

THE DAILY NEWS

ALMANAC

AND

YEAR-BOOK

1912

MARSH & McLENNAN

WRITE

INSURANCE


IN ALL ITS BRANCHES

Chicago Office: 29 So. LaSalle Street

ALLIANCE INSU
CONTINENTAL :
FIDELITY UND
FIRE ASSOCIAT
FIREMAN'S FUI
GERMAN AMER.
INSURANCE CO.
LONDON & LAN
PHILADELPHIA

AETNA LIFE IN
AETNA ACCIDEI
(
CASUALTY COM

TITLE GUARAN:



ILLINOIS HISTORICAL SURVEY

.PHILADELPHIA
.....NEW YORK
.....NEW YORK
.PHILADELPHIA
.....CALIFORNIA
.....NEW YORK
.PHILADELPHIA
.....ENGLAND
.PHILADELPHIA
.....HARTFORD
.....HARTFORD
(s)
.....NEW YORK
PENNSYLVANIA

AUTOMOBILE

FIREMAN'S FUND INSURANCE CO.....CALIFORNIA
INSURANCE CO. OF NORTH AMERICA.....PHILADELPHIA

SURPLUS LINE

LLOYDS LONDON.. ..LONDON

OFFICES IN

CHICAGO - NEW YORK - DULUTH - MINNEAPOLIS - LONDON

676
xw

ILLINOIS LIFE INSURANCE CO.

CHICAGO
JAMES W. STEVENS, PRESIDENT

CHICAGO'S
GREATEST
COMPANY

OLDEST
IN
CHICAGO

LARGEST
IN
ILLINOIS

WANTS GOOD MEN
AND
WILL PAY THEM WELL

GEO. H. MORRILL CO.

MANUFACTURERS

PRINTING

AND

LITHOGRAPHIC

INKS

OFFICES

BOSTON
CHICAGO

NEW YORK
SAN FRANCISCO

LONDON

[TWENTY-EIGHTH YEAR]

THE CHICAGO DAILY NEWS
ALMANAC
AND YEAR-BOOK

FOR

1912

COMPILED BY JAMES LANGLAND, M. A.

ISSUED BY

THE CHICAGO DAILY NEWS COMPANY

[Copyright, 1911, by The Chicago Daily News Company.]

PREFACE.

In addition to the statistical and other information concerning international, national, state and local affairs usually given in *The Daily News Almanac and Year-Book*, this issue contains details of many matters of more than ordinary significance. Mention of all of them cannot be made here, but the following may be noted:

Decisions of the United States Supreme court in the Standard Oil and Tobacco trust cases, together with the dissenting opinions of the late Justice John M. Harlan. The text of these exceedingly weighty utterances is reproduced in full.

Effort of the United States and Canada to establish reciprocal trade relations. The failure of the reciprocity plan does not lessen its importance from a political, economic or historic point of view and for that reason considerable space is devoted to it.

Negotiation of general arbitration treaties between the United States on the one hand and Great Britain and France on the other. This has been regarded by many on both sides of the Atlantic as a long step toward universal peace.

Revolution in Mexico resulting in the deposition of President Diaz and his flight to Europe.

Revolution in China against the Manchu regime and efforts to establish a modern constitutional form of government. The sudden awakening of the people of this ancient empire is thought to be of the utmost importance in the history of the far east.

Outbreak of hostilities between Italy and Turkey over the seizure by the former of Tripoli, in northern Africa.

Other subjects concerning which information is given in this volume include electoral and legislative reforms of the day, pensions in the United States, alien contract labor laws, admission of New Mexico and Arizona into the union, with a digest of the constitution of each; workmen's compensation acts in various states and countries, congressional reapportionment, national and state legislation, and political data for the coming presidential campaign in the United States.

In conclusion it may also be noted that an increase in the size of the book has again been found necessary in order to maintain its standard as a reference work.

D14
1912

INDEX—1912.

NOTE—Table of contents of previous issues of The Daily News Almanac and Year-Book will be found on page 649.

24 F 47 6
1912-13
1915 (Mys)
1921 cont me

Abyssinia 207
Academy, French, Members..... 130
Academy of Design, National. 479
Academy of Fine Arts..... 552
Academy of Sciences, Chicago 550
Academy of Sciences Library. 549
Accidents, Football..... 470
Accidents, 4th of July..... 244
Accidents, Hunting..... 467
Accidents in 1911..... 481
Accidents, Railroad..... 382
Accountants, Examiners of..... 502
Adams Park..... 570
Administration, State Board..... 501
Administrator, Public..... 521
Adults, Heights and Weights of 360
Aeronautical Progress..... 360
Aeroplane Records..... 360
Afghanistan..... 207
Africa..... 521
Agent, County..... 166
Agricultural Exports by Years 169
Agricultural Statistics..... 169
Agriculture, Department of..... 229
Agriculture, Institute of..... 220
Agriculture, Secretaries of..... 143
Agriculture, State Board of..... 499
Alabama, Canals in..... 121
Alabama, Vote of..... 416
Alaska..... 215
Alaskan Bound'ry Delimitation 220
Alberta Crops..... 166
Aldermen, Board of..... 532
Aldine Square..... 570
Algeria..... 207
Allen Contract Labor..... 103
Alley Mileage, Chicago..... 590
Aluminum Produced..... 189
Alumni Associations..... 614
Ambassadors, Foreign, in U. S. 233
Ambassadors, U. S. List of..... 230
American-Spanish War..... 122
America's Cup, The..... 339
Ampere Defined..... 147
Amundsen Expedition..... 210
Amusement Licenses..... 588
Amusement Places..... 616
Amy L. Barnard Park..... 570
Analysis of Public Debt..... 183
Anarchists, Japanese, Executed 215
Anatomists, American Assn. of 290
Anderson Expedition..... 210
Andrew and Philip, Brotherhood 307
Anglo-Boer War..... 122
Anglo-Japanese Treaty..... 130
Animals, Cruelty to, Illinois..... 502
Animals, Farm, Value..... 166
Annapolis Naval Academy..... 245
Annexation Law Amended..... 89
Anniversaries, Wedding..... 274
Antarctic Exploration..... 219
Antenna, National..... 291
Anti-Cruelty Society..... 595
Antietam Park..... 181
Antimony Produced..... 189
Antiquities, American..... 101
Anti-Saloon League, Illinois..... 517
Antitrust Law, Sherman..... 89
Apiaries, Inspection of..... 63
Apiaries, State Inspector..... 503
Apollo Musical Club..... 646
Appalachian Forest Reserve..... 85
Appellate Court Branches..... 65
Appellate Court, Cook County 526
Apportionment, Congressional. 274
Apport'n'm't of Representatives 70

Appraiser's Office, Chicago..... 536
Appropriations by Congress..... 184
Appropriations, Chicago..... 541
Appropriations, Cook County. 525
Appropriations, Illinois..... 516
Arabic and Roman Numerals. 117
Arbitration, Hague Court..... 99
Arbitration, State Board..... 501
Arbitration Treaties, General 477
Arbor Rest..... 570
Arcade Park..... 570
Archaeological Institute..... 290
Archbishops..... 301
Archer Point..... 536
Archery..... 349
Architect, City..... 539
Architect, County..... 520
Architect, State..... 592
Architects, Am. Institute of. 501
Architects, Examiners of..... 502
Architects, Naval, Society of. 592
Architectural Club, Chicago..... 550
Arctic Exploration..... 210
Area, Center of, U. S..... 370
Area of United States..... 200
Areas of Oceans and Lakes..... 258
Argentina..... 207
Arizona, Admission..... 73
Arizona, Constitution..... 77
Arizona, Vote of..... 417
Arkansas, Canal in..... 121
Arkansas, Vote of..... 417
Armies of the World..... 243
Armories in Chicago..... 518
Armories, State, New..... 88
Armour Square..... 568
Army and Navy Union..... 317
Army of Philippines..... 320
Army of the United States..... 235
Army Pay, Table of..... 241
Army, Regular, and Militia..... 242
Army Retired List..... 237
Army, Strength of, U. S..... 241
Around World in Forty Days. 108
Arrests in Chicago..... 572
Arrivals, Vessel, Chicago..... 612
Arsenals, United States..... 275
Art Commission, Illinois..... 502
Art Galleries of World..... 114
Art Institute..... 598
Art League, Municipal..... 646
Artists, Societies of..... 604
Arts, Am. Federation of..... 479
Asbestos Produced..... 189
Asia..... 206
Asiatic Association..... 290
Asphaltum Produced..... 189
Assassination of Caceres..... 482
Assassination of Stolypin..... 213
Assay Offices, United States..... 240
Assembly, Illinois..... 507
Assembly, Illinois, Ex. Sess..... 90
Assessm't Illinois Property..... 521
Assessments, Chicago..... 610
Assessments, Cook County..... 610
Assessors, Board of..... 520
Assets, Fixed, of Chicago..... 541
Associated Fraternities..... 294
Associated Press, The..... 213
Association of Commerce..... 578
Associations, Illinois State..... 517
Associations, National..... 479
Astronomical Ass'n, Chicago..... 550
Astronomical Society of Am..... 290
Astrophysical Soc. of Am..... 290
Asylums, Chicago..... 584
Asylums, Illinois..... 505
Asylums in United States..... 395
Athletic Records..... 350
Attorney, City..... 534
Attorney, County..... 521

Attorney, Prosecuting..... 534
Attorney, U. S. District..... 536
Attorneys, City, Since 1837..... 555
Attorneys-General, U. S..... 143
Attorneys, U. S. District..... 223
Atty's., State, Cook Co. Vote 511
Attorneys, State's, Assn..... 518
Attorneys, State's, Illinois..... 505
Austin, Pa., Flood..... 272
Austin Park..... 570
Australia..... 202
Austria-Hungary..... 202
Automobile Fares, Legal..... 592
Automobile Licenses..... 588
Automobile Registry..... 535
Automobiles in United States 279
Automobiling..... 355
Autumn Begins..... 13
Aviation Fatalities..... 364
Aviation Meet, Chicago..... 362
Ballinger, Resignation of..... 225
Ballooning..... 357
Ballot Arrangement Act..... 88
Ballot, Short..... 91
Ballots, Nonpartisan..... 93
Bangor, Me., Fire in..... 129
Bank Guaranty Laws Legal..... 181
Bank Notes, National..... 179
Bank Statistics, Chicago..... 552
Bankers' Association, Am..... 476
Bankers' Association, Illinois. 517
Banking, Am. Institute of..... 479
Banking, Growth of, in U. S..... 180
Banking Power of U. S..... 180
Banking Statistics..... 179
Banks, Chicago..... 551
Banks, Postal, Chicago..... 558
Banks, Postal, Savings, Law..... 409
Banks, Savings, of World..... 179
Banks, Savings, of U. S..... 180
Baptist Denomination..... 305
Bar Association, American..... 290
Bar Association, Chicago..... 550
Bar Association, Illinois..... 517
Barbers' Examining Board..... 502
Barge Canal, New York State 121
Barley Crop by Years..... 167
Barley Crop by States..... 164
Barley Crop of World..... 162
Barometer, Wind..... 141
Barytes Produced..... 189
Baseball..... 321
Baseball, College..... 326
Basket Ball..... 349
Bathing Beaches, Municipal. 511
Baths, Free Public..... 624
Bauxite Produced..... 189
Beatty Murder Case..... 562
Beef Packing, Chicago..... 530
Beet Sugar in United States. 167
Belden Avenue Triangle..... 570
Belgium..... 203
Benevolent Institutions..... 395
Benevolent Societies..... 292
Ben-Hur, Tribe of..... 294
Benquets and Gifts..... 465
Bessemer Park..... 568
Bessemer, Charles E., Sketch..... 404
Bible, Words in..... 352
Bible Society, American..... 517
Bibliographical Society..... 550
Bickerdike Square..... 579
Billiards..... 357
Biological Chemists, Am. Soc. 290
Bird Reservations..... 246
Birth Rate in United States. 397
Birth Stones..... 149
Bishops, Catholic..... 301
Bishops, Episcopal..... 303
Bishops, Methodist..... 303
Black River Falls Flood..... 394

Blackstone Point.....	570	Casting, Fly and Bait.....	344	Citizenship Congress, Chicago. 616
Blair, F. G., Portrait.....	498	Casualties, Fourth of July.....	244	Citizenship in United States... 145
Blast Furnaces in U. S.....	192	Casualties from Fire.....172,	481	City Attorney's Office..... 534
Blind and Deaf.....	392	Casualty Insurance.....	100	City Attorneys Since 1837..... 555
Blind, Education of.....	88	Catholic Church.....	301	City Clerk's Office..... 533
Board of Education.....	543	Catholic Church Extension.....	302	City Clerks Since 1837..... 542
Board of Trade, Chicago.....	542	Catholic Educational Ass'n.....	302	City Collector's Office..... 533
Board of Trade, National.....	479	Cement Produced.....	189	City Council..... 532
Boards, State.....	499	Cemeteries, Chicago.....	571	City Club..... 616
Boards, State, Ex Officio.....	502	Cemeteries, National.....	276	City Datum, Chicago..... 562
Boer-English War.....	122	Census, Bureau of the.....	391	City Railways, Statistics..... 576
Boiler Explosions.....	138	Census Bureau, Work of.....	391	City Treasurer, Chicago..... 566
Boiler Inspector.....	536	Centenarians, Deaths of.....	320	City Treasurer's Office..... 533
Bokhara.....	206	Center of Population.....	370	Civic Federation, Chicago..... 517
Bolivia.....	207	Chaco Canyon Reserve.....	101	Civic Federation, Illinois..... 516
Bond and Stock Commission.....	308	Chairman State Committees.....	265	Civic Federation, National..... 479
Books, Record Prices for.....	172	Champions, 7, of Christendom 188		Civil Service Ass'n, Illinois..... 579
Borax Produced.....	189	Champlain Monument.....	67	Civil Service Co., City..... 536
Borden, R. L., Sketch.....	404	Chancery, Masters in.....	526	Civil Service Com., County..... 526
Borup-Macmillan Expedition.....	210	Charities Commission.....	501	Civil Service Com., State..... 562
Botanical Society of America.....	290	Charities Conference, Nat'l.....	479	Civil Service Com., U. S..... 220
Boulevards and Parks.....	567	Charity Organizations.....	600	Civil Service, Cook County..... 82
Boutelle, H. S., Sketch.....	404	Charity Service, Cook Co.....	528	Civil Service Law, Illinois..... 83
Bowling.....	328	Charleston, S. C., Storm at.....	108	Civil Service League, Chicago. 616
Boycott, Buck Stove Co. Case 64		Chart of Heavens.....	28	Civil Service, Park..... 83
Boy Scout Movement.....	478	Charter Movement, Chicago.....	547	Civil Service Reform Ass'n..... 616
Brazil.....	207	Chattanooga Park.....	101	Civil Service, United States... 113
Briland, Attempt to Kill.....	213	Checkers.....	358	Claims, Court of, Illinois..... 499
Briceville Mine Disaster.....	497	Cheese, International Trade.....	169	Clark, Champ, Sketch..... 404
Bricklayers' Union.....	311	Cheese, Production of.....	290	Clearances, Vessel, Chicago..... 612
Bridge Bonds, Vote on.....	628	Chemical Society, American.....	290	Clearings, Chicago Bank..... 552
Bridges, Chicago.....	628	Chess.....	355	Clements, J. C., Sketch..... 404
Bridges, Closed Hours on.....	608	Chickamauga Park.....	101	Climatological Association..... 290
British Cabinet.....	201	Chicago Appropriations.....	542	Climatology of United States... 359
British Compensation Act.....	97	Chicago at a Glance.....	529	Clubs and Clubhouses..... 612
Bryan, N. P., Sketch.....	404	Chicago City Officials.....	532	Coal Industry, Illinois..... 529
Buck Stove Co. Boycott Case. 64		Chicago Election Returns.....	456	Coal Mines, Safety in..... 82
Buckwheat Crop by Years.....	167	Chicago Federation of Labor.....	311	Coal Production in U. S..... 189
Buena Circle.....	570	Chicago Finances.....	540	Coast Line of United States... 476
Buena Terrace.....	570	Chicago, Growth in Area.....	528	Coffee Consumed in U. S..... 193
Building Associations, U. S.....	98	Chicago, Points of Interest.....	530	Coffee, International Trade... 169
Building Laws Commis'n, 83, 603		Chicago, Population of.....	559	Coinage Mints, United States... 240
Building Statistics, Chicago.....	528	Chicago, Progress of.....	582	Coinage by Nations..... 175
Building Trades Council.....	311	Chicagoans, Old.....	616	Coinage by Years..... 177
Buildings, Department of.....	535	Child Life, Bureau.....	479	Coinage Per Capita..... 185
Buildings, Notable, Chicago.....	554	Children, Heights, Weights.....	112	Coins, Foreign, Value of..... 188
Buildings, Highest.....	152	Children's Home Society.....	479	Coins of the United States... 187
Bulgaria.....	203	Children, Surgical Inst. for.....	88	Coins, Value of Rare..... 102
Burial Places of Presidents.....	120	Chile.....	407	Collector, City..... 533
Bushel Weights.....	150	Chilton, William E., Sketch.....	204	Color, Colors..... 243
Butter, International Trade.....	198	China, Aid for.....	206	Colleges, American..... 285
Butter Production.....	198	China, Famine in.....	395	Colombia..... 207
Cab Fares, Legal.....	592	China, Loan to.....	314	Colonial Wars, Order of..... 318
Cabinets and Presidents.....	142	China, Revolution in.....	480	Colonies of Nations..... 209
Cables, World's.....	190	China, Revolution in.....	480	Colorado Game Laws..... 469
Caceras, President, Killed.....	482	Chinese Calendar.....	14	Colorado Point of..... 570
Calendar for 1912.....	15	Chinese Cut Off Queues.....	140	Colorado, Vote of..... 419
Calendar for 1913.....	32	Chinese-Russian Dispute.....	320	Colors, College and School... 543
Calendar, Ready Reference.....	21	Cholera Cases in America.....	308	Columbus Circle..... 270
Calendars, Various.....	21	Cholera in Italy.....	308	Commerce, Association of..... 578
California Expositious.....	469	Christian Endeavor Society.....	307	Commerce Court..... 221
California, Vote of.....	418	Christian Science Church.....	306	Commerce Department..... 213
Calumet Park.....	568	Chronological Cycles.....	13	Commerce, Secretaries of..... 143
Campaign Contributions.....	69	Chronology of Recent Wars.....	122	Commission Form Government 91
Campbell Park.....	569	Chun, Prince, Abdicates.....	480	Commission Form of Gov't Act 88
Canada.....	201	Church Census.....	300	Commissioners, Canal, Illinois 402
Canadian Grain Crops.....	166	Church Days.....	27	Commissioners, Illinois..... 599
Canada'n Reciprocity Agreement 67		Church Statistics.....	293	Commissions, International... 229
Canal, Drainage.....	600	Churches of Christ Council.....	307	Committees, Cook County..... 269
Canal, Hennepin.....	121	Churches, Number in Chicago 529		Committees, Nat'l Political... 265
Canal, New York State Barge 121		Churches, Seven, of Asia.....	529	Committees, State..... 268
Canal, Panama.....	118	Cicero Annexation Vote.....	461	Compensat'n Acts, Workmen's 96
Canal, Sault Ste. Marie, Traf. 403		Cincinnati, Society of the.....	317	Compensation, Bureau of..... 534
Canals, Great Ship.....	122	Cinder Cone Reserve.....	503	Compens'n Act, Workmen's, Ill. 739
Canals in United States.....	122	Circuit Clerks, Illinois.....	101	Comptroller, City..... 533
Cane Sugar in United States. 267		Circuit Court, Cook County.....	526	Comptroller, County..... 520
Canonsburg, Pa., Disaster.....	167	Circuit Court Judges, U. S.....	221	Comptroller of Currency..... 217
Capital Punishment.....	152	Circuit Court, U. S., Chicago. 526		Comptroller of Treasury..... 217
Capitals of States.....	414	Circuit Courts of Appeals.....	121	Conductors, Order of..... 311
Capitol in Washington.....	30	Circulation Statement.....	183	Confederate Soldiers' Home... 240
Cardinals, College of.....	302	Circulation Table.....	348	Confederate Veterans, United 316
Carnegie Corporation.....	407	Cities, Distances Between.....	387	Congregational Churches..... 304
Carnegie Foundation.....	126	Cities, Largest, in World.....	234	Congress, Appropriations by... 184
Carnegie Hero Fund Awards... 123		Cities of Fastest Growth.....	376	Congress, Library of..... 128
Carnegie Institution.....	127	Cities, Population, American. 374		Congress Park..... 570
Carnegie Peace Endowment... 99		Cities, Statistics of.....	388	Congress, Party Lines in..... 273
Carroll, William, Portrait.....	531	Citizens' League of Chicago.....	598	Congress, 61st, Work of..... 65
Casablanca Case Decision.....	99	Citizens' Association.....	598	Congress, 62d, Members..... 226
Casa Grande Ruin.....	101	Citizens' Ass'n of Chicago.....	616	

Congress, 62d, Work of.....	67	Customs Revenue Per Capita.....	185	Eastern Star, Order of.....	253
Congress'nal Apportionm't, 70, 274		Cycles, Chronological.....	13	Eclipses in 1912.....	27
Conjunctions, Planetary.....	25	Dates, Recent Historical.....	132	Economic Association, Am.....	290
Connecticut, Vote of.....	419	Daughters of Am. Revolution.....	319	Economic, Western, Society.....	291
Conservation Association.....	391	Davis Square.....	568	Ecuador.....	237
Conservation, Ass'n, Illinois.....	517	Deaf and Blind.....	392	Education, Board of.....	543
Conservation Congress.....	391	Deaf and Dumb, Education of.....	88	Education Board, General.....	128
Conservation of Resources.....	391	Death, Chief Causes of.....	296	Education, Bureau of.....	220
Constellations of Zodiac.....	24	Death Penalty in U. S.....	152	Education, State Board.....	518
Consular Buildings.....	66	Death Rates.....	396	Education, Statistics of.....	293
Consuls in Chicago.....	234	Death Rates in Chicago.....	566	Educational Ass'n, National.....	231
Consuls, U. S., List of.....	231	Death Roll of 1911.....	398	Educational Building Com'n.....	89
Consumption, Deaths from.....	397	Deaths of Noted Persons.....	333	Edwardsville Memorial.....	89
Controller Bay Controversy.....	195	Deer of Ills.....	390	Efficiency, Public, Chicago.....	536
Convention, Prohibition Nat'l.....	437	Debt, Public.....	183	Egypt.....	207
Convention, Republican Nat'l.....	496	Debt, Public, by Years.....	183	Eldred Grove.....	570
Convention, United Christian.....	263	Debt, Public, Per Capita.....	184	Election Calendar.....	570
Conventions, National.....	264	Debt, Public, Statement of.....	182	Election Commissioners.....	257
Cook County Appropriations.....	625	Debts, National.....	186	Election, Judicial.....	462
Cook Co. Civil Service Law.....	83	Decision, Standard Oil.....	33	Elections, Majoralty, Former.....	464
Cook County Committees.....	269	Decision, Tobacco Trust.....	51	Election, Presidential.....	258
Cook County Finances.....	623	Declaration of London.....	78	Election Returns.....	416
Cook County Officials.....	620	Decorations for Chicagoans.....	614	Election Returns, Chicago.....	456
Cook County, Population of.....	559	Defense, National, Secrets.....	66	Elections, Primary, Illinois.....	603
Copper Coinage of U. S.....	187	DeKalb Square.....	570	Electoral College.....	508
Copper Produced in U. S.....	189	Delaware, Vote of.....	419	Electoral Districts, Illinois.....	259
Copyright Laws, U. S.....	109	Delinquent Children, Educat'n.....	88	Electoral Reform.....	91
Corn and Pellagra.....	152	Democratic County Committee.....	269	Electoral Vote by States.....	272
Corn Crop by Years.....	167	Democratic League of Clubs.....	264	Electric Railroads in U. S.....	196
Corn Crop by States.....	163	Democratic Nat'l Committee.....	265	Electrical Industry, Census.....	191
Corn Crop of World.....	161	Democratic Platform.....	259	Electrical Units.....	147
Corn, International Trade.....	168	Democratic State Chairmen.....	269	Electricity, Department of.....	535
Corn Prices, Chicago.....	604	Democratic State Committee.....	268	Electricification Commission.....	544
Cornell Square.....	563	Deneen, C. S., Portrait.....	493	Electro-Therapeutic Ass'n.....	290
Coronation of George V.....	331	Denmark.....	203	Elevated Railroads.....	553
Coroner's Office, Cook County.....	533	Denominations in U. S.....	299	Elevation of Chicago.....	126
Corporation Counsel.....	533	Dental Examiners, Illinois.....	501	Elizabeth Water Tunnel.....	126
Corporation Tax Valid.....	181	Dental Association, Illinois.....	513	Elks, Order of.....	250
Corporations, Bureau of.....	213	Dependencies of Nations.....	209	Ellis Park.....	675
Correction, House of.....	635	Deposits, Savings, Nat'l B'ks.....	290	El Morro Reserve.....	101
Corrupt Practices Acts.....	93	Dermatological Association.....	290	Embassies, American.....	230
Corundum Produced in U. S.....	189	Devil's Tower Reserve.....	101	Embassies, Foreign, in U. S.....	233
Costa Rica.....	208	Dialect Society, American.....	290	Ember Days.....	25
Costa Rican Earthquake.....	414	Diamonds, Weights of.....	149	Emeralds Produced in U. S.....	189
Cotton Crop by Years.....	168	Diamonds, World's Famous.....	149	Employees' Compensation Acts.....	96
Cotton, International Trade.....	170	Diaz, President, Deposed.....	211	Employees' Compens'n Law, Ill.....	79
Cotton Production by States.....	166	Dickinson Park.....	570	Employs, Federal.....	113
Cotton Production, World's.....	162	Dietz, John F., Case.....	215	Employs, City Pay Rolls.....	529, 558
Cot. Seed Oil, Internat'l Trade.....	170	Diplomatic Buildings.....	66	Employment Offices, Free.....	502
Cotton Tariff Bill.....	73	Diplomatic Service.....	230	Engineer, City.....	533
Cotton Tariff Veto.....	73	Direct Primaries.....	93	Engineer, Supervising, State.....	89
Coulomb Defined.....	147	Disasters, Sluip, Statistics.....	190	Engineer, U. S., Chicago.....	536
Council, City.....	532	Diseases, Occupa'nal, Act, Ill.....	81	Engineers, Am. Inst. Elect'l.....	690
Counties, Ill., Facts About.....	514	Dispensaries in Chicago.....	584	Engineers, Brotherhood of.....	311
County Agent.....	521	Dispensaries in United States.....	395	Engineers, Civil, Am. Society.....	290
County Clerk.....	520	Disputes, Judicial Settlement.....	100	Engineers, Examiners of.....	535
County Clerks, Illinois.....	503	Distance of Visibility.....	391	Engineers' Library, Chicago.....	549
County Commissioners.....	520	Distances Between Cities.....	387	Engineers, Marine, Society of.....	291
County Court Cook Co.....	526	Distances in Chicago.....	582	Engineers, Am. Soc.....	290
County Democracy.....	616	Distances to Seaports.....	357	Engineers, Mining, Am. Inst.....	290
County Institutions.....	520	District Attorney, U. S.....	536	Engineers, Supervising.....	533
County Officers, Illinois.....	503	District Attorneys, U. S.....	223	Engineers, Western Soc. of.....	550
County Officers, Directory.....	528	District Court, U. S., Chicago.....	526	England.....	201
County Treasurer.....	520	District Judges, United States.....	222	England, Railway Strike in.....	479
County Treasurers, Illinois.....	505	Divorce, Causes for.....	152	Entomologist, State.....	500
Court of Claims.....	221	Divorce Statistics.....	151	Epidemics in 1911.....	308
Courts in Cook County.....	526	Dollars Coined.....	187	Episcopal Church.....	303
Courts, United States.....	221	Dominican Republic.....	208	Epworth League.....	303
Crane, Largest in World.....	240	Douglas Monument Park.....	570	Equalization, State Board of.....	500
Crater Lake Park.....	101	Douglas Park.....	569	Eras of Time.....	13
Crerar, The John, Library.....	548	Drago Doctrine.....	114	Estates of the Realm, Three.....	188
Cribs, Waterworks.....	628	Drainage Canal.....	600	Eugene Triangle.....	570
Crime in Chicago.....	572	Drinking Cup Act.....	88	Evanston Historical Society.....	550
Crime, Statistics of.....	393	Drinking on Railroad Cars.....	89	Evanston Musical Club.....	646
Criminal Court, Cook County.....	526	Dry Dock, Largest.....	187	Evanston Public Library.....	549
Criminal Law, Union of.....	479	Dumb and Deaf, Education of.....	88	Events of 1911.....	481
Crocker Land Expedition.....	210	Dunning Institutions.....	520	Events, Recent Historical.....	132
Crop Estimates for 1911.....	166	Dunning State Hospital.....	88	Examiners, Boards of.....	535
Crop Production, World.....	167	Duties Collected.....	155	Executive Dept., Illinois.....	299
Crops, Farm, Value of.....	168	Duties, Customs.....	115	Executive Department, U. S.....	417
Crops in U. S. by Years.....	167	Duty Collected Per Capita.....	187	Expectation of Life.....	290
Crops of 1910 by States.....	163	Dynamite Case, Los Angeles.....	470	Expenditures, Cook County.....	523
Cuba.....	208	Eagles Coined.....	187	Expenditures, Government.....	184
Cuban War.....	122	Eagles, Fraternal Order.....	295	Expenditures, Gov't, Per Cap. Ill.	518
Cup, Drinking, Act.....	88	East End Park.....	570	Expenditures, Illinois.....	184
Curling.....	345	Earth, Facts About.....	26	Expenditures, National.....	186
Custom House, Chicago.....	536	Earthquake in Mexico City.....	174	Expenditures, Naval.....	244
Customs Appeals, Court.....	221	Earthquakes, Great.....	114	Explosions, Boiler.....	128
Customs Duties.....	115	Easter Sunday Dates.....	414	Exploration.....	210

Explosion, Jersey City.....	137	Forester, City.....	536	Greece.....	204
Explosion, Pleasant Prairie.....	140	Foresters, Ind. Order of.....	233	Greek Calendar.....	14
Exports, Agricultural, by Years.....	166	Foresters, United Order of.....	295	Greek Gods and Goddesses.....	126
Exports by Continents.....	156	Forestry Association, Am.....	290	Green Bay Triangle.....	570
Exports by Countries.....	157	Forests and Forestry.....	471	Gregory, S. S., Sketch.....	405
Exports by Years.....	158	Forests, National.....	473	Grindstones Produced in U. S.....	189
Exports of Merchandise.....	154	Fortification of Panama Canal.....	66	Gronna, Asie J., Sketch.....	405
Exports Per Capita.....	185	Fortnightly Club.....	550	Gross Park.....	570
Express Statistics.....	192	Fourth of July Casualties.....	244	Groveland Park.....	570
Factory Fire in New York.....	433	France.....	203	Growth, Territorial, of U. S.....	200
Factory Inspectors, Illinois.....	500	Franchises, Street Railway.....	559	Guam.....	215
Failures in the United States.....	193	Fraternal Congress, National.....	295	Guard, National.....	242
Falconio, Diomedes, Sketch.....	404	Fraternal Societies.....	296	Guards, U. S.....	207
Fall Begins.....	404	Fraternities Associated.....	296	Guilford Battle Monument.....	87
Fame, Hall of, American.....	200	Free List for Travelers.....	107	Gunnison Water Tunnel.....	126
Family League for, Protect'n.....	479	French Academy Members.....	130	Gypsum Produced in U. S.....	189
Famine in China.....	395	French Compensation Law.....	96	Hague Court of Arbitration.....	99
Farad Defined.....	147	Fuller's Earth Prod'd in U. S.....	189	Hague Decisions.....	99
Fares for Cabs, etc.....	592	Furds, Municipal, Use of.....	89	Haiti.....	208
Farley, John M., Sketch.....	404	Furies, Three.....	188	Haiti, Revolution in.....	130
Farm Animals, Value.....	166	Furnaces, Blast, in U. S.....	192	Halls, National.....	527
Farmers' Free List Bill.....	72	Gage Park.....	567	Halls, Number, Chicago.....	139
Farmers' Free List Veto.....	73	Galleries, Art, of World.....	114	Hamilton Park.....	563
Farmers' Institute, Illinois.....	500	Game and Fish Laws.....	468	Hammond Library.....	549
Farms, Value of Medium.....	174	Game Commissioner, Illinois.....	500	Harbor, Chicago Outer.....	602
Farms, Wealth on.....	166	Game Preserves, National.....	246	Harbor Commission, Chicago.....	620
Farrell, James A., Sketch.....	404	Gardens, Zoological.....	246	Harbor Lights.....	608
Fastest Voyages.....	486	Garfield Park.....	569	Harbors, Municipal, Law.....	87
Fates, Three.....	183	Garnet Produced in U. S.....	189	Hardin Square.....	568
Federation of Labor, Amer.....	309	Garnishment Law, Illinois.....	516	Harlan, John M., Death of.....	225
Federation of Labor, Chicago.....	311	Gas and Oil Wells.....	82	Harlan on Standard Oil Case.....	45
Feeble-Minded and Insane.....	392	Gas, Nat'l, Produced in U. S.....	189	Harlan on Tobacco Trust.....	62
Fees of Jurors.....	85	Gatun Dam.....	113	Harrison, C. H., Portrait.....	531
Feldspar Produced in U. S.....	189	Gen Symbols of Months.....	210	Harvest and Hunter's Moon.....	24
Fencing.....	349	Geographic Board, U. S.....	324	Harvest Calendar, Wheat.....	166
Fernwood Park.....	570	Geographical Society, Am.....	290	Hawaii.....	214
Fibers, Textile, Production.....	163	Geographical Society, Chicago.....	550	Hawaii, Vote of.....	421
Field Museum.....	550	Geographic Society, National.....	291	Hawaiian Population.....	384
Field Museum Site.....	486	Geological Society of Am.....	291	Hay Crops by States.....	165
Fitcher Expedition.....	210	Geological Survey.....	220	Hay Crop by Years.....	168
Finances, Chicago City.....	540	George V., Coronation.....	131	Health, Board of, Illinois.....	534
Finances, Cook County.....	523	George V., Relatives of.....	108	Health Department of.....	534
Financial Statistics.....	175	Georgia, Vote of.....	420	Heavens, Chart of.....	28
Fine Arts, Academy of.....	552	German-American Dem. Club.....	616	Hebrew Calendar.....	14
Fire Apparatus in Coal Mines.....	82	Germania Club.....	610	Heights of Adults and Children.....	112
Fire Chiefs, Chicago.....	575	German Compensation Law.....	95	Hemp Production.....	163
Fire Department.....	535	Germantown Monument.....	67	Hennepin Canal.....	121
Fire Engines, Location.....	596	Germany.....	203	Hero Fund, Carnegie, Awards.....	123
Fire Horror in New York.....	483	Gettysburg National Park.....	101	Herbierians, Ancient Order of.....	295
Fire in New York Capitol.....	185	Gifts and Bequests.....	465	High School Colors.....	243
Fire in Bangor, Me.....	129	Gifts, Seven, of the Spirit.....	188	High Water Pressure Com.....	594
Fire Insurance.....	100	Gila Cliff Dwellings.....	101	Highest Points in States.....	272
Fire Insurance Patrols.....	596	Glacier Park.....	101	Highest Structures.....	152
Fire Losses in 1911.....	481	Gods and Goddesses.....	126	Highway Commission, State.....	502
Fire Marshal, State.....	503	Gold Coinage by Nations.....	175	Hilles, C. D., Sketch.....	405
Fire Statistics, Chicago.....	606	Gold Coinage by Years.....	177	Historical Association, Am.....	290
Fire, Stockyards.....	612	Gold Coins of United States.....	187	Historical Events.....	132
Fires, Persons Killed in.....	172	Gold, Fineness of.....	140	Historical Society, Ill.....	499, 518
Fires, Theater.....	252	Gold, Imports and Exports.....	156	Historical Society Library.....	549
Fish and Game Laws.....	428	Gold Production by Countries.....	175	Hitchcock, F. H., Portrait.....	216
Fish Commissioners.....	500	Gold Production by States.....	178	Hitchcock, G. M., Sketch.....	405
Fisher, Walter L., Portrait.....	216	Gold Production by Years.....	175	Holdsen Park.....	358
Fisher, W. L., Sketch.....	405	Gold Production Per Capita.....	185	Holidays.....	570
Fisheries Case Decision.....	99	Gold, Stock of, in U. S.....	176	Holidays, Legal.....	139
Fisheries Commission.....	220	Golf.....	329	Holland.....	206
Flag Day Association.....	517	Government Employees.....	113	Holstein Park.....	569
Flax Crop of World.....	162	Government of Illinois.....	510	Homeopathy, Am. Institute.....	290
Flaxseed Crop by States.....	165	Government Offices, Chicago.....	536	Homes, Illinois, State.....	501
Florida, Vote of.....	420	Government Officials.....	217	Homes (Asylums) in Chicago.....	584
Flood at Austin, Pa.....	272	Government Printing Office.....	220	Homes, Soldiers'.....	240
Flood at Black River Falls.....	394	Governments, Foreign.....	201	Homestead Law.....	112
Floods and Storms.....	482	Governors, Illinois, Vote for.....	511	Homicide in United States.....	393
Flour, International Trade.....	168	Governors of Illinois.....	510	Honduras.....	208
Flower Symbols of Months.....	210	Governors of States.....	414	Hook and Ladder Companies.....	596
Flowers, State.....	140	Grace, Days of.....	148	Hookworm Disease Comm'n.....	170
Fluorspar Produced in U. S.....	189	Graces, Three.....	188	Hook Production of World.....	163
Fog Signals.....	608	Grades, Street, Chicago.....	562	Hops, International Trade.....	170
Folk Lore Society, American.....	290	Grain Crops, Canadian.....	166	Horse Racing.....	334
Food Commission, Illinois.....	500	Grain Inspectors, Illinois.....	500	Hospital, County.....	521
Food Inspection Act, Illinois.....	87	Grain Prices, Chicago.....	694	Hospitals, Illinois.....	501
Football Accidents.....	327	Grand Army of the Republic.....	315	Hospitals in Chicago.....	534
Football Accidents.....	470	Grand Army by States.....	102	Hospitals in United States.....	330
Forecasts, Weather.....	141	Gran Quivira.....	101	Hot Springs Reservation.....	101
Foreign Coins, Value of.....	188	Grant, General, Park.....	101	Hot Weather in 1911.....	101
Foreign Born Population.....	371	Grant Park.....	567	Hours of Work for Women.....	82
Foreign Governments.....	201	Gravity, Specific, Table of.....	150	House Number System.....	575
Foreign Wars, Order of.....	318	Graphite Produced in U. S.....	189	House Numbers, Map.....	574
Forest Fires in 1911.....	467	Great Britain.....	201	House of Correction Statistics.....	586
Forest Preserve Act Vol'd.....	527	Great Lakes Naval Station.....	246	House of Representatives.....	227

Humane Association, Am.....	479	Italy.....	204	Learned Societies.....	290
Humane Society, Illinois.....	617	Italy, Cholera In.....	308	Learned Societies, Chicago.....	550
Humboldt Park.....	568	Jackson Park.....	567	Legations, American.....	230
Humorists, American Press.....	479	Japan.....	206	Legations, Foreign, in U. S.....	233
Hungary.....	202	Japan, Am. Treaty with.....	98	Legations, Buildings for.....	66
Hunting Accidents.....	467	Japanese Anarchists Executed.....	215	Legislative Reform.....	91
Hydrographic Office, Chicago.....	636	Japanese Antarctic Expedition.....	210	Legislative Voters' League.....	616
Hymns, National.....	291	Japanese-English Treaty.....	130	Legislature, Extra Session.....	90
Idaho Game Laws.....	469	Japanese-Russian War.....	122	Legislature, Illinois.....	507
Idaho, Vote of.....	422	Jefferson Park.....	569	Legislature, Work of.....	79
Illinois Appropriations.....	516	Jersey City Explosion.....	137	Legislatures of States.....	414
Illinois Associations.....	517	Jewel Cave Reserve.....	101, 102	Legis, Beginning of.....	14, 27
Illinois, Canals in.....	321	Johns Calendar.....	14	Lewis and Clark Cavern.....	101, 102
Illinois Coal Surs.....	512	Johnson C. P., Sketch.....	405	Lewis Institute Library.....	549
Illinois Coal Industry.....	512	Joule Defined.....	147	Liberia.....	207
Illinois County Officers.....	503	Judges, Circuit, United States.....	241	Liberte Disaster.....	395
Illinois Electoral Districts.....	509	Judges, County, Illinois.....	503	Libraries, Chicago.....	548
Illinois Game Laws.....	468	Judges, Probate, Illinois.....	503	Library Association.....	550
Illinois, Government of.....	510	Judges, Superior Court, More.....	503	Library Association, Illinois.....	550
Illinois, Governors of.....	510	Judges, U. S. District.....	222	Library Club, Chicago.....	518
Illinois Legislation.....	79	Judicial Code, United States.....	65	Library Extension Board.....	502
Illinois Legislature.....	507	Judicial Election.....	462	Library of Congress.....	128
Illinois Officials.....	499	Judicial Recall Veto.....	74	License Rates in Chicago.....	588
Illinois Primary Elections.....	508	Judicial Settlement Disputes.....	100	Licenses in Cities.....	389
Illinois Senatorial Districts.....	506	Judiciary, Federal.....	221	Licenses, Revenues from, Chi.....	541
Illinois State Committees.....	268	Jurors' Fees.....	85	Life, Expectation of.....	100
Illinois Tax Commission.....	512	Jury Commission.....	520	Life Insurance.....	200
Illinois, Vote of.....	422	Justice, Department of.....	219	Life Saving Service.....	114, 117
Illinois, Vote, Popular.....	511	Jute Production.....	163	Life Saving Service, Chicago.....	536
Immigration Act of 1907.....	103	Juvenile Court, Cook County.....	526	Light, Velocity of.....	26
Immigration Bureau.....	219	Juvenile Court Statistics.....	497	Lighthouses, Bureau of.....	219
Immigration Bureau, Chicago.....	636	Juvenile Delinquents.....	394	Lighthouse Establishment.....	244
Immigration Law of U. S.....	112	Kansas Society of Chicago.....	578	Lighting, Street, Chicago.....	553
Immigration Statistics.....	476	Kansas, Vote of.....	428	Lights Used in Chicago.....	529
Imports by Continents.....	156	Kedzie Park.....	570	Lily Gardens.....	570
Imports by Countries.....	157	Kenesaw Commission.....	509	Limitation, Statute of.....	148
Imports by Years.....	158	Kenesaw Mountain Monument.....	429	Lincoln Monum't in Washington.....	66
Imports Into Chicago.....	558	Kentucky, Vote of.....	89	Lincoln Park.....	567
Imports of Merchandise.....	553	Kentucky, William S., Sketch.....	405	Lincoln Way Project.....	90
Imports Per Capita.....	183	Kerr, J. W., Sketch.....	405	Lippitt, H. F., Sketch.....	405
Improvements, Board Local.....	584	Khlva.....	206	Liquor and Soldiers' Homes.....	139
Income Tax Amendment.....	129	King's Daughters and Sons.....	307	Liquors Consumed in U. S.....	178
Independence Platform.....	261	Kingston Earthquake.....	414	Literacy and Crime.....	394
Independence Square.....	570	Kinzie Parkway.....	250	Literary Club, Chicago.....	550
India.....	201	Knights and Ladies of Honor.....	315	Live Stock Commissioners.....	500
India, Plague In.....	308	Knights of Honor.....	294	Live Stock in U. S.....	320
Indian Affairs, Office of.....	220	Knights of Labor.....	311	Loan Associations, U. S.....	98
Indian Reservations.....	269	Knights of Maccabees.....	295	Locomotive Inspection Law.....	65
Indian Rights Association.....	479	Knights of Pythias.....	293	Lockouts and Strikes.....	276
Indiana Game Laws.....	468	Knights Templars.....	292	Loetschberg Tunnel.....	413
Indiana Society.....	578	Knox, P. C., Portrait.....	216	London, Declaration of.....	78
Indiana, Vote of.....	424	Kongo.....	207	London, Population of.....	201
Indians Not Taxed.....	367	Korea.....	206	Longitude of Chicago.....	529
Industrial Peace Foundation.....	128	Kwantung, Rebellion in.....	78	Lords' Veto Power Curbed.....	78
Industries, Leading.....	197	Labor, Alien Contract.....	103	Lorimer Investigation.....	410
Infant Mortality, Ass'n.....	473	Labor, Bureau of.....	538	Los Angeles Dynamite Case.....	470
Infirmary, Oak Forest.....	520	Labor, Bureau of, Chicago.....	536	Louisiana, Vote of.....	430
Infusorial Earth Produced.....	189	Labor, Commissioners, Illinois.....	518	Loyal Legion.....	470
Infusoria Tax, Illinois.....	129	Labor Department.....	500	Lumber Industry in U. S.....	319
Inheritance Tax Laws.....	219	Labor, Rights of.....	213	Luther League.....	306
Initiative, The.....	392	Labor, Organizational.....	479	Luther Letter, High Price for.....	306
Insane and Feeble Minded.....	91	Labor Organizations, Chicago.....	311	Lutheran Denomination.....	306
Insane in Foreign Lands.....	392	Labor Organizations in U. S.....	309	Lynchings.....	366
Insurance, Social.....	479	Labor, Secretaries of.....	143	Maccabees, Knights of.....	295
Insurance Statistics.....	100	Lacrosse.....	354	Macmillan-Borup Expedition.....	216
Interest, Legal Rate.....	148	Ladies of the G. A. R.....	317	MacVeagh, Franklin, Portrait.....	210
Interest Tables.....	149	LaFollette Headquarters.....	616	Magazines, Postage on.....	66
Interior Department.....	220	Lake Front Agreement.....	486	Mail Time from Chicago.....	557
Interior, Secretaries of.....	143	Lake Trade, Chicago.....	612	Mail Time from New York.....	557
Internal Revenue Commiss'ner.....	217	Lakes and Rivers Com'n Act.....	682	Maine, Cause of Loss of.....	403
Internal Revenue, Chicago.....	526	Lakes, Areas of.....	258	Maine, Vote of.....	431
Internal Revenue, Dept., Chicago.....	536	Lakes-to-Gulf Association.....	291	Manchuria, Plague In.....	308
Internal Revenue Per Capita.....	185	Lakes-to-Gulf Waterway Plan.....	291	Manganese Ore Produc'd in U. S.....	169
Internal Revenue Receipts.....	384	Lakewood Point.....	570	Manitoba Crops.....	166
Internal Revenue Taxes.....	486	Landmarks, American.....	101	Manual Arts Ass'n, Illinois.....	517
International Commissions.....	220	Languages Spoken.....	98	Manual Labor and Public Work.....	87
Interstate Commerce Com'n.....	220	Land Office, General.....	320	Manufactures, Bureau of.....	518
Interurban Trolley Lines.....	620	Lands, Public.....	314	Manufactures, Chicago.....	589
Iowa Game Laws.....	468	Lard Prices.....	608	Manufactures, Illinois.....	517
Iowa, Vote of.....	426	Lard Reserve.....	101, 102	Manufactures, United States.....	139
Ireland.....	201	Latitude of Chicago.....	529	Maps, Bureau of.....	534
Ireland, Railway Strike In.....	479	Law and Order Leagues.....	598	Marine Corps, Navy.....	251
Irish League of America.....	479	Law Examiners, Board of.....	459	Marine Corps Headquarters.....	218
Iron Industry.....	192	Law Institute Library.....	549	Marine Corps Pay Table.....	256
Iron, Pig, Produced in U. S.....	189	Lawler Monument.....	89	Marine Disasters.....	451
Irrigated Areas.....	415	Laws of Naval War.....	78	Marine Insurance.....	100
Irving Park.....	570	Laws, Uniform, Commission.....	502	Marine, Merchant, U. S.....	190
Israel, Free Sons of.....	294	Lea, Luke, Sketch.....	405	Mark White Square.....	568
Italo-Turkish War.....	412	Lead Produced in U. S.....	189	Marls Produced in U. S.....	189

Marquette Park.....	567	Money and Finance.....	175	Netherlands.....	206
Marriage Anniversaries.....	274	Money, Foreign, Value of.....	183	Nevada, Vote of.....	438
Marriage Laws.....	151	Money in Circulation.....	183	Newberry Library.....	549
Marriage Statistics.....	151	Money of the World.....	177	New Hampshire, Vote of.....	439
Marshals, Fire, Chicago.....	575	Money Order Rates.....	135	New Jersey, Vote of.....	439
Marshals, United States.....	224	Money Per Capita.....	184	New Jerusalem, Church of.....	306
Marshall, U. S., Chicago.....	536	Monroe Doctrine.....	114	New Mexico, Admission.....	73
Martine, J., Sketch.....	431	Montana, Vote of.....	437	New Mexico, Constitution.....	439
Maryland, Vote of.....	431	Montezuma.....	204	New Mexico, Vote of.....	439
Masonic Bodies.....	292	Montezuma Castle.....	101, 102	Newspapers of United States.....	213
Massachusetts, Vote of.....	431	Months, Symbols of.....	210	New York Capitol, Fire in.....	185
Masters in Chancery.....	526	Montrose Point.....	570	New York Compensation Law.....	374
Mathematical Society, Am.....	290	Monuments, Chicago.....	590	New York, Population.....	374
Mawson Expedition.....	510	Monuments, National.....	101	New York Society of Chicago.....	578
Mayors of Chicago.....	596	Moon, Facts About.....	26	New York, Vote of.....	440
Mayors of Large Cities.....	478	Moon, Harvest and Hunter's.....	24	Nicaragua.....	208
Mayor's Office.....	532	Morgan's Position for Year.....	23	Nicknames of States.....	140
Mayor, Vote for.....	456	Morgan Park Annexed.....	461	Nobel Prizes, Winners of.....	475
Mayoralty Elections, Former.....	464	Moroccan Question.....	359	Nonpartisan Ballots.....	93
McCullough, J. S., Portrait.....	498	Morocco.....	207	Noon, S. d.ereal.....	23
McKenna Triangle.....	570	Mortality, American Table of.....	100	Normal Park.....	570
McKinley Park.....	567	Mortality Statistics.....	396	Normal Schools, Illinois.....	499
McLean, G. F., Sketch.....	406	Mortality Statistics, Chicago.....	566	North Carolina, Vote of.....	442
McNamara Dynamite Case.....	470	Mothers' Congress, National.....	479	North Dakota Game Laws.....	469
Measures and Weights.....	147	Motorcycling.....	357	North Dakota, Vote of.....	442
Meat Trust Suits.....	64	Motoring.....	355	North Shore Festival Ass'n.....	646
Mechanics' Institutes, Illinois.....	82	Motor Vehicles and Roads.....	87	North Shore Park District.....	571
Mechanics, United Order Am.....	294	Mountains, Highest.....	130	Northwestern Univ. Library.....	549
Median Lines of Population.....	370	Mount Olympus Reserve.....	101, 102	Norway.....	204
Median Point of Population.....	370	Mount Rainier Park.....	101	Norwood Circle.....	570
Medical Association, Am.....	290	Moving Picture Examiners.....	535	Notable Buildings, Chicago.....	554
Medical Corps of Navy.....	249	Muir Woods, Reserve.....	101, 102	Number, Street, System.....	575
Medical, Ill. Nat'l State Ass'n.....	518	Mukuntuweap Reserve.....	101, 102	Numerals, Roman and Arabic.....	117
Medical, Nat'l Eclectic Ass'n.....	291	Mulberry Point.....	570	Nunismatic Society, Am.....	290
Medicine, American Academy.....	290	Municipal Art League.....	571	Nunismatic Society, Chicago.....	550
Medico-Psychological Ass'n.....	290	Municipal Bathing Beaches.....	571	Nurses in U. S.....	395
Men of the Year.....	404	Municipal Court.....	527	Nurses, Examiners of.....	503
Merchandise, Exports of.....	154	Municipal Court Act.....	84	Oakland Park.....	570
Merchandise, Imports of.....	153	Municipal Court Act, Vote.....	464	Oak Park.....	570
Merchant Marine, U. S.....	190	Municipal Harbors, Law.....	87	Oak Park Annexation Vote.....	461
Merrick Park.....	570	Municipal Funds, Use of.....	89	Oat Crop by States.....	164
Mesa Verde Park.....	101	Municipal League, National.....	479	Oat Crop by Years.....	167
Messages, President's.....	487	Municipal Lodging House.....	536	Oat Crop of World.....	162
Messina Earthquake.....	414	Mun. Lodg. House Statistics.....	590	Oats, Price of, Chicago.....	604
Methodist Church.....	303	Municipal Pension Funds.....	83	Obituary.....	398
Metric System.....	147	Municipal Playgrounds.....	571	Oceans, Areas of.....	258
Mexico.....	207	Municipal Voters' League.....	616	Oceans, Average Depth of.....	275
Mexico City, Earthquake in.....	174	Murders in U. S.....	393	Occupational Diseases Act, Ill.....	81
Mexico, Revolution in.....	211	Music Teachers' Ass'n, Ill.....	517	Occupations in United States.....	483
Meyer, G. V. L., Portrait.....	216	Municipal Clubs, Chicago.....	646	O'Connell, W. H., Sketch.....	406
Mica Produced in U. S.....	189	Myers, H. L. Sketch.....	406	Odd Fellows, Ind. Order of.....	293
Michigan Game Laws.....	468	Mystic Shrine, Order of.....	292	Officials, Chicago.....	552
Michigan Society of Chicago.....	578	Mystic Workers of World.....	295	Officials, Cook County.....	499
Michigan, Vote of.....	432	National Banks.....	179	Officials, Government.....	217
Micropological Society, Am.....	290	National Defense Secrets.....	66	Officials, Illinois.....	499
Micropological Society, Illinois.....	518	National Guard.....	242	Officials, Terms of.....	264
Midway Plaisance.....	567	National Guard, Illinois.....	518	Officers of the Army.....	235
Midway, The.....	570	National Fraternal Congress.....	295	Officers of the Navy.....	247
Mikkelsen Expedition.....	210	National Parks in U. S.....	101	Ogden Arrow.....	570
Miles, Length of Various.....	198	National Political Committees.....	265	Ogden Park.....	568
Military Academy, U. S.....	245	National Union.....	294	Oglesby, J. G., Portrait.....	498
Militia and Regular Army.....	242	Natural Bridges Reserve.....	101, 102	O'Gorman, James A., Sketch.....	406
Militia, Illinois.....	518	Naturalization Bureau.....	219	Ohio, Vote of.....	442
Militia, Naval.....	242	Naturalization Laws.....	146	Ohm Defined.....	147
Mine Disaster, Briceville.....	497	Naturalists, Am. Society.....	290	Oil and Gas Wells.....	82
Mine Disasters.....	482	Nature Study Society, Am.....	290	Oil Cake, International Trade.....	169
Mine Rescue Stations.....	501	Navajo Reserve.....	101, 102	Oil Inspector.....	536
Mineral Paints Produced.....	189	Naval Academy, U. S.....	245	Oil Inspectors' Fees.....	89
Mineral Products of U. S.....	189	Naval Architects, Society of.....	291	Oil, Standard, Decision.....	33
Miners Killed in U. S.....	297	Naval Expenditures.....	244	Oil Stones Produced in U. S.....	189
Miners, Bureau of.....	220	Naval Office, Chicago.....	536	Oklahoma Railroad Vote Void.....	234
Miners, Coal, Safety in.....	82	Naval Reserve, Illinois.....	518	Oklahoma, Vote of.....	445
Miners, Inspectors of.....	501	Naval Training Station.....	246	Old Chicagoans.....	616
Mining Board, State.....	500	Naval War, Laws of.....	78	Old Resident.....	638
Mining Commission Law, Ill.....	82	Navies Compared.....	244	Olympian Records.....	353
Ministers, Foreign in U. S.....	233	Navies of the World.....	243	Ontario, Forest Fires in.....	467
Ministers, U. S., List of.....	230	Navy and Naval Militia.....	242	Ophthalmological Society, Am.....	290
Minnesota Game Laws.....	468	Navy Department.....	218	Optium Agreement.....	209
Minnesota, Vote of.....	433	Navy League.....	320	Optium Conference Delegates.....	220
Minors, Chicago, Nativity.....	563	Navy Pay Table.....	256	Orchestral Association.....	646
Mints, U. S. Coinage.....	240	Navy Retired List.....	251	Orders Given Chicagoans.....	614
Mississippi, Vote of.....	435	Navy, Secretaries of.....	143	Oregon Caves Reserve.....	101, 102
Missouri, Vote of.....	436	Navy, United States.....	247	Oregon Plan, The.....	94
Mitchell, E. E., Portrait.....	498	Navy, Vessels of.....	253	Oregon, Vote of.....	446
Modern Woodmen of America.....	293	Nebraska Game Laws.....	469	Organizations, National.....	479
Mohammedan Calendar.....	14	Nebraska, Vote of.....	437	Oriental Society, Am.....	290
Monazite Produced in U. S.....	189	Necrology of 1911.....	398	Orphanages in U. S.....	395
Monetary Commission, National.....	263	Negroes in United States.....	369	Orthopedic Association, Am.....	290

Osteopathic Association, Am.	290	Pioneers, Societies of	614	Press, The Associated	213
Pacing Records	336	Plus Fund Decision	99	Prices, Relative, of Commodities	173
Packers, Proceedings Against	64	Plague in India	308	Prices, Wholesale	171
Packing in Chicago	530	Plague in Manchuria	308	Primaries, Direct	93
Packing Statistics	188	Planetary Conjunctions	26	Primary Law, Illinois	508
Palm Sunday	14	Planets, Facts About	26	Primary Vote for Mayor	461
Palmer Square	568	Planets, Rising and Setting of	24	Principals, School	548
Panama Canal	203	Planets, Situation of	23	Printing Office, Government	220
Panama Canal Fortifications	118	Planets, The	22	Prison Association, Am.	479
Panama Canal Label Cases	66	Planets, Visibility of	26	Prison Commission, Internat'l	479
Panama Canal Zone	120	Pleasant Prairie Explosion	140	Prison Commissioner for U. S.	220
Panama Canal Zeb	215	Platforms, Party	259	Prisoners in U. S.	393
Panama-Pacific Exposition	469	Platinum Produced in U. S.	189	Prisons, Illinois State	501
Panama-Pac. Fair Com'r, Ill.	89	Platt National Park	101	Prisons in United States	395
Panama Railroad	120	Playground Association	479	Probate Court, Cook County	526
Pan-American Union	225	Playground Ass'n of Chicago	571	Probate Judges, Illinois	503
Panics, Theater	252	Playgrounds, Municipal	571	Probation System Law	85
Papers in the United States	213	Plumbers, Examiners of	535	Progress of United States	30
Paraguay	207	Porto Rico	214	Progressive, Repub. League	262
Parcel Post Exchanges	136	Poldinezer, M., Sketch	406	Prohibition, County Committee	270
Pardons, State Board of	501	Points, Highest, in States	272	Prohibition National Committee	266
Park Areas, Summary	571	Points of Interest, Chicago	530	Prohibition Nat'l Convention	497
Park Commission, Illinois	502	Polar Record	210	Prohibition Platform	260
Park Boards	567	Police, Chiefs of, Chicago	529	Prohibition State Chairmen	266
Park Legislation, Illinois	35	Police Department	535	Prohibition State Committee	268
Parks and Boulevards	567	Police Department, Work of	573	Property Value in U. S.	385
Parks Civil Service	83	Police Headquarters	572	Prospecting, Iron	573
Parks, National, in U. S.	101	Political Ass'n in Chicago	616	Protective Associations	698
Parks, Small	570	Political Equality League	616	Public Debt by Years	183
Party Lines in Congress	273	Politics of States	273	Public Debt, Statement of	114
Party Platforms	259	Polio	338	Public Domain	314
Passport Regulations	30	Pool	357	Public Efficiency Committee	536
Patent Office	220	Poor's Railroad Statistics	194	Public Health Ass'n, Am.	290
Patent Office Statistics	111	Population, American Cities	374	Public Library	548
Patents, Applications for	111	Population, Center of	370	Public Service, Superintendent	520
Patriotic Societies	315	Population, County	416 to 456	Public Works, Department of	534
Patterson Park	570	Population, Density of	368	Publicity of Campaign Expenses	69
Paupers	392	Population, Foreign, U. S.	371	Publishers' Association	213
Pavements, Chicago	590	Population, Growth of	368	Publism	346
Pay, Army, Table of	241	Population, Increase, Map	369	Pullman Public Library	549
Paymaster's Bureau	533	Population, Median Lines	370	Pullman Park	570
Pay of Sovereigns	127	Population, Median Point of	371	Punishment, Capital	152
Peace Congress, National	99	Population of Chicago	559	Pulse at Different Ages	112
Peace Endowment, Carnegie	99	Population of Cook County	659	Pyrite Produced in U. S.	139
Peace, Industrial, Foundation	128	Population of Illinois	513	Qualifications for Suffrage	144
Peace Movements, Dates of	99	Population of New Wards	562	Quartz Produced in U. S.	189
Peace, Palace of	99	Population of World	367	Queues Cut Off by Chinese	140
Peace Society, Chicago	100	Population, School, Illinois	497	Quickly Produced in U. S.	189
Peace Society, American	100	Population Statistics	367	Quinn, J. A., Portrait	531
Pearse, C. G., Sketch	406	Population United States	367	Racism, Horse	334
Pearly Made Rear-Admiral	66	Pork, Mess, Prices	608	Racquets	334
Pediatric Society, Am.	290	Pork Packing in Chicago	530	Railroad Accidents	366
Pellagra and Corn	152	Pork Packing Statistics	183	Railroad Commission, Ill. Act	811
Pentecostals in U. S.	395	Porto Rico Population	384	Railroad Conductors, Order	316
Pension Agencies	280	Portugal	204	Railroad Rate Decision	137
Pension Funds, Municipal	83	Possessions of United States	214	Railroad Rate, Oklahoma, Void	234
Pension Funds, Various	84	Postage on Magazines	66	Railroad Rebate Cases	193
Pension Office	220	Postage Rates	135	Railroad Speed	195
Pension Office, Chicago	536	Postal Banks, U. S.	409	Railroad Stations, Chicago	529
Pension Laws	277	Postal Expenses Per Capita	185	Railroad Statistics, Foreign	138
Pension Statistics, U. S.	280	Postal Revenue Per Capita	185	Railroad Statistics, U. S.	194
Pensions, Cost of, Per Capita	184	Postal Savings Bank, Chicago	558	Railroad Strikes, British	479
Pensions, Military, in U. S.	277	Postal Savings Banks, Foreign	179	Railroad Track Elevation	558
Pennsylvania, Canals in	121	Postal Statistics, Chicago	556	Railroad Wrecks	482
Pennsylvania, Vote of	446	Postal Statistics, Foreign	138	Railroads, Electric, in U. S.	196
People's Party Platform	259	Postal Statistics, U. S.	408	Railroads, World's	190
Per Capita Statistics, Gov't	184	Postmasters-General	143	Railway Gardens	570
Perry Centennial Commission	220	Postmasters in Large Cities	409	Railway Street, Chronology	594
Perry Memorial	67	Postmasters of Chicago	558	Railway Terminal Commission	529
Persia	206	Postoffice, Chicago	558	Rainbow Bridge, Resear	101, 102
Petroleum Forest Reserve	101, 102	Potato Crop by States	165	Ready Reference Calendar	21
Petroleum Produced in U. S.	189	Potato Crop by Years	168	Real Estate Board, Chicago	547
Pharmacy, State Board of	501	Potter, F. W., Portrait	498	Real Estate Transfers	553
Philatelic Society, Chicago	550	Power Explosion	140	Rebate, Railroad, Cases	195
Philippine Islands	214	Power Boat Racing	338	Recall, Judicial, Veto	74
Philippine Officials' Terms	66	Precious Stones in U. S.	189	Recall, The	92
Philippine War	122	Preferential Voting	93	Receipts, Cook County	523
Philippines, Army of the	320	Presbyterian Churches	304	Receipts, Government	184
Philological Association, Am.	290	Presbyterian Election	258	Receipts, Gov't, Per Capita	184
Philosophical Society, Am.	290	Presidential Succession	273	Receipts, Illinois	518
Phosphate Produced in U. S.	189	Presidential Vote	275	Reciprocity, Canadian	67
Physical Society, Am.	290	Presidential Vote (1908)	416	Reclamation Service	220
Physician, County	521	Presidents and Cabinets	142	Reclamation Service, Chicago	536
Physicians, American Ass'n of	290	Presidents, Burial Places of	120	Recorders, Illinois	503
Pig Iron Produced	189	Presidents, College	285	Recorder's Office	620
Pinnacles Reserve	101, 102	Presidents' Messages	487	Records, World's Athletic	354
Pioneers, Deaths of	644	Presidents, Salaries of	127	Red Cross Society	479
Pioneers of Chicago	638	Press Association, Illinois	517	Red Men, Improved Order of	298
		Press Humorists, American	479	Reed, James A., Sketch	406

Referendum League.....	616	Santo Domingo.....	208, 482	Sitka Reserve.....	101, 102
Referendum, The.....	92	Saskatchewan Crops.....	156	Skat.....	358
Reform Bureau, International	479	Sault Ste. Marie Canal Traffic	400	Skating, Ice.....	344
Reform, Electoral, Legislative	91	Savings Banks of World.....	173	Skating, Roller.....	349
Reformatory, State.....	531	Sav. Bank Statistics from 1820.	180	Ski Jumping.....	345
Regimental Officers.....	236	Savings Banks of U. S.....	181	Sleepers, Seven.....	158
Register of Treasury.....	217	Savings Banks, Postal, Foreign	179	Small Hoke.....	570
Registrar of Titles.....	520	Savings Banks, U. S. Postal.	409	Smith, Parks, Sketch.....	406
Registration of Voters.....	92	Savings Deposits in Nat'l Banks	181	Smithsonian Institution.....	117
Registration of Voters, Chicago	465	Sayre Park.....	570	Smoke Inspection Dept.....	536
Relative Prices of Commodities.	173	Schoenhofen Place.....	570	Soapstone Produced in U. S.....	189
Religious Education Ass'n.....	307	School Census, Chicago.....	563	Social Science Ass'n, Am.....	230
Religious Societies, Chicago.....	562	School Expenditures Per Capita	487	Social Settlements.....	606
Religious Statistics.....	258	School Population, Illinois.....	195	Social Justice League.....	479
Representatives, Apportion'm't	70	School Statistics, Chicago.....	547	Socialist County Committee.....	267
Representatives, House of.....	237	School Statistics, U. S.....	543	Socialist Labor Committee.....	270
Representatives, Illinois.....	507	Schools of Chicago.....	543	Socialist Labor Platform.....	259
Republican County Committee.....	269	Schools, Supt. County.....	520	Socialist National Committee.....	259
Republican Nat'l Committee.....	265	Schools, Supt. of Illinois.....	505	Socialist Platform.....	259
Republican Nat'l Convention.....	486	Science, Am. Ass'n for Advan't	290	Socialist State Committee.....	285
Republican Platform.....	261	Science, National Academy of	291	Socialist State Secretaries.....	267
Republican Progressive League	262	Science, Political, Academy.....	290	Societies, Fraternal.....	292
Republican State Chairman.....	265	Scott Expedition.....	211	Societies, Learned.....	290
Republican State Committee.....	268	Sculling.....	342	Societies, Learned, Chicago.....	350
Reservations, Bird.....	246	Screeven-Stewart Monument.....	67	Societies, Patriotic.....	515
Resources, Conservation of.....	391	Seamen, Strike of.....	479	Societies, Religious, Chicago.....	562
Retired List, Army.....	237	Seaports, Distances to.....	387	Societies, State, in Chicago.....	573
Retired List, Navy.....	251	Seaports, Principal.....	215	Soil Fertility League.....	479
Revenues, National.....	186	Seas, Average Depth of.....	275	Soldiers' Homes.....	240
Review, Board of.....	520	Seasons, The.....	13	Soldiers' Homes and Liquor.....	89
Revolution in China.....	480	Secret Societies.....	292	Sons of America, Order of.....	294
Revolution in Haiti.....	130	Secretaries of Agriculture.....	143	Sons of American Revolution.....	319
Revolution in Mexico.....	211	Secretaries of Commerce-Labor	143	Sons of the Revolution.....	319
Revolution, Sons of the.....	319	Secretaries of Interior.....	143	Sons of Veterans.....	320
Rhode Island, Vote of.....	447	Secretaries of Navy.....	143	South Africa, Union of.....	202
Rice Crop by States.....	165	Secretaries of Treasury.....	142	South Carolina, Canals in.....	121
Rice, International Trade.....	170	Secretaries of War.....	142	South Carolina, Vote of.....	443
Rice Crop of World.....	163	Senate, Illinois.....	507	South Dakota Game Laws.....	469
Rice Triangle.....	570	Senate, U. S., Members.....	226	South Dakota, Vote of.....	448
Rifle Shooting.....	347	Senatorial Districts, Illinois.....	506	South Parks.....	557
Rivers and Lakes Com'n Act.....	86	Senatorial Election Reform.....	93	Sovereigns, Pay of.....	127
Rivers and Lakes Commission	503	Senators, Compensation of.....	226	Spain.....	205
Rivers, Longest in World.....	272	Senators, U. S., from Illinois.....	516	Spanish-American War.....	122
Roads and Motor Vehicles.....	87	Senses, Seven.....	188	Spanish War Veterans.....	317
Roads, Public, in Illinois.....	610	Sequoia Park.....	101	Speakers of the House.....	274
Rock Creek Park.....	101	Servia.....	205	Speed Records, Railroad.....	195
Rockefeller Fund.....	128	Settlements, Social.....	606	Spindles, Cotton, World's.....	162
Rocky Ledge.....	570	Sevens and Threes.....	188	Spirits Consumed in U. S.....	173
Rolling Mills in U. S.....	192	Sewers, Bureau of.....	534	Sporting Records Begin.....	321
Roman and Arabic Numerals.....	117	Shedd's Park.....	569	Spring Begins.....	13
Roman Catholic Church.....	301	Sheep in the United States.....	166	Staff Corps, General.....	235
Roman Gods and Goddesses.....	126	Sheriffs' Association, Illinois.....	518	Standard Oil Decision.....	33
Roosevelt Peace Foundation.....	128	Sheriffs, Cook County, Vote.....	511	Stars, Number of.....	27
Rogue.....	349	Sheriffs, Illinois.....	505	Stars, Table of Brightest.....	29
Rose, James A., Portrait.....	498	Sheriff's Office, Cook County.....	521	Starved Rock State Park.....	85
Rosin, International Trade.....	170	Sherman Antitrust Law.....	63	State Insane Hospitals, New.....	83
Roumania.....	205	Sherman, James S., Portrait.....	216	State's Attorneys, Illinois.....	505
Rowing.....	340	Sherman, L. Y., Portrait.....	498	State's Attorney's Office.....	521
Royal and Select Masters.....	293	Sherman Park.....	567	State Department.....	517
Royal Arcanum.....	293	Shiloh Park.....	101	State Flowers.....	140
Royal League.....	295	Shipments Produced in U. S.....	193	States in Union.....	127
Royal Ruler, International Trade.....	170	Ship Canals, Great.....	122	State, Michigan.....	140
Running Records.....	335	Ship Disasters, Statistics.....	190	State Secretaries of.....	142
Russia.....	205	Ships, Built in United States	190	State Societies in Chicago.....	578
Russian Calendar.....	14	Ships of United States Navy.....	253	States, Capitals, etc.....	414
Russell Square.....	568	Ships, World's.....	480	States, Facts About.....	415
Russo-Chinese Controversy.....	320	Shipwrecks.....	191	States, Politics of.....	273
Russo-Japanese War.....	122	Shooting.....	347	Stations, Elevated Road.....	553
Rutherford Park.....	570	Short Ballot.....	91	Stations, Police.....	572
Ryerson Library.....	549	Shoshone Cavern Reserve.....	101, 102	Stations, Postal, Chicago.....	556
Rye Crop by States.....	164	Siam.....	206	Stations, Railroad.....	529
Rye Crop by Years.....	167	Sicilian Earthquake.....	414	Statistical Association, Am.....	290
Rye Crop of World.....	162	Sidereal Noon.....	24	Statistician, City.....	535
Sage Foundation.....	126	Signs of the Zodiac.....	24	Statistics, Bureau of.....	219
Sages of Greece, Seven.....	188	Siik, Raw, Production.....	162	Stead, William H., Portrait.....	498
St. Ignatius Col. Library.....	549	Silver Coinage by Nations.....	175	Steamship Companies Sued.....	229
Salaries, City Employes.....	537	Silver Coinage by Years.....	177	Steamships, Great Ocean.....	271
Salaries, Cook County.....	522	Silver Coins of United States.....	187	Steel Corporation Suit.....	137
Salaries of Presidents.....	127	Silver, Bar, Price of.....	176	Steel Corporation, U. S.....	138
Salaries of Teachers, Chicago	546	Silver, Bullion Value.....	173	Steel, Crude, Production.....	176
Saloons in Cities.....	359	Silver, Total Ratio.....	173	Steel Industry.....	192
Saloons, Number, in Chicago.....	520	Silver, Imports and Exports.....	156	Stefanson, Expedition.....	210
Salt Produced in U. S.....	598	Silver Production by Countries.....	175	Stempson Investigation.....	217
Salvador.....	208	Silver Production by States.....	176	Stimson, H. L., Portrait.....	406
Salvation Army.....	307	Silver Production by Years.....	175	Stimson, H. L., Sketch.....	407
San Francisco Earthquake.....	414	Silver Production Per Capita.....	185	Stock and Bond Commission.....	308
San Francisco Exposition.....	469	Silver, Stock of, in U. S.....	176	Stock Exchange, Chicago.....	542
Sanitary District.....	600	Single Tax Club.....	616	Stock Prices in 1911.....	466
Sanitary Inspection Act, Ill.....	87	Sins, Seven Deadly.....	188	Stockyards Fire.....	612

Stolyrin Assassinated.....	213	Tires, Width of, State Law...	87	Valuations, Cook County.....	610
Storm at Charleston, S. C.....	103	Tires, Width of.....	573	Venezuela.....	208
Storms and Floods.....	482	Tobacco Crop by States.....	165	Venezuela Case Decision.....	99
Street Grades, Chicago.....	562	Tobacco Crop by Years.....	168	Vermont, Vote of.....	452
Street Lighting Chicago.....	563	Tobacco Crop of World.....	162	Vernon Park.....	569
Street, Longest, in Chicago.....	529	Tobacco, International Trade.....	169	Vessel Arrivals, etc., Chicago.....	132
Street, Mileage, Chicago.....	529	Tobacco, Prut Decision.....	612	Vessels Built in United States.....	190
Street Railway Acts, Chicago.....	576	Tonnage Chicago District.....	51	Vessel Inspectors, Chicago.....	536
Street Railway Chronology.....	594	Tonnage in Foreign Trade.....	156	Vessels of United States Navy.....	253
Street Railway Franchises.....	559	Tonto Reserve.....	101, 102	Veterans, United Confederate.....	316
Streets, Bureau of.....	533	Torrens Transfers.....	553	Veterinarian, State.....	502
Streets, Famous.....	371	Towns, Population of.....	376	Veto Power of Lords Curbed.....	78
Strikes and Lockouts.....	276	Townsend, C. E., Sketch.....	407	Vetoets, Taft.....	71, 75
Structures, Highest.....	152	Track Elevation.....	553	Vice Commission Report.....	530
Subtreasury, U. S., Chicago.....	536	Track Elevation Department.....	535	Vice-Presidents, United States.....	142
Subway Commission, Chicago.....	620	Tract Society, American.....	307	Vicksburg Commission.....	502
Succession, Presidential.....	273	Trade, Board of, Chicago.....	542	Vicksburg Park.....	101
Suffrage Association, Illinois.....	517	Trade Dollars Coined.....	187	Violence, Deaths from.....	396
Suffrage, Qualifications for.....	144	Trade, Lake, Chicago.....	612	Virginia, Canals in.....	121
Suffrage, Woman, in States.....	145	Trademarks, Registration of.....	111	Virginia, Vote of.....	452
Sugar, International Trade.....	169	Trailmen, Brotherhood of.....	311	Virtues, Seven, Chief.....	188
Sugar Production in U. S.....	167	Trap Shooting.....	349	Visibility on Lakes.....	391
Sugar Production of World.....	163	Travelers, Free List for.....	107	Volt Defined.....	147
Sully Hill Park.....	101	Treasurer, City.....	553	Volunteers of America.....	308
Summer Begins.....	13	Treasurer, County.....	526	Vote, Electoral, by States.....	272
Sun, Facts About.....	26	Treasurers, City, Chicago.....	560	Vote for Mayor.....	476
Sunday Schools in U. S.....	307	Treasurers, County, Illinois.....	560	Vote, Popular, Illinois.....	511
Sunday School, in Am.....	307	Treasurers, State, Vote.....	511	Vote, Presidential.....	275
Surveyors, Engineer, State.....	59	Treasury Department.....	257	Vote, Presidential (1908).....	416
Supervising Engineers.....	523	Treasury, Secretaries of.....	142	Voters, Registration, Chicago.....	465
Superior Court, Cook County.....	536	Tree, Largest in World.....	382	Voters, Registration of.....	92
Superior Court Judges, More.....	85	Triangle Factory Fire.....	483	Voting by Women in States.....	145
Supplies, Department of.....	535	Trimble, H. M., Sketch.....	407	Voting, Preferential.....	93
Supreme Court, Illinois.....	499	Tripoli, War in.....	412	Voting, Requirements for.....	144
Supreme Court, United States.....	291	Trolley Lines from Chicago.....	620	Voyages, Fastest.....	486
Surgical Association, Am.....	290	Troops in United States Wars.....	132	Wages Compared.....	191
Surgical Inst. for Children.....	88	Trotting Records.....	336	Wages, Tables of.....	148
Surgeons, Official, Ass'n.....	290	Trust Decisions, U.S. Sup. Ct. 33.....	51	Walsh, John R., Pardoned.....	403
Surveyor, County.....	521	Trusts, President on.....	487	War Department.....	217
Sutro Tunnel.....	126	Tuberculin Test Act.....	88	War, Naval, Laws of.....	78
Sweden.....	205	Tuberculosis Ass'n, Illinois.....	518	War of 1812, Society of.....	318
Swedenborgian Church.....	306	Tuberculosis, Deaths from.....	397	War, Secretaries of.....	142
Swimming.....	343	Tuberculosis Institute, Chi.....	584	Ward Boundaries.....	561
Switzerland.....	205	Tuberculosis, National Ass'n.....	291	Ward Boundaries, Map.....	560
Symbols of Months.....	210	Tumacacori Reserve.....	101, 102	Wards, Chicago, Number of.....	582
Taal Volcano Eruption.....	137	Tunis.....	207	Wards, Population of New.....	562
Tablets in Chicago.....	589	Tunnel, Loetschberg.....	413	Warehouse Com'n, Ill., Act.....	86
Taft, William H., Portrait.....	75	Tunnels, Great Water.....	128	Wars, Chronology of Recent.....	122
Taft, Vetoes.....	71, 75	Tunnels, Lake.....	626	Wars, Troops in United States.....	125
Talc Produced in U. S.....	189	Tunnels Under River.....	625	Washington Park.....	567
Tariff Commission, U. S.....	117	Tunnels, Water.....	625	Washington Square.....	570
Tariff Legislation Resume.....	117	Turco-Italian War.....	412	Washington, Vote of.....	453
Tariff Rates.....	115	Turkey.....	206	Water, Bureau of.....	533
Tax Commission, Illinois.....	512	Turpentine, Internat'l Trade.....	168	Waterfalls, Famous.....	103
Tax, Corporation, Legal.....	181	Tutulla.....	215	Waterway Bill, Illinois.....	90
Tax Rates, Cook County.....	610	Tyler Monument.....	67	Waterway Plan, Lakes-to-Gulf.....	291
Tax Reform Ass'n, Illinois.....	517	Unemployment, Conference.....	479	Waterways, International.....	220
Taxation in Cities.....	390	Uniform, U.S., to Be Respected.....	66	Waterworks System.....	628
Taxes, Internal Revenue.....	486	Union of South Africa.....	225	Watson, C. W., Sketch.....	407
Taxicab Fares, Legal.....	592	Union, Pan-American.....	202	Watt Defined.....	147
Taxing Bodies in Chicago.....	610	Union Park.....	569	Wealth of United States.....	385
Tea Consumed in U. S.....	193	Union Veteran Legion.....	317	Wealth on Farms.....	166
Tea, International Trade.....	169	Unitarian Church.....	306	Weather Bureau, Chicago.....	536
Teachers' Association, Illinois.....	518	United Christian Convention.....	263	Weather, Chicago.....	536
Teachers, Salaries of.....	546	United Christian Platform.....	259	Weather Forecasts.....	141
Teachers, Societies of.....	624	United Societies, Chicago.....	616	Weather, Hot, in 1911.....	199
Telegraph Stations, Wireless.....	178	United Spanish War Veterans.....	217	Weather Records, U. S.....	359
Telegraph Stations.....	178	United States, Area of.....	200	Wedding Anniversaries.....	274
Telegraphs, World's.....	196	United States Army.....	235	Weights and Measures Def.....	147
Telephone Rates, Chicago.....	624	United States Marshals.....	367	Weights and Measures Def.....	536
Telephone Statistics.....	186	United States, Population.....	267	Weight of Adults & Children.....	112
Tennessee, Canals in.....	121	United States Possessions.....	214	Wells, Gas and Oil.....	52
Tennessee, Vote of.....	449	United States, Progress of.....	30	West Chicago Parks.....	568
Tennis.....	331	United States Steel Corpor'n.....	138	West Point Academy.....	245
Terms of Officials.....	264	United Workmen, Order of.....	294	West Virginia, Canals in.....	121
Territorial Growth of U. S.....	200	Universal Peace Union.....	479	West Virginia, Vote of.....	454
Territories in Union.....	127	Universities, American.....	285	Western Economic Society.....	291
Texas, Canals in.....	121	Universities, German.....	289	Wheat Crop by States.....	164
Texas, Vote of.....	449	University of Chicago Library.....	549	Wheat Crop by Years.....	167
Textile Fibers, Production.....	163	University of Illinois.....	499	Wheat Crop of World.....	160
Theater Flies Since 1811.....	252	University, State, Levy for.....	89	Wheat Harvest Calendar.....	166
Theaters in Chicago.....	616	Urban Population of U. S.....	383	Wheat, International Trade.....	168
Thermometers Compared.....	150	Uruguay.....	208	Wheat Prices, Chicago.....	604
Threes and Sevens.....	138	Use of Municipal Funds.....	89	Wheeler Reserve.....	101, 102
Time, Eras of.....	13	Utah, Vote of.....	451	Whist.....	353
Time, Foreign.....	32	Valparaiso Earthquake.....	414	Wholesale Prices.....	171
Time, State, Map.....	32	Valuation, Cities.....	390	Wicker Park.....	596
Time, Standards of.....	31	Valuation, Illinois.....	621	Wickersham, G. W., Portrait.....	596
Tin Industry in United States.....	192	Valuations, Chicago.....	610	Wilson, James, Portrait.....	216

Wind—Barometer	141	Women, National Council of..	479	World Crop Production.....	161
Wind Cave Park.....	101	Women's Trade Union League	606	World's Cham'ns'hip, Baseball	322
Wines Consumed in U. S.....	178	Women Voters, Council of....	479	Words, Twenty Most Beautiful	100
Winnemac Avenue Park.....	570	Wonders, Seven, of World.....	138	Worated Goods Industry.....	172
Winter Begins.....	13	Wood Pulp, Internat'l Trade..	169	Wrecks, Railroad.....	432
Wire Industry in U. S.....	192	Woodland Park.....	570	Wrecks, Vessel.....	431
Wire Trust, Suits Against....	64	Woodmen, Mod'n, of America	294	Wrestling	345
Wireless Telegraph Stations..	173	Woodmen of the World.....	233	Wyoming Game Laws.....	469
Wisconsin Compensation Law .	97	Wool Consumed Per Capita... 185		Wyoming, Vote of.....	456
Wisconsin Game Laws.....	408	Wool in the United States....	165	Yellowstone Park.....	101
Wisconsin Society of Chicago.	578	Wool, International Trade....	170	Yosemite Park.....	101
Wisconsin Vote of.....	454	Wool Tariff Bill.....	71	Young Men's Christian Ass'n.	307
Woman's Relief Corps.....	434	Wool Tariff Bill Veto.....	72	Young People's Chr. Union...	307
Woman's Suffrage Association	479	Woolen Industry.....	172	Zinc Oxide Produced in U. S.	189
Woman Suffrage in States....	145	Work, Public, and Man. Labor	87	Zinc Produced in U. S.....	189
Women's Clubs, Illinois Fed..	517	Workmen's Comp'n Act, Ill... 79		Zodiac, Signs of the.....	246
Women's Chr. Temp. Union....	479	Workmen's Compensation Acts	96	Zoological Gardens.....	246
Women's Chr. Temp. Un., Ill.	518	Works, J. D., Sketch.....	407	Zoological Park, Washington.	101
Women, Hours of Work of....	82	World, Around, in Forty Days	108	Yachting	339

INDEX TO ADVERTISEMENTS.

American Bonding Co.....	583	Electric Power: Cosmopolitan	619	Marshall-Jackson Co.....	609
Assets Realization Co.....	579	Company	595	Maryland Casualty Co.....	579
American Rotary Valve Co....	643	Elevated Railroads.....	618	McGillen, John.....	583
American Steel & Wire Co....	601	Elevated Railroads, Map of... 618		Merchants Loan & Trust Co.	
Baker, Alfred L., & Co.....	577	Elmes, Charles F., Engineer-	Outside Back Cover	
Ball Park, Comiskey.....	626, 627	ing Works.....	625	Metal, Stereotype, etc.....	585
Bankers and Brokers: Baker		Emrath, Louis.....	621	Metropolitan Elevated.....	619
& Co.....	577	Engineers: J. M. Ewen Co....	593	Millinery: Gage Brothers & Co.	615
Banking: Corn Exchange National		Engineers: Phillips, Getschow		Morrill, Geo. H., Co.....	615
Bank, Inside Back Cover		Company	625Opposite Title Page	
Banking: Greenbaum Sons....	583	EngineeringWorks: C.F. Elmes	625	Nat'l Malleable Castings Co..	639
Banking: Merchants Loan and		Engravers: Marshall-Jackson		National Surety Co.....	629
Trust Co.....Outside Back Cover		Company	609	Northwestern Elevated.....	619
Barnhart Brothers & Spindler.	629	Engravers: S. D. Childs & Co.	647	Northwestern Paper Stock Co.	611
Bartell Bros.....	625	Ewson, Henry Co.....	643	Oak Park Elevated.....	619
Bartlett-Frazier Co.....	641	Ewen, John M., Co.....	593	Offices: City Hall Square Bldg.	587
Becker, A. G., & Co.....	581	Farm Power.....	639	Osics: Bartlett Bros.....	625
Becker, A. G., & Co.....	581	Federal Life, The.....	573	Outdoor Advertising: Thos. C.	
Berningham & Seaman Co....	645	Fencing Wire.....	601	sack Co.....Inside Back Fly Leaf	
Bishop, H. A., Contractor.....	645	Fireworks: Pain Co.....	599	Pain Fireworks Display Co....	599
Bitter Root Valley Irrigation		Furnaces, Doylair.....	605	Paper Stock Co., Northwest'n	611
Company	597	Gage Brothers & Co.....	615	Phillips, Getschow Co.....	625
Blatchford, E. W., & Co.....	585	Gasoline Engines.....	630, 631	Press Controllers.....	613
Boilers, Doylair.....	605	Germ-No-Milk.....	641	Printers: Marshall-Jackson Co.	609
Bookbinding: Regan.....	617	Grain: Bartlett-Frazier Co....	645	Printers: S. D. Childs & Co..	647
Brick: Illinois Brick Co.....	647	Grain Merchants; J. Rosen-		Printers' Rollers.....	591
Bulldozers; J. M. Ewen Co....	593	baum Co.....	617	Printers' Supplies: Barnhart	
Designers and Builders: The		Greenebaum Sons, Banking... 583		Bros. & Spindler.....	623
W. H. Schott Co.....	607	Harrows	634, 635	Printing: Regan Print'g House	617
Burmite for Roofing & Siding		Hoe, R., & Co.....	604	Printing: The Ryan & Hart Co.	614
Castings: Nat'l Malleable....	639	Hydrox Products.....	603	Printing Presses: R. Hoe & Co.	665
Casualty Co., Maryland.....	579	Ice Cream, Hydrox.....	603	Real Estate and Loans: H.	
Cement, Portland.....	575	Illinois Brick Co.....	647	H. Walker & Co.....	579
Chicago & Eastern Illinois.....	589	Illinois Life Insurance Co....	575	Regan Printing House.....	617
Chicago Portland Cement Co..	575Opposite Inside Front Cover		Restaurants, Knab's.....	621
Childs, S. D., & Co.....	647	Inks, Printing, Lithographic:		Rosenbaum, J., Grain Co....	617
Citizens' Construction Co....	639	Geo. H. Morrill & Co.....	573	Russell, Brewster & Co.....	581
City Hall Square Building....	621Opposite Title Page		Ryan, The, & Hart Co.....	615
Coal: Waller Co.....	626, 627	Insurance: Federal Life.....	573	Sam'l Bingham's Son Mfg. Co.	591
Comiskey (Ball) Park.....	626, 627	Insurance: Marsh & McLennan		Schott, The W. H., Co.....	607
Commercial Paper: A. G.....	581Inside Front Cover		Separators for Farms.....	632, 633
Construction Co., Citizens'...	639	Insurance: U. S. Annuity &		South Side Elevated.....	619
Consumers' Company.....	603	Life	577	Stationers: Marshall-Jackson	
Contractor, General: H. A.		Internat'l Harvester Co., 630, 637		Company	609
Bishop.....	645	Investments: Russell, Brew-		Stationers: S. D. Childs & Co.	617
Contractor: H. A. Bishop.....	645	ster & Co.....	581	Stoves, Doylair.....	605
Corn Exchange National Bank.		Jenny Electric Motors.....	643	Surety Co., National.....	629
.....Inside Back Cover		Joyce & Co.....	629	Transferring: Arthur Dixon Co.	629
Cosmopolitan Electric Co....	595	Keeley Institute.....	622	United States Annuity & Life	
Cusack, Thos., Co.....	587	Knab's Restaurants.....	621	Insurance Co.....	577
.....Inside Back Fly Leaf		Kohler System.....	613	Vacuum Cleaners.....	643
Cutler-Hammer Mfg. Co.....	613	Lands; Bitter Root Valley Co.	597	Walker, H. H., & Co.....	579
Designers and Builders: The		Life Insurance: Illinois Life		Waller Coal Co.....	621
W. H. Schott Co.....	607Opposite Inside Front Cover		Wanzer, Sidney, & Sons.....	641
Disk Harrow.....	634, 635	Machinist: Louis Emrath....	621	White Sox Ball Park.....	626, 627
Dixon, Arthur, Transfer Co..	629	Manure Spreaders.....	636, 637	Wire Fence.....	601
Doylair Boilers, Furnaces....	605	Marsh & McLennan.....			
Drink Cure: Keeley Institute.	622Inside Front Cover			

CHICAGO DAILY NEWS

ALMANAC AND YEAR-BOOK

1912.

Astronomical calculations prepared by Berlin H. Wright, De Land, Fla., and expressed in mean local time unless otherwise indicated.

THE SEASONS AND SUN'S APPARENT PATH THROUGH THE ZODIAC.

Sun enters.		Central standard time.			D. H. M.		
Sign.	Constellation.	D.	H.	M.			
♏	♏ December	22	4	45 p. m., 1911.....	Winter begins and lasts 89 0 44 south of equator		
♐	♐ January	21	3	29 a. m., 1912			
♑	♑ February	19	5	56 p. m., 1912.....	Spring begins and lasts 92 19 48 north of equator		
♒	♒ March	20	5	29 p. m., 1912.....			
♓	♓ April	20	5	14 a. m., 1912			
♈	♈ May	21	4	57 a. m., 1912			
♉	♉ June	21	1	17 p. m., 1912.....	Summer begins and lasts 93 14 51 north of equator.		
♊	♊ July	23	0	14 a. m., 1912			
♋	♋ August	23	7	2 a. m., 1912			
♌	♌ September	23	4	8 a. m., 1912.....	Autumn begins and lasts 89 18 37 south of equator		
♍	♍ October	23	0	50 p. m., 1912			
♎	♎ November	22	9	48 a. m., 1912			
♏	♏ December	21	10	45 p. m., 1912.....	Winter begins. Tropical year 355 5 0		
		D.	H.	M.	D.	H.	M.
		89	0	44	92	19	48
		89	18	37	93	14	51
		178	19	21 south of equator.	186	10	39 north of equator.
					178	19	21
					7	15	13 longer north of the equator than

south of it, owing to the slower motion of the earth (sun's apparent motion) when at and near aphellon or farthest from the sun.

ERAS OF TIME.

The Gregorian year 1912 corresponds to the following eras:

- The latter part of the 136th and the beginning of the 137th year of the independence of the United States of America.
- The year 1330 of the Mohammedan era, beginning Dec. 22, 1911; the year 1331 begins Dec. 11, 1912.
- The year A. M. 8021 of the Greek church, beginning Jan. 14.
- The year 4609 (nearly) of the Chinese era, beginning Feb. 18.
- The year 5672-73 (nearly) of the Jewish era; year 5673 begins at sunset Sept. 11.
- The year 2572 of the Japanese era, beginning Feb. 18.
- The year 6625 of the Julian period.
- The year 7420-21 of the Byzantine era, beginning Sept. 1.
- The first day of January is the 2,419,403d day since the beginning of the Julian period.

CHRONOLOGICAL CYCLES.

Dominical letters.....G. F.	Solar cycle.....	17	Dionysian period.....	241
Epact (moon's age Jan. 1).... 11	Roman Indiction.....	10	Jewish lunar cycle.....	10
Lunar cycle (golden number).. 13				

EXPLANATORY NOTE—The Dominical letter or letters (two for leap year), or Sunday letters, indicate the day of the year on which the first Sunday occurs, the first seven letters of the alphabet being used. Thus, for 1910, the Dominical letter is B, the second letter of the alphabet, and hence the second day of the year will be the first Sunday of the year. In leap years two letters are used, the first being for January and February, and the latter, being the preceding letter, answers for the last ten months, in order to maintain the cycle. The rule for obtaining the Dominical letter for any year is somewhat complicated and for that reason is omitted here. The Golden Number is that number of a cycle of nineteen years which shows how many years have elapsed since the new moon fell on Jan. 1, for in nearly nineteen years the solar and lunar years nearly come together. The chief use of this cycle is in fixing the date of Easter, and in this same connection is used the Epact. The Solar Cycle is the number of years that have elapsed since the days of the week fell on the same days of the year, or when there will, therefore, be a recur-

rence of the Dominical or Sunday Letter. This would be the case every seven years but for leap year, hence four times seven is the cycle, or twenty-eight years. It is the remainder found by adding nine to the year and dividing the sum by twenty-eight. The Roman Indiction is a cycle of fifteen years and is of no utility except to chronologers. It is the remainder found by adding three to the year and dividing by fifteen. The Julian Period is a cycle of 7,980 years and is the product of the three cycles. Golden Number (19), Solar Cycle (28) and Roman Indiction (15), and hence shows the time when these cycles will coincide, or begin at the same time. The first of this cycle will be completed in the year 2267; it is the year + 4713. The Dionysian Period is a cycle of 532 years and is called the great Paschal cycle, being the product of a completed solar and lunar cycle (28×19). It is the remainder found by adding 457 to the year and dividing by 532, and with the Julian Period is chiefly used by chronologers. The Jewish Lunar Cycle is always three less than the Golden Number and is used by the Jews in fixing the time of their festivals.

JEWISH OR HEBREW CALENDAR YEAR 5672-73 A. M.

The year 5672 is the 10th of the 299th cycle of 19 years.

Year.	MONTH			Fast or festival.	Gregorian date.
	Number.	Name.	Day.		
5672.	5.	Sh'vat.	1.	Rosh-Chodesh.	Saturday, January 20, 1912
5672.	6.	Adar.	1.	Rosh-Chodesh.	Sunday-Monday, February 18-19, 1912
5672.	6.	Adar.	13.	Fast of Esther.	Saturday, March 2, 1912
5672.	6.	Adar.	14 and 15.	Purim.	Sunday-Monday, March 3-4, 1912
5672.	7.	Nissan.	1.	Rosh-Chodesh.	Tuesday, March 19, 1912
5672.	7.	Nissan.	15.	First day of Passover.	Tuesday, April 2, 1912
5672.	8.	Iyar.	1.	Rosh-Chodesh.	Wednesday-Thursday, April 17-18, 1912
5672.	8.	Iyar.	18.	Lag B'Omer (35d day of Omer).	Sunday, May 5, 1912
5672.	9.	Sivan.	1.	Rosh-Chodesh.	Friday, May 17, 1912
5672.	9.	Sivan.	6.	First day of Pentecost.	Wednesday, May 22, 1912
5672.	10.	Tammuz.	1.	Rosh-Chodesh.	Saturday-Sunday, June 15-16, 1912
5672.	10.	Tammuz.	17.	Fast of Tammuz.	Tuesday, July 2, 1912
5672.	11.	Av or Ab.	1.	Rosh-Chodesh.	Monday, July 15, 1912
5672.	11.	Av or Ab.	9.	Fast of Av.	Tuesday, July 23, 1912
5672.	12.	Elul.	1.	Rosh-Chodesh.	Tuesday-Wednesday, August 13-14, 1912
5673.	1.	Tishri.	1.	1st day of New Year.	Thursday, September 12, 1912
5673.	1.	Tishri.	3.	Fast of Gedaliah.	Saturday, September 14, 1912
5673.	1.	Tishri.	10.	Yom Kippoor.	Saturday, September 21, 1912
5673.	1.	Tishri.	15.	First Day of Tabernacles.	Thursday, September 26, 1912
5673.	1.	Tishri.	21.	Hoshannah-Rabbah.	Wednesday, October 2, 1912
5673.	1.	Tishri.	22.	Sh'mini-Atseres.	Thursday, October 3, 1912
5673.	1.	Tishri.	23.	Simchas-Torah.	Friday, October 4, 1912
5673.	2.	Cheevan.	1.	Rosh-Chodesh.	Friday-Saturday, October 11-12, 1912
5673.	3.	Kislev.	1.	Rosh-Chodesh.	Sunday-Monday, November 10-11, 1912
5673.	3.	Kislev.	25.	First day of Chanukah.	Thursday, December 5, 1912
5673.	4.	Tebet.	1.	Rosh-Chodesh.	Tuesday-Wednesday, December 10-11, 1912
5673.	4.	Tebet.	10.	Fast of Tebet.	Friday, December 20, 1912
5673.	5.	Sh'vat.	1.	Rosh-Chodesh.	Thursday, January 3, 1913

*Observed previous Thursday. †Observed the following day.

GREEK CHURCH AND RUSSIAN CALENDAR--A. D. 1912. A. M. 8021.

New style.	Old style.	HOLY DAYS.	New style.	Old style.	HOLY DAYS.
Jan. 14	Jan. 1	Circumcision.	July 12	June 29	Peter and Paul, Chief Apostles.
Jan. 19	Jan. 6	Theophany (Epiphany).	Aug. 11	Aug. 1	First Day of Theotokos.
Feb. 4	Jan. 22	Septuagesima Sunday.	Aug. 19	Aug. 6	Transfiguration.
Feb. 11	Jan. 29	Carnival Sunday.	Aug. 28	Aug. 15	Repose of Theotokos.
Feb. 15	Feb. 2	Illyopante (Purification).	Sept. 1	Aug. 30	St. Alexander Nevsky.*
Feb. 25	Feb. 12	First Sunday in Lent.	Sept. 21	Sept. 8	Nativity of Theotokos.
Feb. 31	Feb. 18	Palm Sunday.	Sept. 27	Sept. 14	Exaltation of the Cross.
April 5	Feb. 23	Great (Good) Friday.	Oct. 14	Oct. 1	Patronage of Theotokos.
April 7	Feb. 25	Holy Pasch (Easter).	Nov. 23	Nov. 15	First Day of Nativity.
May 6	Apr. 23	St. George.	Dec. 4	Nov. 21	Entrance of Theotokos.
May 16	May 3	Ascension.	Dec. 21	Dec. 8	Conception of Theotokos.
May 22	May 9	St. Nicholas.	1913.		
May 26	May 13	Pentecost.	Jan. 7	Dec. 25	Nativity (Christmas).
May 27	May 14	Coronation of Emperor.*			

*Observed only in Russia.

CHINESE CALENDAR YEAR 4609.

1st month begins.....Feb. 18, 1912	5th month begins.....June 15	9th month begins.....October 10
2d month begins.....March 19	6th month begins.....July 14	10th month begins.....November 9
3d month begins.....April 17	7th month begins.....August 13	11th month begins.....December 9
4th month begins.....May 17	8th month begins.....September 11	12th month begins.....Jan. 7, 1913

The year 4609 is the 49th of the 76th cycle of 60 years.

MOHAMMEDAN CALENDAR--YEAR 1330-31.

Year. No.	MONTH	Name.	Begins.	Lasts	Year. No.	MONTH	Name.	Begins.	Lasts
1330.	1.	Muharrem.	Dec. 22, 1911.	30	1330.	8.	Sheban.	July 16.	25
1330.	2.	Saphar.	January 21, 1912.	29	1330.	9.	Ramadani.	August 14.	30
1330.	3.	Rabia I.	February 19.	30	1330.	10.	Schawal.	September 13.	29
1330.	4.	Rabia II.	March 20.	29	1330.	11.	Dulkaeda.	October 12.	30
1330.	5.	Jomhad I.	April 18.	30	1330.	12.	Dulheggia.	November 11.	30
1330.	6.	Jomhad II.	May 18.	29	1331.	1.	Muharrem.	December 11.	30
1330.	7.	Rajeb.	June 16.	30	1331.	2.	Saphar.	January 10, 1913.	29

The year 1330 is the 10th in the 45th cycle of 30 years.

EASTER SUNDAY DATES.

1907March 31	1909April 11	1911April 16	1913March 23	1915April 4
1908April 19	1910March 27	1912April 7	1914April 13	1916April 23

The time of the celebration of the principal church days which depend upon Easter is as follows:

Days.	Before Easter.	Days.	After Easter.
Septuagesima Sunday.....	9 weeks	Rogation Sunday.....	5 weeks
First Sunday in Lent.....	6 weeks	Ascension Day (Holy Thursday).....	40 days
Ash Wednesday (beginning of Lent).....	48 days	Pentecost (Whitsunday).....	7 weeks
Palm Sunday.....	8 days	Trinity Sunday.....	8 weeks

☾ Full Moon, 4th. 1st MONTH. **JANUARY, 1912.** 31 DAYS. ☽ New Moon, 19th. Last Quar., 11th. ☾ First Quar., 27th.

DAY OF YEAR.	DAYS IN YEAR.	DAY OF MONTH.	DAY OF WEEK.	MOON'S PLACE.	SUN AT NOON.			MOON IN MERIDIAN.	Chicago, Iowa, Neb., N. Y., Pa., S. Wis., S. Mich., N. Ill., Ind., O.			St. Louis, S. Ill., Va., Ky., Mo., Kas., Col., Cal., Ind., Ohio.			St. Paul, N. E. Wis. and Mich., N. E. New York, Minn., Ore.		
					Con.D.	H. M.	S.		H. M.	Sun rises.	Sun sets.	Moon sets and rises.	H. M.	Sun rises.	Sun sets.	Moon sets and rises.	H. M.
1	366	1	Monday	Con.D.	4	12	3	H. M.	H. M.	H. M.	H. M.	H. M.	H. M.	H. M.	H. M.	H. M.	H. M.
2	365	2	Tuesday	4	12	3	19	9 33	7 28	4 39	4 11	7 16	4 51	4 13	7 39	4 29	4 21
3	364	3	Wednesday	4	12	4	16	10 37	7 28	4 40	5 31	7 16	4 53	5 13	7 39	4 30	5 44
4	363	4	Thursday	4	12	4	16	11 45	7 28	4 40	6 46	7 16	4 53	6 32	7 38	4 31	7 1
5	362	5	Friday	5	12	5	11	12 44	7 28	4 43	risers	7 16	4 53	risers	7 38	4 32	risers
6	361	6	Saturday	5	12	5	11	53	7 28	4 44	6	7 16	4 54	6 19	7 38	4 33	5 55
7	360	7	SUNDAY	5	12	6	4	1 57	7 28	4 45	7 27	7 16	4 55	7 35	7 38	4 34	7 18
8	359	8	Monday	5	12	6	4	2 55	7 27	4 46	8 45	7 16	4 56	8 51	7 38	4 35	8 40
9	358	9	Tuesday	5	12	6	30	3 47	7 27	4 47	9 59	7 16	4 57	10 1	7 37	4 36	9 56
10	357	10	Wednesday	5	12	6	56	4 35	7 27	4 48	11 8	7 16	4 58	11 8	7 37	4 37	11 8
11	356	11	Thursday	5	12	7	21	5 20	7 27	4 49	12 8	7 16	4 59	morn	7 37	4 38	morn
12	355	12	Friday	5	12	7	45	6 4	7 27	4 49	16	7 16	5 2	13	7 37	4 39	18
13	354	13	Saturday	5	12	8	33	7 33	7 26	4 50	1 22	7 15	5 2	17	7 36	4 40	1 27
14	353	14	SUNDAY	5	12	8	33	8 48	7 26	4 51	2 33	7 15	5 3	20	7 34	4 41	2 36
15	352	15	Monday	5	12	8	58	9 19	7 26	4 52	3 35	7 15	5 3	23	7 34	4 42	3 45
16	351	16	Tuesday	5	12	9	19	9 8	7 26	4 54	4 38	7 15	5 5	26	7 33	4 44	4 51
17	350	17	Wednesday	5	12	9	39	9 58	7 25	4 55	5 40	7 14	5 6	29	7 35	4 46	5 54
18	349	18	Thursday	5	12	10	20	10 49	7 25	4 56	6 35	7 14	5 7	32	7 34	4 47	6 50
19	348	19	Friday	5	12	10	39	11 40	7 24	4 58	7 22	7 13	5 8	35	7 34	4 48	7 56
20	347	20	Saturday	5	12	11	08	12 30	7 23	4 59	sets	7 13	5 9	sets	7 33	4 49	sets
21	346	21	SUNDAY	5	12	11	58	1 17	7 22	5 0	6 10	7 12	5 10	6 19	7 32	4 50	6 0
22	345	22	Monday	5	12	11	58	2 2	7 22	5 0	7 14	7 12	5 12	7 21	7 31	4 52	7 7
23	344	23	Tuesday	5	12	11	33	3 25	7 21	5 1	8 19	7 11	5 13	8 23	7 30	4 54	8 14
24	343	24	Wednesday	5	12	11	49	4 28	7 20	5 1	9 23	7 10	5 14	9 25	7 29	4 55	9 21
25	342	25	Thursday	5	12	12	8	5 30	7 19	5 1	10 26	7 10	5 15	10 27	7 28	4 56	10 28
26	341	26	Friday	5	12	12	20	6 34	7 19	5 1	11 31	7 10	5 16	11 28	7 27	4 57	11 34
27	340	27	Saturday	5	12	12	47	7 38	7 18	5 1	12 40	7 9	5 16	morn	7 26	4 58	morn
28	339	28	SUNDAY	5	12	12	59	8 41	7 17	5 1	1 52	7 8	5 17	1 34	7 25	5 1	2 1
29	338	29	Monday	5	12	13	11	9 44	7 16	5 1	3 4	7 8	5 19	2 53	7 24	5 3	3 16
30	337	30	Tuesday	5	12	13	21	10 47	7 15	5 1	4 22	7 7	5 20	4 8	7 23	5 5	4 36
31	336	31	Wednesday	5	12	13	31	11 50	7 15	5 1	5 33	7 6	5 21	5 18	7 22	5 6	5 48

☾ Full Moon, 2d. 2d MONTH. **FEBRUARY, 1912.** 29 DAYS. ☽ New Moon, 17th. Last Quar., 9th. ☾ First Quar., 25th.

DAY OF YEAR.	DAYS IN YEAR.	DAY OF MONTH.	DAY OF WEEK.	MOON'S PLACE.	SUN AT NOON.			MOON IN MERIDIAN.	Chicago, Iowa, Neb., N. Y., Pa., S. Wis., S. Mich., N. Ill., Ind., O.			St. Louis, S. Ill., Va., Ky., Mo., Kas., Col., Cal., Ind., Ohio.			St. Paul, N. E. Wis. and Mich., N. E. New York, Minn., Ore.		
					Con.D.	H. M.	S.		H. M.	Sun rises.	Sun sets.	Moon sets and rises.	H. M.	Sun rises.	Sun sets.	Moon sets and rises.	H. M.
32	335	1	Thursday	Con.D.	28	12	13	H. M.	H. M.	H. M.	H. M.	H. M.	H. M.	H. M.	H. M.	H. M.	H. M.
33	334	2	Friday	28	12	13	40	11 34	7 14	5 13	6 34	7 5	5 22	6 21	7 21	5 7	6 49
34	333	3	Saturday	28	12	13	48	morn	7 12	5 14	risers	7 4	5 23	risers	7 20	5 8	risers
35	332	4	SUNDAY	28	12	14	2	35	7 11	5 15	6 17	7 3	5 23	6 24	7 19	5 10	6 9
36	331	5	Monday	28	12	14	2	1 32	7 10	5 17	7 34	7 2	5 26	7 38	7 17	5 11	7 30
37	330	6	Tuesday	28	12	14	8	2 23	7 9	5 19	8 39	7 1	5 27	8 40	7 16	5 12	8 38
38	329	7	Wednesday	28	11	14	13	3 11	7 8	5 20	9 59	7 0	5 28	9 58	7 15	5 14	10 1
39	328	8	Thursday	28	11	14	17	4 0	7 6	5 21	11 8	6 59	5 29	11 4	7 13	5 15	11 12
40	327	9	Friday	28	11	14	23	4 52	7 5	5 22	morn	7 16	5 30	morn	7 12	5 16	morn
41	326	10	Saturday	28	11	14	23	5 28	7 4	5 24	16	6 57	5 32	16	7 10	5 18	16
42	325	11	SUNDAY	28	11	14	26	6 14	7 3	5 25	1 23	6 56	5 33	1 14	7 9	5 20	1 33
43	324	12	Monday	28	11	14	28	7 3	7 2	5 26	2 30	6 55	5 34	2 18	7 7	5 22	2 42
44	323	13	Tuesday	28	11	14	25	8 44	7 0	5 28	4 30	6 53	5 36	4 15	7 4	5 24	4 45
45	322	14	Wednesday	28	11	14	24	9 35	6 59	5 30	5 19	6 51	5 38	5 5	7 3	5 26	5 34
46	321	15	Thursday	28	11	14	22	10 25	6 58	5 32	6 2	6 50	5 39	5 49	7 2	5 27	6 16
47	320	16	Friday	28	11	14	20	11 14	6 56	5 33	6 36	6 49	5 40	6 26	7 1	5 29	6 48
48	319	17	Saturday	28	11	14	16	12 00	6 54	5 34	7 4	6 48	5 42	7 1	6 55	6 59	7 31
49	318	18	SUNDAY	28	11	14	12	12 43	6 52	5 36	sets	6 46	5 44	sets	6 57	7 0	sets
50	317	19	Monday	28	11	14	12	1 26	6 50	5 38	7 15	6 44	5 45	7 17	6 54	7 12	7 34
51	316	20	Tuesday	28	11	14	2	2 8	6 49	5 39	8 20	6 44	5 46	8 20	6 54	5 35	8 20
52	315	21	Wednesday	28	11	13	55	3 50	6 47	5 40	9 25	6 43	5 45	9 22	6 52	5 36	9 27
53	314	22	Thursday	28	11	13	49	3 34	6 46	5 41	10 33	6 41	5 47	10 27	6 50	5 38	10 38
54	313	23	Friday	28	11	13	41	4 20	6 45	5 43	11 42	6 40	5 48	11 34	6 48	5 39	11 50
55	312	24	Saturday	28	11	13	33	5 11	6 44	5 44	morn	6 39	5 49	morn	6 47	5 40	morn
56	311	25	SUNDAY	28	11	13	24	6 7	6 43	5 45	5 5	6 38	5 50	4 5	6 46	5 42	1 6
57	310	26	Monday	28	11	13	14	7 7	6 41	5 46	2 8	6 36	5 51	1 55	6 44	5 43	2 22
58	309	27	Tuesday	28	11	13	4	8 11	6 39	5 47	3 19	6 35	5 51	3 4	6 43	5 45	3 34
59	308	28	Wednesday	28	11	13	6	9 15	6 38	5 48	4 23	6 34	5 52	4 8	6 41	5 46	4 28
60	307	29	Thursday	28	11	13	43	10 17	6 37	5 49	5 15	6 33	5 53	5 2	6 40	5 47	5 28

For far western points within any of the above zones of latitude add 2 min. for each h. ur of longitude to the moon's rising, setting and southing.

For far eastern points subtract 2 min. for each hour of longitude from moon's rising, setting and southing.

☾ Full Moon, 8d.
☾ Last Quar., 10th.

3d MONTH.

MARCH, 1912.

31 DAYS.

☽ New Moon, 18th.
☽ First Quar., 25th.

DAY OF YEAR.	DAYS IN YEAR.	DAY OF MONTH	DAY OF WEEK.	MOON'S PLACE	SUN AT NOON MARK.	MOON IN MERIDIAN.	Chicago, Iowa, Neb., N. Y., Pa., S. Wis., S. Mich., N. Ill., Ind., O.			St. Louis, S. Ill., Va., Ky., Mo., Kas., Col., Cal., Ind., Ohio.			St. Paul, N. E. Ws. and Mich., N. E. New York, Minn., Ore.		
							Sun rises.	Sun sets.	Moon sets and rises.	Sun rises.	Sun sets.	Moon sets and rises.	Sun rises.	Sun sets.	Moon sets and rises.
61	306	1	Friday	♌ 21	12 12 31	11 15	6 36	5 50	5 59	6 32	5 54	5 48	6 39	5 49	6 7
62	305	2	Saturday	♌ 6	12 12 19	11 15	6 35	5 51	5 59	6 31	5 55	5 48	6 38	5 49	6 7
63	304	3	SUNDAY	♌ 21	12 12 6	8	6 34	5 53	6 22	6 30	5 56	6 24	6 36	5 50	6 19
64	303	4	Monday	♌ 15	12 11 39	11 15	6 32	5 54	7 34	6 28	5 57	7 33	6 34	5 52	7 34
65	302	5	Tuesday	♌ 19	12 11 25	11 15	6 32	5 54	8 47	6 26	5 58	8 45	6 32	5 53	8 50
66	301	6	Wednesday	♌ 15	12 11 11	11 15	6 32	5 54	9 57	6 26	5 58	10 58	6 32	5 58	11 16
67	300	7	Thursday	♌ 28	12 10 56	4 6	6 24	5 59	morn	6 21	6 1	11 55	6 27	5 57	morn
68	299	8	Friday	♌ 10	12 10 41	4 5	6 22	6 6	6	6 19	6 2	11 05	6 25	5 58	17
69	298	9	SUNDAY	♌ 22	12 10 25	5 45	6 20	6 3	1 22	6 18	6 3	1 9	6 23	6 0	1 36
70	297	10	Monday	♌ 4	12 10 9	9	6 18	6 6	3 37	6 17	6 4	2 8	6 21	6 2	3 30
71	296	11	Tuesday	♌ 16	12 9 54	7 28	6 17	6 6	3 15	6 16	6 5	3 1	6 19	6 3	3 30
72	295	12	Wednesday	♌ 28	12 9 37	8 19	6 15	6 6	4 4	6 14	6 6	3 47	6 17	6 4	4 15
73	294	13	Thursday	♌ 10	12 9 29	9 9	6 13	6 7	4 37	6 13	6 7	4 25	6 15	6 5	4 48
74	293	14	Friday	♌ 22	12 9 14	10 55	6 11	6 8	5 7	6 12	6 8	4 57	6 13	6 6	5 18
75	292	15	Saturday	♌ 4	12 8 58	12 46	6 10	6 9	5 52	6 10	6 8	5 23	6 11	6 7	5 57
76	291	16	SUNDAY	♌ 16	12 8 42	11 23	6 8	6 9	6 10	6 8	6 9	5 23	6 9	6 8	6 10
77	290	17	Monday	♌ 29	12 8 29	11 23	6 7	6 10	sets	6 6	6 10	sets	6 7	6 9	sets
78	289	18	Tuesday	♌ 11	12 7 54	4 8	6 6	6 11	7 15	6 4	6 11	7 13	6 5	6 10	7 17
79	288	19	Wednesday	♌ 25	12 7 36	1 31	6 4	6 12	8 22	6 3	6 12	8 17	6 3	6 11	9 26
80	287	20	Thursday	♌ 8	12 7 18	2 18	6 2	6 13	9 33	6 2	6 13	9 26	6 1	6 13	9 41
81	286	21	Friday	♌ 22	12 7 0	3 8	6 0	6 14	10 45	6 1	6 14	10 35	6 0	6 15	10 55
82	285	22	Saturday	♌ 5	12 6 42	4 2	5 58	6 15	12 0	6 0	6 15	11 47	5 58	6 16	morn
83	284	23	SUNDAY	♌ 19	12 6 23	5 4	5 56	6 16	morn	5 59	6 16	morn	5 56	6 17	13
84	283	24	Monday	♌ 3	12 6 6	6 3	5 54	6 17	1 12	5 57	6 17	1 58	5 54	6 20	1 27
85	282	25	Tuesday	♌ 13	12 5 47	7 6	5 53	6 19	2 16	5 55	6 18	2 52	5 52	6 20	2 31
86	281	26	Wednesday	♌ 27	12 5 28	8 10	5 52	6 20	3 26	5 52	6 20	3 58	5 50	6 21	3 26
87	280	27	Thursday	♌ 10	12 5 10	9 4	5 51	6 20	4 38	5 49	6 20	4 38	5 48	6 22	4 38
88	279	28	Friday	♌ 21	12 4 51	9 9	5 50	6 22	4 31	5 49	6 21	4 22	5 46	6 24	4 4
89	278	29	Saturday	♌ 5	12 4 33	10 47	5 48	6 24	4 59	5 48	6 22	4 53	5 44	6 26	5 4
90	277	30	SUNDAY	♌ 15	12 4 15	11 35	5 46	6 25	5 22	5 46	6 23	5 20	5 43	6 27	5 25

☾ Full Moon, 1st.
☾ Last Quar., 9th.

4th MONTH.

APRIL, 1912.

30 DAYS.

☽ New Moon, 17th.
☽ First Quar., 24th.

DAY OF YEAR.	DAYS IN YEAR.	DAY OF MONTH	DAY OF WEEK.	MOON'S PLACE	SUN AT NOON MARK.	MOON IN MERIDIAN.	Chicago, Iowa, Neb., N. Y., Pa., S. Wis., S. Mich., N. Ill., Ind., O.			St. Louis, S. Ill., Va., Ky., Mo., Kas., Col., Cal., Ind., Ohio.			St. Paul, N. E. Ws. and Mich., N. E. New York, Minn., Ore.		
							Sun rises.	Sun sets.	Moon rises and sets.	Sun rises.	Sun sets.	Moon rises and sets.	Sun rises.	Sun sets.	Moon rises and sets.
92	275	1	Monday	♌ 13	12 3 57	morn	5 44	6 28	8 15	5 45	6 24	8 15	5 42	6 28	8 15
93	274	2	Tuesday	♌ 27	12 3 39	21	5 43	6 27	7 34	5 43	6 25	7 30	5 40	6 29	7 39
94	273	3	Wednesday	♌ 10	12 3 21	1 8	5 41	6 26	8 46	5 42	6 26	8 39	5 38	6 30	8 56
95	272	4	Thursday	♌ 23	12 3 3	1 55	5 39	6 29	9 57	5 40	6 26	9 47	5 36	6 31	10 7
96	271	5	Friday	♌ 5	12 2 45	2 44	5 37	6 30	11 5	5 39	6 27	10 53	5 34	6 32	11 18
97	270	6	Saturday	♌ 18	12 2 28	3 35	5 35	6 31	morn	5 37	6 28	11 65	5 32	6 34	morn
98	269	7	SUNDAY	♌ 30	12 2 10	4 27	5 33	6 32	9 9	5 36	6 29	morn	5 30	6 35	1 24
99	268	8	Monday	♌ 12	12 1 53	5 19	5 32	6 33	1 55	5 34	6 30	1 43	5 28	6 36	2 10
100	267	9	Tuesday	♌ 24	12 1 33	6 11	5 29	6 34	3 54	5 33	6 31	3 23	5 26	6 37	2 50
101	266	10	Wednesday	♌ 6	12 1 14	7 1	5 27	6 35	2 36	5 31	6 32	2 23	5 24	6 39	2 50
102	265	11	Thursday	♌ 18	12 1 4	7 48	5 26	6 36	3 7	5 29	6 33	2 56	5 23	6 40	3 18
103	264	12	Friday	♌ 30	12 0 48	8 33	5 24	6 37	3 34	5 28	6 34	3 25	5 21	6 41	3 43
104	263	13	Saturday	♌ 12	12 0 33	9 17	5 23	6 38	3 57	5 26	6 35	3 51	5 19	6 42	4 3
105	262	14	SUNDAY	♌ 25	12 0 17	9 59	5 21	6 39	4 16	5 24	6 36	4 12	5 18	6 43	4 19
106	261	15	Monday	♌ 7	12 0 3	10 42	5 20	6 40	4 37	5 23	6 36	4 36	5 17	6 45	4 38
107	260	16	Tuesday	♌ 21	11 59 48	11 26	5 19	6 42	4 56	5 22	6 37	4 58	5 15	6 46	4 54
108	259	17	Wednesday	♌ 4	11 59 34	ev. 12	5 17	6 43	sets	5 21	6 38	sets	5 13	6 47	sets
109	258	18	Thursday	♌ 18	11 59 7	1 51	5 16	6 44	8 31	5 19	6 39	8 22	5 11	6 48	8 40
110	257	19	Friday	♌ 28	11 59 7	2 54	5 14	6 45	9 46	5 18	6 40	9 35	5 9	6 49	9 58
111	256	20	Saturday	♌ 10	11 58 54	2 54	5 12	6 46	11 0	5 17	6 41	10 47	5 7	6 51	11 15
112	255	21	SUNDAY	♌ 30	11 58 41	3 56	5 10	6 47	morn	5 16	6 42	11 54	5 4	6 53	morn
113	254	22	Monday	♌ 14	11 58 29	4 59	5 9	6 48	1 9	5 15	6 42	morn	5 2	6 54	24
114	253	23	Tuesday	♌ 29	11 58 18	6 1	5 7	6 49	1 7	5 14	6 43	5 3	5 0	6 56	1 20
115	252	24	Wednesday	♌ 13	11 58 6	6 59	5 5	6 50	1 56	5 13	6 44	1 44	4 59	6 57	2 8
116	251	25	Thursday	♌ 27	11 57 56	7 52	5 4	6 52	2 34	5 11	6 45	2 24	4 58	6 58	2 44
117	250	26	Friday	♌ 11	11 57 45	8 42	5 3	6 53	3 3	5 9	6 46	2 56	4 57	6 59	3 10
118	249	27	Saturday	♌ 25	11 57 36	9 29	5 2	6 54	3 28	5 8	6 46	3 24	4 56	7 0	3 32
119	248	28	SUNDAY	♌ 8	11 57 26	10 14	5 0	6 55	3 50	5 5	6 47	3 49	4 54	7 1	3 51
120	247	29	Monday	♌ 22	11 57 17	11 0	4 59	6 56	4 4	5 4	6 48	3 42	4 53	7 1	4 8
121	246	30	Tuesday	♌ 5	11 57 9	11 46	4 57	6 57	4 31	5 3	6 50	4 36	4 50	7 4	4 26

☾ Last Full Moon, 1st. 5th MONTH. **MAY, 1912.** 31 DAYS. ☽ New Moon, 16th.
 ☽ First Quar., 9th. ☽ First Quar., 23d.
 ☽ Full Moon, 30th.

DAY OF YEAR.	DAYS IN YEAR.	DAY OF MONTH.	DAY OF WEEK.	MOON'S PLACE.	SUN AT NOON MARK.	MOON IN MERIDIAN.	Chicago, Iowa, Neb., N. Y., Pa., S. Wis., S. Mich., N. Ill., Ind., O.			St. Louis, S. Ill., Va., Ky., Mo., Kas., Col., Cal., Ind., Ohio.			St. Paul, N. E. Wis. and Mich., N. E. New York, Minn., Ore.		
							Sun rises.	Sun sets.	Moon rises and sets.	Sun rises.	Sun sets.	Moon rises and sets.	Sun rises.	Sun sets.	Moon rises and sets.
							H. M.	H. M.	H. M.	H. M.	H. M.	H. M.	H. M.	H. M.	H. M.
122	244	1	Wednesday	Con. D.	H. M. S.	H. M.	H. M.	H. M.	H. M.	H. M.	H. M.	H. M.	H. M.	H. M.	
123	244	2	Thursday	18	11 57 1	4 56	6 58	8 15	5 2	6 51	8 15	4 49	7 5	9 15	
124	244	3	Friday	13	11 56 54	35	4 55	6 59	8 49	5 1	6 52	8 37	4 48	7 6	9 1
125	242	4	Saturday	13	11 56 47	1 25	4 54	7 0	9 50	5 0	6 53	9 38	4 46	7 7	10 2
126	242	5	SUNDAY	26	11 56 41	2 17	4 53	7 2	10 50	4 59	6 54	10 38	4 44	7 8	11 2
127	240	6	Monday	8	11 56 35	3 10	4 52	7 3	11 49	4 58	6 55	11 35	4 43	7 10	morn
128	239	7	Tuesday	20	11 56 30	4 4	4 50	7 4	morn	4 57	6 56	morn	4 42	7 11	4
129	238	8	Wednesday	2	11 56 26	4 53	4 49	7 5	32	4 56	6 57	18	4 40	7 12	4 6
130	238	9	Thursday	23	11 56 22	5 41	4 48	7 6	1	4 55	6 58	55	4 39	7 13	1 19
131	236	10	Friday	15	11 56 19	6 27	4 46	7 7	1 35	4 54	6 59	0	4 38	7 14	1 45
132	236	11	Saturday	8	11 56 18	7 11	4 44	7 8	2 19	4 53	7 0	1 55	4 37	7 15	2 6
133	234	12	SUNDAY	2	11 56 18	7 53	4 42	7 10	2 39	4 52	7 1	2 37	4 35	7 16	2 24
134	233	13	Monday	15	11 56 12	9 17	4 41	7 11	3 59	4 50	7 2	3 0	4 34	7 19	2 54
135	232	14	Tuesday	29	11 56 12	10 2	4 40	7 12	3 20	4 49	7 3	3 23	4 32	7 20	3 16
136	231	15	Wednesday	13	11 56 12	10 50	4 39	7 13	3 43	4 48	7 3	3 49	4 31	7 21	3 36
137	230	16	Thursday	27	11 56 13	11 43	4 38	7 14	4 13	4 48	7 4	4 22	4 30	7 23	4 4
138	229	17	Friday	11	11 56 14	ev. 41	4 37	7 15	sets	4 47	7 5	sets	4 29	7 24	sets
139	228	18	Saturday	26	11 56 16	1 44	4 36	7 16	9 56	4 46	7 6	9 41	4 28	7 25	10 11
140	227	19	SUNDAY	10	11 56 19	2 49	4 35	7 17	11 1	4 45	7 7	10 46	4 27	7 26	morn
141	226	20	Monday	25	11 56 22	3 53	4 34	7 18	11 53	4 44	7 8	11 40	4 26	7 27	morn
142	225	21	Tuesday	9	11 56 25	5 9	4 33	7 19	morn	4 43	7 9	morn	4 25	7 28	6 6
143	224	22	Wednesday	24	11 56 29	5 49	4 33	7 20	3 6	4 43	7 10	25	4 24	7 29	45
144	223	23	Thursday	8	11 56 34	6 40	4 32	7 21	3 56	4 43	7 11	58	4 23	7 30	1 13
145	222	24	Friday	22	11 56 39	7 27	4 31	7 22	1 32	4 42	7 12	1 28	4 22	7 31	1 37
146	221	25	Saturday	5	11 56 45	8 12	4 30	7 23	1 54	4 42	7 13	1 53	4 21	7 32	1 56
147	220	26	SUNDAY	18	11 56 51	8 57	4 29	7 24	2 16	4 41	7 13	2 17	4 20	7 34	2 15
148	219	27	Monday	1	11 56 57	9 42	4 28	7 25	2 36	4 41	7 14	2 40	4 19	7 35	2 32
149	218	28	Tuesday	14	11 57 4	10 29	4 27	7 26	3 58	4 40	7 15	3 5	4 18	7 36	2 52
150	217	29	Wednesday	27	11 57 12	11 18	4 26	7 27	2 23	4 39	7 16	3 32	4 17	7 37	3 14
151	216	30	Thursday	9	11 57 20	morn	4 26	7 28	rises	4 39	7 17	rises	4 16	7 38	rises
152	215	31	Friday	22	11 57 28	0	4 26	7 29	8 43	4 38	7 17	8 29	4 16	7 39	8 58

☾ Last Quar., 7th. 6th MONTH. **JUNE, 1912.** 30 DAYS. ☽ First Quar., 21st.
 ☽ New Moon, 15th. ☽ Full Moon, 29th.

DAY OF YEAR.	DAYS IN YEAR.	DAY OF MONTH.	DAY OF WEEK.	MOON'S PLACE.	SUN AT NOON MARK.	MOON IN MERIDIAN.	Chicago, Iowa, Neb., N. Y., Pa., S. Wis., S. Mich., N. Ill., Ind., O.			St. Louis, S. Ill., Va., Ky., Mo., Kas., Col., Cal., Ind., Ohio.			St. Paul, N. E. Wis. and Mich., N. E. New York, Minn., Ore.		
							Sun rises.	Sun sets.	Moon rises and sets.	Sun rises.	Sun sets.	Moon rises and sets.	Sun rises.	Sun sets.	Moon rises and sets.
							H. M.	H. M.	H. M.	H. M.	H. M.	H. M.	H. M.	H. M.	H. M.
153	214	1	Saturday	Con. D.	H. M. S.	H. M.	H. M.	H. M.	H. M.	H. M.	H. M.	H. M.	H. M.	H. M.	
154	213	2	SUNDAY	4	11 57 33	1 1	4 25	7 29	9 41	4 38	7 18	9 27	4 15	7 40	9 56
155	213	3	Monday	16	11 57 40	1 54	4 25	7 30	10 28	4 38	7 19	10 14	4 15	7 41	10 43
156	211	4	Tuesday	28	11 58 5	2 46	4 25	7 31	11 36	4 38	7 20	11 26	4 14	7 42	11 47
157	210	5	Wednesday	12	11 58 15	3 35	4 25	7 31	morn	4 37	7 21	11 54	4 14	7 43	morn
158	209	6	Thursday	4	11 58 26	5 6	4 24	7 32	2	4 37	7 21	morn	4 13	7 44	2
159	208	7	Friday	16	11 58 37	5 48	4 24	7 33	22	4 37	7 21	17	4 13	7 43	28
160	207	8	Saturday	28	11 58 48	6 29	4 24	7 33	43	4 36	7 22	40	4 13	7 44	46
161	206	9	SUNDAY	10	11 58 59	7 10	4 24	7 34	1 0	4 36	7 22	1 0	4 13	7 44	1 1
162	205	10	Monday	23	11 59 12	7 53	4 23	7 34	1 21	4 36	7 23	1 23	4 12	7 45	1 19
163	204	11	Tuesday	7	11 59 24	8 38	4 23	7 35	1 43	4 36	7 24	1 47	4 12	7 46	1 38
164	203	12	Wednesday	21	11 59 36	9 28	4 23	7 36	2 8	4 36	7 24	2 15	4 12	7 47	2 0
165	202	13	Thursday	5	11 59 47	10 24	4 23	7 37	3 24	4 36	7 25	2 52	4 12	7 47	3 30
166	201	14	Friday	20	12 0 1	11 25	4 23	7 38	4 34	4 36	7 25	3 37	4 12	7 48	sets
167	200	15	Saturday	5	12 0 14	ev. 31	4 23	7 38	sets	4 36	7 25	sets	4 12	7 49	sets
168	199	16	SUNDAY	20	12 0 27	1 38	4 23	7 38	8 43	4 36	7 26	9 29	4 12	7 50	9 57
169	198	17	Monday	5	12 0 40	2 42	4 23	7 39	10 30	4 36	7 26	10 19	4 12	7 50	10 38
170	197	18	Tuesday	20	12 0 53	3 41	4 23	7 39	11 7	4 36	7 26	10 58	4 12	7 51	11 15
171	196	19	Wednesday	4	12 1 6	4 35	4 23	7 39	11 36	4 36	7 26	11 31	4 12	7 51	11 42
172	195	20	Thursday	18	12 1 19	5 25	4 23	7 39	12 0	4 36	7 26	11 57	4 12	7 51	morn
173	194	21	Friday	12	12 1 32	6 11	4 24	7 40	morn	4 36	7 26	morn	4 12	7 51	2
174	193	22	Saturday	15	12 1 45	6 58	4 24	7 40	21	4 37	7 27	21	4 13	7 51	20
175	192	23	SUNDAY	28	12 1 58	7 41	4 24	7 40	38	4 37	7 27	41	4 13	7 51	35
176	191	24	Monday	11	12 2 11	8 26	4 24	7 40	1 4	4 37	7 27	1 9	4 13	7 51	51
177	190	25	Tuesday	24	12 2 23	9 14	4 24	7 40	1 26	4 38	7 27	1 33	4 13	7 51	1 18
178	189	26	Wednesday	6	12 2 33	10 4	4 25	7 40	1 55	4 38	7 27	2 8	4 13	7 51	1 44
179	188	27	Thursday	18	12 2 48	10 56	4 25	7 40	2 29	4 38	7 27	2 42	4 14	7 51	2 15
180	187	28	Friday	1	12 3 1	11 48	4 25	7 40	3 12	4 39	7 27	3 26	4 14	7 51	2 57
181	186	29	Saturday	13	12 3 13	morn	4 25	7 40	rises	4 39	7 27	rises	4 14	7 51	rises
182	185	30	SUNDAY	25	12 3 24	40	4 26	7 40	9 5	4 40	7 27	8 52	4 15	7 51	9 19

☾ Last Quar., 7th. 7th MONTH. JULY, 1912. 31 DAYS. ☽ First Quar., 21st.
 ☾ New Moon, 14th. ☽ Full Moon, 28th.

DAY OF YEAR.	DAYS IN YEAR.	DAY OF MONTH.	DAY OF WEEK.	MOON'S PLACE.	SUN AT NOON MARK.			MOON IN MERIDIAN.			Chicago, Iowa, Neb., N. Y., Pa., S. Wis., S. Mich., N. Ill., Ind., O.			St. Louis, S. Ill., Va., Ky., Mo., Kas., Col., Cal., Ind., Ohio.			St. Paul, N. E. Wis. and Mich., N. E. New York, Minn., Ore.		
					H. M. S.	H. M. S.	H. M. S.	Sun rises.	Sun sets.	Moon rises and sets.	Sun rises.	Sun sets.	Moon rises and sets.	Sun rises.	Sun sets.	Moon rises and sets.	Sun rises.	Sun sets.	Moon rises and sets.
183	184	1	Monday	Con.D.	12 3 36	12 3 36	12 3 36	4 27	7 40	8 38	4 40	7 27	8 27	4 16	7 51	8 50			
184	183	2	Tuesday	○○○	12 3 37	12 3 37	4 28	7 40	8 38	4 40	7 27	8 27	4 17	7 51	8 50				
185	182	3	Wednesday	○○○	12 3 38	12 3 38	4 29	7 40	8 38	4 41	7 27	8 27	4 18	7 51	8 50				
186	181	4	Thursday	○○○	12 3 39	12 3 39	4 30	7 40	8 38	4 41	7 27	8 27	4 18	7 51	8 50				
187	180	5	Friday	○○○	12 3 40	12 3 40	4 31	7 40	8 38	4 42	7 27	8 27	4 19	7 51	8 50				
188	179	6	Saturday	○○○	12 3 41	12 3 41	4 32	7 40	8 38	4 43	7 26	8 26	4 20	7 50	8 49				
189	178	7	SUNDAY	○○○	12 3 42	12 3 42	4 33	7 39	8 37	4 44	7 26	8 26	4 21	7 50	8 49				
190	177	8	Monday	○○○	12 3 43	12 3 43	4 34	7 39	8 37	4 44	7 26	8 26	4 21	7 50	8 49				
191	176	9	Tuesday	○○○	12 3 44	12 3 44	4 35	7 39	8 37	4 44	7 25	8 25	4 22	7 49	8 48				
192	175	10	Wednesday	○○○	12 3 45	12 3 45	4 36	7 38	8 36	4 45	7 25	8 25	4 22	7 49	8 48				
193	174	11	Thursday	○○○	12 3 46	12 3 46	4 37	7 37	8 35	4 46	7 24	8 24	4 23	7 48	8 47				
194	173	12	Friday	○○○	12 3 47	12 3 47	4 38	7 37	8 35	4 47	7 24	8 24	4 24	7 47	8 46				
195	172	13	Saturday	○○○	12 3 48	12 3 48	4 39	7 36	8 34	4 47	7 24	8 24	4 24	7 46	8 45				
196	171	14	SUNDAY	○○○	12 3 49	12 3 49	4 40	7 36	8 34	4 47	7 23	8 23	4 25	7 46	8 45				
197	170	15	Monday	○○○	12 3 50	12 3 50	4 41	7 35	8 33	4 48	7 23	8 23	4 26	7 45	8 44				
198	169	16	Tuesday	○○○	12 3 51	12 3 51	4 42	7 35	8 33	4 49	7 22	8 22	4 27	7 44	8 43				
199	168	17	Wednesday	○○○	12 3 52	12 3 52	4 43	7 34	8 32	4 50	7 22	8 22	4 28	7 43	8 42				
200	167	18	Thursday	○○○	12 3 53	12 3 53	4 44	7 34	8 32	4 51	7 21	8 21	4 29	7 42	8 41				
201	166	19	Friday	○○○	12 3 54	12 3 54	4 45	7 33	8 31	4 51	7 21	8 21	4 30	7 42	8 41				
202	165	20	Saturday	○○○	12 3 55	12 3 55	4 46	7 32	8 30	4 52	7 20	8 20	4 31	7 41	8 40				
203	164	21	SUNDAY	○○○	12 3 56	12 3 56	4 47	7 31	8 29	4 53	7 20	8 20	4 32	7 40	8 39				
204	163	22	Monday	○○○	12 3 57	12 3 57	4 48	7 30	8 28	4 54	7 19	8 19	4 33	7 39	8 38				
205	162	23	Tuesday	○○○	12 3 58	12 3 58	4 49	7 29	8 27	4 54	7 19	8 19	4 34	7 38	8 37				
206	161	24	Wednesday	○○○	12 3 59	12 3 59	4 50	7 28	8 26	4 55	7 18	8 18	4 35	7 37	8 36				
207	160	25	Thursday	○○○	12 3 59	12 3 59	4 51	7 27	8 25	4 56	7 17	8 17	4 36	7 36	8 35				
208	159	26	Friday	○○○	12 4 00	12 4 00	4 52	7 26	8 24	4 57	7 16	8 16	4 37	7 35	8 34				
209	158	27	Saturday	○○○	12 4 01	12 4 01	4 53	7 25	8 23	4 58	7 15	8 15	4 38	7 34	8 33				
210	157	28	SUNDAY	○○○	12 4 02	12 4 02	4 54	7 24	8 22	4 59	7 14	8 14	4 39	7 33	8 32				
211	156	29	Monday	○○○	12 4 03	12 4 03	4 55	7 23	8 21	5 00	7 13	8 13	4 40	7 32	8 31				
212	155	30	Tuesday	○○○	12 4 04	12 4 04	4 56	7 22	8 20	5 0 0	7 12	8 12	4 41	7 31	8 30				
213	154	31	Wednesday	○○○	12 4 05	12 4 05	4 57	7 21	8 19	5 0 1	7 11	8 11	4 42	7 30	8 29				

☾ Last Quar., 5th. 8th MONTH. AUGUST, 1912. 31 DAYS. ☽ First Quar., 19th.
 ☾ New Moon, 12th. ☽ Full Moon, 27th.

DAY OF YEAR.	DAYS IN YEAR.	DAY OF MONTH.	DAY OF WEEK.	MOON'S PLACE.	SUN AT NOON MARK.			MOON IN MERIDIAN.			Chicago, Iowa, Neb., N. Y., Pa., S. Wis., S. Mich., N. Ill., Ind., O.			St. Louis, S. Ill., Va., Ky., Mo., Kas., Col., Cal., Ind., Ohio.			St. Paul, N. E. Wis. and Mich., N. E. New York, Minn., Ore.		
					H. M. S.	H. M. S.	H. M. S.	Sun rises.	Sun sets.	Moon rises and sets.	Sun rises.	Sun sets.	Moon rises and sets.	Sun rises.	Sun sets.	Moon rises and sets.	Sun rises.	Sun sets.	Moon rises and sets.
214	153	1	Thursday	Con.D.	12 6 8	12 6 8	4 52	7 19	8 11	5 2	7 10	8 9	4 43	7 29	8 13				
215	152	2	Friday	○○○	12 6 9	12 6 9	4 53	7 18	8 10	5 2	7 9	8 8	4 44	7 27	8 12				
216	151	3	Saturday	○○○	12 6 10	12 6 10	4 54	7 17	8 9	5 2	7 8	8 7	4 45	7 25	8 11				
217	150	4	SUNDAY	○○○	12 6 11	12 6 11	4 55	7 16	8 8	5 2	7 7	8 6	4 46	7 23	8 10				
218	149	5	Monday	○○○	12 6 12	12 6 12	4 56	7 15	8 7	5 2	7 6	8 5	4 47	7 22	8 9				
219	148	6	Tuesday	○○○	12 6 13	12 6 13	4 57	7 14	8 6	5 2	7 5	8 4	4 48	7 20	8 8				
220	147	7	Wednesday	○○○	12 6 14	12 6 14	4 58	7 13	8 5	5 2	7 4	8 3	4 49	7 19	8 7				
221	146	8	Thursday	○○○	12 6 15	12 6 15	4 59	7 12	8 4	5 2	7 3	8 2	4 50	7 18	8 6				
222	145	9	Friday	○○○	12 6 16	12 6 16	4 59	7 11	8 3	5 2	7 2	8 1	4 51	7 17	8 5				
223	144	10	Saturday	○○○	12 6 17	12 6 17	5 0	7 10	8 2	5 2	7 1	8 0	4 52	7 16	8 4				
224	143	11	SUNDAY	○○○	12 6 18	12 6 18	5 0	7 9	8 1	5 2	7 0	7 59	4 53	7 15	8 3				
225	142	12	Monday	○○○	12 6 19	12 6 19	5 0	7 8	8 0	5 2	6 59	7 58	4 54	7 14	8 2				
226	141	13	Tuesday	○○○	12 6 20	12 6 20	5 0	7 7	7 59	5 2	6 57	7 56	4 55	7 13	8 1				
227	140	14	Wednesday	○○○	12 6 21	12 6 21	5 0	7 6	7 58	5 2	6 55	7 54	4 56	7 12	8 0				
228	139	15	Thursday	○○○	12 6 22	12 6 22	5 0	7 5	7 57	5 2	6 53	7 52	4 57	7 10	7 59				
229	138	16	Friday	○○○	12 6 23	12 6 23	5 0	7 4	7 56	5 2	6 51	7 50	4 58	7 9	7 58				
230	137	17	Saturday	○○○	12 6 24	12 6 24	5 0	7 3	7 55	5 2	6 49	7 48	4 59	7 8	7 57				
231	136	18	SUNDAY	○○○	12 6 25	12 6 25	5 0	7 2	7 54	5 2	6 47	7 46	4 59	7 7	7 56				
232	135	19	Monday	○○○	12 6 26	12 6 26	5 0	7 1	7 53	5 2	6 45	7 44	4 59	7 6	7 55				
233	134	20	Tuesday	○○○	12 6 27	12 6 27	5 0	7 0	7 52	5 2	6 43	7 42	4 59	7 5	7 54				
234	133	21	Wednesday	○○○	12 6 28	12 6 28	5 0	6 59	7 51	5 2	6 41	7 40	4 59	7 4	7 53				
235	132	22	Thursday	○○○	12 6 29	12 6 29	5 0	6 57	7 50	5 2	6 39	7 38	4 59	7 3	7 52				
236	131	23	Friday	○○○	12 6 30	12 6 30	5 0	6 55	7 49	5 2	6 37	7 36	4 59	7 2	7 51				
237	130	24	Saturday	○○○	12 6 31	12 6 31	5 0	6 53	7 48	5 2	6 35	7 34	4 59	7 1	7 50				
238	129	25	SUNDAY	○○○	12 6 32	12 6 32	5 0	6 51	7 47	5 2	6 33	7 32	4 59	7 0	7 49				
239	128	26	Monday	○○○	12 6 33	12 6 33	5 0	6 49	7 46	5 2	6 31	7 30	4 59	6 59	7 48				
240	127	27	Tuesday	○○○	12 6 34	12 6 34	5 0	6 47	7 45	5 2	6 29	7 28	4 59	6 58	7 47				
241	126	28	Wednesday	○○○	12 6 35	12 6 35	5 0	6 45	7 44	5 2	6 27	7 26	4 59	6 57	7 46				
242	125	29	Thursday	○○○	12 6 36	12 6 36	5 0	6 43	7 43	5 2	6 25	7 24	4 59	6 56	7 45				
243	124	30	Friday	○○○	12 6 37	12 6 37	5 0	6 41	7 42	5 2	6 23	7 22	4 59	6 55	7 44				
244	123	31	Saturday	○○○	12 6 38	12 6 38	5 0	6 39	7 41	5 2	6 21	7 20	4 59	6 54	7 43				

☾ Last Quar., 4th. 9th MONTH. **SEPTEMBER, 1912.** 30 DAYS ☽ First Quar., 18th.
 ☾ New Moon, 10th. Full Moon, 26th.

DAY OF YEAR.	DAYS IN YEAR.	DAY OF MONTH.	DAY OF WEEK.	MOON'S PLACE	SUN AT NOON MARK.	MOON IN MERIDIAN.	Chicago, Iowa, Neb., N. Y., Pa., S. Wis., S. Mich., N. Ill., Ind., O.			St. Louis, S. Ill., Va., Ky., Mo., Kas., Col., Cal., Ind., Ohio.			St. Paul, N. E. Wis. and Mich., N. E. New York, Minn., Ore.		
							Sun rises.	Sun sets.	Moon rises and sets.	Sun rises.	Sun sets.	Moon rises and sets.	Sun rises.	Sun sets.	Moon rises and sets.
							H. M.	H. M.	H. M.	H. M.	H. M.	H. M.	H. M.	H. M.	H. M.
245	122	1	SUNDAY..	Con.D.	H. M. S.	H. M.	H. M.	H. M.	H. M.	H. M.	H. M.	H. M.	H. M.	H. M.	H. M.
246	121	2	Monday....	1	11 59 51	3 9	5 24	6 36	8 36	5 29	6 32	8 44	5 20	6 39	8 29
247	120	3	Tuesday....	2	11 59 10	3 55	5 25	6 34	9 4	5 29	6 30	9 14	5 21	6 38	8 53
248	119	4	Wednesday..	3	11 58 37	3 45	5 26	6 32	9 41	5 30	6 29	9 53	5 23	6 36	8 28
249	118	5	Thursday....	4	11 58 57	3 40	5 27	6 30	10 28	5 31	6 27	10 43	5 24	6 34	10 13
250	117	6	Friday.....	5	11 58 37	3 43	5 28	6 29	11 28	5 32	6 25	11 43	5 25	6 32	11 13
251	116	7	Saturday....	6	11 57 57	3 47	5 29	6 27	morn	5 33	6 23	morn	5 26	6 30	morn
252	115	8	SUNDAY..	7	11 57 16	3 47	5 30	6 25	2 41	5 34	6 22	5 4	5 28	6 28	2 6
253	114	9	Tuesday....	8	11 57 16	3 48	5 31	6 24	3 29	5 35	6 21	3 21	5 29	6 26	3 12
254	113	10	Wednesday..	9	11 57 10	10 46	5 32	6 22	3 20	5 36	6 19	3 29	5 30	6 24	3 12
255	112	11	Thursday....	10	11 56 55	11 39	5 33	6 20	4 43	5 37	6 17	4 48	5 31	6 22	4 38
256	111	12	Friday.....	11	11 56 34	ev.30	5 34	6 18	sets	5 37	6 15	sets	5 32	6 20	sets
257	110	13	Saturday....	12	11 56 13	1 19	5 35	6 16	7 9	5 38	6 14	7 11	5 33	6 18	7 6
258	109	14	SUNDAY..	1	11 55 52	2 8	5 36	6 15	7 32	5 39	6 13	7 38	5 34	6 17	7 27
259	108	15	Tuesday....	2	11 55 31	2 57	5 37	6 13	7 57	5 40	6 12	8 6	5 35	6 15	7 49
260	107	16	Wednesday..	3	11 55 10	3 47	5 38	6 11	8 28	5 41	6 10	8 37	5 36	6 13	8 15
261	106	17	Thursday....	4	11 54 49	4 39	5 39	6 9	9 2	5 42	6 8	9 15	5 37	6 11	8 48
262	105	18	Friday.....	5	11 54 28	5 32	5 40	6 7	9 45	5 43	6 6	9 59	5 39	6 9	9 30
263	104	19	Saturday....	6	11 53 48	6 25	5 41	6 6	10 37	5 44	6 4	10 52	5 41	6 7	10 22
264	103	20	SUNDAY..	7	11 53 24	7 17	5 42	6 2	11 35	5 45	6 3	11 49	5 42	6 5	11 21
265	102	21	Tuesday....	8	11 53 3	8 7	5 43	6 2	morn	5 46	6 1	morn	5 43	6 5	11 21
266	101	22	Wednesday..	9	11 52 42	9 9	5 44	6 1	37	5 47	6 0	40	5 44	6 5	1 24
267	100	23	Thursday....	10	11 52 21	10 22	5 45	5 59	1 43	5 47	5 59	1 53	5 46	6 0	1 32
268	99	24	Friday.....	11	11 52 0	11 3	5 47	5 58	2 47	5 48	5 57	2 55	5 47	5 58	2 40
269	98	25	Saturday....	12	11 51 39	11 4	5 48	5 56	3 51	5 49	5 55	3 56	5 48	5 56	3 46
270	97	26	SUNDAY..	1	11 51 19	11 4	5 48	5 54	4 54	5 50	5 53	4 57	5 49	5 54	4 52
271	96	27	Tuesday....	2	11 50 58	morn	5 48	5 52	rises	5 51	5 51	rises	5 50	5 52	rises
272	95	28	Wednesday..	3	11 50 38	25	5 50	5 50	6 19	5 52	5 50	6 23	5 52	5 50	6 15
273	94	29	Thursday....	4	11 50 18	1 7	5 52	5 49	6 41	5 53	5 49	6 47	5 53	5 48	6 34
274	93	30	Friday.....	5	11 49 58	1 53	5 53	5 48	7 9	5 54	5 47	7 18	5 54	5 46	6 59
			SUNDAY..	6		2 42	5 54	5 45	7 43	5 55	5 45	7 55	5 55	5 44	7 30

☾ Last Quar., 31. 10th MONTH. **OCTOBER, 1912.** 31 DAYS ☽ First Quar., 17th.
 ☾ New Moon, 10th. Full Moon, 25th.

DAY OF YEAR.	DAYS IN YEAR.	DAY OF MONTH.	DAY OF WEEK.	MOON'S PLACE	SUN AT NOON MARK.	MOON IN MERIDIAN.	Chicago, Iowa, Neb., N. Y., Pa., S. Wis., S. Mich., N. Ill., Ind., O.			St. Louis, S. Ill., Va., Ky., Mo., Kas., Col., Cal., Ind., Ohio.			St. Paul, N. E. Wis. and Mich., N. E. New York, Minn., Ore.		
							Sun rises.	Sun sets.	Moon rises and sets.	Sun rises.	Sun sets.	Moon rises and sets.	Sun rises.	Sun sets.	Moon rises and sets.
							H. M.	H. M.	H. M.	H. M.	H. M.	H. M.	H. M.	H. M.	H. M.
275	92	1	Tuesday....	Con.D.	H. M. S.	H. M.	H. M.	H. M.	H. M.	H. M.	H. M.	H. M.	H. M.	H. M.	
276	91	2	Wednesday..	1	11 49 30	3 33	5 56	5 44	8 28	5 56	5 43	8 39	5 57	5 42	8 10
277	90	3	Thursday....	2	11 49 20	4 34	5 57	5 42	9 20	5 56	5 42	9 35	5 58	5 40	9 5
278	89	4	Friday.....	3	11 49 2	5 35	5 58	5 40	10 26	5 57	5 41	10 40	5 59	5 39	10 11
279	88	5	Saturday....	4	11 48 43	6 37	5 59	5 38	11 41	5 58	5 40	11 53	6 0	5 38	11 28
280	87	6	SUNDAY..	5	11 48 25	7 37	6 0	5 37	morn	5 59	5 38	morn	6 1	5 36	morn
281	86	7	Tuesday....	6	11 48 8	8 34	6 2	5 35	2 18	6 0	5 36	4 24	6 2	5 34	2 41
282	85	8	Wednesday..	7	11 47 50	9 27	6 3	5 32	3 55	6 2	5 33	3 39	6 3	5 30	3 32
283	84	9	Thursday....	8	11 47 34	10 18	6 3	5 30	4 35	6 2	5 33	4 51	6 4	5 28	4 51
284	83	10	Friday.....	9	11 47 17	11 7	6 4	5 30	4 51	6 3	5 31	4 51	6 5	5 26	4 51
285	82	11	Saturday....	10	11 47 1	11 55	6 5	5 28	6 5	6 4	5 29	6 3	6 7	5 26	6 8
286	81	12	SUNDAY..	11	11 46 46	ev.44	6 7	5 26	sets	6 5	5 28	sets	6 8	5 24	sets
287	80	13	Tuesday....	12	11 46 31	1 34	6 8	5 25	6 22	6 6	5 27	6 32	6 10	5 22	6 11
288	79	14	Wednesday..	1	11 46 16	2 27	6 9	5 23	6 57	6 7	5 26	7 9	6 12	5 20	6 44
289	78	15	Thursday....	2	11 46 3	3 21	6 10	5 21	7 37	6 8	5 24	7 51	6 13	5 19	7 22
290	77	16	Friday.....	3	11 45 49	4 15	6 11	5 19	8 27	6 9	5 23	8 42	6 14	5 17	8 12
291	76	17	Saturday....	4	11 45 30	5 8	6 12	5 18	9 23	6 10	5 22	9 38	6 16	5 16	9 11
292	75	18	SUNDAY..	5	11 45 8	6 0	6 13	5 17	10 26	6 11	5 20	10 40	6 17	5 14	10 11
293	74	19	Tuesday....	6	11 45 12	6 49	6 14	5 15	11 29	6 12	5 19	11 40	6 18	5 12	11 17
294	73	20	Wednesday..	7	11 45 1	7 34	6 15	5 15	morn	6 13	5 18	morn	6 19	5 10	morn
295	72	21	Thursday....	8	11 44 51	8 18	6 16	5 13	3 4	6 14	5 17	4 3	6 21	5 8	2 6
296	71	22	Friday.....	9	11 44 44	9 59	6 18	5 11	1 38	6 15	5 16	1 44	6 22	5 7	1 32
297	70	23	Saturday....	10	11 44 32	1 40	6 19	5 9	2 41	6 16	5 14	2 44	6 24	5 5	2 38
298	69	24	SUNDAY..	11	11 44 23	3 21	6 21	5 7	3 45	6 16	5 12	3 46	6 25	5 3	3 44
299	68	25	Tuesday....	12	11 44 15	5 11	6 22	5 6	4 48	6 17	5 11	4 47	6 27	5 2	4 50
300	67	26	Wednesday..	1	11 44 8	11 48	6 24	5 5	5 54	6 18	5 10	5 49	6 28	5 1	5 58
301	66	27	Thursday....	2	11 44 2	morn	6 25	5 2	7 37	6 19	5 8	7 37	6 30	4 59	rises
302	65	28	Friday.....	3	11 43 56	1 30	6 27	5 0	8 23	6 20	5 5	8 53	6 31	4 57	6 9
303	64	29	Saturday....	4	11 43 51	2 28	6 27	5 0	9 23	6 21	5 6	9 53	6 32	4 55	6 51
304	63	30	SUNDAY..	5	11 43 47	3 28	6 28	4 59	7 14	6 22	5 6	7 29	6 33	4 54	6 59
305	62	31	Tuesday....	6	11 43 43	3 29	6 29	4 58	8 18	6 23	5 4	8 32	6 34	4 53	8 3
			Wednesday..	7	11 43 41	4 31	6 30	4 57	9 30	6 24	5 3	9 43	6 36	4 51	8 16

Last Quar., 1st. 11th MONTH. NOVEMBER, 1912. 30 DAYS. First Quar., 16th. New Moon, 8th. Full Moon, 24th.

Table for November 1912. Columns include Day of Year, Days in Year, Day of Month, Day of Week, Moon's Place, Sun at Noon Mark, Moon in Meridian, and Moon rises and sets for Chicago, Iowa, St. Louis, S. Ill., and St. Paul, N. E. Wis. and Mich., N. E. New York, Minn., Ore.

Last Quar., 1st. 12th MONTH. DECEMBER, 1912. 31 DAYS. First Quar., 16th. New Moon, 8th. Full Moon, 23d. Last Quar., 30th.

Table for December 1912. Columns include Day of Year, Days in Year, Day of Month, Day of Week, Moon's Place, Sun at Noon Mark, Moon in Meridian, and Moon rises and sets for Chicago, Iowa, St. Louis, S. Ill., and St. Paul, N. E. Wis. and Mich., N. E. New York, Minn., Ore.

A READY-REFERENCE CALENDAR.

For ascertaining any day of the week for any given time within two hundred years from the introduction of the New Style, *1752 to 1912 inclusive.

YEARS 1753 TO 1912.

										Jan.	Feb.	Mar.	Apr.	May	June	July	Aug.	Sept.	Oct.	Nov.	Dec.	
1761	1767	1778	1789	1795		1857	1863	1874	1885	1891	4	7	7	3	5	1	3	6	2	4	7	2
1801	1807	1818	1829	1835	1846	1857	1863	1874	1885	1891	4	7	7	3	5	1	3	6	2	4	7	2
1762	1773	1779	1790		1847	1858	1869	1876	1886	1897	5	1	1	4	6	2	4	7	3	5	1	3
1802	1813	1819	1830	1841	1847	1858	1869	1876	1886	1897	5	1	1	4	6	2	4	7	3	5	1	3
1757	1763	1774	1785	1791		1850	1870	1881	1887	1898	6	2	2	5	7	3	5	1	4	6	2	4
1803	1814	1825	1831	1842	1853	1850	1870	1881	1887	1898	6	2	2	5	7	3	5	1	4	6	2	4
1754	1765	1771	1782	1793	1799		1861	1867	1878	1889	2	5	5	1	3	6	1	4	7	2	5	7
1805	1811	1822	1833	1839	1850	1861	1867	1878	1889	1895	2	5	5	1	3	6	1	4	7	2	5	7
1755	1766	1777	1783	1794	1800		1862	1873	1879	1890	3	6	6	2	4	7	2	5	1	3	6	1
1806	1817	1823	1834	1845	1851	1862	1873	1879	1890	1947	3	6	6	2	4	7	2	5	1	3	6	1
1758	1769	1775	1786	1797		1854	1865	1871	1882	1893	7	3	3	3	1	4	6	2	5	7	3	5
1809	1815	1826	1837	1843	1854	1865	1871	1882	1893	1899	7	3	3	3	1	4	6	2	5	7	3	5
1753	1759	1770	1781	1787	1798		1866	1877	1883	1894	1	4	4	7	2	5	7	3	6	1	4	6
1810	1821	1827	1838	1849	1855	1866	1877	1883	1894	1900	1	4	4	7	2	5	7	3	6	1	4	6
						1906	1917	1923	1939	1945												
						1905	1911	1922	1933	1951												

LEAP YEARS.

1764	1792	1804	1832	1860	1888	1928	7	3	4	7	2	5	7	3	6	1	4	6
1768	1796	1808	1836	1864	1892	1904	1932	5	1	2	5	7	3	5	1	4	6	2	4
1772	1812	1840	1868	1896	1908	1936	3	6	7	3	5	1	3	6	2	4	7	2
1776	1816	1844	1872	1912	1940	1	4	5	1	3	6	1	4	7	2	5	7
1780	1820	1848	1876	1916	1944	6	2	3	6	1	4	6	2	5	7	3	5
1756	1784	1824	1852	1880	1920	1948	4	7	1	4	6	2	4	7	3	5	1	3
1760	1788	1828	1856	1884	1924	1952	2	5	6	2	4	7	2	5	1	3	6	1

1		2		3		4		5		6		7	
Monday	1	Tuesday	1	Wednesday	1	Thursday	1	Friday	1	Saturday	1	SUNDAY	1
Tuesday	2	Wednesday	2	Thursday	2	Friday	2	Saturday	2	SUNDAY	2	Monday	2
Wednesday	3	Thursday	3	Friday	3	Saturday	3	SUNDAY	3	Monday	3	Tuesday	3
Thursday	4	Friday	4	Saturday	4	SUNDAY	4	Monday	4	Tuesday	4	Wednesday	4
Friday	5	Saturday	5	SUNDAY	5	Monday	5	Tuesday	5	Wednesday	5	Thursday	5
Saturday	6	SUNDAY	6	Monday	6	Tuesday	6	Wednesday	6	Thursday	6	Friday	6
SUNDAY	7	Monday	7	Tuesday	7	Wednesday	7	Thursday	7	Friday	7	Saturday	7
Monday	8	Tuesday	8	Wednesday	8	Thursday	8	Friday	8	Saturday	8	SUNDAY	8
Tuesday	9	Wednesday	9	Thursday	9	Friday	9	Saturday	9	SUNDAY	9	Monday	9
Wednesday	10	Thursday	10	Friday	10	Saturday	10	SUNDAY	10	Monday	10	Tuesday	10
Thursday	11	Friday	11	Saturday	11	SUNDAY	11	Monday	11	Tuesday	11	Wednesday	11
Friday	12	Saturday	12	SUNDAY	12	Monday	12	Tuesday	12	Wednesday	12	Thursday	12
Saturday	13	SUNDAY	13	Monday	13	Tuesday	13	Wednesday	13	Thursday	13	Friday	13
SUNDAY	14	Monday	14	Tuesday	14	Wednesday	14	Thursday	14	Friday	14	Saturday	14
Monday	15	Tuesday	15	Wednesday	15	Thursday	15	Friday	15	Saturday	15	SUNDAY	15
Tuesday	16	Wednesday	16	Thursday	16	Friday	16	Saturday	16	SUNDAY	16	Monday	16
Wednesday	17	Thursday	17	Friday	17	Saturday	17	SUNDAY	17	Monday	17	Tuesday	17
Thursday	18	Friday	18	Saturday	18	SUNDAY	18	Monday	18	Tuesday	18	Wednesday	18
Friday	19	Saturday	19	SUNDAY	19	Monday	19	Tuesday	19	Wednesday	19	Thursday	19
Saturday	20	SUNDAY	20	Monday	20	Tuesday	20	Wednesday	20	Thursday	20	Friday	20
SUNDAY	21	Monday	21	Tuesday	21	Wednesday	21	Thursday	21	Friday	21	Saturday	21
Monday	22	Tuesday	22	Wednesday	22	Thursday	22	Friday	22	Saturday	22	SUNDAY	22
Tuesday	23	Wednesday	23	Thursday	23	Friday	23	Saturday	23	SUNDAY	23	Monday	23
Wednesday	24	Thursday	24	Friday	24	Saturday	24	SUNDAY	24	Monday	24	Tuesday	24
Thursday	25	Friday	25	Saturday	25	SUNDAY	25	Monday	25	Tuesday	25	Wednesday	25
Friday	26	Saturday	26	SUNDAY	26	Monday	26	Tuesday	26	Wednesday	26	Thursday	26
Saturday	27	SUNDAY	27	Monday	27	Tuesday	27	Wednesday	27	Thursday	27	Friday	27
SUNDAY	28	Monday	28	Tuesday	28	Wednesday	28	Thursday	28	Friday	28	Saturday	28
Monday	29	Tuesday	29	Wednesday	29	Thursday	29	Friday	29	Saturday	29	SUNDAY	29
Tuesday	30	Wednesday	30	Thursday	30	Friday	30	Saturday	30	SUNDAY	30	Monday	30
Wednesday	31	Thursday	31	Friday	31	Saturday	31	SUNDAY	31	Monday	31	Tuesday	31

NOTE—To ascertain any day of the week first look in the table for the year required and under the months are figures which refer to the corresponding figures at the head of the columns of days below. For example: To know on what day of the week July 4 was in the year 1895, in the table of years look for 1895, and in a parallel

line, under July, is figure 1, which directs to column 1, in which it will be seen that July 4 falls on Thursday.

*1752 same as 1772 from Jan. 1 to Sept. 2. From Sept. 14 to Dec. 31 same as 1780 (Sept. 3-13 were omitted).—This Calendar is from Whitaker's London Almanac, with some revisions.

THE PLANETS.

MERCURY (♿) will be brightest:

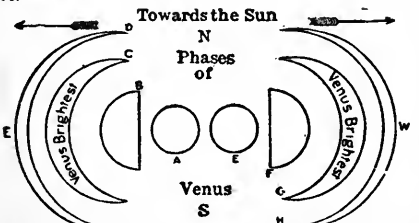
(1) As an evening star March 16-24, in κ , and Nov. 20-27 in η , setting about 1 hour 15 minutes after the sun. On Nov. 20 α will be $2^{\circ} 47'$ north of η and on March 19 the moon will be $1^{\circ} 47'$ south of him.

(2) As a morning star Jan. 6-12 in η , Sept. 12-18 in α with the Sickle and Regulus $10'$ above or west of him, and Dec. 27-31, in η , and with the red star Antares $10'$ to $15'$ above or west of him and rising about 1 hour 15 minutes before the sun.

Watch for him within the limits of the dates given, looking near the sunrise point of the horizon in the morning, when he is a morning star, and near the sunset point when he is an evening star. The brightest and reddest star will surely be this planet. At all other times it will be invisible. It is worth while to be certain of seeing this planet, as it is the one nearest the sun and the smallest of our planetary family, except those of the group of planet-like bodies or asteroids, which move in orbits between Mars and Jupiter and of which only one (Vesta) is ever visible to the naked eye.

VENUS (♀), the most beautiful and attractive of all the planets, will not reach her maximum degree of brilliancy possible this year, as may be seen by an inspection of the chart "Visibility of the Planets." She will be best seen at the beginning and close of the year. She will gradually fade in brightness as a morning star in the east, at the beginning of the year, to invisibility about July 1, being at superior conjunction with the sun and rising with the sun July 5, after which she will be an evening star.

In the different parts of her orbit Venus presents to us all the phases of the moon and with a far greater change in apparent size and degree of brilliancy than any other of the heavenly bodies. In the annexed figure these phases and changes in apparent diameter are shown, only the concave margins (always on the side away from the sun) will show, when viewed with a small telescope, an irregular outline, due to mountains, etc.



As seen in the morning west of sun.

As seen in the evening east of sun.

Explanation:

- A—Fifteen days before superior conjunction with the sun, or June 18, 1912.
 B—At greatest elongation west of the sun, Nov. 26, 1911, and about July 1, 1913.
 C—When brightest as a morning star Oct. 21-25, 1911, and about May 25, 1913.
 D—Just after inferior conjunction with the sun, or about April 28, 1913.
 E—Fifteen days after superior conjunction with the sun, July 20, 1912.
 F—At greatest elongation east of the sun, or about Feb. 10, 1913.
 G—When brightest as an evening star, or about March 15, 1913.
 H—Just before inferior conjunction with the sun, about April 13, 1913.

Venus' place in the zodiac at the beginning of the year will be in ϵ on the eastern margin of the four sided figure of the brightest stars of that constellation. See Table of the Rising, Setting and Southing of the Planets; also Star Table and Chart of the Heavens. She is advancing or moving eastward past the stars and on Jan. 9 will be 5° N. of Antares, the

noted red star in η , and $10^{\circ} 38'$ N. of α . At this time η , α and Antares will be in a straight N. and S. line, in the eastern morning sky, with the moon high up toward the meridian from them. On Jan. 15 the η will overtake and pass $6'$ to the N. of η . During the last week of Jan. and first one of Feb. she will be passing just north of the Milkmaid's Dipper in the milky way; Feb. 14, 6° N. of η ; Feb. 24, $30'$ N. of η ; and 25° S. of Job's Coffin; March 16, $30'$ N. of η ; April 15, occulted by the η ; April 27, $10'$ S. of η ; May 15 in τ 3° S. of η and 10° N. of Menkar, the brightest star in the head of the Whale; May 27 still in τ , $1^{\circ} 7'$ N. of η and 5° S. of the Pleiades or 7 stars low in the S. E. at dawn; June 12 in ν , 10° N. E. of Aldebaran and $26'$ N. of ν ; and June 14, 4° S. of ν . July 5 at superior σ with σ , rising with him, and for some days before and after that date she will be rendered invisible by the overpowering light of the sun. When next seen she will be E. of the σ as an EVENING STAR. See Chart. July 14 she will be in κ , 10° S. of Castor and Pollux and 4° S. of the η ; Aug. 13, 2° S. of η ; Aug. 14, close to Regulus in α at the end of the Handle of the Sickle and $6'$ N. of ν ; Sept. 9 on Equator of the Heavens 20° W. of Spica Virginis, in η and $30'$ N. of σ ; Sept. 12 very close to and N. of η ; 4° N. of Spica Sept. 21-23 and $1^{\circ} 43'$ S. of α ; near Alpha Librae Oct. 7 and $2^{\circ} 52'$ N. of σ Oct. 12, near where she was at the beginning of the year; rising on Dec. 1, 2, 3, 4, 5, 6, 7, 8, 9, 10, 11, 12, 13, 14, 15, 16, 17, 18, 19, 20, 21, 22, 23, 24, 25, 26, 27, 28, 29, 30, 31, still in η , 3° N. of η , and pointed at by the three lower stars of the Milkmaid's Dipper, near the bottom (upper side of bowl) of which she will pass Nov. 20-23; $1^{\circ} 36'$ S. of δ Dec. 13, when on the boundary between δ and ϵ , and at the close of the year she will be near the boundary between δ and ϵ and about 10° S. of the λ -shaped figure which marks δ and through which the Equator of the Heavens passes. At the close of the year she will be about as bright as at its beginning.

MARS (♂) will not attain his maximum degree of brightness this year but will be most favorably situated for visibility early in the year, shining about equally in the morning and evening hours. After Mars has been in τ on Dec. 1, 2, 3, 4, 5, 6, 7, 8, 9, 10, 11, 12, 13, 14, 15, 16, 17, 18, 19, 20, 21, 22, 23, 24, 25, 26, 27, 28, 29, 30, 31, until his σ with the σ Nov. 4. During October and November he will be too near the sun to be well observed, being, of course, absolutely INVISIBLE for some days before and after Nov. 4. When next seen he will be on the other (west) side of the sun as a MORNING STAR in the east, continuing such to the end of the year. His movements past the stars will be as follows: At the opening of the year in τ close to and S. W. of the Pleiades; occulted by the τ Jan. 1; $30'$ N. of τ Jan. 28, when on a line joining the Hyades (Aldebaran) and the Pleiades; $1^{\circ} 43'$ S. of τ Feb. 23 and 2° S. March 25. Through February and March to April 5 he will be advancing past the stars of ν and about March 25 he will be on a line joining the two bright stars which mark the tips of the horns of the Bull. Here he will be surrounded by the brightest stars of the firmament, being midway between Capella on the N. and Betelge use on the S; Procyon S. E., Orion below (south) and Sirius S. E. He will be 3° S. of ν April 22 in ν , 5° S. of ν , May 12, being N. of ν ; $3^{\circ} 49'$ of ν May 20, below Castor and Pollux; 3° S. in southern portion of dense cluster of small stars called Praesepe; 3° N. of ν June 18 in σ ; 2° S. of ν July 16 with Regulus 5° W. of him; close to ν Aug. 20, in ν and $30'$ S. of ν Sept. 9.

JUPITER (♃) will be at his brightest the latter part of May and first of June, when he will shine at night, rising with the setting of the sun. He will be exclusively a morning star at the first of the year, rising about 4 a. m. in η , 5° above (north of) Antares; σ with σ Jan. 9, being $1^{\circ} 38'$ S. of her, and again on Oct. 7, when σ will be $1^{\circ} 43'$ N. of ν ; at W. σ or 90° W. of σ March 4, when he will begin to shine in the evening hours also. He will be in conjunction with the η as follows: Jan. 15, Feb. 11, March 10, April 6, May 3 and 30, June 26, July 24, Aug. 20, Sept. 16, Oct. 14, Nov. 11, and Dec. 9. In all the foregoing cases the moon will be to the S. of α from 5° to 6° . He will be in ν with the σ Dec. 18 and therefore practically invisible throughout December. He will be 90° W. of σ (W. σ) Aug. 30, when he will cease to shine in the morning hours and become exclusively an evening star to the end of the year or to invisibility in December.

SATURN (♄) will be brightest in November-December, being invisible in May. At the beginning of the year he will be 15° W. of the Pleiades and Hyades in τ , setting about 3 a. m.; at E. σ Feb. 3, when he will

cease to shine in the morning and become strictly an evening star; ♄ 7° S. of ♀ May 27; 27° S. of ♀ June 2 and in ♄ with ♀ May 14. His conjunctions with the ♀ are as follows: Jan. 27, Feb. 24, March 22 and April 13, in all of which he will be about 4° S. of the ♀; also June 13, July 10, Aug. 7, Sept. 3, Oct. 1 and 28, Nov. 24 and Dec. 21, in all of which he will be about 6° S. of the ♀. His wonderful ring system will be most observed the latter part of the year.

URANUS (♅) will be at ♄ to the sun and brightest July 24. On or about that time very good eyes may see him, in the absence of the ♀. In the head of the Goat (♈), about 4° S. of the brightest stars of that constellation and in line with them. When at or near his brightest he will appear about as the dimmest star the unaided eye can see.

NEPTUNE (♆) will be brightest Jan. 13 in ✕ just below Castor and Pollux. None of the other planets will pass near enough to him at or near the time of his greatest brightness to aid in identifying this, the dimmest and most distant member of our planetary family. Nor will it be near enough to any bright or well known star to serve as a guide to his place. Hence the amateur, even with a good telescope, will be uncertain whether he has seen this planet, unless his instrument is a large one and astronomically mounted so that it can be directed to the exact spot.

The near approaches of the moon to Uranus and Neptune are here disregarded, as the great light of the moon would render these planets invisible even with telescopes.

SITUATION OF THE PLANETS; ALSO MOON'S POSITION FOR THE YEAR.

	Jan.	Feb.	Mch.	April	May	June	July	Aug.	Sept.	Oct.	Nov.	Dec.
	D. Con.	D. Con.	D. Con.	D. Con.	D. Con.	D. Con.	D. Con.	D. Con.	D. Con.	D. Con.	D. Con.	D. Con.
Venus.....	7 m	4 ♀	3 ♀	7 -	5 ✕	2 ♀	7 ✕	4 ♀	1 ♀	6 ♀	3 ♀	1 ♀
Mars.....	14 m	11 ♀	10 ♀	17 ✕	12 ✕	9 ♀	14 ♀	11 ♀	8 ♀	13 ♀	10 ♀	8 ♀
Jupiter.....	21 m	18 m	17 m	21 m	19 m	23 m	21 m	18 m	15 m	20 m	17 m	15 m
Saturn.....	28 m	25 m	24 m	28 m	26 m	30 m	28 m	25 m	20 m	27 m	24 m	22 m
Uranus.....	-	-	31	-	-	30	-	-	29	-	-	29
♃ Perigee.....	4	1	1-28	22	19	16	14	12	9	7	3-28	25
♃ Apogee.....	17	14	12	9	7	4	1-28	25	21	19	16	14
♃ Highest (♈).....	3-30	26	25	21	18	15	12	8	5	2-29	26	23†
♃ Lowest (♉).....	16	12	11	7	5	1-23†	20	17	12	15	12	9
♃ at ♄.....	11	27	20	3-29	26	23	25	21	18	9	6	3-30
♃ at ♀.....	9-24	22	16	13	15	10	7	3-31	27	24	20	17
♃ on Equator.....	26	6-30	4-19-31	14-28	12-25	8-21	5-18	2-15-29	11-26	8-23	5-19	2-16-29

* Lowest of the year or 57° lower than when highest. † Highest of the year or 57° higher than when lowest.

Explanation of signs: ♈ Aries. ♉ Taurus. ♊ Gemini. ♋ Cancer. ♌ Leo. ♍ Virgo. ♎ Libra. ♏ Scorpio. ♐ Sagittarius. ♑ Capricornus. ♒ Aquarius. ♓ Pisces. The place indicated for the planets is for the 1st, 2d, 3d, 4th and 5th Sundays of each month, in the order of the planets. The other signs used are as follows: ♄, conjunction or near approach; ♀, opposition or 180° from the Sun; ♁, quadrature or 90° from the Sun; ♀ Sun; ♁ Earth; ♀ Mercury; ♀ Venus; ♀ Mars; ♃ Jupiter; ♆ Saturn; ♅ Uranus; ♆ Neptune; ♁ Ascending Node; ♁ Descending Node; ♁ Moon, generally.

Note—The moon will run "high" from "lowest" to "highest," and run "low" from "highest" to "lowest." The full moon will be highest of the year at meridian passage Dec. 16 and lowest June 22. She will begin to run lower March 31 and decrease in altitude until June 22 and then increase (run higher) until Dec. 21, after which she will gradually get lower until June 22. This is because the full moon must always be on the oppo-

site side of the earth from the sun, and hence when the sun is lowest in declination the moon must be highest and when the sun is highest the moon must be lowest. The inclination of the earth's axis to the plane of the ecliptic (sun's apparent path), being 23½°, and that of the moon being 5° to the ecliptic it follows that the total swing from highest to lowest must be (23½+5) X 2=57°.

SIDERIAL NOON OR MERIDIAN PASSAGE OF THE VERNAL EQUINOX.

(For use in connection with the star table. See note under same.)

	Jan.	Feb.	March.	April.	May.	June	July	Aug.	Sept.	Oct.	Nov.	Dec.
	H. M.	H. M.	H. M.	H. M.	H. M.	H. M.	H. M.	H. M.	H. M.	H. M.	H. M.	H. M.
1.....	5 20	3 18	1 24	11 22	9 24	7 22	5 24	3 22	1 21	11 18	9 17	7 19
2.....	5 16	3 14	1 20	11 18	9 20	7 18	5 20	3 19	1 17	11 15	9 13	7 15
3.....	5 12	3 10	1 16	11 14	9 16	7 14	5 17	3 15	1 13	11 11	9 9	7 11
4.....	5 8	3 6	1 12	11 10	9 12	7 11	5 13	3 11	1 9	11 7	9 7	7 7
5.....	5 4	3 2	1 8	11 6	9 8	7 7	5 9	3 7	1 5	11 3	9 3	7 3
6.....	5 0	3 58	1 4	11 3	9 5	7 3	5 5	3 3	1 1	10 59	8 57	7 59
7.....	4 56	2 55	1 0	10 59	9 1	6 59	5 1	2 59	0 57	10 55	8 53	6 55
8.....	4 52	2 51	0 57	10 55	8 57	6 55	4 57	2 55	0 53	10 51	8 49	6 51
9.....	4 49	2 47	0 53	10 51	8 55	6 51	4 53	2 51	0 49	10 47	8 45	6 47
10.....	4 45	2 43	0 49	10 47	8 49	6 47	4 49	2 47	0 45	10 43	8 41	6 43
11.....	4 41	2 39	0 45	10 43	8 45	6 43	4 45	2 43	0 41	10 39	8 38	6 40
12.....	4 37	2 35	0 41	10 39	8 41	6 39	4 41	2 39	0 37	10 35	8 34	6 38
13.....	4 33	2 31	0 37	10 35	8 37	6 35	4 37	2 35	0 33	10 32	8 30	6 32
14.....	4 29	2 27	0 33	10 31	8 33	6 31	4 33	2 31	0 29	10 28	8 26	6 28
15.....	4 25	2 23	0 29	10 27	8 29	6 27	4 29	2 27	0 26	10 24	8 22	6 24
16.....	4 21	2 19	0 25	10 23	8 25	6 23	4 25	2 24	0 22	10 20	8 18	6 20
17.....	4 17	2 15	0 21	10 19	8 21	6 19	4 21	2 20	0 18	10 16	8 14	6 16
18.....	4 13	2 11	0 17	10 15	8 17	6 16	4 18	2 16	0 14	10 12	8 10	6 12
19.....	4 9	2 7	0 13	10 11	8 13	6 12	4 14	2 12	0 10	10 8	8 6	6 8
20.....	4 5	2 3	0 9	10 7	8 10	6 8	4 10	2 8	0 6	10 4	8 2	6 4
21.....	4 1	1 59	0 5	10 4	8 6	6 4	4 6	2 4	0 2	10 0	7 58	6 0
22.....	3 57	1 56	0 1	10 0	8 2	6 0	4 2	2 0	11 54	9 56	7 54	5 56
23.....	3 53	1 52	11 58	9 56	7 58	5 56	3 58	1 56	11 50	9 52	7 50	5 52
24.....	3 50	1 48	11 54	9 52	7 54	5 52	3 54	1 52	11 46	9 48	7 46	5 48
25.....	3 46	1 44	11 50	9 48	7 50	5 48	3 50	1 48	11 42	9 44	7 42	5 44
26.....	3 42	1 40	11 46	9 44	7 46	5 44	3 46	1 44	11 38	9 40	7 38	5 40
27.....	3 38	1 36	11 42	9 40	7 42	5 40	3 42	1 40	11 34	9 36	7 35	5 37
28.....	3 34	1 32	11 38	9 36	7 38	5 36	3 38	1 36	11 31	9 33	7 31	5 33
29.....	3 30	1 21	11 34	9 32	7 34	5 32	3 34	1 32	11 27	9 29	7 27	5 29
30.....	3 26	1 17	11 30	9 28	7 30	5 28	3 30	1 28	11 23	9 25	7 23	5 25
31.....	3 22	1 13	11 26	9 24	7 26	5 24	3 26	1 25	11 19	9 21	7 19	5 21

NOTE—Full-faced type are p. m. All others are a. m.

MERIDIAN PASSAGE, RISING AND SETTING OF THE PLANETS.

Mean time. All p. m. figures are in black type.

MONTH.	VENUS ♀						MARS ♂						JUPITER ♃						SATURN ♄					
	DAY.		In Merid- lan.	South- ern states.	North- ern states.		In Merid- lan.	South- ern states.	North- ern states.		In Merid- lan.	South- ern states.	North- ern states.		In Merid- lan.	South- ern states.	North- ern states.		In Merid- lan.	South- ern states.	North- ern states.			
	H. M.	H. M.	H. M.	H. M.	H. M.	H. M.	H. M.	H. M.	H. M.	H. M.	H. M.	H. M.	H. M.	H. M.	H. M.	H. M.	H. M.	H. M.	H. M.	H. M.	H. M.	H. M.		
Jan.	1	8 59	3 46	4 3	8 44	3 39	4 5	9 32	1 47	4 47	8 10	2 41	2 56											
	11	9 18	4 1	4 19	8 7	3 10	3 30	9 1	3 57	4 16	7 26	2 6	2 18											
	21	9 38	4 18	4 38	8 38	2 41	3 2	8 29	4 33	4 43	6 44	1 26	3 18											
Feb.	1	9 32	4 32	4 53	7 39	2 14	2 35	8 54	2 43	3 13	6 4	1 04	1 56											
	11	9 45	4 45	5 4	6 45	1 52	2 16	7 21	2 20	2 41	5 26	0 6	0 18											
	21	9 58	4 55	5 14	6 23	1 32	1 56	6 47	1 46	2 05	4 49	11 29	11 41											
Mar.	1	10 8	4 58	5 14	6 5	1 16	1 39	6 16	1 16	1 37	4 17	10 53	11 7											
	11	10 18	4 58	5 13	5 47	0 58	1 23	5 39	0 39	1 0	3 41	10 19	10 32											
	21	10 26	4 56	5 6	5 30	0 42	1 7	5 2	0 2	0 23	3 5	9 45	9 58											
April	1	10 34	4 50	4 55	5 12	0 24	0 51	4 20	11 24	11 41	2 26	9 6	9 21											
	11	10 40	4 44	4 45	4 56	0 9	0 35	3 30	10 44	11 4	1 52	8 33	8 48											
	21	10 46	4 38	4 36	4 41	11 51	0 16	2 58	10 2	10 22	1 17	7 59	8 14											
May	1	10 52	4 27	4 35	4 27	11 34	11 58	2 16	9 20	9 40	0 43	7 26	7 42											
	11	10 59	4 22	4 15	4 12	11 40	11 40	1 32	8 36	8 47	0 9	6 54	7 10											
	21	10 7	4 23	4 8	3 57	10 59	11 20	0 48	7 51	8 7	11 35	6 57	14th											
June	1	11 18	4 24	4 5	3 41	10 38	10 58	11 54	♂	♂	21st	10 57	Inv.											
	11	11 31	4 31	4 10	3 26	10 19	10 36	11 10	Sets.	Sets.	10 23	Rises.	Rises											
	21	11 44	4 39	4 16	3 11	9 58	10 10	10 28	3 33	3 13	9 48	3 01	2 43											
July	1	11 58	♂	♂	2 53	9 38	9 53	9 42	2 49	2 29	9 14	2 26	2 9											
	11	12	Sets.	Sets.	2 40	9 16	9 29	9 0	2 7	1 47	8 39	1 50	1 32											
	21	0 25	7 24	7 40	2 24	8 54	9 4	8 18	1 25	1 5	8 3	1 13	0 56											
Aug.	1	0 37	7 23	7 38	2 6	8 22	9 37	7 34	0 41	0 21	7 24	0 33	0 15											
	11	0 46	7 21	7 35	1 50	8 7	8 12	6 56	0 2	11 42	6 47	11 57	11 39											
	21	0 54	7 17	7 25	1 34	7 4	7 28	6 18	10 21	10 11	6 10	11 20	11 2											
Sept.	1	1 6	7 9	7 0	1 1	6 56	6 54	5 3	10 5	9 14	5 40	10 0	9 21											
	11	1 12	6 54	6 48	0 45	6 34	6 30	4 29	9 30	9 10	4 11	9 21	9 48											
	21	1 18	6 48	6 37	0 30	6 12	6 6	3 56	8 58	8 37	3 31	8 41	8 23											
Oct.	1	1 26	6 42	6 27	0 18	5 51	5 43	3 23	8 23	8 2	2 50	8 0	7 42											
	11	1 36	6 45	6 23	0 2	5 30	5 20	2 52	7 51	7 29	2 9	7 19	7 1											
	21	1 50	6 47	6 24	11 48	♂	♂	2 18	7 16	6 54	1 23	6 33	6 18											
Nov.	1	2 3	6 53	6 28	11 36	Rises.	Rises.	1 47	6 45	6 23	0 40	5 50	5 33											
	11	2 18	7 7	6 41	11 25	6 15	6 32	1 17	6 15	5 51	11 53	♂	♂	24th										
	21	2 32	7 24	7 0	11 14	6 9	6 29	0 47	5 44	5 21	11 11	Sets.	Sets.											
Dec.	1	2 44	7 42	7 20	11 5	6 5	6 26	0 18	♂	♂	10 28	5 19	5 36											
	11	2 52	8 2	7 44	10 5	6 0	6 23	1 49	Inv.	Inv.	9 46	4 37	4 54											
	21	3 5	8 20	8 6	10 49	5 54	6 17	11 19	Rises.	Morn.	9 5	4 56	4 13											

THE SIGNS AND CONSTELLATIONS OF THE ZODIAC.

Until recently it was taken for granted that the present relationship between signs and constellations of the zodiac was generally understood, as all astronomical textbooks mention their disagreement and explain the cause. The numerous letters of inquiry concerning differences between this data in this almanac and certain others show the necessity for this note of explanation.

Thousands of years ago when the zodiac, that belt of the heavens about 16° in width within which move the moon and planets, was formed and divided into twelve parts or seasons called signs, each containing certain star groups called constellations, each was given the name of an object or animal which never did bear any relationship to the configuration of the stars in that group or division, but which did or is supposed to have reference to certain astronomical or other facts. Thus Libra, ♎, the scales or balance, comes at the autumnal equinox when there is an equilibrium or balance between the length of day and night the world over. Aquarius, ♒, the water-bearer, and whose sign is the Egyptian sign for running water, comes at the season of greatest rains in Egypt, and so on.

Since the time when these divisions were made and named, owing to the precession of the equinoxes, resulting from the differing polar and equatorial diameters of the earth, the signs have moved back west nearly a whole division or constellation and where ♈ was the first, ♋ now is. Hence, though the sun now enters the sign ♈ March 20, it is a month later when he enters the constellation ♈. It must be apparent, therefore, that any supposed influence or relationship which early astrologers attributed to the position of the sun, moon or planets when in certain of these divisions can no longer exist, as the sign now only represents that space or division of the zodiac where the controlling constellation was 2,000 or more years ago, but is not now. Nevertheless some almanacs still give the signs for the moon's

place, which is very misleading to those who attempt to follow her in her course among the stars. Hence, this almanac gives the constellation and discards the ancient picture of the disemboweled man as relics of the age of superstition. The sign is retained for sun's place in connection with the seasons and sun's path through the zodiac each month because of its relationship to the equinoxes and solstices.

HARVEST MOON AND HUNTER'S MOON.

The full moon in September that falls near the autumnal equinox (Sept. 23) is called the harvest moon. Because at that time it is in that part of its orbit where it makes the smallest angle with the horizon it appears to rise at nearly the same hour for several nights in succession, thus giving an unusual number of moonlight evenluntings. The same thing occurs to a slightly less degree at the time of the first full moon after the equinox, when it is called the hunter's moon. "It is true," says Prof. George C. Comstock in his "Text-Book of Astronomy," "that on the average the moon rises and sets fifty-one minutes later each day than on the day before. But there is a good deal of irregularity in the retardation of the time of moonrise and moonset, since the time of rising depends largely upon the particular point of the horizon at which the moon appears, and between two days this point may change so much as to make the retardation considerably greater or less than its average value. In northern latitudes this effect is particularly marked in the month of September, when the eastern horizon is nearly parallel with the moon's apparent path in the sky, and near the time of full moon in that month the moon rises on several successive nights at nearly the same hour, and in a less degree the same is true for October. This highly convenient arrangement of moonlight has caused the full moons of these two months to be christened respectively the harvest moon and the hunter's moon."

PLANETARY CONJUNCTIONS OR NEAR APPROACHES.

CONJUNCTIONS OF PLANETS.

	Deg.	Mfn.			
January 9.....	1	38	N.	of	♂
February 21.....	0	33	N.	of	♂
April 21.....	0	10	N.	of	♂
May 17.....	2	9	N.	of	♂
May 22.....	1	7	N.	of	♂
June 2.....	0	29	N.	of	♂
June 13.....	0	26	N.	of	♂
August 14.....	0	33	S.	of	♂
September 9.....	0	30	N.	of	♂
October 7.....	1	43	S.	of	♂
November 21.....	2	47	S.	of	♂
December 3.....	0	35	S.	of	♂
December 13.....	1	36	S.	of	♂

Wash. time of ♂ in R.A. Limiting parallels between Degrees. Degrees.

B Tauri.....	Nov. 25, 7:55 p. m.	10 N. and 53 S.
Spica.....	Dec. 4, 9:20 a. m.	79 N. and 20 N.
B Tauri.....	Dec. 23, 4:41 a. m.	10 N. and 54 S.
Spica.....	Dec. 31, 2:54 p. m.	79 N. and 2 N.

NOTE—The occultations will only be visible within the given parallels of latitude when both the planet and the moon are above the horizon after dark at the time of ♂ in R. A. given. Sub. 52 m. for Central Standard time.

PLANETARY CONFIGURATIONS.

OCCULTATIONS OF PLANETS AND STARS BY THE MOON.

	Wash. time of ♂ in R.A.	Limiting parallels between Degrees. Degrees.
Mars.....	Jan. 1, 8:02 a. m.	45 N. and 31 S.
Mars.....	Jan. 23, 8:50 p. m.	88 N. and 6 N.
B Tauri.....	Jan. 30, 8:58 a. m.	36 S. and 62 N.
B Tauri.....	Feb. 11, 8:06 a. m.	64 N. and 25 S.
B Tauri.....	Feb. 26, 4:43 p. m.	16 S. and 62 N.
Antares.....	Mch. 9, 4:00 p. m.	64 N. and 6 N.
B Tauri.....	Mch. 24, 10:21 p. m.	6 S. and 62 S.
Antares.....	April 6, 0:50 a. m.	64 N. and 1 S.
Venus.....	April 15, 0:08 p. m.	41 N. and 49 S.
B Tauri.....	April 21, 4:04 a. m.	5 S. and 62 S.
Antares.....	May 3, 9:28 a. m.	64 N. and 1 N.
Antares.....	May 30, 4:58 p. m.	64 N. and 4 N.
Antares.....	June 20, 11:12 p. m.	64 N. and 1 N.
B Tauri.....	July 12, 7:45 a. m.	6 S. and 61 S.
B Tauri.....	July 24, 4:54 a. m.	59 N. and 10 S.
B Tauri.....	Aug. 8, 5:26 p. m.	4 N. and 60 S.
Spica.....	Aug. 16, 9:22 p. m.	79 N. and 54 S.
Antares.....	Aug. 20, 11:11 a. m.	45 N. and 23 S.
B Tauri.....	Sept. 5, 1:08 a. m.	14 N. and 49 S.
Spica.....	Sept. 13, 7:13 a. m.	79 N. and 31 S.
Antares.....	Sept. 16, 6:52 p. m.	36 N. and 32 S.
B Tauri.....	Oct. 2, 8:53 a. m.	18 N. and 44 S.
Antares.....	Oct. 14, 8:53 a. m.	35 N. and 35 S.
B Tauri.....	Oct. 29, 0:30 p. m.	16 N. and 4 S.

	Deg. Min.	Distance apart
Jan. 15.....	♂	180 east or west
Jan. 15.....	♂	23 51 west.
Jan. 20.....	♂	0 0
Feb. 3.....	♂	90 0 east.
Mch. 2.....	♂	0 0
Mch. 4.....	♂	90 0 east.
Mch. 4.....	♂	90 0 west.
Mch. 27.....	♂	18 51 east.
Apr. 23.....	♂	0 0
Apr. 23.....	♂	90 0 west.
May 13.....	♂	23 3 west.
May 14.....	♂	0 0
June 1.....	♂	180 0 E. or W.
June 17.....	♂	0 0
July 5.....	♂	0 0
July 16.....	♂	0 0
July 24.....	♂	180 0 E. or W.
July 25.....	♂	27 6 east.
Aug. 22.....	♂	0 0
Aug. 27.....	♂	90 0 west.
Aug. 30.....	♂	2 90 0 east.
Sept. 7.....	♂	18 0 west.
Oct. 4.....	♂	0 0
Oct. 22.....	♂	90 0 east.
Nov. 4.....	♂	0 0
Nov. 19.....	♂	22 15 east.
Nov. 23.....	♂	180 0 E. or W.
Dec. 8.....	♂	0 0
Dec. 18.....	♂	0 0
Dec. 28.....	♂	22 23 west.

CONJUNCTIONS WITH THE MOON.

Washington mean time. Sub. 52 m. for Central time.

Planet. Date.	H. M.	Dist. apart Deg. Min.
♂ January 1.....	8 2 a. m.	see occultations
♂ January 15.....	0 49 a. m.	4 6 N
♂ January 15.....	0 18 p. m.	5 51 N
♂ January 27.....	7 2 p. m.	4 9 S
♂ January 28.....	8 50 p. m.	0 37 S
♂ February 11.....	4 12 p. m.	4 37 N
♂ February 14.....	5 22 p. m.	5 44 N
♂ February 24.....	5 13 a. m.	4 23 S
♂ February 25.....	10 20 a. m.	1 43 S
♂ March 10.....	5 23 a. m.	5 0 N
♂ March 16.....	1 57 a. m.	3 43 N
♂ March 22.....	1 6 p. m.	4 36 S
♂ March 25.....	3 22 a. m.	2 44 S
♂ April 6.....	3 24 p. m.	5 8 N
♂ April 15.....	0 9 p. m.	see occultations
♂ April 19.....	1 23 a. m.	4 47 S
♂ April 22.....	10 14 a. m.	3 25 S
♂ May 3.....	9 1 p. m.	5 2 N
♂ May 15.....	5 37 p. m.	3 13 S
♂ May 16.....	3 p. m.	4 58 S
♂ May 20.....	6 56 p. m.	3 41 S
♂ May 30.....	10 41 p. m.	4 48 N
♂ June 13.....	7 53 a. m.	5 15 S
♂ June 14.....	3 56 p. m.	4 29 S
♂ June 18.....	5 45 a. m.	3 29 S


Planet. Date.	H. M.	Dist. apart Deg. Min.
♂ June 26.....	10 50 p. m.	4 37 N
♂ July 10.....	10 5 p. m.	5 36 S
♂ July 14.....	10 50 a. m.	4 46 S
♂ July 16.....	7 0 p. m.	2 46 S
♂ July 24.....	1 4 a. m.	4 36 N
♂ August 7.....	11 49 a. m.	6 0 S
♂ August 13.....	7 23 a. m.	2 13 S
♂ August 14.....	10 40 a. m.	1 32 S
♂ August 20.....	8 2 a. m.	4 44 N
♂ September 3.....	8 49 p. m.	5 20 S
♂ September 12.....	4 35 a. m.	0 4 N
♂ September 12.....	7 53 a. m.	0 41 N
♂ September 16.....	8 25 a. m.	4 54 N
♂ October 1.....	2 14 a. m.	6 29 N
♂ October 11.....	0 1 a. m.	1 44 N
♂ October 12.....	10 57 a. m.	2 52 N
♂ October 14.....	1 7 p. m.	5 2 N
♂ October 28.....	6 1 a. m.	6 26 S
♂ November 11.....	3 13 a. m.	5 5 N
♂ November 11.....	3 13 p. m.	3 21 N
♂ November 24.....	10 39 a. m.	6 21 S
♂ December 7.....	5 3 p. m.	4 2 N
♂ December 9.....	3 47 a. m.	5 7 N
♂ December 11.....	9 37 p. m.	2 42 N
♂ December 21.....	5 21 p. m.	6 12 S

NOTE—The distance apart is between centers as seen from center of earth. It should be borne in mind that the bodies are not always nearest when in ♂, but the above data will enable the absolute identification of these planets on or near those dates and when the ♂ occurs in the daytime. The planets ♀, ♃ and ♄ are ignored in this connection as usually the ♃'s light will render the last two invisible and generally ♄ will be too near the sun to be seen.

EMBER DAYS.

Wednesday, Friday and Saturday	after	1st Sunday in Lent.....	Feb. 28, March 1, 2
		Pentecost.....	May 21, June 1
		September 14.....	September 18, 20, 21
		December 13.....	December 18, 20, 21

VISIBILITY OF THE PLANETS, 1912.



Copyright, 1909, by Berlin H. Wright, De Land, Fla.

Explanation: The light portions show the position of the planet with respect to the sun—whether east or west of the sun and the approximate distance from the sun in both hours and degrees of arc. The width of the light space also indicates the relative degree of brilliancy. Each of the small divisions represents approximately one hour of time or 15°

of arc. Thus Venus at the beginning of the year will be 3-hours or 45° west of the sun and will rise that much before the sun as a morning star. Mars will be in conjunction with the sun Nov. 4, when he changes from an evening to a morning star, and Jupiter will rise with the setting of the sun or 15° or 12 hours from the sun the last of May, shining all night.

FACTS ABOUT THE SUN AND PLANETS.

Name.	Diam-eter. Miles.	Distance from sun. Miles.	Period of rev. Days.
Sun	866,400
Mercury	3,030	36,000,000	88
Venus	7,700	67,200,000	225
Earth	7,918	92,900,000	365
Mars	4,230	141,500,000	687
Jupiter	86,500	483,300,000	4,333
Saturn	73,000	886,000,000	10,759
Uranus	31,900	1,781,900,000	30,687
Neptune	34,800	2,791,600,000	60,181

The sun's surface is 12,000 and its volume 1,300,000 times that of the earth, but the mass is only 332,000 times as great and its density about one-quarter that of the earth. The force of gravity at the surface of the sun is twenty-seven times greater than that at the surface of the earth. The sun rotates on its axis once in 25.3 days at the equator, but the time is longer at the higher latitudes, from which fact it is presumed that the sun is not solid, at least as to its surface.

THE EARTH AND THE MOON.

Earth—The equatorial diameter of the earth is

7,926.5 miles and the polar diameter 7,899.5 miles; equatorial circumference, 25,000. The linear velocity of the rotation of the earth on its axis at the equator is 24,840 miles a day, or 1,440 feet a second; its velocity in its orbit around the sun is approximately nineteen miles per second, the length of the orbit being about 560,000,000 miles. The superficial area of the earth according to Encke, the astronomer, is 197,108,580 square miles, of which two-thirds is water and one-third land. The planetary mass is about 256,000,000 cubic miles.

Moon—The moon has a diameter of 2,162 miles, a circumference of about 6,800 miles and a surface area of 14,685,000 square miles. Her mean distance from the earth is 238,840 miles. The volume of the moon is about 1/40th that of the earth and the density about 3-2-5 that of water. The time from new moon to new moon is 29 days 12 hours 44.05 minutes. The moon has no atmosphere and no water and is a dead world.

VELOCITY OF LIGHT.

Light travels at the rate of 186,300 miles per second. It requires 8 minutes and 8 seconds for light to come from the sun to the earth.

ECLIPSES IN 1912.

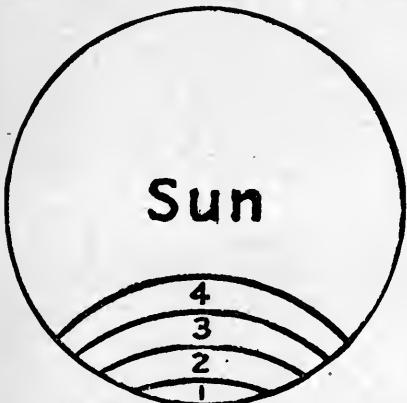
There will be four eclipses in 1912, two of the sun and two of the moon, as follows:

I. Partial of the moon April 1, invisible in the United States; visible quite generally in Europe, Africa, part of Asia and South America. This eclipse will recur April 12, 1930, which will be its last return.

II. Central and total of the sun April 17. The partial phase will be visible in eastern United States. The sun will rise more or less eclipsed

after the first small one on one limb, then follows, at intervals of eighteen years eleven days, the other partial, total and partial again, to the last small one on the opposite limb from the one where the series started, covering a period of over 1,000 years.

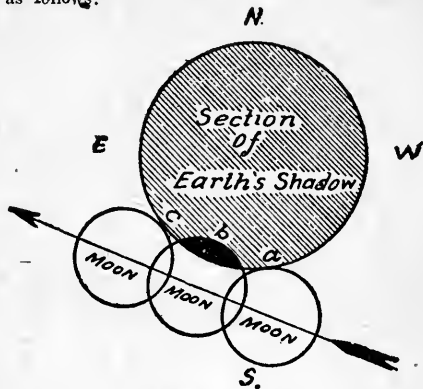
III. Partial of the moon Sept. 26. In eastern United States the moon will be setting as the eclipse begins and hence invisible there. Visible as follows:



The figure shows 1, 2, 3 and 4 digits cut off from the sun's southern limb.

throughout most of the southern, middle and eastern states. Invisible west of a line from near Pensacola, Fla., through Memphis, Tenn., to Winipeg. East of a line from near Sag Harbor through Albany to Clayton, N. Y., the eclipse will be wholly visible, but very small and on the southern limb of the sun. Throughout New England the eclipse will begin a few minutes after sunrise and end about 7 a. m. At Chicago the eclipse will be decreasing at sunrise and will end at 5:45 a. m. Only about two digits will be eclipsed in the great lakes region and that on the southern limb of the sun, as shown in the figure annexed. In the southeastern states about four digits will be eclipsed.

The last preceding eclipse of the series to which this one belongs was April 5, 1894, and the next succeeding one will be April 27, 1930, when it will be total and visible in the United States. An eclipse of the sun recurs sixty or seventy times



	Central time.	Mountain time.	Pacific time.
	H. M.	H. M.	H. M.
Begins at a.....	5:03 a. m.	4:03 a. m.	3:03 a. m.
Middle at b.....	5:45 a. m.	4:45 a. m.	3:45 a. m.
Ends at c.....	6:26 a. m.	5:26 a. m.	4:26 a. m.

Size of the eclipse 1.46 digits, as shown in the annexed figure, where the arrow shows the course of the moon through the southern portion of the great dark shadow of the earth from west to east. One more eclipse of this series, only, remains, Oct. 6, 1930. This series began 847 years ago, since which time it has recurred forty-seven times.

IV. Total of the sun Oct. 10. Visible in the southeastern portion of the United States as a very small eclipse on the sun's southern limb. In the gulf states the sun will rise with the eclipse on. Throughout most of North and South Carolina the whole of the eclipse will be visible, just after the rising of the sun, but it will be very small—only about one digit—see figure 1.

This eclipse will recur Oct. 21, 1930, when it will again be total.

FIXED AND MOVABLE FESTIVALS OR CHURCH DAYS, 1912.

New Year's day (circum.).....Jan. 1	Easter Sunday.....April 7	St. Bartholomew.....Aug. 24
Epiphany.....Jan. 6	Low Sunday.....April 14	Exaltation of Holy Cross.....Sept. 14
Conversion of St. Paul.....Jan. 25	St. George.....April 23	St. Mathew.....Sept. 21
Purification, B. V. M.....Feb. 2	St. Mark.....April 25	Michaelmas.....Sept. 29
Septuagesima Sunday.....Feb. 4	Philip and James.....May 1	St. Luke.....Oct. 18
Sextagesima Sunday.....Feb. 11	Rogation Sunday.....May 12	Simon and Jude.....Oct. 28
St. Valentine.....Feb. 14	Ascension (Holy Thursday).....May 16	Halloween.....Oct. 31
Quinquagesima Sunday.....Feb. 18	Pentecost (Whit Sunday).....May 26	All Saints.....Nov. 1
Shrove Tuesday.....Feb. 20	Memorial day.....May 30	Thanksgiving day.....Nov. 28
Ash Wed. (Lent begins).....Feb. 21	Trinity Sunday.....June 2	St. Andrew.....Nov. 30
St. Matthias.....Feb. 24	Corpus Christi.....June 6	Advent Sunday.....Dec. 1
Quadragesima Sunday.....Feb. 25	Nativity John the Baptist.....June 24	St. Thomas.....Dec. 21
St. Patrick's day.....March 17	Peter and Paul.....June 29	Christmas day.....Dec. 25
Annunciation (Lady day).....March 25	Mary Magdalen.....July 23	St. Stephen.....Dec. 26
Palm Sunday.....March 31	St. James.....July 25	St. John the Evangelist.....Dec. 27
Good Friday.....April 5	Transfiguration.....Aug. 6	St. Innocents.....Dec. 29

NUMBER OF THE STARS.

According to the best astronomers the number of stars that can be seen by a person of average eyesight is only about 7,090. The number visible

through the telescope has been estimated by J. E. Gore at 70,000,000 and by Profs. Newcomb and Young at 100,000,000.

CHART OF THE HEAVENS.



Scale of Magnitudes

1 2 3 4

EXPLANATION—The chart of the heavens shows all the bright stars and groups visible in the United States, Canada, Mexico, Cuba and Hawaii. Stars of the third magnitude are sometimes shown in order to complete a figure.

If a bright uncharted body be seen near the "ecliptic circle" it must be a planet. To locate the planets or moon, refer to the tables "position of planets" and "moon's place" in the almanac pages, find the proper signs on the chart on the "ecliptic circle" and an inspection of that part of the heavens, comparing with the chart, will serve to identify the planet and all the surrounding objects.

Because of the earth's motion from west to east (opposite to the direction of the arrow in the chart), the stars rise 4m. earlier each day or 30m. per week, or 2h. a month. The chart shows the

position at 9 p. m. Then if the position for any other hour be desired, as for 7 p. m. count back one month, or ahead one month for 11 p. m., and so on for any hour of the night.

A circle described from the zenith on the "zenith circle" for the desired latitude with a radius of 90° (see graduated meridian) will show what stars are above the horizon. Thus Capella is near the overhead (zenith) point on latitude 40° north Jan. 15, 9 p. m., as will be Algenib in the handle of the Big Dipper at 3 a. m. Then from Capella or Algenib all the surrounding visible groups can be identified. The "pointers" being 5° apart and always in sight may be used as a convenient unit of measure; also when visible the Belt of Orion, 3°, or the sides of the square of Pegasus. The observer is always supposed to stand under the overhead point and to face south and north alternately.

THE BRIGHTEST STARS.

NAME.	Constellation or group.	Magni- tude.	Right	Declina-	For	For rising
			ascension. Sidereal time. H. M.	tion. Deg. Min.	meridian passage. Mn. time. H. M.	rising Mn. time Lat. 40° H. M.
Alpheratz.....	Andromeda.....	2.1	0 04	+28 36	0 03	7 52
Caph.....	Cassiopeia.....	2.4	0 04	+58 40	0 04
Algenib.....	Pegasus.....	2.0	0 19	+14 41	0 06	6 51*
Alpha.....	Phoenix.....	3.0	0 19	+0 19	0 21	2 25*
Schedar.....	Cassiopeia.....	2.3	0 35	+56 30	0 35
Diphda.....	Cetus (whale).....	2.2	0 39	-18 39	0 38	4 53
Gamma.....	Cassiopeia.....	2.3	0 51	+50 14	0 50
Mirach.....	Andromeda.....	2.2	1 05	+35 09	1 04	8 29
Caph (Polaris).....	Ursa Minor.....	2.2	1 27	+88 50	1 24
Achernar.....	Eridanus.....	0.4	1 34	-57 41	1 34
Sheratan.....	Aries (ram).....	2.8	1 50	+20 22	1 49	7 14
Almaach.....	Andromeda.....	2.2	1 58	+41 54	1 57	9 21
Hamel.....	Aries.....	2.1	2 02	+23 03	2 01	7 26
Mira.....	Cetus.....	2.1	2 11	+3 26	2 13	5 48
Menkar.....	Cetus.....	2.6	2 58	-40 37	2 56	6 13
Algol.....	Perseus.....	2.6	3 02	+49 33	3 00	9 10
Mafak.....	Perseus.....	1.9	3 18	+49 33	3 18
Alcyone.....	Taurus (bull).....	3.1	3 42	+23 50	3 41	7 29
Aldebaran.....	Taurus.....	1.0	4 31	+16 20	4 29	6 58
Capella.....	Auriga.....	0.1	5 10	+45 55	5 09	10 14
Rigel.....	Orion.....	0.3	5 10	-8 18	5 09	5 31
El Nath.....	Taurus.....	1.8	5 21	+28 32	5 19	7 52
Mintaka.....	Orion.....	2.3	5 27	-0 22	5 26	5 59
Al Nilam.....	Orion.....	1.8	5 32	-1 15	5 30	5 56
Phet.....	Colomba (dove).....	2.7	5 36	-54 08	5 35	3 37*
Saiph.....	Orion.....	2.0	5 43	-9 42	5 42	5 26
Belgeuse.....	Orion.....	0.9	5 50	+7 24	5 49	6 26
Menkalna.....	Auriga.....	2.0	5 53	+44 56	5 51	9 53
Canopus.....	Argus.....	0.8	6 22	-52 39	6 21
Al Hena.....	Gemini (twins).....	-2.0	6 33	+16 29	6 31	6 59
Sirius.....	Canis Major.....	1.4	6 41	-16 36	6 40	5 01
Adhara.....	Canis Major.....	1.5	6 55	-28 51	6 54	4 07
Castor.....	Gemini.....	1.9	7 29	+32 05	7 27	8 11
Procyon.....	Canis Minor.....	0.5	7 35	+5 27	7 33	6 19
Pollux.....	Gemini.....	1.2	7 49	+28 15	7 38	7 50
Beta.....	Cancer (crab).....	3.8	8 12	+9 28	8 10	6 33
Alphard.....	Hydra.....	1.1	9 23	+16 16	9 21	5 31
Regulus.....	Leo (lion).....	1.3	10 04	+12 25	10 01	6 44
Eta.....	Argus.....	1.6	10 42	-59 13	10 39
Dubhe.....	Ursa Major.....	2.0	10 58	+62 14	10 56
Denebola.....	Leo.....	2.2	11 14	+15 04	11 42	6 54
Acruz.....	Southern Cross.....	0.9	12 22	-62 36	12 19
Beta.....	Corvus (crow).....	2.8	12 30	-23 54	12 27	4 35
Spica.....	Virgo (virgin).....	1.1	13 20	-10 42	13 18	5 23
Agens.....	Centaurus.....	0.7	13 57	-59 56	13 54
Arcturus.....	Bootes.....	0.2	14 12	+19 39	14 09	7 12
Bengula.....	Centaurus.....	0.2	14 33	-50 28	14 30
Alpha.....	Libra (scales).....	2.2	14 46	-15 40	14 43	5 04
Kochab.....	Ursa Minor.....	2.2	14 51	+74 31	14 48
Alpeca.....	Northern Crown.....	2.3	15 31	+27 01	15 28	7 44
Unuk.....	Serpent Bearer.....	2.7	15 40	+6 42	15 37	6 23
Antares.....	Scorpion.....	1.2	16 24	-26 14	16 20	4 20
Rutilicus.....	Hercules.....	2.8	16 26	+21 41	16 23	7 20
Etamin.....	Dragon.....	2.5	17 54	+51 30	17 51
Vega.....	Lyre.....	0.2	18 34	+38 42	18 30	8 54
Delta.....	Sagittarius.....	2.3	18 50	-26 25	18 46	4 19
Altair.....	Eagle.....	0.9	19 46	+8 38	19 43	6 30
Alpha.....	Capricorn.....	3.7	20 18	-12 49	20 09	5 55
Deneb.....	Cygnus (swan).....	2.0	20 38	+45 58	20 35	9 56
Alderamin.....	Capricorn.....	2.6	21 16	+62 13	21 12
Beta.....	Aquarius.....	2.9	21 27	-5 58	21 23	5 39
Eri.....	Pegasus.....	2.4	21 40	+9 28	21 36	6 33
Alpha.....	The Crane.....	1.9	22 33	-47 24	21 58	1 21*
Fomalhaut.....	Pisces Aust.....	1.3	22 53	-30 06	22 48	4 00
Markab.....	Pegasus.....	2.5	23 00	+14 44	22 56	6 52
Iota.....	Pisces.....	4.3	23 53	+5 09	23 31	6 17

Explanation: By the absolute scale of magnitudes stars brighter than Aldebaran and Altair are indicated by fractional or negative quantities, thus Vega 0.2 and Sirius -1.4. As the magnitudes increase the brilliancy decreases, each increase of a unit being equal to a decrease of about two and one-half in brightness.

To ascertain when any star or constellation will be on the upper meridian add the number opposite in the column "For Meridian Passage" to the figures in the following table "Sidereal Noon," taking note whether such figures be "Morn." or "Eve." if Morn. and the sun is more than 12h. the result will be Eve. of same day; if Eve. and the sun is more than 12h. the result will be Morn. of the next day. Having found the time of meridian passage, for the rising subtract and for the setting add the numbers opposite the star in the column headed "For Rising

and Setting" and observe the direction as to Morn. and Eve. given for the meridian passage. Those marked (.....) in the last column are circumpolar and do not rise or set in the latitude of New York city. Stars having an asterisk (*) in the last column are only to be seen in the far south and then when near the meridian, as the vapors of the horizon will prevent seeing them when they rise or set. To tell how high from the nearest point of the horizon a star will be at its meridian passage, subtract the star's declination from 90° and if the result is less than the latitude of the place of the observer that star will neither rise nor set, but is circumpolar, and the difference between that result and the latitude shows the star's altitude above the north point of the horizon or below the southern horizon. Or (90°-Dec.)-lat., = alt. or elevation of the star above the nearest point of

the horizon at meridian passage for stars of south. dec. Examples:

Sidereal noon, Oct. 30,	9:28 p. m.
Fomalhaut "In Merid." col.,	22:48
	32:16
Subtract,	24:00
	8:16 p. m. of the 31st,
	time of meridian passage.
Fomalhaut ris. and set. col.,	4:00
	12:16 = 0:16 a. m. of
	Nov. 1, the time of setting.

Fomalhaut dec., 20° s. 90°-30° = 60°-40° = 20°. Altitude of Fomalhaut in latitude 40° at its meridian passage. To measure celestial distances with the eye keep in mind that one-third of the distance from the zenith to the horizon is 30°. For smaller measurements use the "pointers" in the "big dipper," which are nearly 5° apart—a convenient celestial yardstick because always to be seen. In the case of a star whose dec. is such as to bring it nearer to the zenith than to a horizon at meridian passage, it will be more convenient to use its zenith distance as a means of locating it. The difference between the latitude and dec. is this zenith distance. If the dec. is greater than the latitude then such difference is to be counted northward, otherwise southward from the zenith.

PROGRESS OF THE UNITED STATES SINCE 1800.

[From table prepared by O. P. Austin of bureau of statistics, department of commerce and labor, Washington, D. C.]

	1800.	1850.	1860.	1870.	1880.	1900.	1910.
Area.....sq. miles	843,255	2,995,536	3,026,789	3,026,789	3,026,789	3,026,789	3,026,789
Population.....	5,908,483	23,191,876	31,448,321	38,558,371	50,155,783	75,994,575	107,104,515
Wealth.....dols.		7,135,780,000	16,159,616,000	30,058,518,000	42,642,000,000	88,517,306,775	102,104,211,917
Debt.....dols.	82,976,294	63,452,774	59,964,402	2,381,169,356	1,919,326,748	1,107,711,258	1,046,449,185
Money in circulation.....dols.	26,500,000	278,761,982	435,407,252	675,212,794	973,882,228	2,055,150,938	3,102,355,605
Deposits, bank, nat'l.....dols.				542,261,565	835,701,024	2,458,002,758	5,287,216,312
Deposits, savings.....dols.				549,277,584	819,103,973	2,389,719,934	4,070,456,247
Farms, value.....dols.	3,927,343,580	7,980,493,680	8,949,854,748	9,449,875,442	12,180,501,598	20,510,019,838	
Manufactures, value.....dols.	1,019,101,616	1,855,561,676	4,232,822,429	5,309,579,191	33,920,400,143	130,041,400,143	14,802,147,087
Receipts—Net ord.....dols.	10,818,749	43,592,889	56,054,000	305,959,834	333,526,501	567,240,852	675,511,715
Customs.....dols.	9,080,933	39,668,056	53,187,512	194,558,374	186,622,065	235,164,871	333,683,445
Internal revenue.....dols.	809,397			184,809,756	124,009,374	295,327,927	299,933,519
Expend'ts—Net ord.....dols.	10,813,971	40,948,383	63,130,598	236,657,065	264,947,637	487,718,792	659,705,391
War.....dols.	2,560,879	9,687,025	16,472,203	57,655,055	38,116,916	134,774,768	155,911,706
Navy.....dols.	5,448,716	7,901,725	11,514,650	21,780,230	13,596,959	65,953,078	123,173,717
Pensions.....dols.	64,131	1,866,886	1,000,802	28,340,262	56,777,174	140,877,316	160,636,416
Imports, mdse.....dols.	91,259,768	173,950,526	353,016,119	435,958,408	697,954,746	849,941,184	1,550,947,430
Exports, mdse.....dols.	70,971,780	144,757,726	336,576,067	392,771,768	855,638,658	1,394,483,062	1,744,894,720
Production of gold.....dols.		50,000,000	46,000,000	60,000,000	36,000,000	73,174,000	95,055,214
Silver.....dols.		50,000	156,800	16,434,000	34,717,000	35,741,100	30,476,896
Coal.....tons		6,266,233	13,044,680	29,496,051	63,822,830	240,789,310	411,431,611
Petroleum.....gallons			21,000,000	220,951,290	1,104,011,166	2,672,062,218	17,649,639,508
Pig Iron.....tons		563,755	821,223	1,665,179	3,855,191	13,780,242	27,208,545
Steel.....tons				68,750	1,247,355	10,188,329	223,955,021
Copper.....tons		650	7,200	12,000	27,000	270,588	487,925
Wool.....lbs.		52,516,959	60,264,913	162,000,000	282,500,000	288,636,621	321,392,750
Wheat.....bushels		100,485,944	173,104,924	235,884,700	498,540,868	522,222,550	630,443,000
Corn.....bushels		592,071,104	838,732,740	1,094,255,000	1,717,498,543	2,108,102,516	3,128,713,000
Cotton.....bales	153,509	2,454,442	4,838,469	6,805,750	6,805,750	10,245,032	11,965,932
Cane sugar.....lbs.		247,577,000	230,982,000	87,043,000	178,872,000	322,549,000	750,000,000
Railroads.....miles		9,021	30,626	62,922	93,267	198,914	424,084
Postoffices.....No.	903	18,417	28,498	28,492	42,989	76,638	69,580
Postoffice receipts.....dols.	280,504	5,469,984	8,513,067	19,772,221	33,315,479	102,354,579	224,128,637
Telegrams sent.....No.				9,157,646	29,215,509	79,096,227	175,135,405
Telephone lines.....miles					34,305	1,016,777	10,400,026
Telephones.....No.					54,319	1,580,101	8,388,649
Patents issued.....No.		993	4,778	13,333	13,947	26,499	85,890
Immigrants.....No.		369,980	150,237	387,203	457,257	448,572	1,041,570

*Continental. †Figures in 1910 column are for 1904. ‡In 1903. §Western Union only.

UNITED STATES PASSPORT REGULATIONS.

Passports are issued to citizens of the United States upon application to the state department in Washington. The application must be accompanied by an affidavit, attested by a notary public or other officer empowered to administer oaths, stating that the applicant is a citizen and giving the place of birth and age, and it must be accompanied by the certificate of one other citizen to whom he is personally known that the declaration made by the applicant is true. The application must also be accompanied by a description of the person, particularly as to age, height, complexion, forehead, eyes, nose, mouth, chin, hair and face.

Blank forms are furnished by the state department upon application. The fee for each passport is \$1. Citizens traveling abroad may also in some cases obtain passports by applying to United States ambassadors and ministers. Where any person has made a declaration of intention to become a citizen of the United States and has resided in the United States for three years a passport valid for six months may be issued to him. This passport is not renewable and does not entitle the holder to the protection of this government in the country of which he was originally a citizen.

THE CAPITOL IN WASHINGTON.

The corner stone of the original capitol building was laid by President Washington Sept. 18, 1793. The north wing was finished in 1810 and the south wing in 1811, a wooden passageway connecting them. The original designs of the structure were made by Dr. William Thornton. The two wings were burned by the British in 1814, but were immediately restored. In 1827 the original building

was completed at a cost of \$2,433,844.13. Extensions of the wings were begun in 1851 and completed in 1859. The dome, which is 287 feet 5 inches in height, was completed in 1865. The capitol stands in latitude 38 degrees 53 minutes 20.4 seconds north and longitude 77 degrees 00 minutes 35.7 seconds west from Greenwich. The area covered by the building is 153,112 square feet.

TIME AND STANDARDS OF TIME.

Various kinds of time are in use in this country:

1. **Astronomical Time or Mean Solar Time**—This is reckoned from noon through the twenty-four hours of the day and is used mainly by astronomical observatories and in official astronomical publications. It is the legal time of the Dominion of Canada, though "standard" and "mean" time are in general use there as in this country.

2. **Mean Local Time**—This is the kind that was in almost universal use prior to the introduction of standard time. This time is based upon the time when the mean sun^{*} crosses the meridian and the day begins at midnight. When divided into civil divisions—years, months, weeks, days, etc.—it is sometimes called civil time.

3. **Standard Time**—For the convenience of the railroads and business in general a standard of time was established by mutual agreement in 1883 and by this calculation trains are now run and local time is regulated. By this system the United States, extending from 65° to 125° west longitude, is divided into four time sections, each of 15° of longitude, exactly equivalent to one hour (7½° or 30m. on each side of a meridian), commencing with the 75th meridian. The first or eastern section includes all territory between the Atlantic coast and an irregular line drawn from Buffalo to Charleston, S. C. the latter city

being its southernmost point. The second or central section includes all the territory between this eastern line and another irregular line extending from Bismarck, N. D., to the mouth of the Rio Grande. The third or mountain section includes all the territory between the last-named line and nearly the western borders of Idaho, Nevada and Arizona. The fourth or Pacific section includes all the territory of the United States between the boundary of the mountain section and the Pacific coast. Inside of each of these sections standard time is uniform and the time of each section differs from that next to it by exactly one hour, as shown on the map.

*Owing to the eccentricity of the earth's orbit and the inclination of the equator to the ecliptic, the apparent motion of the sun is retarded or accelerated according to the earth's place in its orbit. Hence, to take the actual sun as a guide would necessitate years, days and their subdivisions of unequal length. Therefore an imaginary or "mean sun" was invented. The difference between apparent and mean time is called the "equation of time" and may amount to a quarter of an hour in twenty-four hours. It is the difference between the figures in "Sun at noon mark" column in calendar and twelve hours. The figures on a correct sun dial give the apparent time.

STANDARDS OF TIME.

The following is the table of times, based upon the meridians used by the United States and Canada:

NAME OF TIME.	Degrees.	Central meridian from Greenwich.	Nearest place.
Interecolonial or Atlantic.....	60	4 hours west.....	About 3¼ degrees east of Halifax, N.S.
Eastern.....	75	5 hours west.....	Between New York and Philadelphia
Central.....	90	6 hours west.....	St. Louis and New Orleans.
Mountain.....	105	7 hours west.....	Denver, Col.
Pacific.....	120	8 hours west.....	1¼ degrees east of Sacramento, Cal.
.....	135	9 hours west.....	1 degree east of Sitka, Alaska.
Tahiti.....	150	10 hours west.....	¼ degree west of the island of Tahiti.
Hawaiian.....	157½	10 hrs. 31 min. west.	Near center of Molokai.

It is obvious that to express the time of rising and setting of the sun and moon in standard time would limit the usefulness of such data to the single point or place for which it was computed, while in mean time it is practically correct for places as widely separated as the width of the

continent (see note at bottom of February calendar), and persons having obtained the mean time by the rising or setting of the sun or moon may easily ascertain the correct standard time of any event by making use of the following table and map:

STANDARD TIME TABLE.

To obtain standard time, add or subtract the figures given to local time.

City.	Standard Correction, Min.	City.	Standard Correction, Min.	City.	Standard Correction, Min.
Albany, N. Y.—Eastern.....	Sub. 5	Harrisburg, Pa.—Eastern.....	Add 7	Pensacola, Fla.—Central.....	Sub. 11
Austin, Texas—Central.....	Add 31	Houston, Tex.—Central.....	Add 21	Philadelphia, Pa.—East.....	Add 1
Des Moines, Md.—Eastern.....	Add 6	Intersville, Ala.—Cent.....	Sub. 12	Pittsburg, Pa.—Eastern.....	Add 2
Baton Rouge, La.—Cent.....	Add 4	Indianapolis, Ind.—Cent.....	Sub. 16	Portland, Me.—Eastern.....	Sub. 19
Bismarck, N. D.—Cent.....	Add 43	Jackson, Miss.—Central.....	Add 1	Providence, R. I.—East.....	Sub. 14
Boston, Mass.—Eastern.....	Sub. 16	Jacksonville, Fla.—Cent.....	Sub. 33	Queincy, Ill.—Central.....	Add 6
Buffalo, N. Y.—Eastern.....	Add 16	Janesville, Wis.—Cent.....	Sub. 4	Raleigh, N. C.—Eastern.....	Add 15
Burlington, Iowa—Cent.....	Add 5	Jefferson City, Mo.—Cent.....	Add 9	Richmond, Va.—Eastern.....	Add 10
Calro, Ill.—Central.....	Sub. 3	Kansas City, Mo.—Cent.....	Add 19	Rochester, N. Y.—East.....	Add 11
Charleston, S. C.—East.....	Add 20	Keokuk, Iowa—Central.....	Add 6	Rock Island, Ill.—Cent.....	Add 3
Chicago, Ill.—Central.....	Sub. 10	Knoxville, Tenn.—Cent.....	Sub. 24	S. Francisco, Cal.—Pac.....	Add 8
Cincinnati, O.—Central.....	Sub. 22	LaCrosse, Wis.—Central.....	Add 5	Santa Fe, N. M.—Mountain.....	Add 4
Cleveland, O.—Central.....	Sub. 33	Lawrence, Kas.—Central.....	Add 21	Savannah, Ga.—Central.....	Sub. 36
Columbia, S. C.—Eastern.....	Add 24	Lexington, Ky.—Central.....	Sub. 23	Shreveport, La.—Central.....	Add 15
Columbus, O.—Central.....	Sub. 28	Little Rock, Ark.—Cent.....	Add 9	Springfield, Ill.—Central.....	Sub. 2
Dayton, O.—Central.....	Sub. 23	Louisville, Ky.—Central.....	Sub. 13	St. Joseph, Mo.—Cent.....	Add 19
Denver, Col.—Mountain.....	Add 0	Lynchburg, Va.—Eastern.....	Add 17	St. Louis, Mo.—Central.....	Add 1
Des Moines, Ia.—Central.....	Add 14	Memphis, Tenn.—Cent.....	Sub. 0	St. Paul, Minn.—Cent.....	Add 12
Detroit, Mich.—Central.....	Sub. 28	Milwaukee, Wis.—Cent.....	Sub. 8	Superior City, Wis.—Cent.....	Add 8
Dubuque, Iowa—Central.....	Add 3	Mobile, Ala.—Central.....	Sub. 9	Syracuse, N. Y.—East.....	Add 5
Duluth, Minn.—Central.....	Add 9	Montgomery, Ala.—Cent.....	Sub. 15	Toledo, O.—Central.....	Sub. 26
Erie, Pa.—Central.....	Sub. 39	Nashville, Tenn.—Cent.....	Sub. 13	Trenton, N. J.—Eastern.....	Sub. 1
Evansville, Ind.—Central.....	Sub. 10	N. Haven, Conn.—East.....	Sub. 8	Utica, N. Y.—Eastern.....	Add 1
Ft. Gibson, Ch. N.—Cent.....	Add 21	New Orleans, La.—Cent.....	Add 0	Washington, D. C.—East.....	Add 8
Fort Smith, Ark.—Cent.....	Add 19	New York, N. Y.—East.....	Sub. 4	Wheeling, W. Va.—East.....	Add 23
Fort Wayne, Ind.—Cent.....	Sub. 20	Norfolk, Va.—Eastern.....	Add 5	Wilmington, Del.—East.....	Add 2
Galena, Ill.—Central.....	Add 2	Ogdensburg, N. Y.—East.....	Add 2	Wilmington, N. C.—East.....	Add 13
Galveston, Tex.—Central.....	Add 19	Omaha, Neb.—Central.....	Add 24	Yankton, S. D.—Central.....	Add 29
Gr. Haven, Mich.—Cent.....	Sub. 15				



All the calculations in The Daily News Almanac and Year-Book are based upon mean or clock time unless otherwise stated. The sun's rising and setting are for the upper limb corrected for parallax and refraction. In the case of the moon no correction is needed, as in the sun, for "parallax and refraction"; with her they are of an opposite nature and just balance each other. The figures given, therefore, are for the moon's center on a true horizon such as the ocean affords.

The calculations in each of the geographical divisions of each calendar page will apply with sufficient accuracy to all places in the contiguous

North American zones indicated by the headings of the divisions.

The heavy dotted lines show the arbitrary (standard) divisions of time in the United States. The plus and minus marks on either side of the meridian lines show whether it is necessary to add to or subtract from the mean time of points east or west of these lines to arrive at actual standard time. Example: Chicago is $2\frac{1}{2}^{\circ}$ east of the 90th meridian, therefore Chicago local time $- 2\frac{1}{2} \times 4 = 10$ to be subtracted from mean time to = standard time, and for Boston standard (eastern) time, 16m. must be subtracted from mean time.

FOREIGN STANDARDS OF TIME.

	Central meridian.	Fast or slow on Greenwich.		Central meridian.	Fast or slow on Greenwich.
	Degrees.	H.M.S.		Degrees.	H. M.
Japan.....	135 east	9 00 00 fast	West Australia.....	120 east	8 00 fast
Spain*.....	0	0 00 00	South Australia.....	142½ east	9 30 fast
Argentina.....	64 west	51 38.8 slow	New Zealand.....	172½ east	11 30 fast
Ecuador.....	81 west	5 24 15 slow	Victoria.....		
Natal.....	30 east	2 00 00 fast	New South Wales.....		
Cape Colony.....	22½ east	1 30 00 fast	Queensland.....	150 east	10 00 fast
Mid-Europe.....	15 east	1 00 00 fast	Tasmania.....		
Egypt.....	30 east	2 00 00 fast	Eastern Europe.....	30 east	2 00 fast

*In Spain the hours are counted from 0 to 24, avoiding the use of a. m. and p. m.

CALENDAR FOR 1913.

	S	M	T	W	T	F	S		S	M	T	W	T	F	S		S	M	T	W	T	F	S									
JAN...	1	2	3	4	11	APRIL	..	1	2	3	4	5		JULY..	..	1	2	3	4	5		OCT....	..	1	2	3	4			
5	6	7	8	9	10	11		6	7	8	9	10	11	12		6	7	8	9	10	11	12	13	14	15	16	17	18				
12	13	14	15	16	17	18		13	14	15	16	17	18	19		13	14	15	16	17	18	19	20	21	22	23	24	25				
19	20	21	22	23	24	25		20	21	22	23	24	25	26		20	21	22	23	24	25	26	27	28	29	30	31					
26	27	28	29	30	31	..		27	28	29	30	31		27	28	29	30	31				
FEB..	1		MAY...	..	1	2	3	4	5		AUG...	1	2		NOV....	1		
2	3	4	5	6	7	8		4	5	6	7	8	9	10		3	4	5	6	7	8	9		2	3	4	5	6	7			
9	10	11	12	13	14	15		11	12	13	14	15	16	17		10	11	12	13	14	15	16		9	10	11	12	13	14			
16	17	18	19	20	21	22		18	19	20	21	22	23	24		17	18	19	20	21	22	23		16	17	18	19	20	21			
23	24	25	26	27	28	..		25	26	27	28	29	30	31		24	25	26	27	28	29	30		23	24	25	26	27	28			
MAR...	1		JUNE...		SEPT..	..	1	2	3	4	5	6		DEC....	..	1	2	3	4	5	6
2	3	4	5	6	7	8		1	2	3	4	5	6	7		7	8	9	10	11	12	13		7	8	9	10	11	12			
9	10	11	12	13	14	15		8	9	10	11	12	13	14		14	15	16	17	18	19	20	21		14	15	16	17	18	19		
16	17	18	19	20	21	22		15	16	17	18	19	20	21		21	22	23	24	25	26	27	28		21	22	23	24	25	26		
23	24	25	26	27	28	29		22	23	24	25	26	27	28		28	29	30		28	29	30	31		
30	31		29	30		29	30	31		

SUPREME COURT DECISION IN STANDARD OIL CASE.

SUMMARY OF PROCEEDINGS.

Suit begun in St. Louis, Mo., Nov. 15, 1906.

Circuit court of United States decides that the Standard Oil Company of New Jersey is an illegal combination, Nov. 20, 1909.

Decision of Circuit court sustained by United States Supreme court May 15, 1911.

Nov. 15, 1906, the attorney-general of the United States began proceedings against the Standard Oil Company of New Jersey under the Sherman anti-trust act by filing in the United States Circuit court in St. Louis a petition in equity against the company and its twenty constituent corporations and partnerships and seven individual persons asking that the combination be declared unlawful and in restraint of interstate trade. Frank B. Kellogg of St. Paul was appointed special prosecutor, assisted by Charles B. Morrison of Chicago, Frank H. Poole and J. H. Graves of the department of justice, W. H. Higgins of Minneapolis and C. A. Severance of St. Paul. The defense was led by John G. Milburn of New York. The decision in the case was announced in St. Louis and St. Paul Nov. 20, 1909, the government winning a complete victory. In an opinion written by Judge Walter H. Sarnborn of St. Paul and concurred in by Judges Vandeventer, Hook and Adams, with a special concurring opinion by Judge Hook, the United States Circuit court for the eastern district of Missouri declared the Standard Oil Company of New Jersey an illegal combination, operating in restraint of trade, and ordered its dissolution within thirty days. The decree, unless suspended by an appeal to the United States Supreme court, was to be followed by an injunction restraining the company from further continuance of its business under its existing formation.

The defendant company carried the case to the Supreme court of the United States, which, in an elaborate decision rendered May 15, 1911, sustained the decree of the lower court except as to the time of its execution, which was extended to six months. The court further held that in view of the possible injury which might result to the public through the cessation of interstate commerce in the products of the corporation pending dissolution that portion of the decree should not stand.

In effect the decision of the Supreme court, as announced by Mr. Chief Justice White, was that the Standard Oil Company of New Jersey and its nineteen subsidiary companies formed a combination in restraint of trade in violation of the Sherman anti-trust law. The dissolution of the combination was therefore ordered to take place within six months.

Following is the complete official text of the decision:

SUPREME COURT OF THE UNITED STATES.
No. 398—October term, 1910.

The Standard Oil Company of New Jersey et al., appellants, vs. the United States.

Appeal from the Circuit court of the United States for the eastern district of Missouri.

[May 15, 1911.]

Mr. Chief Justice White delivered the opinion of the court:

The Standard Oil Company of New Jersey and thirty-three other corporations, John D. Rockefeller, William Rockefeller and five other individual defendants prosecute this appeal to reverse a decree of the court below. Such decree was entered upon a bill filed by the United States under authority of section 4 of the act of July 2, 1890, known as the antitrust act, and had for its object the enforcement of the provisions of that act. The record is inordinately voluminous, consisting of twenty-three volumes of printed matter, aggregating about 12,000 pages, containing a vast amount of confusing and conflicting testimony relating to innumerable, complex and varied business transactions extending over a period of nearly forty years. In an effort to pave the way to reach the subjects which we are called upon to consider, we propose at the outset, following the order of the bill, to give the merest possible outline of its contents, to summarize the answer, to indicate the course of

the trial and point out briefly the decision below rendered.

The bill and exhibits, covering 170 pages of the printed record, was filed on Nov. 15, 1906. Corporations known as Standard Oil Company of New Jersey, Standard Oil Company of California, Standard Oil Company of Indiana, Standard Oil Company of Iowa, Standard Oil Company of Kansas, Standard Oil Company of Kentucky, Standard Oil Company of Nebraska, Standard Oil Company of New York, Standard Oil Company of Ohio and sixty-two other corporations and partnerships, as also seven individuals, were named as defendants. The bill was divided into thirty numbered sections and sought relief upon the theory that the various defendants were engaged in conspiring "to restrain the trade and commerce in petroleum, commonly called 'crude oil,' in refined oil and in the other products of petroleum, among the several states and territories of the United States and the District of Columbia and with foreign nations, and to monopolize the said commerce." The conspiracy was alleged to have been formed in or about the year 1870 by three of the individual defendants, viz., John D. Rockefeller, William Rockefeller and Henry M. Flagler. The detailed averments concerning the alleged conspiracy were arranged with reference to three periods; the first from 1870 to 1882, the second from 1882 to 1899 and the third from 1899 to the time of the filing of the bill.

The general charge concerning the period from 1870 to 1882 was as follows:

"That during said first period the said individual defendants, in connection with the Standard Oil Company of Ohio, purchased and obtained interests through stock ownership and otherwise in, and entered into agreements with, various persons, firms, corporations and limited partnerships engaged in purchasing, shipping, refining and selling petroleum and its products among the various states for the purpose of fixing the price of crude and refined oil and the products thereof, limiting the production thereof and controlling the transportation therein, and thereby restraining trade and commerce among the several states and monopolizing the said commerce."

To establish this charge it was averred that John D. and William Rockefeller and several other named individuals, who, prior to 1870, composed three separate partnerships engaged in the business of refining crude oil and shipping its products in interstate commerce, organized in the year 1870 a corporation known as the Standard Oil Company of Ohio, and transferred to that company the business of the said partnerships, the members thereof becoming, in proportion to their prior ownership, stockholders in the corporation. It was averred that the other individual defendants soon afterward became participants in the illegal combination and either transferred property to the corporation or to individuals to be held for the benefit of all parties in interest in proportion to their respective interests in the combination; that is, in proportion to their stock ownership in the Standard Oil Company of Ohio. By the means thus stated, it was charged that by the year 1872 the combination had acquired substantially all but three or four of the thirty-five or forty oil refineries located in Cleveland, O. By reason of the power thus obtained and in further execution of the intent and purpose to restrain trade and to monopolize the commerce, interstate as well as intrastate, in petroleum and its products, the bill alleged that the combination and its members obtained large preferential rates and rebates in many and diverse ways over their competitors from various railroad companies, and that by means of the advantage thus obtained many, if not virtually all, competitors were forced either to become members of the combination or were driven out of business; and thus, it was alleged, during the period in question the following results were brought about: (a) That the combination, in addition to the refineries in Cleveland, which it had acquired as previously stated and which it had either dismantled to limit production or continued to operate, also from time to time acquired a large number of refineries of crude petroleum situated in New York, Pennsyl-

vania, Ohio and elsewhere. The properties thus acquired, like those previously obtained, although belonging to and being held for the benefit of the combination, were ostensibly divergently controlled, some of them being put in the name of the Standard Oil Company of Ohio, some in the name of corporations or limited partnerships affiliated therewith, or some being left in the name of the original owners, who had become stockholders in the Standard Oil Company of Ohio, and thus members of the alleged illegal combination.

(b) That the combination had obtained control of the pipe lines available for transporting oil from the oil fields to the refineries in Cleveland, Pittsburgh, Titusville, Philadelphia, New York and New Jersey. (c) That the combination during the period named had obtained a complete mastery over the oil industry, controlling 90 per cent of the business of producing, shipping, refining and selling petroleum and its products, and thus was able to fix the price of crude and refined petroleum and to restrain and monopolize all interstate commerce in those products.

The averments bearing upon the second period (1882 to 1899) had relation to the claim:

"That during the said second period of conspiracy the defendants entered into a contract and trust agreement, by which various independent firms, corporations, limited partnerships and individuals engaged in purchasing, transporting, refining, shipping and selling oil and the products thereof among the various states turned over the management of their said business, corporations and limited partnerships to nine trustees, composed chiefly of certain individuals defendant herein, which said trust agreement was in restraint of trade and commerce and in violation of law, as hereinafter more particularly alleged."

The trust agreement thus referred to was set out in the bill. It was made in January, 1882. By its terms the stock of forty corporations, including the Standard Oil Company of Ohio, and a large quantity of various properties which had been previously acquired by the alleged combination and which was held in diverse forms, as we have previously indicated, for the benefit of the members of the combination, was vested in the trustees and their successors, "to be held for all parties in interest jointly." In the body of the trust agreement was contained a list of the various individuals and corporations and lim-

*First. All the stockholders and members of the following corporations and limited partnerships, to wit: Acme Oil company, New York; Acme Oil company, Pennsylvania; Atlantic Refining Company of Philadelphia; Bush & Co. (Ltd.); Camden Consolidated Oil company; Elizabethport acid works; Imperial Refining company (Ltd.); Charles Pratt & Co.; Paine, Albiet & Co.; Standard Oil Company, Ohio; Standard Oil company, Pittsburgh; Smiths Ferry Oil Transportation company; Solar Oil company (Ltd.); Stone & Fleming Manufacturing company (Ltd.). Also all the stockholders and members of such other corporations and limited partnerships as may hereafter join in this agreement at the request of the trustees herein provided for.

Second. The following individuals, to wit: W. C. Andrews, John D. Archbold, Lide K. Arter, J. A. Bostwick, Benjamin Brewster, D. Bushnell, Thomas C. Bushnell, J. N. Camden, Henry L. Davis, H. M. Flagler, Mrs. H. M. Flagler, John Huntington, H. A. Hutchins, Charles F. G. Heye, A. B. Jennings, Charles Lockhart, A. M. McGregor, William H. Macy, William H. Macy, Jr., estate of Josiah Macy, William H. Macy, Jr., executor; O. H. Payne, A. J. Pouch, John D. Rockefeller, William Rockefeller, Henry H. Rogers, W. P. Thompson, J. J. Vandergrift, William T. Wardell, W. G. Warden, Joseph L. Warden, T. Warden, Frew & Co., Louise C. Wheaton, H. M. Hanna and George W. Chapin, D. M. Harkness, D. M. Harkness, trustee; V. Harkness, O. H. Payne, trustee; Charles Pratt, Horace C. Pratt, O. M. Pratt, Julia H. York, George H. Vilas, M. R. Keith, trustees; George F. Chester. Also all such individuals as may hereafter join in the

ited partnerships whose stockholders and members, or a portion thereof, became parties to the agreement. This list is in the margin.*

The agreement made provision for the method of controlling and managing the property by the trustees, for the formation of additional manufacturing, etc., corporations in various states, and the trust, unless terminated by a mode specified, was to continue "during the lives of the survivors and survivor of the trustees named in the agreement and for twenty-one years thereafter." The agreement provided for the issue of Standard Oil trust certificates to represent the interest arising under the trust in the properties affected by the trust, which, of course, in view of the provisions of the agreement and the subject to which it related, caused the interest in the certificates to be coincident with and the exact representative of the interest in the combination, that is, in the Standard Oil Company of Ohio. Soon afterward it was alleged the trustees organized the Standard Oil Company of New Jersey and the Standard Oil Company of New York, the former having a capital stock of \$3,000,000 and the latter a capital stock of \$5,000,000, subsequently increased to \$10,000,000 and \$15,000,000, respectively. The bill alleged "that pursuant to said trust agreement the said trustees caused to be transferred to themselves the stocks of all corporations and limited partnerships named in said trust agreement, and caused various of the individuals and copartnerships, who owned apparently independent refineries and other properties employed in the business of refining and transporting and selling oil in and among said various states and territories of the United States as aforesaid, to transfer their property situated in said several states to the respective Standard Oil companies of said states of New York, New Jersey, Pennsylvania and Ohio and other corporations organized or acquired by said trustees from time to time * * *." For the stocks and property so acquired the trustees issued trust certificates. It was alleged that in 1888 the trustees "unlawfully controlled the stock and ownership of various corporations and limited partnerships engaged in such purchase and transportation, refining, selling and shipping of oil," as per a list which is excerpted in the margin.†

The bill charged that during the second period quo warranto proceedings were commenced against the Standard Oil Company of Ohio, which resulted

agreement at the request of the trustees herein provided for.

Third. A portion of the stockholders and members of the following corporations and limited partnerships, to wit: American Lubricating Oil company, Baltimore United Oil company, Beacon Oil company, Bush & Denslow Manufacturing company, Central Refining company of Pittsburgh, Chesebrough Manufacturing company, Chess Carley company Consolidated Tank Lin. company, Inland Oil company, Keystone Refining company, Maverick Oil company, National Transit company, Portland Kerosene Oil company, Producers' Consolidated Land & Petroleum company, Signal oil works (Ltd.), Thompson & Bedford company (Ltd.), Devco Manufacturing company, Eclipse Lubricating Oil company (Ltd.), Empire Refining company (Ltd.), Franklin Pipe company (Ltd.), Galena oil works (Ltd.), Galena Farm Oil company (Ltd.), Germania Mining company, Vacuum Oil company, H. C. Van Tine & Co. (Ltd.), Waters-Pierce Oil company. Also stockholders and members (not being all thereof) of other corporations and limited partnerships who may hereafter join in this agreement at the request of the trustees herein provided for.

†List of corporations the stocks of which were wholly or partially held by the trustees of Standard Oil trust:

	Capital stock.	Standard Oil trust ownership.
New York state:		
Acme Oil company, mfrs. of petroleum products.....	\$300,000	Entire
Atlas Refining company, mfrs. of petroleum products.....	200,000	Entire
American Wick Manufacturing company, mfrs. of lamp wicks	25,000	Entire

In the entry by the Supreme court of Ohio, on March 2, 1892, of a decree adjudging the trust agreement to be void, not only because the Standard Oil Company of Ohio was a party to the same, but also because the agreement in and of itself was in restraint of trade and amounted to the creation of an unlawful monopoly. It was alleged that shortly after this decision, seemingly for the purpose of complying therewith, voluntary proceedings were had apparently to dissolve the trust, but that these proceedings were a subterfuge and a sham because they simply amounted to a transfer of the stock held by the trust in sixty-four of the companies which it controlled to some of the remaining twenty companies, it having controlled before the decree eighty-four in all, thereby, while seemingly in part giving up its dominion, yet in reality preserving the same by means of the control of the companies as to which it had retained complete authority. It was charged that especially was this the case, as the stock in the companies selected for transfer was virtually owned by the nine trustees or the members of their immediate families or associates. The bill further alleged that in 1897 the attorney-general of Ohio instituted contempt proceedings in the quo warranto case based upon the claim that the trust had not been dissolved as required by the decree in that case. About the same time also proceedings in quo warranto were commenced to forfeit the charter of a pipe line known as the Buckeye Pipe Line company, an Ohio corporation, whose stock, it was alleged, was owned by the members of the combination, on the ground of its connection with the trust which had been held to be illegal.

The result of these proceedings, the bill charged, caused a resort to the alleged wrongful acts asserted to have been committed during the third period, as follows:

"That during the third period of said conspiracy

and its pursuance thereof the said individual defendants operated through the Standard Oil Company of New Jersey, as a holding corporation, which corporation obtained and acquired the majority of the stocks of the various corporations engaged in purchasing, transporting, refining, shipping and selling oil lito and among the various states and territories of the United States and the District of Columbia and with foreign nations, and thereby managed and controlled the same, in violation of the laws of the United States, as hereinafter more particularly alleged."

It was alleged that in or about the month of January, 1899, the individual defendants caused the charter of the Standard Oil Company of New Jersey to be amended:

"So that the business and objects of said company were stated as follows, to wit: 'To do all kinds of mining, manufacturing and trading business; transporting goods and merchandise by land or water in any manner; to buy, sell, lease and improve land; build houses, structures, vessels, cars, wharves, docks and piers; to lay and operate pipe lines; to erect lines for conducting electricity; to enter into and carry out contracts of every kind pertaining to its business; to acquire, use, sell and grant licenses under patent rights; to purchase or otherwise acquire, hold, sell, assign and transfer shares of capital stock and bonds or other evidences of indebtedness of corporations and to exercise all the privileges of ownership, including voting upon the stock so held; to carry on its business and have offices and agencies therefor in all parts of the world, and to hold, purchase, mortgage and convey real estate and personal property outside the state of New Jersey.'

The capital stock of the company—which since March 19, 1892, had been \$10,000,000—was increased to \$110,000,000, and the individual defendants, as theretofore, continued to be a majority of the board of directors.

	Capital stock.	Standard Oil trust ownership.
Bush & Denslow Mfg. company, mfrs. of petroleum products..	300,000	50%
Chesbrough Manufacturing company, mfrs. of petroleum.....	500,000	2,661-5,000
Central Refining company (Ltd.), mfrs. of petroleum products..	200,000	1-67.2%
Devoe Manufacturing company, packers, mfrs. of petroleum..	300,000	Entire
Empire Refining company (Ltd.), mfrs. of petroleum products.....	100,000	80%
Oswego Manufacturing company, mfrs. of wood cases.....	100,000	Entire
Pratt Manufacturing company, mfrs. of petroleum products..	500,000	Entire
Standard Oil Company of New York, mfrs. of petroleum prod.	5,000,000	Entire
Stone & Fleming Mfg. Co. (Ltd.), mfrs. of petroleum products..	250,000	Entire
Thompson & Bedford Co. (Ltd.), mfrs. of petroleum products..	250,000	80%
Vacuum Oil company, mfrs. of petroleum products.....	25,000	75%
New Jersey:		
Eagle Oil company, mfrs. of petroleum products.....	350,000	Entire
McKilgan Oil company, jobbers of petroleum products.....	75,000	Entire
Standard Oil Company of New Jersey, mfrs. petroleum prod.	3,000,000	Entire
Pennsylvania:		
Acme Oil company, mfrs. of petroleum products.....	300,000	Entire
Atlantic Refining company, mfrs. of petroleum products.....	400,000	Entire
Galena oil works (Ltd.), mfrs. of petroleum products.....	150,000	86 1/4%
Imperial Refining company, (Ltd.), mfrs. of petroleum products.....	300,000	Entire
Producers' Consolidated Land & Petroleum company, producers of crude oil.....	1,000,000	87 1/2%
National Transit company, transporters of crude oil.....	25,455,200	94%

	Capital stock.	Standard Oil trust ownership.
Standard Oil company, mfrs. of petroleum products.....	400,000	Entire
Signal oil works (Ltd.), mfrs. of petroleum products.....	100,000	38 3/4%
Ohio:		
Consolidated Tank Line company, jobbers petroleum prod.	1,000,000	57%
Inland Oil company, jobbers of petroleum products.....	50,000	50%
Standard Oil company, mfrs. of petroleum products.....	3,500,000	Entire
Solar Refining company, mfrs. of petroleum products.....	500,000	Entire
Kentucky:		
Standard Oil company, jobbers of petroleum products.....	600,000	Entire
Maryland:		
Baltimore United Oil company, mfrs. of petroleum products..	600,000	5,059-6,000
West Virginia:		
Camden Consolidated Oil company, mfrs. of petroleum prod.	200,000	51%
Minnesota:		
Standard Oil company, jobbers of petroleum products.....	100,000	Entire
Missouri:		
Waters-Pierce Oil company, jobbers of petroleum products....	400,000	50%
Massachusetts:		
Beacon Oil company, jobbers of petroleum products.....	100,000	Entire
Maverick Oil company, jobbers of petroleum products.....	100,000	Entire
Maine:		
Portland Kerosene Oil company, jobbers of petroleum products	200,000	Entire
Iowa:		
Standard Oil company, jobbers of petroleum products.....	600,000	60%
Continental Oil company, jobbers of petroleum products....	300,000	62 1/2%

Without going into detail it suffices to say that it was alleged in the bill that shortly after these proceedings the trust came to an end, the stock of the various corporations which had been controlled by it being transferred by its holders to the Standard Oil Company of New Jersey, which corporation issued therefor certificates of its common stock to the amount of \$97,250,000. The bill contained allegations referring to the development of new oil fields, for example, in California, southeastern Kansas, northern Indian Territory and northern Oklahoma and made reference to the building or otherwise acquiring by the combination of refineries and pipe lines in the new fields for the purpose of restraining and monopolizing the interstate trade in petroleum and its products.

Reiterating in substance the averments that both the Standard Oil trust from 1852 to 1899 and the Standard Oil Company of New Jersey since 1899 had monopolized and restrained interstate commerce in petroleum and its products, the bill at great length additionally sets forth various means by which during the second and third periods, in addition to the effect occasioned by the combination of alleged previously independent concerns, the monopoly and restraint complained of was continued. Without attempting to follow the elaborate averments on these subjects, spread over fifty-seven pages of the printed record, it suffices to say that such averments may properly be grouped under the following heads: Rebates, preferences and other discriminatory practices in favor of the combination by railroad companies; restraint and monopolization by control of pipe lines and unfair practices against competing pipe lines; contracts with competitors in restraint of trade; unfair methods of competition, such as local price cutting at the points where necessary to suppress competition; espionage of the business of competitors, the operation of bogus independent companies and payment of rebates on oil, with the like intent; the division of the United States into districts and the limiting of the operations of the various subsidiary corporations as to such districts so that competition in the sale of petroleum products between such corporations had been entirely eliminated and destroyed, and finally reference was made to what was alleged to be the "enormous and unreasonable profits" earned by the Standard Oil trust and the Standard Oil company as a result of the alleged monopoly, which presumably was averred as a means of reflexly inferring the scope and power acquired by the alleged combination.

Coming to the prayer of the bill, it suffices to say that in general terms the substantial relief asked was, first, that the combination in restraint of interstate trade and commerce and which had monopolized the same, as alleged in the bill, be found to have existence and that the parties thereto be perpetually enjoined from doing any further act to give effect to it; second, that the transfer of the stocks of the various corporations to the Standard Oil Company of New Jersey, as alleged in the bill, be held to be in violation of the first and second sections of the antitrust act, and that the Standard Oil Company of New Jersey be enjoined and restrained from in any manner continuing to exert control over the subsidiary corporations by means of ownership of said stock or otherwise; third, that specific relief by injunction be awarded against further violation of the statute by any of the acts specifically complained of in the bill. There was also a prayer for general relief.

Of the numerous defendants named in the bill the Waters-Pierce Oil company was the only resident of the district in which the suit was commenced and the only defendant served with process therein. Contemporaneous with the filing of the bill the court made an order, under section 5 of the antitrust act, for the service of process upon all the

other defendants wherever they could be found. Thereafter the various defendants unsuccessfully moved to vacate the order for service on nonresident defendants or filed pleas to the jurisdiction. Joint exceptions were likewise unsuccessfully filed, upon the ground of impertinence, to many of the averments of the bill of complaint, particularly those which related to acts alleged to have been done by the combination prior to the passage of the antitrust act and prior to the year 1899.

Certain of the defendants filed separate answers and a joint answer was filed on behalf of the Standard Oil Company of New Jersey and numerous of the other defendants. The scope of the answers will be adequately indicated by quoting a summary on the subject made in the brief for the appellants.

"It is sufficient to say that, whilst admitting many of the alleged acquisitions of property, the formation of the so-called trust of 1882, its dissolution in 1892 and the acquisition by the Standard Oil Company of New Jersey of the stocks of the various corporations in 1899, they deny all the allegations respecting combinations or conspiracies to restrain or monopolize the oil trade, and particularly that the so-called trust of 1882, or the acquisition of the shares of the defendant companies by the Standard Oil Company of New Jersey in 1899, was a combination of independent or competing concerns or corporations. The averments of the petitions respecting the use of means adopted to monopolize the oil trade are traversed either by a denial of the acts alleged or of their purpose, intent or effect."

On June 24, 1907, the cause being at issue, a special examiner was appointed to take the evidence and his report was filed March 22, 1909. It was heard on April 5 to 10, 1909, under the expediting act of Feb. 11, 1906, before a Circuit court consisting of four judges.

The court decided in favor of the United States. In the opinion delivered all the multitude of acts of wrongdoing charged in the bill were put aside, in so far as they were alleged to have been committed prior to the passage of the antitrust act, "except as evidence of their (the defendants') purpose, of their continuing conduct and of its effect." (173 fed. rep., 177.)

By the decree which was entered it was adjudged that the combining of the stocks of various companies in the hands of the Standard Oil Company of New Jersey in 1899 constituted a combination in restraint of trade and also an attempt to monopolize and a monopolization under section 2 of the antitrust act. The decree was against seven individual defendants, the Standard Oil Company of New Jersey, thirty-six domestic companies and one foreign company, which the Standard Oil Company of New Jersey controls by stock ownership; these thirty-eight corporate defendants being held to be parties to the combination found to exist.*

The bill was dismissed as to all other corporate defendants, thirty-three in number, it being adjudged by section 3 of the decree that they "have not been proved to be engaged in the operation or carrying out of the combination."†

The Standard Oil Company of New Jersey was enjoined from voting the stocks or exerting any control over the said thirty-seven subsidiary companies and the subsidiary companies were enjoined from paying any dividends as to the Standard company, or permitting it to exercise any control over them by virtue of the stock ownership or power acquired by means of the combination. The individuals and corporations were also enjoined from entering into or carrying into effect any like combination which would evade the decree. Further, the individual defendants, the Standard company and the thirty-seven subsidiary corporations were enjoined from engaging or continuing in interstate

*Counsel for appellants says: "Of the thirty-eight (thirty-seven) corporate defendants named in section 2 of the decree and as to which the judgment of the court applies, four have not appeared, to wit: Corsicana Refining company, Manhattan Oil company, Security Oil company, Waters-Pierce Oil company and one, the Standard Oil Company of Iowa, has been liquidated and no longer exists."

†Of the dismissed defendants sixteen were natural gas companies and ten were companies which were liquidated and ceased to exist before the filing of the petition. The other dismissed defendants, seven in number, were: Florence Oil Refining company, United Oil company, Tidewater Oil company, Tidewater Pipe company (Ltd.), Platt & Washburn Refining company, Franklin Pipe company and Pennsylvania Oil company.

commerce in petroleum or its products during the continuance of the illegal combination.

At the outset a question of jurisdiction requires consideration, and we shall also as a preliminary dispose of another question to the end that our attention may be completely concentrated upon the merits of the controversy when we come to consider them.

First. We are of opinion that in consequence of the presence within the district of the Waters-Pierce Oil company the court, under the authority of section 5 of the antitrust act, rightly took jurisdiction over the cause and properly ordered notice to be served upon the nonresident defendants.

Second. The overruling of the exceptions taken to so much of the bill as counted upon facts occurring prior to the passage of the antitrust act—whatever may be the view as an original question of the duty to restrict the controversy to a much narrower area than that propounded by the bill—we think by no possibility in the present stage of the case can the action of the court be treated as prejudicial error justifying reversal. We say this because the court, as we shall do, gave no weight to the testimony adduced under the averments complained of except in so far as it tended to throw light upon the acts done after the passage of the antitrust act and the results of which it was charged were being participated in and enjoyed by the alleged combination at the time of the filing of the bill.

We are thus brought face to face with the merits of the controversy.

Both as to the law and as to the facts the opposing contentions pressed in the argument are numerous and in all their aspects are so irreconcilable that it is difficult to reduce them to some fundamental generalization, which by being disposed of would decide them all. For instance, as to the law. While both sides agree that the determination of the controversy rests upon the correct construction and application of the first and second sections of the antitrust act, yet the views as to the meaning of the act are as wide apart as the poles, since there is no real point of agreement on any view of the act. And this also is the case as to the scope and effect of authorities relied upon, even although in some instances one and the same authority is asserted to be controlling.

So also is it as to the facts. Thus, on one hand, with relentless pertinacity and minuteness of analysis, it is insisted that the facts establish that the assailed combination took its birth in a purpose to unlawfully acquire wealth by oppressing the public and destroying the just rights of others, and that its entire career exemplifies an inexorable carrying out of such wrongful intents, since, it is asserted, the pathway of the combination from the beginning to the time of the filing of the bill is marked with constant proofs of wrong inflicted upon the public and is strewn with the wrecks resulting from crushing out, without regard to law, the individual rights of others. Indeed, so conclusive, it is urged, is the proof on these subjects that it is asserted that the existence of the principal corporate defendant—the Standard Oil Company of New Jersey—with the vast accumulation of property which it owns or controls, because of its infinite potency for harm and the dangerous example which its continued existence affords, is an open and enduring menace to all freedom of trade and is a byword and reproach to modern economic methods. On the other hand, in a powerful analysis of the facts, it is insisted that they demonstrate that the origin and development of the vast business which the defendants control was but the result of lawful competitive methods, guided by economic genius of the highest order, sustained by courage, by a keen insight into commercial situations, resulting in the acquisition of great wealth, but at the same time serving to stimulate and increase production, to widely extend the distribution of the products of petroleum at a cost largely below that which would have otherwise prevailed, thus proving to be at one and the same time a benefaction to the general public as well as of enormous advantage to individuals. It is not denied that in the enormous volume of proof contained in the record in the period of almost a lifetime, to which that proof is addressed, there may be found acts of

wrongdoing, but the insistence is that they were rather the exception than the rule and in most cases were either the result of too great individual zeal in the keen rivalries of business or of the methods and habits of dealing which, even if wrong, were commonly practiced at the time. And to discover and state the truth concerning these contentions both arguments call for the analysis and weighing, as we have said at the outset, of a jumble of conflicting testimony covering a period of forty years, a duty difficult to rightly perform and, even if satisfactorily accomplished, almost impossible to state with any reasonable regard to brevity.

Duly appreciating the situation just stated, it is certain that only one point of concord between the parties is discernible, which is, that the controversy in every aspect is controlled by a correct conception of the meaning of the first and second sections of the antitrust act. We shall therefore—departing from what otherwise would be the natural order of analysis—make this one point of harmony the initial basis of our examination of the contentions, relying upon the conception that by doing so some harmonious resonance may result adequate to dominate and control the discord with which the case abounds. That is to say, we shall first come to consider the meaning of the first and second sections of the antitrust act by the text, and after discerning what by that process appears to be its true meaning we shall proceed to consider the respective contentions of the parties concerning the act, the strength or weakness of those contentions, as well as the accuracy of the meaning of the act as deduced from the text in the light of the prior decisions of this court concerning it. When we have done this we shall then approach the facts. Following this course we shall make our investigation under four separate headings. First, the text of the first and second sections of the act originally considered and its meaning in the light of the common law and the law of this country at the time of its adoption; second, the contentions of the parties concerning the act and the scope and effect of the decisions of this court upon which they rely; third, the application of the statute to facts; and fourth, the remedy, if any, to be afforded as the result of such application.

First. The text of the act and its meaning. We quote the text of the first and second sections of the act, as follows:

"Section 1. Every contract, combination in the form of trust or otherwise, or conspiracy in restraint of trade or commerce among the several states, or with foreign nations, is hereby declared to be illegal. Every person who shall make any such contract or engage in any such combination or conspiracy, shall be deemed guilty of a misdemeanor and on conviction thereof shall be punished by fine not exceeding \$5,000 or by imprisonment not exceeding one year, or by both said punishments, in the discretion of the court.

"Sec. 2. Every person who shall monopolize or attempt to monopolize, or combine or conspire with any other person or persons to monopolize any part of the trade or commerce among the several states or with foreign nations shall be deemed guilty of a misdemeanor and on conviction thereof shall be punished by fine not exceeding \$5,000 or by imprisonment not exceeding one year, or by both said punishments, in the discretion of the court."

The debates show that doubt as to whether there was a common law of the United States which governed the subject in the absence of legislation was among the influences leading to the passage of the act. They conclusively show, however, that the main cause which led to the legislation was the thought that it was required by the economic condition of the times; that is, the vast accumulation of wealth in the hands of corporations and individuals, the enormous development of corporate organization, the facility for combination which such organizations afforded, the fact that the facility was being used and that combinations known as trusts were being multiplied, and the widespread impression that their power had been and would be exerted to oppress individuals and injure the public generally. Although debates may not be used as a means for interpreting a statute (United States vs. Trans-Missouri Freight association, 166 U. S.,

318, and cases cited) that rule in the nature of things is not violated by resorting to debates as a means of ascertaining the environment at the time of the enactment of a particular law; that is, the history of the period when it was adopted.

There can be no doubt that the sole subject with which the first section deals is restraint of trade as therein contemplated, and that the attempt to monopolize and monopolization is the subject with which the second section is concerned. It is certain that those terms, at least in their rudimentary meaning, took their origin in the common law and were also familiar in the law of this country prior to and at the time of the adoption of the act in question.

We shall endeavor then first to seek their meaning, not by indulging in an elaborate and learned analysis of the English law and of the law of this country, but by making a very brief reference to the elementary and indisputable conceptions of both the English and American law on the subject prior to the passage of the antitrust act.

(a) It is certain that at a very remote period the words contract in restraint of trade in England came to refer to some voluntary restraint put by contract by an individual on his right to carry on his trade or calling. Originally all such contracts were considered to be illegal, because it was deemed they were injurious to the public as well as to the individuals who made them. In the interest of the freedom of individuals to contract this doctrine was modified so that it was only when a restraint by contract was so general as to be co-terminus with the kingdom that it was treated as void. That is to say, if the restraint was partial in its operation and was otherwise reasonable the contract was held to be valid:

(b) Monopolies were defined by Lord Coke as follows:

"A monopoly is an institution or allowance by the king by his grant, commission or otherwise to any person or persons, bodies politic or corporate or for the sole buying, selling, making, working or using of anything whereby any person or persons, body politic or corporate are sought to be restrained of any freedom or liberty that they had before or hindered in their lawful trade. (3 Inst., 131.)"

Hawkins thus defined them:

"A monopoly is an allowance by the king to a particular person or persons of the sole buying, selling, making, working or using of anything whereby the subject in general is restrained from the freedom of manufacturing or trading which he had before. (Haw. P. C. bk. 1 c. 79.)"

The frequent granting of monopolies and the struggle which led to a denial of the power to create them, that is to say, to the establishment that they were incompatible with the English constitution, is known to all and need not be reviewed. The evils which led to the public outcry against monopolies and to the final denial of the power to make them may be thus summarily stated: (1) The power which the monopoly gave to the one who enjoyed it to fix the price and thereby injure the public; (2) the power which it engendered of enabling a limitation on production, and (3) the danger of deterioration in quality of the monopolized article which it was deemed was the inevitable resultant of the monopolistic control over its production and sale. As monopoly, as thus conceived, embraced only a consequence arising from an exertion of sovereign power, no express restrictions or prohibitions obtained against the creation by an individual of a monopoly as such. But as it was considered, at least so far as the necessities of life were concerned, that individuals by the abuse of their right to contract might be able to usurp the power arbitrarily to enhance prices, one of the wrongs arising from monopoly, it came to be that laws were passed relating to offenses such as forestalling, regrating and engrossing, by which prohibitions were placed upon the power of individuals to deal under such circumstances and conditions as, according to the conception of the times, created a presumption that the dealings were not simply the honest exertion of one's right to contract for his own benefit unaccompanied by wrongful motive to injure others, but were the consequence of a contract or course of dealing of such a character as to give rise to

the presumption of an intent to injure others through the means, for instance, of a monopolistic increase of prices. This is illustrated by the definition of engrossing found in the statute (5 and 6 Edw. VI., ch. 14) as follows:

"Whoever person or persons * * * shall engross or get into his or their hands by buying, contracting or promise-taking, other than by demise, grant or lease of land, or tithes, any corn growing in the fields, or any other corn or grain, butter, cheese, fish or other dead victual whatsoever, within the realm of England, to the intent to sell the same again shall be accepted, reputed and taken as an unlawful engrosser or engrossers."

As by the statutes providing against engrossing the quantity engrossed was not required to be the whole or a proximate part of the whole of an article, it is clear that there was a wide difference between monopoly and engrossing, etc. But as the principal wrong which was deemed would result from monopoly—that is, an enhancement of the price—was the same wrong to which it was thought the prohibited engrossment would give rise, it came to pass that monopoly and engrossing were regarded as virtually one and the same thing. In other words, the prohibited act of engrossing because of its inevitable accomplishment of one of the evils deemed to be engendered by monopoly, came to be referred to as being a monopoly or constituting an attempt to monopolize. Thus Pollexfen, in his argument in *East India company vs. Sandys* (Skin., 165, 169), said:

"By common law he said that trade is free, and for that cited 3 Inst., 81; F. B., 65; 1 Roll., 4; that the common law is as much against 'monopoly' as 'engrossing,' and that they differ only that a 'monopoly' is by patent from the king, the other is by the act of the subject between party and party, but that the mischiefs are the same from both, and there is the same law against both. (Moore, 673; 11 Rep., 84.) The sole trade of anything is 'engrossing' ex rei natura, for whosoever hath the sole trade of buying and selling hath 'engrossed' that trade; and whosoever hath the sole trade to any country hath the sole trade of buying and selling the produce of that country at his own price, which is an 'engrossing.'"

And by operation of the mental process which led to considering as a monopoly acts which although they did not constitute a monopoly were thought to produce some of its baneful effects, so also because of the impediment or burden to the due course of trade which they produced, such acts came to be referred to as in restraint of trade. This is shown by my Lord Coke's definition of monopoly as being "an institution or allowance * * * whereby any person or persons, bodies politic or corporate are sought to be restrained of any freedom or liberty that they had before or hindered in their lawful trade." It is illustrated also by the definition which Hawkins gives of monopoly wherein it is said that the effect of monopoly is to restrain the citizen "from the freedom of manufacturing or trading which he had before." And see especially the opinion of Parker, C. J., in *Mitchell vs. Reynolds* (1711. 1 P. Williams, 181), where a classification is made of monopoly which brings it generically within the description of restraint of trade.

Generalizing these considerations the situation is this: (1) That by the common law monopolies were unlawful because of their restriction upon individual freedom of contract and their injury to the public; (2) that as to necessities of life the freedom of the individual to deal was restricted where the nature and character of the dealing was such as to engender the presumption of intent to bring about at least one of the injuries which it was deemed would result from monopoly, that is an undue enhancement of price; (3) that to protect the freedom of contract of the individual not only in his own interest, but principally in the interest of the common weal, a contract of an individual by which he put an unreasonable restraint upon himself as to carrying on his trade or business was void. And that at common law the evils consequent upon engrossing, etc., caused those things to be treated as coming within monopoly and sometimes to be called monopoly and the same considerations caused monopoly, because of its operation and effect, to be brought within and spoken of gener-

ally as impeding the due course of or being in restraint of trade.

From the development of more accurate economic conceptions and the changes in conditions of society it came to be recognized that the acts prohibited by the engrossing, forestalling, etc., statutes did not have the harmful tendency which they were presumed to have when the legislation concerning them was enacted, and therefore did not justify the presumption which had previously been deduced from them, but, on the contrary, such acts tended to fructify and develop trade. See the statutes of 12 George III., chapter 71, enacted in 1772, and statute of 7 and 8 Victoria, chapter 24, enacted in 1844, repealing the prohibitions against engrossing, forestalling, etc., upon the express ground that the prohibited acts had come to be considered as favorable to the development of and not in restraint of trade. It is remarkable that nowhere at common law can there be found a prohibition against the creation of monopoly by an individual. This would seem to manifest, either consciously or intuitively, a profound conception as to the inevitable operation of economic forces and the equipoise or balance in favor of the protection of the rights of individuals which resulted. That is to say, as it was deemed that monopoly in the concrete could only arise from an act of sovereign power and such sovereign power being restrained, prohibitions as to individuals were directed, not against the creation of monopoly, but were only applied to such acts in relation to particular subjects as to which it was deemed, if not restrained, some of the consequences of monopoly might result. After all, this was but an instinctive recognition of the truisms that the course of trade could not be made free by obstructing it, and that an individual's right to trade could not be protected by destroying such right.

From the review just made it clearly results that outside of the restrictions resulting from the want of power in an individual to voluntarily and unreasonably restrain his right to carry on his trade or business and outside of the want of right to restrain the free course of trade by contracts or acts which implied a wrongful purpose, freedom to contract and to abstain from contracting and to exercise every reasonable right incident thereto became the rule in the English law. The scope and effect of this freedom to trade and contract is clearly shown by the decision in *Mogul Steamship company vs. McGregor* (1891, A. C., 25). While it is true that the decision of the house of lords in the case in question was announced shortly after the passage of the antitrust act, it serves reflexly to show the exact state of the law in England at the time the antitrust statute was enacted.

In this country also the acts from which it was deemed there resulted a part, if not all, of the injurious consequences ascribed to monopoly came to be referred to as a monopoly itself. In other words, here, as had been the case in England, practical common sense caused attention to be concentrated not upon the theoretically correct name to be given to the condition or acts which gave rise to a harmful result, but to the result itself and to the remedying of the evils which it produced. The statement just made is illustrated by an early statute of the province of Massachusetts—that is, chapter 31 of the laws of 1778-79, by which monopoly and forestalling were expressly treated as one and the same thing.

It is also true that while the principles concerning contracts in restraint of trade—that is, voluntary restraint put by a person on his right to pursue his calling, hence only operating subjectively—came generally to be recognized in accordance with the English rule; it came, moreover, to pass that contracts or acts which it was considered had a monopolistic tendency, especially those which were thought to unduly diminish competition and hence to enhance prices—in other words, to monopolize—came also in a general sense to be spoken of and treated as they had been in England, as restricting the due course of trade, and therefore as being in

restraint of trade. The dread of monopoly as an emanation of governmental power, while it passed at an early date out of mind in this country, as a result of the structure of our government, did not serve to assuage the fear as to the evil consequences which might arise from the acts of individuals producing or tending to produce the consequences of monopoly. It resulted that treating such acts as we have said as amounting to monopoly, sometimes constitutional restrictions, against legislative enactments or judicial decisions served to enforce and illustrate the purpose to prevent the occurrence of the evils recognized in the mother country as consequent upon monopoly, by providing against contracts or acts of individuals or combinations of individuals or corporations deemed to be conducive to such results. To refer to the constitutional or legislative provisions on the subject or the many judicial decisions which illustrate it would unnecessarily prolong this opinion. We append in the margin a note to treatises, etc., wherein are contained references to constitutional and statutory provisions and to numerous decisions, etc., relating to the subject.*

It will be found that as modern conditions arose the trend of legislation and judicial decision came more and more to adapt the recognized restrictions to new manifestations of conduct or of dealing which it was thought justified the inference of intent to do the wrongs which it had been the purpose to prevent from the beginning. The evolution is clearly pointed out in *National Cotton Oil company vs. Texas* (197 U. S., 115) and *Shawnee Compress company vs. Anderson* (209 U. S., 423), and, indeed, will be found to be illustrated in various aspects by the decisions of this court which have been concerned with the enforcement of the act we are now considering.

Without going into detail and but very briefly surveying the whole field, it may be, with accuracy, said that the dread of enhancement of prices and of other wrongs which it was thought would flow from the undue limitation on competitive conditions caused by contracts or other acts of individuals or corporations, led, as a matter of public policy, to the prohibition or treating as illegal all contracts or acts which were unreasonably restrictive of competitive conditions, either from the nature or character of the contract or other act or where the surrounding circumstances were such as to justify the conclusion that they had not been entered into or performed with the legitimate purpose of reasonably forwarding personal interest and developing trade, but, on the contrary, were of such a character as to give rise to the inference or presumption that they had been entered into or done with the intent to do wrong to the general public and to limit the right of individuals, thus restraining the free flow of commerce and tending to bring about the evils, such as enhancement of prices, which were considered to be against public policy. It is equally true to say that the survey of the legislation in this country on this subject from the beginning will show, depending as it did upon the economic conceptions which obtained at the time when the legislation was adopted or judicial decision was rendered, that contracts or acts were at one time deemed to be of such a character as to justify the inference of wrongful intent which were at another period thought not to be of that character. But this again, as we have seen, simply followed the line of development of the law of England.

Let us consider the language of the first and second sections, guided by the principle that where words are employed in a statute which had at the time a well known meaning at common law or in the law of this country they are presumed to have been used in that sense unless the context compels to the contrary.†

As to the first section, the words to be interpreted are "Every contract, combination in the form of trust or otherwise or conspiracy in restraint of trade or commerce * * * is hereby declared to

*Purdy's Beach on Private Corporations, vol. 2, pp. 1403 et seq., chapter on Trusts and Monopolies; Cooke on Trade and Labor Combinations, App. II., pp. 194-195; Am. and Eng. Ency. Law, 2d ed., article "Monopolies and Trusts," pp. 844 et seq.

†Swearingen vs. United States (161 U. S., 446), United States vs. Wong Kim (169 U. S., 649), Keck vs. United States (172 U. S., 446), Kepner vs. United States (195 U. S., 126).

be illegal." As there is no room for dispute that the statute was intended to formulate a rule for the regulation of interstate and foreign commerce, the question is what was the rule which it adopted?

In view of the common law and the law in this country as to restraint of trade, which we have reviewed, and the illuminating effect which that history must have under the rule to which we have referred, we think it results:

(a) That the context manifests that the statute was drawn in the light of the existing practical conception of the law of restraint of trade, because it groups as within that class, not only contracts which were in restraint of trade in the subjective sense, but all contracts or acts which theoretically were attempts to monopolize, yet which in practice had come to be considered as in restraint of trade in a broad sense.

(b) That in view of the many new forms of contracts and combinations which were being evolved from existing economic conditions, it was deemed essential by an all-embracing enumeration to make sure that no form of contract or combination by which an undue restraint of interstate or foreign commerce was brought about could save such restraint from condemnation. The statute under this view evidences the intent not to restrain the right to make and enforce contracts, whether resulting from combinations or otherwise, which did not unduly restrain interstate or foreign commerce, but to protect that commerce from being restrained by methods, whether old or new, which would constitute an interference that is an undue restraint.

(c) And as the contracts or acts embraced in the provision were not expressly defined, since the enumeration addressed itself simply to classes of acts, those classes being broad enough to embrace every conceivable contract or combination which could be made concerning trade or commerce or the subjects of such commerce and thus caused any act done by any of the enumerated methods anywhere in the whole field of human activity to be illegal if in restraint of trade, it inevitably follows that the provision necessarily called for the exercise of judgment which required that some standard should be resorted to for the purpose of determining whether the prohibitions contained in the statute had or had not in any given case been violated. Thus not specifying but indubitably contemplating and requiring a standard, it follows that it was intended that the standard of reason which had been applied at the common law and in this country in dealing with subjects of the character embraced by the statute, was intended to be the measure used for the purpose of determining whether in a given case a particular act had or had not brought about the wrong against which the statute provided.

And a consideration of the text of the second section serves to establish that it was intended to supplement the first and to make sure that by no possible guise could the public policy embodied in the first section be frustrated or evaded. The prohibitions of the second embrace "every person who shall monopolize or attempt to monopolize or combine or conspire with any other person or persons to monopolize any part of the trade or commerce among the several states or with foreign nations * * *". By reference to the terms of section 8 it is certain that the word "person" clearly implies a corporation as well as an individual.

The commerce referred to by the words "in part" construed in the light of the manifest purpose of the statute has both a geographical and a distributive significance—that is, it includes any portion of the United States and any one of the classes of things forming a part of interstate or foreign commerce.

Undoubtedly, the words "to monopolize" and "monopolize" as used in the section reach every act bringing about the prohibited results. The ambiguity, if any, is involved in determining what is intended by monopolize. But this ambiguity is readily dispelled in the light of the previous history of the law of restraint of trade to which we have referred and the indication which it gives of the practical evolution by which monopoly and the acts which produce the same result as monopoly—that is, an undue restraint of the course of trade—all came to be spoken of as and to be, indeed,

synonymous with restraint of trade. In other words, having by the first section forbidden all means of monopolizing trade—that is, unduly restraining it by means of every contract, combination, etc.—the second section seeks, if possible, to make the prohibitions of the act all the more complete and perfect by embracing all attempts to reach the end prohibited by the first section—that is, restraints of trade—by any attempt to monopolize or monopolization thereof, even although the acts by which such results are attempted to be brought about or are brought about be not embraced within the general enumeration of the first section. And, of course, when the second section is thus harmonized with and made, as it was intended to be, the complement of the first, it becomes obvious that the criteria to be resorted to in any given case for the purpose of ascertaining whether violations of the section have been committed is the rule of reason guided by the established law and by the plain duty to enforce the prohibitions of the act and thus the public policy which its restrictions were obviously enacted to subserve. And it is worthy of observation, as we have previously remarked concerning the common law, that although the statute, by the comprehensiveness of the enumerations embodied in both the first and second sections, makes it certain that its purpose was to prevent undue restraints of every kind or nature, nevertheless, by the omission of any direct prohibition against monopoly in the concrete, it indicates a consciousness that the freedom of the individual right to contract, when not unduly or improperly exercised, was the most efficient means for the prevention of monopoly, since the operation of the centrifugal and centripetal forces resulting from the right to freely contract was the means by which monopoly would be inevitably prevented if no extraneous or sovereign power imposed it and no right to make unlawful contracts having a monopolistic tendency were permitted. In other words, that freedom to contract was the essence of freedom from undue restraint on the right to contract.

Clear as it seems to us is the meaning of the provisions of the statute, in the light of the review which we have made, nevertheless before definitely applying that meaning it behooves us to consider the contentions urged on one side or the other concerning the meaning of the statute, which, if maintained, would give to it in some aspects a much wider and in every view at least a somewhat different significance. And to do this brings us to the second question, which, at the outset, we have stated it was our purpose to consider and dispose of.

Second. The contentions of the parties as to the meaning of the statute and the decisions of this court relied upon concerning those contentions.

In substance, the propositions urged by the government are reducible to this: That the language of the statute embraces every contract, combination, etc., in restraint of trade, and hence its text leaves no room for the exercise of judgment, but simply imposes the plain duty of applying its prohibitions to every case within its literal language. The error involved lies in assuming the matter to be decided. This is true because, as the acts which may come under the classes stated in the first section and the restraint of trade to which that section applies are not specifically enumerated or defined, it is obvious that judgment must in every case be called into play in order to determine whether a particular act is embraced within the statutory classes and whether, if the act is within such classes, its nature or effect causes it to be a restraint of trade within the intentment of the act. To hold to the contrary would require the conclusion either that every contract, act or combination of any kind or nature, whether it operated a restraint on trade or not, was within the statute, and thus the statute would be destructive of all right to contract or agree or combine in any respect whatever as to subjects embraced in interstate trade or commerce, or if this conclusion were not reached, then the contention would require it to be held that as the statute did not define the things to which it related and excluded resort to the only means by which the acts to which it relates could be ascertained—the light of reason—the enforcement of the statute was impossible because

of its uncertainty. The merely generic enumeration which the statute makes of the acts to which it refers and the absence of any definition of restraint of trade as used in the statute leaves room for but one conclusion, which is that it was expressly designed not to unduly limit the application of the act by precise definition, but while clearly fixing a standard—that is, by defining the interior boundaries which could not be transgressed with impunity—to leave it to be determined by the light of reason, guided by the principles of law and the duty to apply and enforce the public policy embodied in the statute in every given case, whether any particular act or contract was within the contemplation of the statute.

But, it is said, persuasive as these views may be, they may not be here applied, because the previous decisions of this court have given to the statute a meaning which expressly excludes the construction which must result from the reasoning stated. The cases are *United States vs. Freight association* (166 U. S., 290) and *United States vs. Joint Traffic association* (171 U. S., 505). Both the cases involved the legality of combinations or associations of railroads engaged in interstate commerce for the purpose of controlling the conduct of the parties to the association or combination in many particulars. The association or combination was assailed in each case as being in violation of the statute. It was held that they were. It is undoubted that in the opinion in each case general language was made use of which, when separated from its context, would justify the conclusion that it was decided that reason could not be resorted to for the purpose of determining whether the acts complained of were within the statute. It is, however, also true that the nature and character of the contract or agreement in each case was fully referred to and suggestions as to their unreasonableness pointed out in order to indicate that they were within the prohibitions of the statute. As the cases cannot by any possible conception be treated as authoritative without the certitude that reason was resorted to for the purpose of deciding them, it follows as a matter of course that it must have been held by the light of reason, since the conclusion could not have been otherwise reached, that the assailed contracts or agreements were within the general enumeration of the statute, and that their operation and effect brought about the restraint of trade which the statute prohibited. This being inevitable, the deduction can, in reason, only be this: That in the cases relied upon it having been found that the acts complained of were within the statute and operated to produce the injuries which the statute forbade, that resort to reason was not permissible in order to allow that to be done which the statute prohibited. This being true, the rulings in the cases relied upon, when rightly appreciated, were therefore this and nothing more: That as considering the contracts or agreements, their necessary effect and the character of the parties by whom they were made, they were clearly restraints of trade within the purview of the statute, they could not be taken out of that category by indulging in general reasoning as to the expediency or nonexpediency of having made the contracts or the wisdom or want of wisdom of the statute which prohibited their being made. That is to say, the cases but decided that the nature and character of the contracts, creating as they did a conclusive presumption which brought them within the statute, such result was not to be disregarded by the substitution of a judicial appreciation of what the law ought to be for the plain judicial duty of enforcing the law as it was made.

But aside from reasoning it is true to say that the cases relied upon do not when rightly construed sustain the doctrine contended for is established by all of the numerous decisions of this court which have applied and enforced the antitrust act, since they all in the very nature of things rest upon the premise that reason was the guide by which the provisions of the act were in every case interpreted. Indeed, intermediate the decision of the two cases—that is, after the decision in the freight association case and before the decision in the joint traffic case—the case of *Hopkins vs. United States* (171 U. S., 578) was decided, the opinion being delivered by Mr. Justice Peckham, who wrote both

the opinions in the freight association and in the joint traffic cases. And, referring in the Hopkins case to the broad claim made as to the rule of interpretation announced in the freight association case, it was said (p. 592):

"To treat as condemned by the act all agreements under which, as a result, the cost of conducting an interstate commercial business may be increased would enlarge the application of the act far beyond the fair meaning of the language used. There must be some direct and immediate effect upon interstate commerce in order to come within the act."

And in the joint traffic case this statement was expressly reiterated and approved and illustrated by example; like limitation on the general language used in freight association and joint traffic cases is also the clear result of *Bement vs. National Harrow company* (186 U. S., 70, 92), and especially of *Cincinnati Packet company vs. Bay* (200 U. S., 179). If the criterion by which it is to be determined in all cases whether every contract, combination, etc., is a restraint of trade within the intendment of the law, is the direct or indirect effect of the acts involved, then of course the rule of reason becomes the guide, and the construction which we have given the statute, instead of being refuted by the cases relied upon, is by those cases demonstrated to be correct. This is true, because as the construction which we have deduced from the history of the act and the analysis of its text is simply that, in every case where it is claimed that an act or acts are in violation of the statute the rule of reason, in the light of the principles of law and the public policy which the act embodies, must be applied. From this it follows, since that rule and the result of the test as to direct or indirect, in their ultimate aspect, come to one and the same thing, that the difference between the two is therefore only that which obtains between things which do not differ at all.

If it be true that there is this identity of result between the rule intended to be applied in the freight association case—that is, the rule of direct and indirect, and the rule of reason which, under the statute as we construe it, should be here applied—it may be asked how was it that in the opinion in the freight association case much consideration was given to the subject of whether the agreement or combination which was involved in that case could be taken out of the prohibitions of the statute upon the theory of its reasonableness? The question is pertinent and must be fully and frankly met, for if it be now deemed that the freight association case was mistakenly decided or too broadly stated, the doctrine which it announced should be either expressly overruled or limited.

The confusion which gives rise to the question results from failing to distinguish between the want of power to take a case which by its terms or the circumstances which surrounded it, considering among such circumstances the character of the parties, is plainly within the statute, out of the operation of the statute by resort to reason in effect to establish that the contract ought not to be treated as within the statute and the duty in every case where it becomes necessary from the nature and character of the parties to decide whether it was within the statute to pass upon that question by the light of reason. This distinction, we think, serves to point out what in its ultimate conception was the thought underlying the reference to the rule of reason made in the freight association case, especially when such reference is interpreted by the context of the opinion and in the light of the subsequent opinion in the Hopkins case and in *Cincinnati Packet company versus Bay*.

And in order not in the slightest degree to be wanting in frankness, we say that in so far, however, as by separating the general language used in the opinions in the freight association and joint traffic cases from the context and the subject and parties with which the cases were concerned, it may be conceived that the language referred to conflicts with the construction which we give the statute, they are necessarily now limited and qualified. We see no possible escape from this conclusion if we are to adhere to the many cases decided in this court in which the antitrust law has been applied and enforced and if the duty to apply and en-

force that law in the future is to continue to exist. The first is true, because the construction which we now give the statute does not in the slightest degree conflict with a single previous case decided concerning the antitrust law aside from the contention as to the freight association and joint traffic cases, and because every one of those cases applied the rule of reason for the purpose of determining whether the subject before the court was within the statute. The second is also true, since as we have already pointed out, unaided by the light of reason it is impossible to understand how the statute may in the future be enforced and the public policy which it establishes be made efficacious.

So far as the objections of the defendants in error are concerned, they are all embraced under two headings:

(a) That the act, even if the averments of the bill be true, cannot be constitutionally applied because to do so would extend the power of congress to subject beyond the reach of its authority to regulate commerce, by enabling that body to deal with mere questions of production of commodities within the states. But all the structure upon which this argument proceeds is based upon the decision in United States versus E. C. Knight company (156 U. S., 1). The view, however, which the argument takes of that case and the arguments based upon that view have been so repeatedly pressed upon this court in connection with the interpretation and enforcement of the antitrust act, and have been so necessarily and expressly decided to be unsound as to cause the contentions to be plainly foreclosed and to require no express notice. United States vs. Northern Securities company (193 U. S., 334). Loewe vs. Lawler (208 U. S., 274), United States vs. Swift & Co. (196 U. S., 375), Montague vs. Lowry (193 U. S., 38), Shawnee Compress company vs. Anderson (209 U. S., 423).

(b) Many arguments are pressed in various forms of statement which in substance amount to contending that the statute cannot be applied under the facts of this case without impairing rights of property and destroying the freedom of contract or trade, which is essentially necessary to the well being of society and which it is insisted is protected by the constitutional guaranty of due process of law. But the ultimate foundation of all these arguments is the assumption that reason may not be resorted to in interpreting and applying the statute, and therefore that the statute unreasonably restricts the right to contract and unreasonably operates upon the right to acquire and hold property. As the premise is demonstrated to be unsound by the construction we have given the statute, of course the propositions which rest upon that premise need not be further noticed.

So far as the arguments proceed upon the conception that in view of the generality of the statute it is not susceptible of being enforced by the courts because it cannot be carried out without a judicial exertion of legislative power, they are clearly unsound. The statute certainly generically enumerates the character of acts which it prohibits and the wrong which it was intended to prevent. The propositions therefore but insist that consistently with the fundamental principles of due process of law ever can be left to the judiciary to decide whether in a given case particular acts come within a generic statutory provision. But to reduce the propo-

sitions, however, to this their final meaning makes it clear that in substance they deny the existence of essential legislative authority and challenge the right of the judiciary to perform duties which that department of the government has exerted from the beginning. This is so clear as to require no elaboration. Yet, let us demonstrate that which needs no demonstration by a few obvious examples. Take, for instance, the familiar cases where the judiciary is called upon to determine whether a particular act or acts are within a given prohibitory depending upon wrongful intent. Take questions of fraud. Consider the power which must be exercised in every case where the courts are called upon to determine whether particular acts are invalid which are, abstractly speaking, in and of themselves valid, but which are asserted to be invalid because of their direct effect upon interstate commerce.

We come, then, to the third proposition requiring consideration, viz:

Third. The facts and the application of the statute to them.

Beyond dispute, the proofs establish substantially as alleged in the bill the following facts:

(1) The creation of the Standard Oil Company of Ohio.

(2) The organization of the Standard Oil trust of 1882, and also a previous one of 1879, not referred to in the bill, and the proceedings in the Supreme court of Ohio, culminating in a decree based upon the finding that the company was unlawfully a party to that trust; the transfer by the trustees of stocks in certain of the compaues; the contempt proceedings, and, finally, the increase of the capital of the Standard Oil Company of New Jersey and the acquisition by that company of the shares of the stock of the other corporations in exchange for its certificates.

The vast amount of property and the possibilities of far reaching control which resulted from the facts last stated are shown by the statement which we have previously annexed concerning the parties to the trust agreement of 1882, and the corporations whose stock was held by the trustees under the trust and which came therefore to be held by the New Jersey corporation. But these statements do not with accuracy convey an appreciation of the situation as it existed at the time of the entry of the decree below, since during the more than ten years which elapsed between the acquiring by the New Jersey corporation of the stock and other property which was formerly held by the trustees under the trust agreement, the situation, of course, had somewhat changed, a change which, when analyzed in the light of the proof, we think, establishes that the result of enlarging the capital stock of the New Jersey company and giving it the vast power to which we have referred produced its normal consequence; that is, it gave to the corporation, despite enormous dividends and despite the dropping out of certain corporations enumerated in the decree of the court below, an enlarged and more perfect sway and control over the trade and commerce in petroleum and its products. The ultimate situation referred to will be made manifest by an examination of sections 2 and 4 of the decree below, which are excerpted in the margin.*

Giving to the facts just stated the weight which it was deemed they were entitled to, in the light afforded by the proof of other cognate facts and

*Sec. 2. That the defendants, John D. Rockefeller, William Rockefeller, Henry H. Rogers, Henry M. Flagler, John D. Archbold, Oliver H. Payne and Charles M. Pratt, hereafter called the seven individual defendants, united with the Standard Oil company and other defendants to form and effectuate this combination, and since its formation have been and still are engaged in carrying it into effect and continuing it; that the defendants Anglo-American Oil company (Inc.), Atlantic Refining company, Buckeye Pipe Line company, Borne-Scrymser company, Clevelough Manufacturing company (consolidated), Cumberland Pipe Line company, Colonial Oil company, Continental Oil company, Crescent Pipe Line company, Henry C. Folger, Jr., and Calvin N. Payne (a copartnership doing business under the firm name and style of Corsicana Refining company), Eureka Pipe Line

company, Galena Signal Oil company, Indiana Pipe Line company, Manhattan Oil company, National Transit company, New York Transit company, Northern Pipe Line company, Ohio Oil company, Prairie Oil & Gas company, Security Oil company, Solar Refining company, Southern Pipe Line company, South Penn Oil company, Southwest Pennsylvania Pipe Lines company, Standard Oil Company of California, Standard Oil Company of Indiana, Standard Oil Company of Iowa, Standard Oil Company of Kansas, Standard Oil Company of Kentucky, Standard Oil Company of Nebraska, Standard Oil Company of New York, Standard Oil Company of Ohio, Swan & Finch company, Union Tank Line company, Vacuum Oil company, Washington Oil company, Waters-Pierce Oil company, have entered into and become parties to this combination and are either actively operating or aiding in the operation

circumstances, the court below held that the acts and dealings established by the proof operated to destroy the "potentiality of competition" which otherwise would have existed to such an extent as to cause the transfers of stock which were made to the New Jersey corporation and the control which resulted over the many and various subsidiary corporations to be a combination or conspiracy in restraint of trade in violation of the first section of the act, but also to be an attempt to monopolize and a monopolization bringing about a perennial violation of the second section.

We see no cause to doubt the correctness of these conclusions, considering the subject from every aspect—that is, both in view of the facts established by the record and the necessary operation and effect of the law as we have construed it upon the inferences deducible from the facts—for the following reasons:

(a) Because the unification of power and control over petroleum and its products which was the inevitable result of the combining in the New Jersey corporation by the increase of its stock and the transfer to it of the stocks of so many other corporations, aggregating so vast a capital, gives rise, in and of itself, in the absence of countervailing circumstances, to say the least, to the prima facie presumption of intent and purpose to maintain the dominance over the oil industry, not as a result of normal methods of industrial development, but by new means of combination which were resorted to

of it; that by means of this combination the defendants named in this section have combined and conspired to monopolize, have monopolized and are continuing to monopolize a substantial part of the commerce among the states, in the territories and with foreign nations, in violation of section 2 of the antitrust act.

Sec. 4. That in the formation and execution of the combination or conspiracy the Standard company has issued its stock to the amount of more than \$90,000,000 in exchange for the stocks of other corporations which it holds, and it now owns and controls all of the capital stock of many corporations, a majority of the stock or controlling interests in some corporations and stock in other corporations as follows:

Names of companies.	Capital stock.	Owned by Standard Oil Co.
Anglo-American Oil Co. (Ltd.)	\$1,000,000	\$993,740
Atlantic Refining Co.	\$5,000,000	\$5,000,000
Borne-Scrymser Co.	200,000	199,700
Buckeye Pipe Line Co.	10,000,000	9,999,700
Chesefrough Mfg. Co., consol.	500,000	277,700
Colonial Oil Co.	250,000	249,300
Continental Oil Co.	300,000	300,000
Crescent Pipe Line Co.	3,000,000	3,000,000
Eureka Pipe Line Co.	5,000,000	4,999,400
Galena Signal Oil Co.	10,000,000	7,079,500
Indiana Pipe Line Co.	1,000,000	999,700
Lawrence Natural Gas Co.	450,000	450,000
Mahoning Gas Fuel Co.	150,000	149,900
Mountain State Gas Co.	500,000	500,000
National Transit Co.	25,455,200	25,451,650
New York Transit Co.	5,000,000	5,000,000
Northern Pipe Line Co.	4,000,000	4,000,000
Northwestern Ohio Natural Gas Co.	2,775,250	1,649,450
Ohio Oil Co.	10,000,000	9,999,850
People's Natural Gas Co.	1,000,000	1,000,000
Pittsburgh Natural Gas Co.	310,000	310,000
Solar Refining Co.	500,000	499,400
Southern Pipe Line Co.	10,000,000	10,000,000
South Penn Oil Co.	2,500,000	2,500,000
Southwest Pennsylvania Pipe Lines	3,500,000	3,500,000
Standard Oil Co. of California	17,000,000	16,999,500
Standard Oil Co. of Indiana	1,000,000	999,000
Standard Oil Co. of Iowa	1,000,000	1,000,000
Standard Oil Co. of Kansas	1,000,000	999,300
Standard Oil Co. of Kentucky	1,000,000	997,200
Standard Oil Co. of Nebraska	600,000	599,500
Standard Oil Co. of New York	15,000,000	15,000,000
Standard Oil Co. of Ohio	3,500,000	3,499,400
Swan & Finch Co.	100,000	100,000
Union Tank Line Co.	3,500,000	3,499,400

in order that greater power might be added than would otherwise have arisen had normal methods been followed, the whole with the purpose of excluding others from the trade and thus centralizing in the combination a perpetual control of the movements of petroleum and its products in the channels of interstate commerce.

(b) Because the prima facie presumption of intent to restrain trade, to monopolize and to bring about monopolization resulting from the act of expanding the stock of the New Jersey corporation and vesting it with such vast control of the oil industry, is made conclusive by considering, (1) the conduct of the persons or corporations who were mainly instrumental in bringing about the extension of power in the New Jersey corporation before the consummation of that result, and prior to the formation of the trust agreements of 1879 and 1882; (2) by considering the proof as to what was done under those agreements and the acts, which immediately preceded the vesting of power in the New Jersey corporation, as well as by weighing the modes in which the power vested in that corporation has been exerted and the results which have arisen from it.

Recurring to the acts done by the individuals or corporations who were mainly instrumental in bringing about the expansion of the New Jersey corporation during the period prior to the formation of the trust agreements of 1879 and 1882, including those agreements, not for the purpose of weighing

Names of companies.	Total Owned by capital National stock, Transit Co.
Vacuum Oil Co.	2,500,000 2,500,000
Washington Oil Co.	100,000 71,450
Waters-Pierce Oil Co.	400,000 274,700

That the defendant National Transit company, which is owned and controlled by the Standard Oil company as aforesaid, owns and controls the amounts of the capital stocks of the following named corporations and limited partnerships stated opposite each, respectively, as follows:

Names of companies.	Total Owned by capital National stock, Transit Co.
Connecting Gas Co.	\$825,000 \$412,000
Cumberland Pipe Line Co.	1,000,000 998,500
East Ohio Gas Co.	6,000,000 5,999,500
Franklin Pipe Co. (Ltd.)	50,000 19,500
Prairie Oil & Gas Co.	10,000,000 9,999,500

That the Standard company has also acquired the control, by the ownership of its stock or otherwise, of the Security Oil company, a corporation created under the laws of Texas, which owns a refinery at Beaumont, in that state, and the Manhattan Oil company, a corporation which owns a pipe line situated in the states of Indiana and Ohio; that the Standard company and the corporations and partnerships named in section 2 are engaged in the various branches of the business of producing, purchasing and transporting petroleum in the principal oil producing districts of the United States, in New York, Pennsylvania, West Virginia, Tennessee, Kentucky, Ohio, Indiana, Illinois, Kansas, Oklahoma, Louisiana, Texas, Colorado and California, in shipping and transporting the oil through pipe lines owned or controlled by these companies from the various oil producing districts into and through other states, in refining the petroleum and manufacturing it into various products, in shipping the petroleum and the products thereof into the states and territories of the United States, the District of Columbia and to foreign nations, in shipping the petroleum and its products in tank cars owned or controlled by the subsidiary companies into various states and territories of the United States and into the District of Columbia, and in selling the petroleum and its products in various places in the states and territories of the United States, in the District of Columbia and in foreign countries; that the Standard company controls the subsidiary companies and directs the management thereof so that none of the subsidiary companies competes with any other of those companies or with the Standard company, but their trade is all managed as that of a single person.

the substantial merit of the numerous charges of wrongdoing made during such period, but solely as an aid for discovering intent and purpose, we think no disinterested mind can survey the period in question without being irresistibly driven to the conclusion that the very genius for commercial development and organization which it would seem was manifested from the beginning soon begot an intent and purpose to exclude others which was frequently manifested by acts and dealings wholly inconsistent with the theory that they were made with the single conception of advancing the development of business power by usual methods, but which, on the contrary, necessarily involved the intent to drive others from the field and to exclude them from their right to trade and thus accomplish the mastery, which was the end in view. And, considering the period from the date of the trust agreements of 1879 and 1882, up to the time of the expansion of the New Jersey corporation, the gradual extension of the power over the commerce in oil which ensued, the decision of the Supreme court of Ohio, the tardiness or reluctance in conforming to the commands of that decision, the method first adopted and that which finally culminated in the plan of the New Jersey corporation, all additionally serve to make manifest the continued existence of the intent which we have previously indicated and which, among other things, impelled the expansion of the New Jersey corporation. The exercise of the power which resulted from that organization fortifies the foregoing conclusions, since the development which came, the acquisition here and there which ensued of every efficient means by which competition could have been asserted, the slow but resistless methods which followed by which means of transportation were absorbed and brought under control, the system of marketing which was adopted, by which the country was divided into districts and the trade in each district in oil was turned over to a designated corporation within the combination and all others were excluded, all lead the mind up to a conviction of a purpose and intent which we think is so certain as practically to cause the subject not to be within the domain of reasonable contention.

The inference that no attempt to monopolize could have been intended, and that no monopolization resulted from the acts complained of, since it is established that a very small percentage of the crude oil produced was controlled by the combination, is unwarranted. As substantial power over the crude product was the inevitable result of the absolute control which existed over the refined product, the monopolization of the one carried with it the power to control the other, and if the inferences which this situation suggests were developed, which we deem it unnecessary to do, they might well serve to add additional cogency to the presumption of intent to monopolize which we have found arises from the unquestioned proof on other subjects.

We are thus brought to the last subject which we are called upon to consider, viz:

Fourth. The remedy to be administered.

It may be conceded that ordinarily where it was found that acts had been done in violation of the statute adequate measure of relief would result from restraining the doing of such acts in the future. (Swift versus United States, 96 U. S., 375). But in a case like this, where the condition which has been brought about in violation of the statute, in and of itself, is not only a continued attempt to monopolize, but also a monopolization, the duty to enforce the statute requires the application of broader and more controlling remedies. As penalties which are not authorized by law may not be inflicted by judicial authority, it follows that to meet the situation with which we are confronted the application of remedies twofold in character becomes essential: (1) To forbid the doing in the future of acts like those which we have found to have been done in the past which would be violative of the statute; (2) the exertion of such measure of relief as will effectually dissolve the combination found to exist in violation of the statute, and thus neutralize the extension and continually operating force which the possession of the power unlawfully obtained has brought and will continue to bring about.

In applying remedies for this purpose, however, the fact must not be overlooked that injury to the public by the prevention of an undue restraint on or the monopolization of trade or commerce is the foundation upon which the prohibitions of the statute rest, and, moreover, that one of the fundamental purposes of the statute is to protect, not to destroy, rights of property.

Let us then, as a means of accurately determining what relief we are to afford, first come to consider what relief was afforded by the court below, in order to fix how far it is necessary to take from or add to that relief, to the end that the prohibitions of the statute may have complete and operative force.

The court below by virtue of sections 1, 2 and 4 of its decree, which we have in part previously excerpted in the margin, adjudged that the New Jersey corporation in so far as it held the stock of the various corporations, recited in sections 2 and 4 of the decree, or controlled the same, was a combination in violation of the first section of the act, and an attempt to monopolize or a monopolization contrary to the second section of the act. It commanded the dissolution of the combination and therefore, in effect, directed the transfer by the New Jersey corporation back to the stockholders of the various subsidiary corporations entitled to the same of the stock which had been turned over to the New Jersey company in exchange for its stock. To make this command effective, section 5 of the decree forbade the New Jersey corporation from in any form or manner exercising any ownership or exerting any power directly or indirectly in virtue of its apparent title to the stocks of the subsidiary corporations, and prohibited those subsidiary corporations from paying any dividends to the New Jersey corporation or doing any act which would recognize further power in that company, except to the extent that it was necessary to enable that company to transfer the stock. So far as the owners of the stock of the subsidiary corporations and the corporations themselves were concerned after the stock had been transferred, section 6 of the decree enjoined them from in any way conspiring or combining to violate the act or to monopolize or attempt to monopolize in virtue of their ownership of the stock transferred to them, and prohibited all agreements between the subsidiary corporations or other stockholders in the future, tending to produce or bring about further violations of the act.

By section 7, pending the accomplishment of the dissolution of the combination by the transfer of stock and until it was consummated, the defendants named in section 1, constituting all the corporations to which we have referred, were enjoined from engaging in or carrying on interstate commerce. And by section 9, among other things, a delay of thirty days was granted for the carrying into effect of the direction of the decree.

So far as the decree held that the ownership of the stock of the New Jersey corporation constituted a combination in violation of the first section and an attempt to create a monopoly or to monopolize under the second section and commanded the dissolution of the combination, the decree was clearly appropriate. And this also is true of section 5 of the decree which restrained both the New Jersey corporation and the subsidiary corporations from doing anything which would recognize or give effect to further ownership in the New Jersey corporation of the stocks which were ordered to be transferred.

But the contention is that, in so far as the relief by way of injunction which was awarded by section 6 against the stockholders of the subsidiary corporations or the subsidiary corporations themselves after the transfer of stock by the New Jersey corporation was completed in conformity to the decree, that the relief awarded was too broad: (a) Because it was not sufficiently specific and tended to cause those who were within the embrace of the order to cease to be under the protection of the law of the land and required them to thereafter conduct their business under the jeopardy of punishments for contempt for violating a general injunction. (New Haven R. R. vs. Interstate Commerce Commission, 200 U. S., 404.) Besides it is said that the restraint imposed by section 6—even putting

out of view the consideration just stated—was moreover calculated to do injury to the public, and it may be in and of itself to produce the very restraint on the due course of trade which it was intended to prevent. We say this since it does not necessarily follow because an illegal restraint of trade or an attempt to monopolize or a monopolization resulted from the combination and the transfer of the stocks of the subsidiary corporations to the New Jersey corporation that a like restraint or attempt to monopolize or monopolization would necessarily arise from agreements between one or more of the subsidiary corporations after the transfer of the stock by the New Jersey corporation. For illustration, take the pipe lines. By the effect of the transfer of the stock the pipe lines would come under the control of various corporations instead of being subjected to a uniform control. If various corporations owning the lines determined in the public interests to so combine as to make a continuous line, such agreement or combination would not be repugnant to the act, and yet it might be restrained by the decree.

As another example, take the Union Tank Line company, one of the subsidiary corporations, the owner practically of all the tank cars in use by the combination. If no possibility existed of agreements for the distribution of these cars among the subsidiary corporations, the most serious detriment to the public interest might result. Conceding the merit, abstractly considered, of these contentions, they are irrelevant. We so think, since we construe the sixth paragraph of the decree not as depriving the stockholders or the corporations, after the dissolution of the combination, of the power to make normal and lawful contracts or agreements, but as restraining them from, by any device whatever, recreating, directly or indirectly, the illegal combination which the decree dissolved. In other words, we construe the sixth paragraph of the decree not as depriving the stockholders or corporations of the right to live under the law of the land, but as compelling obedience to that law. As, therefore, the sixth paragraph as thus construed is not amenable to the criticism directed against it and cannot produce the harmful results which the arguments suggest, it was obviously right. We think that in view of the magnitude of the interests involved and their complexity that the delay of thirty days allowed for executing the decree was too short and should be extended so as to embrace a period of at least six months. So also, in view of the possible serious injury to result to the public from an absolute cessation of interstate commerce in petroleum and its products by such vast agencies as are embraced in the combination, a result which might arise from that portion of the decree which enjoined carrying on of interstate commerce not only by the New Jersey corporation, but by all the subsidiary companies until the dissolution of the combination by the transfer of the stocks in accordance with the decree, should not have been awarded.

Our conclusion is that the decree below was right and should be affirmed, except as to the minor matters concerning which we have indicated the decree should be modified. Our order will therefore be one of affirmance, with directions, however, to modify the decree in accordance with this opinion, the court below to retain jurisdiction to the extent necessary to compel compliance in every respect with its decree.

And it is so ordered.

JUSTICE HARLAN'S OPINION.

Mr. Justice Harlan, concurring in part and dissenting in part:

A sense of duty constrains me to express the objections which I have to certain declarations in the opinion just delivered on behalf of the court.

I concur in holding that the Standard Oil Company of New Jersey and its subsidiary companies constitute a combination in restraint of interstate commerce and that they have attempted to monopolize and have monopolized parts of such commerce—all in violation of what is known as the antitrust act of 1890. (26 stat., 209, c. 647.) The evidence in this case overwhelmingly sustained that view and led the Circuit court, by its final decree, to order the dissolution of the New Jersey corporation and

the discontinuance of the illegal combination between that corporation and its subsidiary companies.

In my judgment, the decree below should have been affirmed without qualification. But the court, while affirming the decree, directs some modifications in respect of what it characterizes as "minor matters." It is to be apprehended that those modifications may prove to be mischievous. In saying this I have particularly in view the statement in the opinion that "it does not necessarily follow that because an illegal restraint of trade or an attempt to monopolize or a monopolization resulted from the combination and the transfer of the stocks of the subsidiary corporations to the New Jersey corporation, that a like restraint of trade or attempt to monopolize or monopolization would necessarily arise from agreements between one or more of the subsidiary corporations after the transfer of the stock by the New Jersey corporation." Taking this language, in connection with other parts of the opinion, the subsidiary companies are thus, in effect, informed—unwisely, I think—that, although the New Jersey corporation, being an illegal combination, must go out of existence, they may join in an agreement to *restrain commerce* among the states if such restraint be not "undue."

In order that my objections to certain parts of the court's opinion may distinctly appear, I must state the circumstances under which congress passed the antitrust act and trace the course of judicial decisions as to its meaning and scope. This is the more necessary because the court, by its decision, when interpreted by the language of its opinion, has not only upset the long settled interpretation of the act, but has usurped the constitutional functions of the legislative branch of the government. With all due respect for the opinions of others, I feel bound to say that what the court has said may well cause some alarm for the integrity of our institutions. Let us see how the matter stands.

All who recall the condition of the country in 1890 will remember that there was everywhere among the people generally a deep feeling of unrest. The nation had been rid of human slavery—fortunately, as all now feel—but the conviction was universal that the country was in real danger from another kind of slavery sought to be fastened on the American people, namely, the slavery that would result from aggregations of capital in the hands of a few individuals and corporations controlling, for their own profit and advantage exclusively, the entire business of the country, including the production and sale of the necessities of life. Such a danger was thought to be then imminent, and all felt that it must be met firmly and by such statutory regulations as would adequately protect the people against oppression and wrong. Congress therefore took up the matter and gave the whole subject the fullest consideration. All agreed that the national government could not, by legislation, regulate the domestic trade carried on wholly within the several states; for power to regulate such trade remained with, because never surrendered by, the states. But, under authority expressly granted to it by the constitution, congress could regulate commerce among the several states and with foreign states. Its authority to regulate such commerce was and is paramount, due force being given to other provisions of the fundamental law devised by the fathers for the safety of the government and for the protection and security of the essential rights inhering in life, liberty and property.

Guided by these considerations and to the end that the people, so far as interstate commerce was concerned, might not be dominated by vast combinations and monopolies, having power to advance their own selfish ends, regardless of the general interests and welfare, congress passed the antitrust act of 1890 in these words (the italics here and elsewhere in this opinion are mine):

"Section 1. Every contract, combination in the form of trust or otherwise, or conspiracy, in restraint of trade or commerce among the several states, or with foreign nations, is hereby declared to be illegal. Every person who shall make any such contract or engage in any such combination or conspiracy, shall be deemed guilty of a misdemeanor.

or and on conviction thereof shall be punished by fine not exceeding \$5,000 or by imprisonment not exceeding one year, or by both said punishments, in the discretion of the court.

"Sec. 2. Every person who shall monopolize or attempt to monopolize, or combine or conspire with any other person or persons to monopolize any part of the trade or commerce among the several states or with foreign nations, shall be deemed guilty of a misdemeanor and on conviction thereof shall be punished by fine not exceeding \$5,000 or by imprisonment not exceeding one year, or by both said punishments, in the discretion of the court.

"Sec. 3. Every contract, combination in form of trust or otherwise, or conspiracy, in restraint of trade or commerce in any territory of the United States or of the District of Columbia, or in restraint of trade or commerce between any such territory and another, or between any such territory or territories and any state or states or the District of Columbia, or with foreign nations, or between the District of Columbia and any state or states or foreign nations, is hereby declared illegal. Every person who shall make any such contract or engage in any such combination or conspiracy shall be deemed guilty of a misdemeanor and on conviction thereof shall be punished by fine not exceeding \$5,000 or by imprisonment not exceeding one year, or by both said punishments, in the discretion of the court. (26 stat., 209, c. 647.)"

The important inquiry in the present case is as to the meaning and scope of that act in its application to interstate commerce.

In 1893 this court had occasion to determine the meaning and scope of the act in an important case known as the *Trans-Missouri freight case*. (166 U. S., 290.) The question there was as to the validity under the antitrust act of a certain agreement between numerous railroad companies, whereby they formed an association for the purpose of establishing and maintaining rates, rules and regulations in respect of freight traffic over specified routes. Two questions were involved: First, whether the act applied to railroad carriers; second, whether the agreement which was the basis of the suit which the United States brought to have the agreement annulled was illegal. The court held that railroad carriers were embraced by the act. In determining that question the court, among other things, said:

"The language of the act includes every contract, combination in form of trust or otherwise, or conspiracy in restraint of trade or commerce among the several states or with foreign nations. So far as the very terms of the statute go, they apply to any contract of the nature described. A contract therefore that is in restraint of trade or commerce is by the strict language of the act prohibited, even though such contract is entered into between competing common carriers by railroad, and only for the purposes of thereby affecting traffic rates for the transportation of persons and property. If such an agreement restrains trade or commerce, it is prohibited by the statute, unless it can be said that an agreement, no matter what its terms, relating only to transportation cannot restrain trade or commerce. We see no escape from the conclusion that if an agreement of such a nature does restrain the agreement is condemned by this act.

"Nor is it for the substantial interests of the country that any one commodity should be within the sole power and subject to the sole will of one powerful combination of capital. Congress has, so far as its jurisdiction extends, prohibited all contracts or combinations in the form of trusts entered into for the purpose of restraining trade and commerce. * * * While the statute prohibits all combinations in the form of trusts or otherwise, the limitation is not confined to that form alone. All combinations which are in restraint of trade or commerce are prohibited, whether in the form of trusts or in any other form whatever. (U. S. vs. Freight association, 166 U. S., 290, 312, 321, 326, 328.)"

The court then proceeded to consider the second of the above questions, saying:

"The next question to be discussed is as to what is the true construction of the statute, assuming that it applies to common carriers by railroad. What is the meaning of the language as used in the statute, that 'every contract, combination in the form of trust or otherwise, or conspiracy in re-

straint of trade or commerce among the several states or with foreign nations, is hereby declared to be illegal? Is it confined to a contract or combination which is only in unreasonable restraint of trade or commerce, or does it include what the language of the act plainly and in terms covers, all contracts of that nature? It is now with much amplification of argument urged that the statute in declaring illegal every combination in the form of trust or otherwise or conspiracy in restraint of trade or commerce does not mean what the language used therein plainly imports, but that it only means to declare illegal any such contract which is in unreasonable restraint of trade, while leaving all others unaffected by the provisions of the act; that the common law meaning of the term 'contract in restraint of trade' includes only such contracts as are in unreasonable restraint of trade, and when that term is used in the federal statute it is not intended to include all contracts in restraint of trade, but only those which are in unreasonable restraint thereof. * * * By the simple use of the term 'contract in restraint of trade' all contracts of that nature, whether valid or otherwise, would be included, and not alone that kind of contract which was invalid and unenforceable as being in unreasonable restraint of trade. When, therefore, the body of an act pronounces as illegal every contract or combination in restraint of trade or commerce among the several states, etc., the plain and ordinary meaning of such language is not limited to that kind of contract alone which is in unreasonable restraint of trade, but all contracts are included in such language, and no exception or limitation can be added without placing in the act that which has been omitted by congress. * * *

"If only that kind of contract which is in unreasonable restraint of trade be within the meaning of the statute, and declared therein to be illegal, it is at once apparent that the subject of what is a reasonable rate is attended with great uncertainty. * * * To say, therefore, that the act excludes agreements which are not in unreasonable restraint of trade and which tend simply to keep up reasonable rates for transportation, is substantially to leave the question of unreasonableness to the companies themselves. * * * But assuming that agreements of this nature are not void at common law and that the various cases cited by the learned courts below show it, the answer to the statement of their validity now is to be found in the terms of the statute under consideration. * * * The arguments which have been addressed to us against the inclusion of all contracts in restraint of trade, as provided for by the language of the act, have been based upon the alleged presumption that congress, notwithstanding the language of the act, could not have intended to embrace all contracts, but only such contracts as were in unreasonable restraint of trade. Under these circumstances we are, therefore, asked to hold that the act of congress excepts contracts which are not in unreasonable restraint of trade, and which only keep rates up to a reasonable price, notwithstanding the language of the act makes no such exception. In other words, we are asked to read into the act by way of judicial legislation an exception that is not placed there by the lawmaking branch of the government, and this is to be done upon the theory that the impolicy of such legislation is so clear that it cannot be supposed congress intended the natural import of the language it used. This we cannot and ought not to do. * * *

"If the act ought to read as contended for by defendants, congress is the body to amend it and not this court, by a process of judicial legislation wholly unjustifiable. Large numbers do not agree that the view taken by defendants is sound or true in substance, and congress may and very probably did share in that belief in passing the act. The public policy of the government is to be found in its statutes, and when they have not directly spoken, then in the decisions of the courts and the constant practice of the government officials, but when the lawmaking power speaks upon a particular subject, over which it has constitutional power to legislate, public policy in such a case is what the statute enacts. If the law prohibit any contract or combination in restraint of trade or com-

merce, a contract or combination made in violation of such law is void, whatever may have been therefore decided by the courts to have been the public policy of the country on that subject. The conclusion which we have drawn from the examination above made into the question before us is that the antitrust act applies to railroads and that it renders illegal all agreements which are in restraint of trade or commerce as we have above defined that expression, and the question then arises whether the agreement before us is of that nature."

I have made these extended extracts from the opinion of the court in the Trans-Missouri freight case in order to show beyond question that the point was there urged by counsel that the antitrust act condemned *only* contracts, combinations, trusts and conspiracies that were in *unreasonable* restraint of interstate commerce, and that the court in clear and decisive language met that point. It adjudged that congress had in unequivocal words declared that "every contract, combination, in the form of trust or otherwise, or conspiracy in restraint of commerce among the several states" shall be illegal, and that no distinction, so far as interstate commerce was concerned, was to be tolerated between restraints of such commerce as were undue or unreasonable and restraints that were due or reasonable. With full knowledge of the then condition of the country, and of its business, congress determined to meet, and did meet, the situation by an absolute statutory prohibition of "every contract, combination, in the form of trust or otherwise, in restraint of trade or commerce." Still more in response to the suggestion by able counsel that congress intended only to strike down such contracts, combinations and monopolies as unreasonably restrained interstate commerce, this court, in words too clear to be misunderstood, said that to so hold was "to read into the act, by way of judicial legislation, an exception not placed there by the lawmaking branch of the government."

"This," the court said, as we have seen, "we cannot and ought not to do."

It thus appears that fifteen years ago, when the purpose of congress in passing the antitrust act was fresh in the minds of courts, lawyers, statesmen and the general public, this court expressly declined to indulge in judicial legislation by inserting in the act the word "unreasonable" or any other word of like import. It may be stated here that the country at large accepted this view of the act, and the federal courts throughout the entire country enforced its provisions according to the interpretation given in the freight association case. What, then, was to be done by those who questioned the soundness of the interpretation placed on the act by this court in that case? As the court had decided that to insert the word "unreasonable" in the act would be "judicial legislation" on its part, the only alternative left to those who opposed the decision in that case was to induce congress to so amend the act as to recognize the right to restrain interstate commerce to a reasonable extent. The public press, magazines and law journals, the debates in congress, speeches and addresses by public men and jurists, all contain abundant evidence of the general understanding that the meaning, extent and scope of the antitrust act had been judicially determined by this court, and that the only question remaining open for discussion was the wisdom of the policy declared by the act—a matter that was exclusively within the cognizance of congress. But at every session of congress since the decision of 1896, the lawmaking branch of the government, with full knowledge of that decision, has refused to change the policy it had declared or to so amend the act of 1890 as to except from its operation contracts, combinations and trusts that *reasonably* restrain interstate commerce.

But those who were in combinations that were illegal did not despair. They at once set up the baseless claim that the decision of 1896 disturbed the "business interests of the country," and let it be known that they would never be content until the rule was established that would permit interstate commerce to be subjected to *reasonable* restraints. Finally, an opportunity came again to raise the same question which this court had, upon full consideration determined in 1896. I now allude to the case of United States vs. Joint Traffic asso-

ciation (171 U. S., 505), decided in 1898. What was that case?

It was a suit by the United States against more than thirty railroad companies to have the court declare illegal, under the antitrust act, a certain agreement between these companies. The relief asked was denied in the subordinate federal courts and the government brought the case here.

It is important to state the points urged in that case by the defendant companies charged with violating the antitrust act and to show that the court promptly met them. To that end I make a copious extract from the opinion in the joint traffic case. Among other things, the court said:

"Upon comparing that agreement [the one in the joint traffic case, then under consideration, 171 U. S., 505] with the one set forth in the case of United States vs. Trans-Missouri Freight association (166 U. S., 290), the great similarity between them suggests that a similar result should be reached in the two cases (p. 558)."

Learned counsel in the joint traffic case urged a reconsideration of the question decided in the Trans-Missouri case, contending that "the decision in that case [the Trans-Missouri freight case] is quite plainly erroneous, and the consequences of such error are far reaching and disastrous and clearly at war with justice and sound policy, and the construction placed upon the antitrust statute has been received by the public with surprise and alarm. They suggested that the point made in the joint traffic case as to the meaning and scope of the act might have been but not made in the previous case. The court said (171 U. S., 559) that "the report of the Trans-Missouri case clearly shows not only that the point now taken was there urged upon the attention of the court, but it was then *intentionally* and *necessarily* decided."

The question whether the court should again consider the point decided in the Trans-Missouri case was disposed of in the most decisive language, as follows:

"Finally, we are asked to reconsider the question decided in the Trans-Missouri case and to retrace the steps taken therein, because of the plain error contained in that decision and the widespread alarm with which it was received and the serious consequences which have resulted or may soon result from the law as interpreted in that case. It is proper to remark that an application for a reconsideration of a question but lately decided by this court is usually based upon a statement that some of the arguments employed on the original hearing of the question have been overlooked or misunderstood, or that some controlling authority has been either misapplied by the court or passed over without discussion or notice. While this is not strictly an application for a rehearing in the same case, yet in substance it is the same thing. The court is asked to reconsider a question but just decided after a careful investigation of the matter involved. There have heretofore been in effect two arguments of precisely the same questions now before the court, and the same arguments were addressed to us on both those occasions. The report of the Trans-Missouri case shows a dissenting opinion delivered in that case, and that the opinion was concurred in by three other members of the court. That opinion, it will be seen, gives with great force and ability the arguments against the decision which was finally arrived at by the court. It was after a full discussion of the questions involved and with the knowledge of the views entertained by the minority, as expressed in the dissenting opinion, that the majority of the court came to the conclusion it did. Soon after the decision a petition for a rehearing of the case was made, supported by a printed argument in its favor, and pressed with an earnestness and vigor and at a length which were certainly commensurate with the importance of the case. This court, with care and deliberation and also with a full appreciation of their importance, again considered the questions involved in its former decision. A majority of the court once more arrived at the conclusion it had first announced, and accordingly it denied the application. And now for the *third time* the same arguments are employed, and the court is again asked to repeat its former opinion and to decide the same question in direct opposition to the

conclusion arrived at in the Trans-Missouri case. The learned counsel while making the application frankly confess that the argument in opposition to the decision in the case above named has been so fully, so clearly and so forcibly presented in the dissenting opinion of Mr. Justice White (in the freight case) that it is hardly possible to add to it, nor is it necessary to do so. The fact that there was so close a division of opinion in this court when the matter was first under advisement, together with the different views taken by some of the judges of the lower courts, led us to the most careful and scrutinizing examination of the arguments advanced by both sides, and it was after such an examination that the majority of the court came to the conclusion it did. It is not now alleged that the court on the former occasion overlooked any argument for the respondents or misapplied any controlling authority. It is simply insisted that the court, notwithstanding the arguments for an opposite view, arrived at an erroneous result which, for reasons already stated, ought to be reconsidered and reversed. As we have twice already deliberately and earnestly considered the same arguments which are now for a third time pressed upon our attention, it could hardly be expected that our opinion should now change from that already expressed.

These utterances, taken in connection with what was previously said in the Trans-Missouri freight case, show so clearly and affirmatively to admit of no doubt that this court many years ago, upon the fullest consideration, interpreted the antitrust act as prohibiting and making illegal not only every contract or combination, in whatever form, which was in restraint of interstate commerce, without regard to its reasonableness or unreasonableness, but all monopolies or attempt to monopolize "any part" of such trade or commerce. Let me refer to a few other cases in which the scope of the decision in the Freight association case was referred to. In *Bement vs. National Harrow company* (186 U. S., 70, 92) the court said, "It is true that it has been held by this court that the act (antitrust act) included any restraint of commerce, whether reasonable or unreasonable," citing *United States vs. Trans-Missouri Freight association* (166 U. S., 290), *United States vs. Joint Traffic association* (171 U. S., 505), *Addyston Pipe, etc., company vs. United States* (175 U. S., 211), in *Montague vs. Lowry* (193 U. S., 38, 46), which involved the validity, under the antitrust act, of a certain association formed for the sale of tiles, mantels and grates, the court, referring to the contention that the sale of tiles in San Francisco was so small "as to be a negligible quantity," held that the association was, nevertheless, a combination in restraint of interstate trade or commerce in violation of the antitrust act. In *Loewe vs. Lawlor* (208 U. S., 274, 297) all the members of this court concurred in saying that the Trans-Missouri, Joint Traffic and Northern Securities cases "hold in effect that the antitrust law has a broader application than the prohibition of restraints of trade unlawful at common law." In *Shawnee Conserving company vs. Anderson* (1907) (209 U. S., 423, 432) all the members of the court again concurred in declaring that "it has been decided that not only unreasonable but all direct restraints of trade are prohibited, the law being thereby distinguished from the common law." In *United States vs. Addyston Pipe company* (85 Fed. Rep., 278) Judge Taft, speaking for the Circuit Court of Appeals for the sixth circuit, said that according to the decision of this court in the Freight association case "contracts in restraint of interstate transportation were within the statute, whether the restraints could be regarded as reasonable at common law or not." In *Chesapeake & Ohio Fuel company vs. United States* (1902) (115 Fed. Rep., 610, 619) the Circuit Court of Appeals for the sixth circuit, after referring to the right of congress to regulate interstate commerce, thus interpreted the prior decisions of this court in the Trans-Missouri, the Joint Traffic and the Addyston Pipe and Steel company cases: "In the exercise of this right congress has seen fit to prohibit all contracts in restraint of trade. It has not left to the courts the consideration of the question whether such restraint is reasonable or unreasonable, or whether the contract would have been illegal at the common law or not. The act leaves for consid-

eration by judicial authority no question of this character, but all contracts and combinations are declared illegal if in restraint of trade or commerce among the states."

As far back as *Robbins vs. Shelby Taxing District* (120 U. S., 489, 497) it was held that certain local regulations, subjecting drummers engaged in both interstate and domestic trade, could not be sustained by reason of the fact that no discrimination was made among citizens of the different states. The court observed that this did not meet the difficulty, for the reason that "interstate commerce cannot be taxed at all." Under this view congress no doubt acted, when by the antitrust act it forbade any restraint whatever upon interstate commerce. It manifestly proceeded upon the theory that interstate commerce could not be restrained at all by combinations, trusts or monopolies, but must be allowed to flow in its accustomed channels, wholly unvexed and unobstructed by anything that would restrain its ordinary movement. (See also *Minnesota vs. Barber*, 126 U. S., 313, 326; *Brimmer vs. Rebman*, 138 U. S., 78, 82, 83.)

In the opinion delivered on behalf of the minority in the Northern Securities case (193 U. S.) our present chief justice referred to the contentions made by the defendants in the Freight association case; namely, one of which was that the agreement there involved did not unreasonably restrain interstate commerce, and said:

"Both these contentions were decided against the association, the court holding that the antitrust act did embrace interstate carriage by railroad corporations, and as that act prohibited any contract in restraint of interstate commerce, it hence embraced all contracts of that character, whether they were reasonable or unreasonable."

One of the justices who dissented in the Northern Securities case in a separate opinion, concurred in by the minority, thus referred to the freight and joint traffic cases:

"For it cannot be too carefully remembered that that clause applies to 'every' contract of the forbidden kind—a consideration which was the turning point of the Trans-Missouri Freight association case.

Size has nothing to do with the matter. A monopoly of 'any part' of commerce among the states is unlawful."

In this connection it may be well to refer to the adverse report made in 1909 by Senator Nelson on behalf of the senate judiciary committee in reference to a certain bill offered in the senate and which proposed to amend the antitrust act in various particulars. That report contains a full, careful and able analysis of judicial decisions relating to combinations and monopolies in restraint of trade and commerce. Among other things said in it which bear on the questions involved in the present case are these:

"The antitrust act makes it a criminal offense to violate the law and provides a punishment both by fine and imprisonment. To inject into the act the question of whether an agreement or combination is reasonable or unreasonable would render the act as a criminal or penal statute indefinite and uncertain, and hence, to that extent, utterly nugatory and void, and would practically amount to a repeal of that part of the act. * * * And while the same technical objection does not apply to civil prosecutions, the injection of the rule of reasonableness or unreasonableness would lead to the greatest variability and uncertainty in the enforcement of the law. The defense of reasonable restraint would be made in every case, and there would be as many different rules of reasonableness as cases, courts and juries. What one court or jury might deem unreasonable another court or jury might deem reasonable. A court or jury in Ohio might find a given agreement or combination reasonable, while a court and jury in Wisconsin might find the same agreement and combination unreasonable. In the case of the *People vs. Sheldon* (139 N. Y., 264) Chief Justice Andrews remarks: 'If agreements and combinations to prevent competition in prices are or may be hurtful to trade, the only sure remedy is to prohibit all agreements of that character. If the validity of such an agreement was made to depend upon actual proof of public prejudice or injury, it would be very difficult

in any case to establish the invalidity, although the moral evidence might be very convincing. * * * To amend the antitrust act, as suggested by this bill, would be entirely emasculate it, and for all practical purposes render it nugatory as a remedial statute. Criminal prosecutions would not lie and civil remedies would labor under the greatest doubt and uncertainty. The act as it exists is clear, comprehensive, certain and highly remedial. It practically covers the field of federal jurisdiction, and is in every respect a model law. To destroy or undermine it at the present juncture, when combinations are on the increase, and appear to be as oblivious as ever of the rights of the public, would be a calamity."

"The result was the indefinite postponement by the senate of any further consideration of the proposed amendments of the antitrust act.

After what has been adjudged, upon full consideration, as to the meaning and scope of the antitrust act, and in view of the usages of this court when attorneys for litigants have attempted to reopen questions that have been deliberately decided, I confess to no little surprise as to what has occurred in the present case. The court says that the previous cases, above cited, "cannot by any possible conception be treated as authoritative without the certitude that reason was resorted to for the purpose of deciding them." And its opinion is full of intimations that this court proceeded in those cases, so far as the present question is concerned, without being guided by the "rule of reason" or "the light of reason." It is more than once intimated, if not suggested, that if the antitrust act is to be construed as prohibiting every contract or combination, of whatever nature, which is in fact in restraint of commerce, regardless of the reasonableness or unreasonableness of such restraint, that fact would show that the court had not proceeded, in its decision, according to "the light of reason," but had disregarded the "rule of reason." If the court, in those cases, was wrong in its construction of the act, it is certain that it fully apprehended the views advanced by learned counsel in previous cases and pronounced them to be untenable. The published reports place this beyond all question. The opinion of the court was delivered by a justice of wide experience as a judicial officer, and the court had before it the attorial general of the United States and lawyers who were recognized on all sides as great leaders in their profession. The same eminent jurist who delivered the opinion in the Trans-Missouri case delivered the opinion in the Joint Traffic case, while the association in the latter case was represented by lawyers whose ability was universally recognized. Is it to be supposed that any point escaped notice in those cases when we think of the sagacity of the justice who expressed the views of the court or of the ability of the profound, astute lawyers, who sought such an interpretation of the act as would compel the court to insert words in the statute which congress had not put there, and the insertion of which words would amount to "judicial legislation"? Now this court is asked to do that

which it has distinctly declared it could not and would not do, and has now done what it then said it could not constitutionally do. It has by mere interpretation modified the act of congress and deprived it of practical value as a defensive measure against the evils to be remedied. On reading the opinion just delivered the first inquiry will be that as the court is unanimous in holding that the particular things done by the Standard Oil company and its subsidiary companies in this case were illegal under the antitrust act, whether those things were in reasonable or unreasonable restraint of interstate commerce, why was it necessary to make an elaborate argument, as is done in the opinion, to show that, according to the "rule of reason," the act as passed by congress should be interpreted as if it contained the word "unreasonable" or the word "undue"? The only answer which in frankness can be given to this question is that the court intends to decide that its deliberate judgment fifteen years ago to the effect that the act permitted no restraint whatever of interstate commerce, whether reasonable or unreasonable, was not in accordance with the "rule of reason." In effect the court says that it will now for the first

time bring the discussion under the "light of reason" and apply the "rule of reason" to the questions to be decided. I have the authority of this court for saying that such a course of proceeding on its part would be "judicial legislation."

Still more, what is now done involves a serious departure from the settled usages of this court. Counsel have not ordinarily been allowed to discuss questions already settled by previous decisions. More than once at the present term that rule has been applied. In St. Louis, Iron Mountain & Southern Railway company vs. Taylor (210 U. S., 281) the court had occasion to determine the meaning and scope of the original safety appliance act of congress passed for the protection of railroad employes and passengers on interstate trains. (27 Stat., 531.) A particular construction of that act was insisted upon by the interstate carrier which was sued under the safety appliance act, and the contention was that a different construction than the one insisted upon by the carrier would be a harsh one. After quoting the words of the act, Mr. Justice Moody said for the court:

"There is no escape from the meaning of these words. Explanation cannot clarify them and ought not to be employed to confuse them or lessen their significance. The obvious purpose of the legislature was to supplant the qualified duty of the common law with an absolute duty deemed by it more just. If the railroad does, in point of fact, use cars which do not comply with the standard, it violates the plain prohibitions of the law, and there arises from that violation the liability to make compensation to one who is injured by it. It is urged that this is a harsh construction. To this we reply that, if it be the true construction, its harshness is no concern of the courts. They have no responsibility for the justice or wisdom of legislation and no duty except to enforce the law as it is written, unless it is clearly beyond the constitutional power of the lawmaking body. * * * It is quite conceivable that congress, contemplating the inevitable hardship of such injuries, and hoping to diminish the economic loss to the community resulting from them, should deem it wise to impose their burdens upon those who could measurably control their causes, instead of upon those who are in the main helpless in that regard. Such a policy would be intelligible, and to say the least not so unreasonable as to require us to doubt that it was intended and to seek some unnatural interpretation of common words. We see no error in this part of the case."

And at the present term of this court we were asked, in a case arising under the safety appliance act, to reconsider the question decided in the Taylor case. We declined to do so, saying in an opinion just now handed down:

"In view of these facts, we are unwilling to regard the question as to the meaning and scope of the safety appliance act, so far as it relates to automatic couplers on trains moving interstate traffic, as open to further discussion here. If the court was wrong in the Taylor case the way is open for such an amendment of the statute as congress may, in its discretion, deem proper. This court ought not now disturb what has been so widely accepted and acted upon by the courts as having been decided in that case. A contrary course would cause infinite uncertainty, if not mischief, in the administration of the law in the federal courts. To avoid misapprehension, it is appropriate to say that we are not to be understood as questioning the soundness of the interpretation heretofore placed by this court upon the safety appliance act. We only mean to say that until congress, by an amendment of the statute, changes the rule announced in the Taylor case, this court will adhere to and apply that rule. (Chicago, Burlington & Quincy Railway company vs. United States, 220 U. S.)"

When counsel in the present case insisted upon a reversal of the former rulings of this court, and asked such an interpretation of the antitrust act as would allow reasonable restraints of interstate commerce, this court, in deference to established practice, would, I submit, have said to them:

"That question, according to our practice, is not open for further discussion here. This court long

ago deliberately held (1) that the act, interpreting its words in their ordinary acceptation, prohibits all restraints of interstate commerce by combinations in whatever form, and whether reasonable or unreasonable; (2) the question relates to matters of public policy in reference to commerce among the states and with foreign nations, and congress alone can deal with the subject; (3) this court would encroach upon the authority of congress if, under the guise of construction, it should assume to determine a matter of public policy; (4) the parties must go to congress and obtain an amendment of the antitrust act if they think this court was wrong in its former decisions, and (5) this court cannot and will not *judicially legislate*, since its function is to declare the law, while it belongs to the legislative department to make the law.

Such a course, I am sure, would not have offended the "rule of reason."

But my brethren, in their wisdom, have deemed it best to pursue a different course. They have now said to those who condemn our former decisions and who object to all legislative prohibitions of contracts, combinations and trusts in restraint of interstate commerce, "You may now restrain such commerce, provided you are reasonable about it; only take care that the restraint is not undue." The disposition of the case under consideration, according to the views of the defendants, will, it is claimed, quiet and give rest to "the business of the country." On the contrary, I have a strong conviction that it will throw the business of the country into confusion and invite widely extended and harassing litigation, the injurious effects of which will be felt for many years to come. When congress prohibited every contract, combination or monopoly in restraint of commerce, it prescribed a simple, definite rule that all could understand, and which could be easily applied by every one wishing to obey the law and not to conduct their business in violation of the law. But now, as is to be feared, we are to wade in cases without number, the constantly recurring inquiry—difficult to solve by proof—whether the particular contract, combination or trust involved in each case is or is not an "unreasonable" or "undue" restraint of trade. Congress, in effect, said that there should be no restraint of trade, *in any form*, and this court solemnly adjudged many years ago that congress meant what it thus said in clear and explicit words, and that it *could not* add to the words of the act. But those who condemn the action of congress are now, in effect, informed that the courts will allow such restraints of interstate commerce as are shown not to be unreasonable or undue.

It remains for me to refer, more fully than I have heretofore done, to another, and, in my judgment—if we look to the future—the most important, aspect of this case. That aspect concerns the usurpation by the judicial branch of the government of the functions of the legislative department. The illustrious men who laid the foundations of our institutions deemed no part of the national constitution of more consequence or more essential to the permanency of our form of government than the provisions under which were distributed the powers of government among three separate, equal and co-ordinate departments—legislative, executive and judicial. This was at that time a new feature of governmental regulation among the nations of the earth, and it is deemed by the people of every section of our own country as most vital in the workings of a representative republic whose constitution was ordained and established in order to accomplish the objects stated in its preamble by the means, *but only by the means*, provided, either expressly or by necessary implication, by the instrument itself. No department of that government can constitutionally exercise the powers committed strictly to another and separate department.

I said at the outset that the action of the court in this case might well alarm thoughtful men who revered the constitution. I meant by this that many things are intimated and said in the court's opinion which will not be regarded otherwise than as sanctioning an invasion by the judiciary of the constitutional domain of congress—an attempt by interpretation to soften or modify what some re-

gard as a harsh public policy. This court, let me repeat, solemnly adjudged many years ago that it could not, except by "*judicial legislation*," read words into the antitrust act not put there by congress and when, being inserted, give it a meaning which the words of the act, as passed, if properly interpreted, would not justify. The court has decided that it could not thus change a public policy formulated and declared by congress; that congress has paramount authority to regulate interstate commerce, and that it alone can change a policy once inaugurated by legislation. The courts have nothing to do with the wisdom or policy of an act of congress. Their duty is to ascertain the will of congress, and if the statute embodying the expression of that will is constitutional, the courts must respect it. They have no function to declare a public policy, nor to *amend* legislative enactments. "What is termed the policy of the government with reference to any particular legislation," as this court has said, "is generally a very uncertain thing, upon which all sorts of opinions, each variant from the other, may be formed by different persons. It is a ground much too unstable upon which to rest the judgment of the court in the interpretation of statutes." (Hadden vs. Collector, 5 Wall., 107.) Nevertheless, if I do not misapprehend its opinion, the court has now read into the act of congress words which are not to be found there, and has thereby done that which it adjudged in 1896 and 1898 could not be done without violating the constitution; namely, by interpretation of a statute changed a public policy declared by the legislative department.

After many years of public service at the national capital, and after a somewhat close observation of the conduct of public affairs, I am impelled to say that there is abroad in our land a most harmful tendency to bring about the amending of constitutions and legislative enactments by means alone of judicial construction. As a public policy in respect of interstate commerce, over which congress has the firm control under the constitution, all concerned must patiently submit to what has been lawfully done, until the people of the United States—the source of all national power—shall in their own time, upon reflection and through the legislative department of the government, require a change of that policy. There are some who say that it is a part of one's liberty to conduct commerce among the states without being subject to governmental authority. But that would not be liberty regulated by law, and liberty which cannot be regulated by law is not to be desired. The supreme law of the land—which is binding alike upon all—upon presidents, congresses, the courts and the people—gives to congress, and to congress alone, authority to regulate interstate commerce, and when congress forbids any restraint of such commerce, in any form, all must obey its mandate. To overreach the action of congress merely by judicial construction—that is, by indirection—is a blow at the integrity of our governmental system, and in the end will prove most dangerous to all. Mr. Justice Bradley wisely said, when on this bench, that illegitimate and unconstitutional practices get their first footing by silent approaches and slight deviations from legal moles of legal procedure. (Boyd vs. United States, 116 U. S., 616, 635.) We shall do well to heed the warnings of that great jurist.

I do not stop to discuss the merits of the policy embodied in the antitrust act of 1890; for, as has been often adjudged, the courts, under our constitutional system, have no rightful concern with the wisdom or policy of legislation enacted by that branch of the government which alone can make laws.

For the reasons stated, while concurring in the general affirmation of the decree of the Circuit court, I dissent from that part of the judgment of this court which directs the modification of the decree of the Circuit court, as well as from those parts of the opinion which, in effect, assert authority, in this court, to insert words in the antitrust act which congress did not put there, and which, being inserted, congress is made to declare, as part of the public policy of the country, what it has not chosen to declare.

SUPREME COURT DECISION IN THE TOBACCO TRUST CASE.

Following is the complete official text of the decision of the United States Supreme court in the case of the United States of America, appellant, against the American Tobacco company and others, delivered May 29, 1911, including the opinion of the court delivered by Mr. Chief Justice White and the dissenting opinion of Mr. Justice Harlan:

SUPREME COURT OF THE UNITED STATES.

Nos. 118 and 119—October term, 1910.

118—The United States of America, appellant, vs. the American Tobacco company and others.

119—The American Tobacco company and others, appellants, vs. the United States of America.

Appeals from the Circuit court of the United States for the southern district of New York.

(May 29, 1911.)

Mr. Chief Justice White delivered the opinion of the court:

This suit was commenced on July 19, 1907, by the United States, to prevent the continuance of alleged violations of the first and second sections of the antitrust act of July 2, 1890. The defendants were twenty-nine individuals, named in the margin;* sixty-five American corporations, most of them created in the state of New Jersey, and two English corporations. For convenience of statement we classify the corporate defendants, exclusive of the two foreign ones, which we shall hereafter separately refer to, as follows: The American Tobacco company, a New Jersey corporation, because of its dominant relation to the subject matter of the controversy as the primary defendant, five other New Jersey corporations (viz., American Snuff company, American Cigar company, American Stogie company, MacAndrews & Forbes company and Conley Foll company), because of their relation to the controversy as the accessory, and the fifty-nine other American corporations as the subsidiary defendants.

The ground of complaint against the American Tobacco company rested not alone upon the nature

and character of that corporation and the power which it exerted directly over the five accessory corporations and some of the subsidiary corporations by stock ownership in such corporations, but also upon the control which it exercised over the subsidiary companies by virtue of stock held in said companies by the accessory companies by stock ownership in which the American Tobacco company exerted its power of control. The accessory companies were impleaded either because of their nature and character or because of the power exerted over them through stock ownership by the American Tobacco company and also because of the power which they in turn exerted by stock ownership over the subsidiary corporations and finally the subsidiary corporations were impleaded either because of their nature or because of the control to which they were subjected in and by virtue of the stock ownership above stated. We append in the margin a statement showing the stock control exercised by the principal defendant, the American Tobacco company, over the five accessory corporations and also the authority which it directly exercised over certain of the subsidiary corporations, and a list showing the control exercised over the subsidiary corporations as a result of the stock ownership in the accessory corporations, they being in turn controlled, as we have said, by the principal defendant, the American Tobacco company.†

The two foreign corporations were impleaded either because of their nature and character and the operation and effect of contracts or agreements with the American Tobacco company or the power which it exerted over their affairs by stock ownership.

As we shall have occasion hereafter in referring to matters beyond dispute to set forth the main facts relied upon by the United States as giving rise to the cause of action alleged against all of the defendants it suffices at this moment to say that the bill averred the origin and nature of the American Tobacco company and the origin and na-

*James B. Duke, Caleb C. Dula, Percival S. Hill, George Arents, Paul Brown, Robert B. Dula, George A. Helme, Robert D. Lewis, Thomas J. Maloney, Oliver H. Payne, Thomas P. Ryan, Robert K. Smith, George W. Watts, George G. Allen, John B. Cobb, William R. Harris, William H. McAlister, Anthony N. Brady, Benjamin N. Duke, H. M. Hanna, Herbert D. Kingsbury, Pierre Lorillard, Rufus L. Patterson, Frank H. Ray, Grant B. Schley, Charles N. Strots, Peter A. B. Widener, Welford C. Reed (now deceased) and Williamson W. Fuller.

†Extent of control of American Tobacco company over the accessory corporations:

American Snuff company—Of 120,000 shares of preferred stock owns 12,517 shares directly and 11,274 shares by reason of stock control of P. Lorillard company, in all 23,764 shares; of 110,017 shares of common stock owns 41,214 directly and 34,594 by reason of stock control of P. Lorillard company, in all 75,808 shares.

American Cigar company—Of 100,000 shares of preferred stock owns 89,700 shares directly and 5,000 shares through control of American Snuff company, in all 94,700 shares; of 100,000 shares of common stock owns directly 77,451 shares.

American Stogie company—Of 108,790 shares of common stock controls 73,072³/₄ shares through stock interest in American Snuff company; the American Stogie company owns all of the stock (12,500) of the Union American Cigar company—cigars and stogies.

MacAndrews & Forbes company—Of 37,583 shares of preferred stock (no voting power) owns 7,500 shares; of 30,000 shares of common stock owns 21,129 shares directly and 983 shares through stock control of the R. J. Reynolds company, in all 22,112 shares.

The Conley Foll company—Of 8,250 shares of stock directly owns 4,950 shares.

The American Tobacco company—By stock ownership is the owner outright of the following defendant companies: S. Anargyros (the S. Anargyros company owns all the capital stock, 10 shares, of

the London Cigarette company); F. F. Adams Tobacco company, Blackwell's Durham Tobacco company, Crescent Cigar and Tobacco company, Day and Night Tobacco company, Lührman & Wilbern Tobacco company, Nail & Williams Tobacco company, Nashville Tobacco Works, R. A. Paterson Tobacco company, Monopol Tobacco Works, Spaulding & Merrick.

The American Tobacco company also has the stock interest indicated in the following defendant corporations:

British-American Tobacco company—Owns 1,200,000 shares of 1,500,000 shares of preferred stock and 2,280,012 shares of 3,720,021 shares of common stock. The Imperial Tobacco company, etc.—Owns 721,457 pounds sterling of 18,000,000 pounds sterling of stock.

The John Bollman company—Of 2,000 shares of stock owns 1,020 shares.

P. R. Penn Tobacco company—Of 1,503 shares of stock owns 1,002 shares (through Blackwell's Durham Tobacco company).

R. P. Richardson, Jr., & Co. (Inc.)—Owns 600 out of 1,000 shares of stock and \$120,000 of \$200,000 issue of bonds.

R. J. Reynolds Tobacco company—Owns 50,000 out of 75,250 shares of stock.

Pinkerton Tobacco company—Owns 775 out of 1,000 shares of stock.

Reynolds Tobacco company (of Bristol, Tenn.)—Owns 1,449 shares out of 2,500 shares.

J. W. Carroll Tobacco company—Owns 2,000 out of 3,000 shares.

P. Lorillard company—Owns 15,813 out of 20,000 shares of preferred and all the common stock (30,000 shares).

Kentucky Tobacco Product company—Owns 14 of 1,900 shares preferred and owns directly 5,264 and, through the American Cigar company, 355 out of 8,100 shares of common stock. (The Kentucky Tobacco Product company owns all the capital stock, 100 shares, of the Kentucky Tobacco Extract company).

Porto Rican American Tobacco company—Owns directly 6,578 and through the American Cigar com-

ture of all the other defendant corporations, whether accessory or subsidiary, and the connection of the individual defendants with such corporations. In effect the bill charged that the individual defendants and the defendant corporations were engaged in a conspiracy in restraint of interstate and foreign trade in tobacco and the products of tobacco and constituted a combination in restraint of such trade, in violation of the first section of the act, and also were attempting to monopolize and were actually a monopolization of such trade, in violation of the second section. In support of these charges general averments were made in the bill as to the wrongful purpose and intent with which acts were committed which it was alleged brought about the alleged wrongful result.

pany 6,576 of 13,934 shares of stock. (The Porto Rican-American Tobacco company owns 190 of the 350 shares of preferred and 300 of the 450 shares of common stock of Independent company of Porto Rico; also owns 2,150 of the 5,000 shares of capital stock of the Porto Rico Leaf Tobacco company).

The American Tobacco company is also interested as indicated in the following defendants, supply or machinery companies:

Golden Belt Manufacturing company (cotton bags)—Owns 6,521 of 7,000 shares.

Mengel Box company (wooden boxes)—British-American Tobacco company owns 3,637 of 5,000 shares of stock. (The Mengel company owns all of the capital stock of the Columbia Box company and of the Tyler Box company, respectively 1,500 and 250 shares.)

Amsterdam Supply company (agency to purchase supplies)—Owns majority of stock and controls large part of remainder through subsidiary companies.

Thomas Cigar company (bill posting)—Owns 1,000 out of 1,500 shares.

Manhattan Briar Pipe company—Owns all of stock, 3,500 shares.

International Cigar Machinery company—Of 100,000 shares owns 33,637 shares directly and 29,902 shares through American Cigar company; in all 63,539 shares.

The American Tobacco company is also interested in the following companies, not named as defendants:

American Machine and Foundry company—Owns 510 shares directly and remainder (490) through American Cigar company.

New Jersey Machine company—Owns 510 shares directly and remainder (490) through American Cigar company.

Standard Tobacco Stemmer company—Of 17,300 shares owns 16,845 shares.

Garson Vending Machine company—Of 500 shares owns 250 shares.

The American Snuff company, in addition to stock, etc., interests in the American Tobacco company, American Cigar company and the Amsterdam Supply company, has stock interests in the following defendants:

H. Bolander—Owns all of stock, 1,350 shares.

De Voe Snuff company—Owns all of stock, 500 shares. (The De Voe Snuff company owns all the capital stock, 400 shares, of Sklaner & Co., snuff.)

Standard Snuff company—Owns all of stock, 2,816 shares.

The American Cigar company, in addition to stock interests in the Amsterdam Supply company, American Stogie company, Porto Rican-American Tobacco company, Kentucky Tobacco Product company and International Cigar Machinery company, has the stock interest indicated in the following defendants:

C. D. Burnett Cigar company—Owns 77 out of 150 shares.

M. Blaskower company—Owns 1,875 out of 2,500 shares preferred and 1,875 out of 2,500 shares of common.

Cuban Land and Leaf Tobacco company—Owns all of stock, 1,000 shares. (The Cuban Land and Leaf Tobacco company owns 1,320 of the 1,890 shares of stock of the Vuelta Abajo Steamship company.)

Cliff Well Cigar company—Owns 255 out of 500 shares.

Dusel, Goodloe & Co.—Owns 510 out of 750 shares.

Federal Cigar Real Estate company—Owns all stock, 6,000 shares.

The prayer of the bill was as follows:

"Wherefore petitioner prays:

"1. That the contracts, combinations and conspiracies in restraint of trade and commerce among the states and with foreign nations, together with the attempts to monopolize and the monopolies of the same heretofore described be declared illegal and in violation of the act of congress passed July 2, 1890, and subsequent acts, and that they be prevented and restrained by proper orders of the court.

"2. That the agreements, contracts, combinations and conspiracies entered into by the defendants on or about Sept. 27, 1902, and thereafter, and evidenced among other things by the two written agreements of that date, exhibits 1 and 2 hereto,

J. J. Goodrum Tobacco company—Owns 477 out of 600 shares.

Havana-American company—Owns all stock, 2,500 shares.

Havana Tobacco company—Owns 700 shares out of 47,038 preferred, 166,800 out of 297,912 common stock and \$3,500,000 of \$7,500,000 bonds.

Jordan Gibson & Baum company (inc.)—Owns all preferred and common stock, 250 shares each.

Louisiana Tobacco company (ltd.)—Owns 375 out of 500 shares.

The J. B. Moos company—Owns all of stock, 2,000 shares.

J. & B. Moos—Owns all of common stock, 1,000 shares.

Porto Rican Leaf Tobacco company—Owns 2,500 out of 5,000 shares.

The Smokers' Paradise corporation—Owns all of common stock, 250 shares, and 349 of 500 shares preferred.

Havana Tobacco company has a stock interest in the following corporations:

H. de Cabanis y Carbajal—All of stock, 15,000 shares.

Hy. Clay and Bock & Co. (ltd.)—Owns 9,749 out of 16,950 shares preferred and 14,687 out of 15,990 shares common. (The Hy. Clay, etc., Co. is owner of 16,667 shares of the ordinary capital stock of the Havana Cigar and Tobacco factories (ltd.), and also owns 64 shares of the 1,890 shares of the capital stock of the Vuelta Abajo Steamship company.)

Cuban Tobacco company—Owns all of stock, 50 shares.

Havana Commercial company—Owns 55,562 out of 60,000 shares preferred and 124,713 out of 125,000 shares common. (The Havana Commercial company owns all of the capital stock, 100 shares, of the M. Valle y Co., cigars.)

Havana Cigar and Tobacco factories (ltd.)—Owns 6,774 out of 25,000 shares ordinary stock.

J. S. Murlas y Co.—Owns all of stock, 7,500 shares.

Blackwell's Durham Tobacco company—In addition to a stock interest in the Amsterdam Supply company, has the stock interest indicated in the following defendant corporations:

F. P. Penn Tobacco company—Owns 1,002 out of 1,503 shares.

Scotten-Dillon company—Owns \$10,000 out of \$500,000 of stock.

Wells-Whitehead Tobacco company—Owns all of stock, 1,500 shares.

Conley Foll company—Owns all of the capital stock, 3,000 shares, of the Johnston Tin Foil and Metal company.

P. Lorillard company—Has a stock interest in the American Snuff company and the Amsterdam Supply company.

R. J. Reynolds Tobacco company—In addition to a stock interest in the Amsterdam Supply company and the MacAndrews & Forbes company, owns one-third of the 5,000 shares of stock of the Lipfert Scales company.

The British-American Tobacco company—In addition to a small interest in the Amsterdam Supply company, has the following stock interest in certain defendants:

David Dunlop (plug)—Owns 3,000 of 4,500 shares.

W. S. Mathews & Sons (smoking)—Owns 3,637 out of 5,000 shares of stock.

T. C. Williams company (plug)—Owns all of stock, 4,000 shares.

be declared illegal and that injunctions issue restraining and prohibiting defendants from doing any act in pursuance of or in furtherance of the same within the jurisdiction of the United States.

"3. That the Imperial Tobacco company, its officers, agents and servants be enjoined from engaging in interstate or foreign trade and commerce within the jurisdiction of the United States until it shall cease to observe or act in pursuance of said agreements, contracts, combinations and conspiracies entered into by it and other defendants on or about Sept. 27, 1902, and thereafter, and evidenced among other things by the contracts of that date, exhibits 1 and 2 hereto.

"4. That the British-American Tobacco company be adjudged an unlawful instrumentally created solely for carrying into effect the objects and purposes of said contract, combination and conspiracy entered into on or about Sept. 27, 1902, and thereafter, and that it be enjoined from engaging in interstate or foreign trade and commerce within the jurisdiction of the United States.

"5. That the court adjudge the American Tobacco company, the American Snuff company, the American Cigar company, the American Stogie company, the MacAndrews & Forbes company and the Conley Foli company is each a combination in restraint of interstate and foreign trade and commerce, and that each has attempted and is attempting to monopolize, is in combination and conspiracy with other persons and corporations to monopolize and has monopolized part of the trade and commerce among the several states and with foreign nations, and order and decree that each one of them be restrained from engaging in interstate or foreign commerce, or, if the court should be of opinion that the public interests will be better subserved thereby, that receivers be appointed to take possession of all the property, assets, business and affairs of said defendants and wind up the same and otherwise take such course in regard thereto as will bring about conditions in trade and commerce among the states and with foreign nations in harmony with law.

"6. That the holding of stock by one of the defendant corporations in another under the circumstances shown be declared illegal and that each of them be enjoined from continuing to hold or own such shares in another and from exercising any right in connection therewith.

"7. That defendants, each and all, be enjoined from continuing to carry out the purposes of the above described contracts, combinations, conspiracies and attempts to monopolize by the means herein described, or by any other, and be required to desist and withdraw from all connection with the same.

"8. That each of the defendants be enjoined from purchasing leaf tobacco or from selling and distributing its manufactured output as a part of interstate and foreign trade and commerce in conjunction or combination with any other defendant, and from taking part or being interested in any agreement or combination intended to destroy competition among them in reference to such purchases or sales.

"9. That petitioner have such other, further, and general relief as may be proper."

As to the answers, it suffices to say that all the individual and corporate defendants other than the foreign corporations denied the charges of wrongdoing and illegal combination, and the corporate defendants in particular in addition averred their right under state charters by virtue of which they existed to own and possess the property which they held, and further averred that they were engaged in manufacturing, and that any combination amongst them related only to that subject, and therefore was not within the antitrust act. The two foreign corporations asserted the validity of their corporate organizations and of the assailed agreements, and denied any participation in the alleged wrongful combination.

After the taking of much testimony before a special examiner the case was heard before a court consisting of four judges, constituted under the expediting act of Feb. 11, 1903. In deciding the case in favor of the government, each of the four judges delivered an opinion. (164 Fed., 700.) A final de-

creed was entered on Dec. 15, 1908. The petition was dismissed as to the English corporations, three of the subsidiary corporations, the United Cigar Stores company and all the individual defendants. It was decreed that the defendants other than those against whom the petition was dismissed had theretofore entered into and were parties to combinations in restraint of trade, etc., in violation of the antitrust act, and said defendants and each of them, their officers, agents, etc., were restrained and enjoined "from directly or indirectly doing any act or thing whatsoever in furtherance of the objects and purposes of said combinations, and from continuing as parties thereto." It specifically found that each of the defendants "the American Tobacco company, American Snuff company, American Cigar company, American Stogie company and MacAndrews & Forbes company constitutes and is itself a combination in violation of the said act of congress." The corporations thus named, their officers, etc., were restrained and enjoined "from further directly or indirectly engaging in interstate or foreign trade and commerce in leaf tobacco, or the products manufactured therefrom, or articles necessary or useful in connection therewith. But if any of said last named defendants can hereafter affirmatively show the restoration of reasonably competitive conditions, such defendant may apply to this court for a modification, suspension or dissolution of the injunction herein granted against it." The decree then enumerated the various corporations which it was found held or claimed to own some or all of the capital stock of other corporations, and particularly specified such other corporations, and then made the following restraining provisions:

"Wherefore each and all of defendants, the American Tobacco company, the American Snuff company, the American Cigar company, P. Lorillard company, R. J. Reynolds Tobacco company, Blackwell's Durham Tobacco company and Conley Foli company, their officers, directors, agents, servants and employees, are hereby restrained and enjoined from acquiring, by conveyance or otherwise, the plant or business of any such corporation wherein in any one of them now holds or owns stock; and each and all of said defendant corporations holding stock in other corporations, as above specified, their officers, directors, agents, servants and employees are further enjoined from voting or attempting to vote said stock at any meeting of the stockholders of the corporation issuing the same and from exercising or attempting to exercise any control, direction, supervision or influence whatsoever over the acts and doings of such corporation. And it is further ordered and decreed that each and every of the defendant corporations the stock of which is held by any other defendant corporation as heretofore shown, their officers, directors, servants and agents, be and they are hereby respectively and collectively restrained and enjoined from permitting the stock so held to be voted by any other defendant holding or claiming to own the same or by its attorneys or agents at any corporate election for directors or officers, and from permitting or suffering any other defendant corporation claiming to own or hold stock therein, or its officers or agents, to exercise any control whatsoever over its corporate acts."

Judgment for costs was given in favor of the petitioner and against the defendants as to whom the petition had not been dismissed, except the R. P. Richardson, Jr., & Co., a corporation, which had consented to the decree. The decree also contained a provision that the defendants or any of them should not be prevented "from the institution, prosecution or defense of any suit, action or proceeding to prevent or restrain the infringement of a trade mark used in interstate commerce or otherwise assert or defend a claim to any property or rights." In the event of taking of an appeal to this court, the decree provided that the injunction which it directed "shall be suspended during the pendency of such appeal."

The United States appealed, as did also the various defendants against whom the decree was entered. For the government it is contended:

1. That the petition should not have been dismissed as to the individual defendants.
2. That it should not have been dismissed as to

the two foreign corporations—the Imperial Tobacco company and the British-American Tobacco company and the domestic corporations controlled by the latter—and that, on the contrary, the decree should have commanded the observance of the antitrust act by the foreign corporations so far as their dealings in the United States were concerned, and should have restrained those companies from doing any act in the United States in violation of the antitrust act, whether or not the right to do said acts was asserted to have arisen pursuant to the contracts made outside of or within the United States.

3. The petition should not have been dismissed as to the United Cigar Stores company.

4. The final decree should have adjudged defendants parties to unlawful contracts and conspiracies.

5. The final decree should have adjudged that defendants were attempting to monopolize and had monopolized parts of commerce. More particularly, it is urged, it should have adjudged that the American Tobacco company, American Snuff company, American Cigar company, American Stogie company, MacAndrews & Forbes company, the Conley Foli company, and the British-American Tobacco company were severally attempting to monopolize and had monopolized parts of commerce, and that appropriate remedies should have been applied.

6. The decree was not sufficiently specific, since it should have described with more particularity the methods which the defendants had followed in forming and carrying out their unlawful purpose, and should have prohibited the resort to similar methods.

7. The decree should have specified the shares in corporations disclosed by the evidence to be owned by the parties to the conspiracy, and should have enjoined those parties from exercising any control over the corporations in which such stock was held, and the latter, if made defendant, from permitting such control, and should have also enjoined the collection of any dividends upon the stock.

8. The decree improperly provided that nothing therein should prevent defendants from prosecuting or defending suits; also improperly suspended the injunction pending appeal.

The defendants, by their assignments of errors, complain because the petition was not dismissed as to all, and more specifically (a) because they were adjudged parties to a combination in restraint of interstate and foreign commerce, and enjoined accordingly; (b) because certain defendant corporations holding shares in others were enjoined from voting them or exercising control over the issuing company, and the latter from permitting this, and (c) because the American Tobacco company, American Snuff company, American Cigar company, American Stogie company and the MacAndrews & Forbes company were adjudged unlawful combinations and restrained from engaging in interstate and foreign commerce.

The elaborate arguments made by both sides at bar present in many forms of statement the conflicting contentions resulting from the nature and character of the suit and the defense thereto, the decree of the lower court and the propositions assigned as error to which we have just referred. In so far as all or any of these contentions, as many of them in fact do, involve a conflict as to the application and effect of sections 1 and 2 of the antitrust act, their consideration has been greatly simplified by the analysis and review of that act and the construction affixed to the sections in question in the case of Standard Oil company et al. vs. United States, quite recently decided. In so far as the contentions relate to the disputed propositions of fact, we think, from the view which we take of the case, they need not be referred to, since in our opinion the case can be disposed of by considering only those facts which are indisputable and by applying to the inferences properly deducible from such facts the meaning and effect of the law as expounded in accordance with the previous decisions of this court.

We shall divide our investigation of the case into three subjects: First, the undisputed facts; second, the meaning of the antitrust law and its application as correctly construed to the ultimate

conclusions of fact deducible from the proof; third, the remedies to be applied.

UNDISPUTED FACTS.

The matters to be considered under this heading, we think, can best be made clear by stating the merest outline of the condition of the tobacco industry prior to what is asserted to have been the initial movement in the combination which the suit assails, and in the light so afforded to briefly recite the history of the assailed acts and contracts. We shall divide the subject into two periods, (a) the one from the time of the organization of the first or old American Tobacco company in 1890 to the organization of the Continental Tobacco company, and (b) from the date of such organization to the filing of the bill in this case.

Summarizing in the broadest way the conditions which obtained prior to 1890, as to the production, manufacture and distribution of tobacco, the following general facts are adequate to portray the situation:

Tobacco was grown in many sections of the country having diversity of soil and climate, and therefore was subject to various vicissitudes resulting from the places of production, and consequently varied in quality. The great diversity of use to which tobacco was applied in manufacturing caused it to be that there was a demand for all the various qualities, the demand for all qualities was not local but widespread, extending as well to domestic as to foreign trade, and therefore all the products were marketed under competitive conditions of a peculiarly advantageous nature. The manufacture of the product in this country in various forms was successfully carried on by many individuals or concerns scattered throughout the country, a large number, perhaps, of the manufacturers being in the vicinage of production and others being advantageously situated in or near the principal markets of distribution.

Before January, 1890, five distinct concerns—Allen & Ginter, with factory at Richmond, Va.; W. Duke, Sons & Co., with factories at Durham, N. C., and New York city; Kinney Tobacco company, with factory at New York city; W. S. Kimball & Co., with factory at Rochester, N. Y.; Goodwin & Co., with factory at Brooklyn, N. Y.—manufactured, distributed and sold in the United States and abroad 95 per cent of all the domestic cigarette and less than 1 per cent of the smoking tobacco produced in the United States. There is no doubt that these factories were competitors in the purchase of the raw product which they manufactured and in the distribution and sale of the manufactured products. Indeed, it is shown that prior to 1890 not only had normal and ordinary competition existed between the factories in question, but that the competition had been fierce and abnormal. In January, 1890, having agreed upon a capital stock of \$25,000,000, all to be divided amongst them, and who should be directors, the concerns referred to organized the American Tobacco company in New Jersey “*for trading and manufacturing*,” with broad powers, and conveyed to it the assets and businesses, including good will and right to use the names of the old concerns, and thereafter this corporation carried on the business of all. The \$25,000,000 of stock of the tobacco company was allotted to the charter members as follows: Allen & Ginter, \$3,000,000 preferred, \$4,500,000 common; W. Duke, Sons & Co., \$3,000,000 preferred, \$4,500,000 common; Kinney Tobacco company, \$2,000,000 preferred, \$3,000,000 common; W. S. Kimball & Co., \$1,000,000 preferred, \$1,500,000 common, and Goodwin & Co., \$1,000,000 preferred, \$1,500,000 common.

There is a charge that the valuation at which the respective properties were capitalized in the new corporation was enormously in excess of their actual value. We, however, put that subject aside, since we propose only to deal with facts which are not in controversy.

Shortly after the formation of the new corporation the Goodwin & Co. factory was closed, and the directors ordered “that the manufacture of all tobacco cigarettes be concentrated at Richmond.” The new corporation, in 1890, the first year of its operation, manufactured about 2,500,000,000 cigarettes, that is about 96 or 97 per cent of the total domestic output, and about 5,500,000 pounds of

smoking tobacco out of a total domestic product of nearly 70,000,000 pounds.

In a little over a year after the organization of the company it increased its capital stock by \$10,000,000. The purpose of this increase is inferable from the considerations which we now state.

There was a firm known as Pfingst, Doerhoefer & Co., consisting of a number of partners, who had been long and successfully carrying on the business of manufacturing plug tobacco in Louisville, Ky., and distributing it through the channels of interstate commerce. In January, 1891, this firm was converted into a corporation known as the National Tobacco works, having a capital stock of \$400,000, all of which was issued to the partners. Almost immediately thereafter, in the month of February, the American Tobacco company became the purchaser of all the capital stock of the new corporation, paying \$600,000 cash and \$1,200,000 in stock of the American Tobacco company. The members of the previously existing firm bound themselves by contract with the American Tobacco company to enter its service and manage the business and property sold, and each further agreed that for ten years he would not engage in carrying on, directly or indirectly, or permit or suffer the use of his name in connection with the carrying on of the tobacco business in any form.

In April following the American Tobacco company bought out the business of Philip Whitlock of Richmond, Va., who was engaged in the manufacture of cheroots and cigars, and with the exclusive right to use the name of Whitlock. The consideration for his purchase was \$300,000, and Whitlock agreed to become an employee of the American Tobacco company for a number of years and not to engage for twenty years in the tobacco business.

In the month of April the American Tobacco company also acquired the business of Marburg Bros., a well known firm located at Baltimore, Md., and engaged in the manufacture and distribution of tobacco, principally smoking and snuff. The consideration was a cash payment of \$164,637.65 and stock to the amount of \$2,075,000. The members of the firm also conveyed the right to the use of the firm name and agreed not to engage in the tobacco business for a lengthy period.

Again, in the same month, the American Tobacco company bought out a tobacco firm of old standing, also located in Baltimore, as G. W. Gail & Ax, engaged principally in manufacturing and selling smoking tobacco, buying with the business the exclusive right to use the name of the firm or the partners, and the members of the firm agreed not to engage in the tobacco business for a specified period. The consideration for this purchase was \$77,552.66 in cash and stock to the amount of \$1,760,000. The plant was abandoned soon after.

The result of these purchases was manifested at once in the product of the company for the year 1891, as will appear from a note in the margin.* It will be seen that as to cheroots, smoking tobacco, fine-cut tobacco, snuff and plug tobacco, the company had become a factor in all branches of the tobacco industry.

Referring to the occurrences of the year 1891 as in all respects typical of the occurrences which took place in all the other years of the first period—that is, during the years, 1892, 1893, 1894, 1895, 1896, 1897 and 1898—we content ourselves with saying that it is undisputed that between February, 1891, and October, 1898, including the purchases which we have specifically referred to, the American Tobacco company acquired fifteen going tobacco

concerns doing business in the states of Kentucky, Louisiana, Maryland, Michigan, Missouri, New York, North Carolina and Virginia. For ten of the plants an all-cash consideration of \$6,410,235.26 was paid, while the payments for the remaining five aggregated in cash \$1,115,100.95 and in stock \$4,123,000. It is worth noting that the last purchase, in October, 1898, was of the Drummond Tobacco company, a Missouri corporation dealing principally in plug, for which a cash consideration was paid of \$3,457,500.

The corporations which were combined for the purpose of forming the American Tobacco company produced a very small portion of plug tobacco. That an increase in this direction was contemplated is manifested by the almost immediate increase of the stock and its use for the purpose of acquiring, as we have indicated, in 1891 and 1892, the ownership and control of concerns manufacturing plug tobacco and the consequent increase in that branch of production. There is no dispute that as early as 1893 the president of the American Tobacco company, by authority of the corporation, approached leading manufacturers of plug tobacco and sought to bring about a combination of the plug tobacco interests, and upon the failure to accomplish this ruinous competition by lowering the price of plug below its cost ensued. As a result of this warfare, which continued until 1898, the American Tobacco company sustained severe losses aggregating more than \$4,000,000. The warfare produced its natural result, not only because the company acquired during the last two years of the campaign, as we have stated, control of important plug tobacco concerns, but other engaged in the industry came to terms. We say this, because in 1898, in connection with several leading plug manufacturers, the American Tobacco company organized a New Jersey corporation styled the Continental Tobacco company, for "trading and manufacturing," with a capital of \$75,000,000, afterward increased to \$100,000,000. The new company issued its stock and took transfers to the plants, assets and businesses of five large and successful competing plug manufacturers.†

The American Tobacco company also conveyed to this corporation, at large valuations, the assets, brands, real estate and good will pertaining to its plug tobacco business, including the National Tobacco company, the James G. Butler Tobacco company, Drummond Tobacco company and Brown Tobacco company, receiving as consideration \$30,274,200 of stock (one-half common and one-half preferred), \$300,000 cash and an additional sum for losses sustained in the plug business during 1898, \$340,035. Mr. Duke, the president of the American Tobacco company, also became president of the Continental company.

Under the preliminary agreement which was made, looking to the formation of the Continental Tobacco company, that company acquired from the holders all the \$3,000,000 of the common stock of the P. Lorillard company in exchange for \$6,000,000 of its stock, and \$1,581,300 of the \$2,000,000 preferred in exchange for notes aggregating a sum considerably larger. The Lorillard company, however, although it thus passed practically under the control of the American Tobacco company by virtue of its ownership of stock in the Continental company, was not a subsidiary, but its business continued to be conducted as a distinct corporation, its goods being marked and put upon the market, just as if they were the manufacture of an independent concern.

Following the organization of the Continental To-

*The output of the American Tobacco company for 1891 was:		Number.	Pounds.
Cigarettes	2,783,775,000
Cheroots and little cigars	40,009,000
Smoking	13,813,355
Fine cut	560,633
Snuff	283,162
Plug	4,442,774
Total output for the United States, 1891:		Number.	Pounds.
Cigarettes	3,137,318,596
Smoking	76,708,300
Fine cut	16,968,870
Plug and twist	166,177,915
Snuff	10,674,241

†P. J. Sorg company, having factory in Middletown, O., who received preferred stock \$4,850,000, common stock \$4,525,000 and cash \$24,375.
John Finzer & Bros. having factory at Louisville, Ky., who received preferred stock \$2,250,000, common stock \$3,050,000 and cash \$550,000.
Daniel Scotten & Co., having factory at Detroit, Mich., who received preferred stock \$1,911,100 and common stock \$3,012,500.
P. H. Mayo & Bros., having factory at Richmond, Va., who received preferred stock \$1,250,000, common stock \$1,925,000 and cash \$66,125.
John Wright company, having factory at Richmond, Va., who received preferred stock \$495,000, common stock \$495,000 and cash \$4,116.67.

bacco company, the American Tobacco company increased its capital stock from \$35,000,000 to \$70,000,000 and declared a stock dividend of 100 per cent on its common stock—that is, a stock dividend of \$21,000,000.

As the facts just stated bring us to the end of the first period which at the outset we stated it was our purpose to review, it is well briefly to point out the increase in the power and control of the American Tobacco company and the extension of its activities to all forms of tobacco products which had been accomplished just prior to the organization of the Continental Tobacco company. Nothing could show it more clearly than the following: At the end of the time the company was manufacturing 86 per cent or thereabouts of all the cigarettes produced in the United States, above 22 per cent of all the smoking tobacco, more than 26 per cent of all plug tobacco, 51 per cent of all little cigars, 6 per cent each of all snuff and fine cut tobacco and over 2 per cent of all cigars and cheroots.

A brief reference to the occurrences of the second period—that is, from and after the organization of the Continental Tobacco company up to the time of the bringing of this suit, will serve to make evident that the transactions in their essence had all the characteristics of the occurrences of the first period.

In the year 1899 and thereafter either the American or the Continental company, for cash or stock, at an aggregate cost of \$50,000,000 bought and closed up some thirty competing corporations and partnerships theretofore engaged in interstate and foreign commerce as manufacturers, sellers and distributors of tobacco and related commodities, the interested parties covenanting not to engage in the business. Likewise the two corporations acquired for

cash, by issuing stock and otherwise, control of many competing corporations, now going concerns, with plants in various states, Cuba and Porto Rico, which manufactured, bought, sold and distributed tobacco products or related articles throughout the United States and foreign countries, and took from the parties in interest covenants not to engage in the tobacco business.

The plants thus acquired were operated until the merger in 1904, to which we shall hereafter refer, as a part of the general system of the American and Continental companies. The power resulting from and the purpose contemplated in making these acquisitions by the companies just referred to, however, may not be measured by considering alone the business of the company directly acquired, since some of those companies were made the vehicles as representing the American or Continental company for acquiring and holding the stock of other and competing companies, thus amplifying the power resulting from the acquisitions directly made by the American or Continental company, without ostensibly doing so. It is, besides, undisputed that in many instances the acquired corporations with the subsidiary companies over which they had control through stock ownership were carried on ostensibly as independent concerns disconnected from either the American or the Continental company, although they were controlled and owned by one or the other of these companies. Without going into details on these subjects, for the sake of brevity we append in the margin a statement of the corporations thus acquired with the mention of the competing concerns which such corporations acquired.*

It is of the utmost importance to observe that the acquisitions made by the subsidiary corporations in some cases likewise show the remarkable fact

*Monopol Tobacco works (New York, N. Y.). Capital, \$40,000; cigarettes and smoking tobacco. In 1899 the American Tobacco company acquired all the shares for \$250,000, and it is now a selling agency.

Luhrman & Wilbern Tobacco company (Middletown, O.). Capital, \$900,000; scrap tobacco. This business was formerly carried on by a partnership.

Mengel Box company (Louisville, Ky.). Capital, \$2,600,000; boxes for packing tobacco. This company has acquired the stock (\$150,000) of Columbia Box company and of Tyler Box company (\$25,000), both at St. Louis.

The Porto Rican-American Tobacco company (Porto Rico). Capital, \$1,799,000. In 1899 the American company caused the organization of the Porto Rican-American Tobacco company, which took over the partnership business of Escabado y Portela, manufacturer of cigars and cigarettes, with covenants not to compete. The American Tobacco company and American Cigar company each hold \$855,300 of the stock; the balance is in the hands of individuals.

Kentucky Tobacco Product company (Louisville, Ky.). Capital, \$1,000,000. In 1899 the Continental company acquired control of the Louisville Spirit-Cured Tobacco company, engaged in curing and treating tobacco and utilizing the stems for fertilizers. By agreement, the Kentucky Tobacco Product company was organized in New Jersey, with \$1,000,000 capital, \$450,000 issued to the old stockholders and \$550,000 to Continental company, as consideration for agreement to supply stems.

Golden Belt Manufacturing company (North Carolina). Capital, \$700,000; cotton bags and containers. In 1899 the American Tobacco company acquired the business of this corporation, which was formed to take over a going business.

The Conley Foil company (New York). Capital, \$825,000; tinfoil combination. In December, 1899, the American Tobacco company secured control of the business of John Conley & Son (partnership), New York, N. Y., manufacturers of tinfoil, an essential for packing tobacco products. By agreement the Conley Foil company was incorporated in New Jersey "for trading and manufacturing," etc., with \$250,000 capital (afterward \$375,000 and \$825,000), which took over the firm's business and assets, etc., and the American Tobacco company became owner of the majority shares. The Conley Foil company has acquired all the stock of the

Johnson Tinfoil and Metal company, a defendant, of St. Louis, a leading competitor, and they supply under fixed contracts the tinfoil used by defendants.

R. J. Reynolds Tobacco company (Winston, Salem, N. C.). In 1899 the Continental Tobacco company acquired control of the R. J. Reynolds Tobacco company, one of the largest manufacturers of plug—output in 1898, 6,000,000 pounds. By agreement, a new corporation (with same name) was organized in New Jersey and capitalized at \$5,000,000 (afterward \$7,525,000), which took over the business and assets of the old one. The Continental company immediately acquired the majority shares and the American company now holds \$5,000,000 of stock. The separate organization has been preserved.

There was acquired in the name of the new Reynolds company, with covenants against competition, the following plants:

In 1900, T. L. Vaughn & Co., partnership of Winston, N. C., consideration \$90,506; Brown Bros. company, a North Carolina corporation, Winston, N. C., consideration \$67,615, and P. H. Hanes & Co. and B. F. Hanes & Co., Winston, N. C., partnership, consideration \$671,950.

In 1905, Rucker & Witten Tobacco company, Martinsville, Va., consideration \$512,898.

In 1906, D. H. Spencer & Co., Martinsville, Va., consideration \$314,255.

(All of the foregoing plants were closed as soon as purchased.)

The majority of the \$400,000 capital stock in the Lipfert-Scales company of Winston, N. C., a corporation largely engaged in the manufacture of plug tobacco and interstate and foreign commerce in leaf tobacco and its products, was acquired by the Reynolds company. The separate organization of the Lipfert-Scales company is preserved and the business carried on under its corporate name.

The R. J. Reynolds Tobacco company also holds \$98,300 stock of the MacAndrews & Forbes company and \$9,600 of the Amsterdam Supply company.

Blackwell's Durham Tobacco company (Durham, N. C.). Capital, \$1,090,000. In 1899 the American Tobacco company procured for \$4,000,000 all the stock of Blackwell's Durham Tobacco company at Durham, N. C., manufacturer and distributor of tobacco products. Thereupon the Blackwell's Durham Tobacco Company of New Jersey, capital \$1,000,000, all owned by the American, was organized and took over the assets of the old company, then

stated above—that is, the disbursement of enormous amounts of money to acquire plants, which on being purchased were not utilized, but were immediately closed. It is also to be remarked that the facts stated in the memorandum in the margin show on their face a singular identity between the conceptions which governed the transactions of this latter period with those which evidently existed at the very birth of the original organization of the American Tobacco company, as exemplified by the transactions in the first period. A statement of particular transactions outside of those previously referred to as having occurred during the period in question will serve additionally to make the situation clear. And to accomplish this purpose we shall, as briefly as may be consistent with clarity, separately refer to the facts concerning the organization during the second period of the five corporations which were named as defendants in the bill, as heretofore stated and which for the purpose of designation we have hitherto classified as accessory defendants, such corporations being the American Snuff company, American Cigar company, American Stogie company, MacAndrews & Forbes company (licorice) and Conley Foli company.

(1) The American Snuff company—As we have seen, the American Tobacco company at the commencement of the first period produced a very small quantity of snuff. Its capacity, however, that regard was augmented owing particularly to the formation of the Continental Tobacco company and the acquisition of the Lorillard company, by which it came to be a serious factor as a snuff producer. There shortly ensued an aggressive competition in the snuff business between the American Tobacco company, with the force acquired from the vantage ground resulting from the dominancy of its expanded organization, and others in the trade operating independently of that organization. The result was identical with that which had previously arisen from like conditions in the past.

In March, 1900, there was organized in New Jersey a corporation known as the American Snuff company, with a capital of \$25,000,000, one-half preferred and one-half common, which took over the snuff business of the P. Lorillard company, Continental Tobacco company and the American Tobacco company, with that of a large competitor, viz., the Atlantic Snuff company. The stock of the new company was thus apportioned: Atlantic Snuff company, preferred \$7,500,000, common \$25,000,000; P. Lorillard company, preferred \$1,124,700, common \$3,459,100; the American Tobacco company, preferred \$1,177,800, common \$3,227,500; Continental Tobacco company, preferred \$197,500, common \$813,100. The stock issued to Continental Tobacco company and the defendants, P. Lorillard company and the American Tobacco company, is still held by the latter, and they have at all times had a controlling interest in the snuff company. All the companies, together with their officers and directors, covenanted that they would not thereafter engage as competitors in the tobacco business or the manufacture, sale or distribution of snuff.

Among the assets transferred to the Atlantic Snuff company to American Snuff company were all the shares (\$600,000) of W. E. Garrett & Sons (Inc.), then and now one of the oldest and very largest producers of snuff, for a long time and still engaged at Yorkland, Del., in interstate and foreign commerce in tobacco and its products, and which controlled through stock ownership the Southern Snuff company, Memphis, Tenn.; Dental Snuff company, Lynchburg, Va., and Stewart-Ralph Snuff company, Clarksville, Tenn. The separate existence of W. E. Garrett & Sons (Inc.) has been preserved and its business conducted under the corporate name. In March, 1900, the American Snuff

company acquired all the shares of George W. Helme company, one of the oldest and largest producers of snuff and actively engaged at Helmetta, N. J., in interstate and foreign commerce in competition with defendants, by issuing in exchange therefor \$2,000,000 preferred stock and \$1,000,000 common; and it thereafter took a conveyance of all assets of the acquired company and now operates the plant under its own name.

As a result of the transactions just stated, it came to pass that the American Tobacco company, which had at the end of the first period only a very small percentage of the snuff manufacturing business, came virtually to have the dominant control as a manufacturer of that product.

(2) Conley Foli company, manufacturers of tin-foli, an essential for packing tobacco products—In December, 1899, the American Tobacco company secured control of the business of John Conley & Sons, a partnership, of New York city. By agreement the Conley Foli company was incorporated in New York "for trading and manufacturing," etc., with \$250,000 capital, ultimately increased to \$825,000. The corporation took over the business and assets of the firm and the American Tobacco company became owner of a majority of the shares of stock. The Conley Foli company has acquired all the shares of stock of the Johnson Tinfoil & Metal company of St. Louis, a leading competitor, and they supply, under fixed contracts at remunerative prices, the tinfoil used by the defendants, which constitutes the major part of the total production in the United States.

(3) American Cigar company—Prior to 1901 the American and Continental Tobacco companies manufactured, sold and distributed cigars, stogies and cheroots. In the year stated the companies determined to engage in the business upon a larger scale. Under agreement with Powell, Smith & Co., large manufacturers and dealers in cigars, they caused the incorporation in New Jersey of the American Cigar company, "for trading and manufacturing," etc., to which all three conveyed their said business, and it has since carried on the same. The American and Continental companies each acquired 46 2/3 per cent of the shares and Powell, Smith & Co. 7 per cent; the original capitalization was \$10,000,000 (afterwards \$20,000,000), and more than three-fourths is owned by the former. The cigar company acquired many competitors (partnerships and corporations) engaged in interstate and foreign commerce, taking from the parties covenants against engaging in the tobacco business; and it has also procured the organization of controlled corporations which have acquired competing manufacturers, jobbers and distributors in the United States, Cuba and Porto Rico. It manufactures, sells and distributes a considerable percentage of domestic cigars; is the dominating factor in the tobacco business, foreign and domestic, in Cuba and Porto Rico, and is there engaged in tobacco planting. It also controls corporate jobbers in California, Alabama, Virginia, Pennsylvania, Georgia, Louisiana, New Jersey and Tennessee.

(4) The MacAndrews & Forbes company, manufacturers of licorice—There is no question that licorice paste is an essential ingredient in the manufacture of plug tobacco, and that one who is debarred from obtaining such paste would therefore be unable to engage in or carry on the manufacture of such product. The control over this article was thus secured: In May, 1902, the Continental company secured control of MacAndrews & Forbes company of Newark, N. J., and organized "for trading and manufacturing" a corporation known as the MacAndrews & Forbes company, with a capital of \$7,000,000, \$4,000,000 preferred and \$3,000,000 common,

under receivership. Its separate organization has been preserved.

The Durham house has acquired control of the following competitors: Reynolds Tobacco company, R. Pen. Tobacco company and Wells-Whitehead Tobacco company.

The following companies came also under the control of the American Tobacco company through acquired stock ownership.

S. Anargyros, Capital, \$650,000; Turkish cigarettes. In 1890 the American Tobacco company pro-

duced the organization of corporation of S. Anargyros, which took over that individual's going business and has since controlled it. Through this company the business in Turkish cigarettes is largely conducted.

The John Bollman company (San Francisco), Capital, \$200,000; cigarettes. In 1900 the American Tobacco company procured organization of the John Bollman company, which took over the business of the former concern in exchange for stock. Its separate organization has been preserved.

which took over the business of MacAndrews & Forbes and another large competitor. The Continental company acquired two-thirds of the common stock by agreeing to purchase its supply of paste from the new company. The American Tobacco company, at the time of the filing of the bill, was the owner of \$2,112,900 of the common stock and \$750,000 preferred. By various purchases and agreements the MacAndrews & Forbes company acquired, substantially, the business of all competitors. Thus, in June, 1902, it purchased the business of the Stamford and Manufacturing company of Stamford, Conn., and incorporated the National Licorice company, which acquired the business of Young & Smylie and F. B. & V. P. Scudder, and the National company agreed with MacAndrews & Forbes not to produce licorice for tobacco manufacturers. In 1906 all the stock in the J. S. Young company (\$1,800,000), which had been organized to take over the business of the J. S. Young company of Baltimore, Md., was acquired by the MacAndrews & Forbes company. The MacAndrews & Forbes company used in excess of 95 per cent of the licorice root consumed in the United States.

(5) American Stogie company.—In May, 1903, the American Cigar company and the American and Continental Tobacco companies caused the American Stogie company to be incorporated in New Jersey with \$11,979,000 capital, which immediately took over the stogie and tobe business of the companies named in exchange for \$5,206,275 stock, and then in the usual ways acquired the business of others in the manufacturing and distribution of such products, with covenants not to compete. It acquired, in exchange for \$3,647,725 stock, all shares of United States Cigar company (which had previously acquired and owned the business of important competitors) and subsequently took the conveyance of the plant and assets. The majority shares always have been held by defendant, the American Cigar company.

As we think the legitimate inferences deducible from the undisputed facts which we have thus stated will be sufficient to dispose of the controversy, we do not deem it necessary to expand this statement so as to cause it to embrace a recital of the undisputed facts concerning the entry of the American Tobacco company into the retail tobacco trade through the acquisition of a controlling interest in the stock of what is known as the United Cigar Stores company, as well as to some other subjects which, for the sake of brevity, we likewise pass over in order to come to a statement concerning the foreign companies.

The English companies.—In September, 1901, the American Tobacco company purchased for \$5,347,000 a Liverpool (England) corporation known as Ogdens Limited, there engaged in manufacturing and distributing tobacco products. A trade conflict which at once ensued caused many of the English manufacturers to combine into an incorporation known as the Imperial Tobacco Company of Great Britain and Ireland, capital \$15,091,000, afterward increased to \$18,000,000 sterling. The trade war was continued between this corporation and the American Tobacco company, with a result substantially identical with that which had hitherto, as we have seen, arisen from such a situation.

In September, 1902, the Imperial and the American companies entered into contracts (executed in England) stipulating that the former should limit its business to the United Kingdom except purchasing leaf in the United States (it buys 54,000,000 pounds annually); that the American companies should limit their business to the United States, its dependencies, and Cuba, and that the British-American Tobacco company, with capital of \$6,000,000 apportioned between them, should be organized, take

over the export business of both and operate in other countries, etc. This arrangement was immediately put into effect and has been observed.

The Imperial company holds one-third and the American company two-thirds of the capital stock of the British-American Tobacco company (Ltd.). The latter company maintains a branch office in New York city, and the vice-president of the American Tobacco company is a principal officer. This company uses large quantities of domestic leaf, but exports to various plants abroad and about half manufactured here and then exported. By agreement all this is purchased through the American Tobacco company. In addition to many plants abroad, it has warehouses in various states and plants at Petersburg, Va., and Durham, N. C., where tobacco is manufactured and then exported.

The purchase of necessary leaf tobacco in the United States by the Imperial company is now made through a resident general agent and is exported as a part of foreign commerce.

Not to break the continuity of the narrative of facts, we have omitted in the proper chronological order to state the facts relative to what was known as the Consolidated Tobacco company. We now particularly refer to that subject.

The Consolidated Tobacco company.—In June, 1901, parties largely interested in the American and Continental companies caused the incorporation in New Jersey of the Consolidated Tobacco company, capital \$30,000,000 (afterward \$40,000,000), with broad powers and perpetuity existing in the business throughout the world and to guarantee securities of other companies, etc. A majority of shares was taken by a few individuals connected with the old concerns: A. N. Brady, J. B. Duke, A. H. Payne, Thomas Ryan, W. C. Whitney and P. A. B. Widener. J. B. Duke, president of both the old companies, became president of the Consolidated. Largely in exchange for bonds the new company acquired substantially all the shares of common stock of the old ones. Its business of holding and financing was continued until 1904, when, with the American and Continental companies, it was merged into the present American Tobacco company.

By proceedings in New Jersey, October, 1904, the (old) American Tobacco company, Continental Tobacco company and Consolidated Tobacco company were merged into one corporation, under the name of the American Tobacco company, the principal defendant here. The merged company, with perpetual existence, was capitalized at \$150,000,000 (\$80,000,000 preferred, ordinarily without power to vote).

The powers conferred by the charter are stated in the margin.*

Prior to the merger the Consolidated Tobacco company, a majority of whose \$40,000,000 share capital was held by J. B. Duke, Thomas F. Ryan, William C. Whitney, Anthony N. Brady, Peter A. B. Widener and Oliver H. Payne, had acquired, as already stated, nearly all common shares of both old American and Continental companies, and thereby control. The preferred shares, however, were held by many individuals. Through the method of distribution of the stock of the new company, in exchange for shares in the old American and in the Continental company it resulted that the same six men in control of the combination through the Consolidated Tobacco company continued that control by ownership of stock in the merged or new American Tobacco company. The assets, property, etc., of the old companies passed to the American Tobacco company (merged), which has since carried on the business.

The record indisputably discloses that after this merger the same methods which were used from the beginning continued to be employed. Thus, it

*To buy, manufacture, sell and otherwise deal in tobacco and the products of tobacco in any and all forms; * * * to guarantee dividends on any shares of the capital stock of any corporation in which said merged corporation has an interest as stockholder; * * * to carry on any business operations deemed by such merged corporation to be necessary or advisable in connection with any of the objects of its incorporation or in furtherance of any thereof, or tending to increase the value of its property or stock; * * * to conduct busi-

ness in all other states, territories, possessions and dependencies of the United States of America and in all foreign countries; * * * to purchase or otherwise acquire and hold, sell, assign, transfer, mortgage, pledge or otherwise dispose of the shares of the capital stock or of any bonds, securities or other evidences of indebtedness created by any other corporation or corporations of this or any other state or government, and to issue its own obligations in payment or exchange therefor. * * *

is beyond dispute: First, that since the organization of the new American Tobacco company that company has acquired four large tobacco concerns; that restrictive covenants against engaging in the tobacco business were taken from the sellers and that the plants were not continued in operation, but were at once abandoned. Second, that the new company has, besides acquiring control of eight additional concerns, the business of such concerns being now carried on by four separate corporations, all absolutely controlled by the American Tobacco company, although the connection as to two of these companies with that corporation was long and persistently denied.

Thus, reaching the end of the second period and coming to the time of the bringing of the suit, brevity prevents us from stopping to portray the difference between the condition in 1890 when the (old) American Tobacco company was organized by the consolidation of five competing cigarette concerns and that which existed at the commencement of the suit. That situation and the vast power which the principal and accessory corporate defendants and the small number of individuals who own a majority of the common stock of the new American Tobacco company exert over the marketing of tobacco as a raw product, its manufacture, its marketing when manufactured and its consequent movement in the channels of interstate commerce, indeed relatively over foreign commerce and the commerce of the whole world in the raw and manufactured products, stand out in such bold relief from the undisputed facts which have been stated as to lead us to pass at once to the second fundamental proposition which we are required to consider—that is, the construction of the antitrust act and the application of the act as rightly construed to the situation as proven in consequence of having determined the ultimate and final inferences properly deducible from the undisputed facts which we have stated.

THE CONSTRUCTION AND APPLICATION OF THE ANTI-TRUST ACT.

If the antitrust law is applicable to the entire situation here presented and is adequate to afford complete relief for the evils which the United States insists that situation presents, it can only be because that law will have been more comprehensive application than has been affixed to it in any previous decision. This will be the case because the undisputed facts as we have stated them involve questions as to the operation of the antitrust law not hitherto presented in any case. Thus, even if the ownership of stock by the American Tobacco company in the accessory and subsidiary companies and the ownership of stock in any of those companies among themselves were held, as was decided in the Standard Oil company case, to be a violation of the act and all relations resulting from such stock ownership were therefore set aside the question would yet remain whether the principal defendant, the American Tobacco company, and the five accessory defendants, even when divested of their stock ownership in other corporations, by virtue of the power which they would continue to possess, even although thus stripped, would incur a violation of the act under the second sections of the act. Again, if it were held that the corporations the existence whereof was due to a combination between such companies and other companies was a violation of the act, the question would remain whether such of the companies as did not owe their existence and power to combinations, but whose power alone arose from the exercise of the right to acquire and own property, would be amenable to the prohibitions of the act. Yet, further, even if this proposition was held in the affirmative, the question would remain whether the principal defendant, the American Tobacco company, when stripped of its stock ownership, would be in and of itself within the prohibitions of the act, although that company was organized and took being before the antitrust act was passed. Still further, the question would yet remain whether particular corporations which when bereft of the power which they possessed as resulting from stock ownership, although they were not inherently possessed of a sufficient residuum of power to cause them to be in and of themselves

either a restraint of trade or a monopolization or an attempt to monopolize, should nevertheless be restrained because of their intimate connection and association with other corporations found to be within the prohibitions of the act. The necessity of relief as to all these aspects, we think, seemed to the government so essential, and the difficulty of giving to the act such a comprehensive and coherent construction as would be adequate to enable it to meet the entire situation, led to what appears to us to be in their essence a resort to methods of construction not compatible one with the other. And the same apparent conflict is presented by the views of the act taken by the defendants when their contentions are accurately stated.

Thus the government, for the purpose of fixing the illegal character of the original combination which organized the old American Tobacco company, asserts that the illegal character of the combination is plainly shown because the combination was brought about to stay the progress of a flagrant and ruinous trade war. In other words, the contention is that as the act forbids every contract and combination it hence prohibits a reasonable and just agreement made for the purpose of ending a trade war. But as thus construing the act by the rule of the letter which kills would necessarily operate to take out of the reach of the act some of the accessory and many subsidiary corporations, the existence of which depends not at all upon combination or agreement or contract but upon mere purchases of property, it is insisted in many forms of argument that the rule of construction to be applied must be the spirit and intent of the act, and therefore its prohibitions must be held to extend to acts even if not within the literal terms of the statute if they are within its spirit, because done with an intent to bring about the harmful results which it was the purpose of the statute to prohibit. So as to the defendants. While it is argued on the one hand that the forms by which various properties were acquired in view of the letter of the act exclude many of the assailed transactions from condemnation, it is yet urged that giving to the act the broad construction which it should rightfully receive, whatever may be the form, no condemnation should follow, because looking at the case as a whole every act assailed is seen to have been but a legitimate and lawful result of the exertion of honest business methods brought into play for the purpose of advancing trade instead of with the object of obstructing and restraining the same. But the difficulties which arise, from the complexity of the particular dealings which are here involved and the situation which they produce, we think grows out of a plain misconception of both the letter and spirit of the antitrust act. We say of the letter, because while seeking by a narrow rule of the letter to include things which it is deemed would otherwise be excluded the contention really destroys the great purpose of the act, since it renders it impossible to apply the law to a multitude of wrongful acts, which would come within the scope of its remedial purposes by resort to a reasonable construction, although they would not be within its reach by a too narrow and unreasonable adherence to the strict letter. This must be the case unless it be possible to resort to say that for the purpose of including one class of acts which would not otherwise be embraced a literal construction, although in conflict with reason, must be applied, and for the purpose of including other acts which would not otherwise be embraced a reasonable construction must be resorted to. That is to say, two conflicting rules of construction must at one and the same time be applied and adhered to.

The obscurity and resulting uncertainty, however, is now but an abstraction, because it has been removed by the consideration which we have given quite recently to the construction of the antitrust act in the Standard Oil case. In that case it was held, without departing from any previous decision of the court, that as the statute had not defined the words "restraint of trade," it became necessary to construe those words, a duty which could only be discharged by a resort to reason. We say the doctrine thus stated was in accord with all the previous decisions of this court, despite the fact that the contrary view was sometimes erroneously

attributed to some of the expressious used in two prior decisions. (Trans-Missouri Freight association and Joint Traffic cases, 166 U. S., 290, and 171 U. S., 505.) That such view was a mistaken one was fully pointed out in the Standard Oil case and is additionally shown by a passage in the opinion in the Joint Traffic case, as follows (171 U. S., 568): "The act of congress must have a reasonable construction or else there would scarcely be an agreement or contract among business men that could not be said to have, indirectly or remotely, some bearing on interstate commerce, and possibly to restrain it." Applying the rule of reason to the construction of the statute, it was held in the Standard Oil case that as the words "restraint of trade" at common law and in the law of this country at the time of the adoption of the anti-trust act only embraced acts or contracts or agreements or combinations which operated to the prejudice of the public interests by unduly restricting competition or unduly obstructing the due course of trade or which, either because of their inherent nature or effect or because of the evident purpose of the acts, etc., injuriously restrained trade, that the words as used in the statute were designed to have and did have but a like significance. It was therefore pointed out that the statute did not forbid or restrain the power to make normal and usual contracts to further trade by resorting to all normal methods, whether by agreement or otherwise, to accomplish such purpose.

In other words, it was held not that acts which the statute prohibited could be removed from the control of its prohibitions by a finding that they were reasonable, but that the duty to interpret which inevitably arose from the general character of the term "restraint of trade" required that the words "restraint of trade" should be given a meaning which would not destroy the individual right to contract and render difficult if not impossible any movement of trade in the channels of interstate commerce—the free movement of which it was the purpose of the statute to protect. The soundness of the rule that the statute should receive a reasonable construction, after further mature deliberation, we see no reason to doubt. Indeed, the necessity for not departing in this case from the standard of the rule of reason which is universal in its application is so plainly required in order to give effect to the remedial purposes which the act under consideration contemplates, and to prevent that act from destroying all liberty of contract and all substantial right to trade, and thus causing the act to be at war with itself by annihilating the fundamental right of freedom to trade which, on the very face of the act, it was enacted to preserve, is illustrated by the record before us. In truth, the plain demonstration which this record gives of the injury which would arise from and the promotion of the wrong which the statute was intended to guard against, which would result from giving to the statute a narrow, unreasoning and unheard of construction, as illustrated by the record before us, if possible serves to strengthen our conviction as to the correctness of the rule of construction, the rule of reason, which was applied in the Standard Oil case, the application of which rule to the statute we now, in the most unequivocal terms, re-express and reaffirm.

Coming then to apply to the case before us the act as interpreted in the Standard Oil and previous cases, all the difficulties suggested by the mere form in which the assailed transactions are clothed become of no moment. This follows because, although it was held in the Standard Oil case that, giving to the statute a reasonable construction, the words "restraint of trade" did not embrace all the normal and usual contracts essential to individual freedom and the right to make which was necessary in order that the course of trade might be free, yet, as a result of the reasonable construction which was affixed to the statute, it was pointed out that the generic designation of the first and second sections of the law, when taken together, embraced every conceivable act which could possibly come within the spirit or purpose of the prohibitions of the law, without regard to the garb in which such acts were clothed. That is to say, it was held that in view of the general language of

the statute and the public policy which it manifested, there was no possibility of frustrating that policy by resorting to any disguise or subterfuge of form, since resort to reason rendered it impossible to escape by any indirection the prohibitions of the statute.

Considering, then, the undisputed facts which we have previously stated, it remains only to determine whether they establish that the acts, contracts, agreements, combinations, etc., which were assailed were of such an unusual and wrongful character as to bring them within the prohibitions of the law. That they were, in our opinion, so overwhelmingly, results from the undisputed facts that it seems only necessary to refer to the facts as we have stated them to demonstrate the correctness of this conclusion. Indeed, the history of the combination is so replete with the doing of acts which it was the obvious purpose of the statute to forbid, so demonstrative of the existence from the beginning of a purpose to acquire dominion and control of the tobacco trade, not by the mere exertion of the ordinary right to contract and to trade, but by methods devised in order to monopolize the trade by driving competitors out of business, which were ruthlessly carried out upon the assumption that to work upon the fears or play upon the cupidities of competitors would make success possible. We say these conclusions are inevitable, not because of the vast amount of property aggregated by the combination, not because alone of the many corporations which the proof shows were united by resort to one device or another. Again, not alone because of the dominion and control over the tobacco trade which actually exists, but because we think the conclusion of wrongful purpose and illegal combination is overwhelmingly established by the following considerations:

(a) By the fact that the very first organization or combination was impelled by a previously existing fierce trade war, evidently inspired by one or more of the minds which brought about and became parties to that combination.

(b) Because, immediately after that combination and the increase of capital which followed, the acts which ensued justify the inference that the intention existed to use the power of the combination as a vantage ground to further monopolize the trade in tobacco by means of trade conflicts designed to injure others, either by driving competitors out of the business or compelling them to become parties to a combination—a purpose whose execution was illustrated by the plug war which ensued and its results, by the snuff war which followed and its results and by the conflict which immediately followed the entry of the combination in England and the division of the world's business by the two foreign contracts which ensued.

(c) By the ever present manifestation which is exhibited by a conscious wrongdoing by the form in which the various transactions were embodied from the beginning, ever changing but ever in substance the same. Now the organization of a new company, now the control exerted by the taking of stock in one or another or in several, so as to obscure the result actually attained, nevertheless uniform, in their manifestations of the purpose to restrain others and to monopolize and retain power in the hands of the few who, it would seem, from the beginning contemplated the mastery of the trade which practically followed.

(d) By the gradual absorption of control over all the elements essential to the successful manufacture of tobacco products, and placing such control in the hands of seemingly independent corporations serving as perpetual barriers to the entry of others into the tobacco trade.

(e) By the persistent expenditure of millions upon millions of dollars in buying out plants, not for the purpose of utilizing them, but in order to close them up and render them useless for the purposes of trade.

(f) By the constantly recurring stipulations, whose legality, isolatedly viewed, we are not considering, by which numbers of persons, whether manufacturers, stockholders or employees, were required to bind themselves, generally for long periods, not to compete in the future. Indeed, when the results of the undisputed proof which we have stated are fully apprehended, and the wrongful acts

which they exhibit are considered, there comes inevitably to the mind the conviction that it was the danger which it was deemed would arise to individual liberty and the public well-being from acts like those which this record exhibits, which led the legislative mind to conceive and to enact the antitrust act, considerations which also serve to clearly demonstrate that the combination here assailed is within the law as to leave no doubt that it is our plain duty to apply its prohibitions.

In stating summarily, as we have done, the conclusions which, in our opinion, are plainly deducible from the undisputed facts, we have not paused to give the reasons why we consider, after great consideration, that the elaborate arguments advanced to affix a different complexion to the case are wholly devoid of merit. We do not, for the sake of brevity, moreover, stop to examine and discuss the various propositions used in the argument at bar for the purpose of demonstrating that the subject matter of the combination which we find to exist and the combination itself are not within the scope of the antitrust law, because when rightly considered they are merely matters of intrastate commerce, and therefore subject alone to state control. We have done this because the want of merit in all the arguments advanced on such subjects is so completely established by the prior decisions of this court, as pointed out in the Standard Oil case, as not to require restatement.

Leading as this does to the conclusion that the assailed combination in all its aspects—that is to say, whether it be looked at from the point of view of stock ownership or from the standpoint of the principal corporation and the accessory or subsidiary corporations viewed independently, including the foreign corporations in so far as by the contracts made by them they became co-operators in the combination—comes within the prohibitions of the first and second sections of the antitrust act, it remains only finally to consider the remedy which it is our duty to apply to the situation thus found to exist.

THE REMEDY.

Our conclusion being that the combination as a whole, involving all its co-operating or associated parts, in whatever form clothed, constitutes a restraint of trade within the first section, and an attempt to monopolize or a monopolization within the second section of the antitrust act, it follows that the relief which we are to afford must be wider than that awarded by the lower court, since that court merely decided that certain of the corporate defendants constituted combinations in violation of the first section of the act, because of the fact that they were formed by the union of previously competing concerns and that the other defendants not dismissed from the action were parties to such combinations or promoted their purposes. We hence, in determining the relief proper to be given, may not model our action upon that granted by the court below, but in order to enable us to award relief coterminous with the ultimate redress of the wrongs which we find to exist, we must approach the subject of relief from an original point of view. Such subject necessarily takes a twofold aspect—the character of the permanent relief required and the nature of the temporary relief essential to be applied pending the working out of permanent relief in the event that it be found that it is impossible under the situation as it now exists to at once rectify such existing wrongful condition. In considering the subject from both of these aspects three defendants in cases must guide our action: (1) The duty of giving complete and efficacious effect to the prohibitions of the statute; (2) the accomplishing of this result with as little injury as possible to the interest of the general public, and (3) a proper regard for the vast interests of private property which may have become vested in many persons as a result of the acquisition either by way of stock ownership or otherwise of interests in the stock or securities of the combination without any guilty knowledge or intent in any way to become actors or participants in the wrongs which we find to have inspired and dominated the combination from the beginning. Mindful of these considerations and to clear the way for their application we say at the outset without stopping to amplify the reasons

which lead us to that conclusion, we think that the court below clearly erred in dismissing the individual defendants, the United Cigar Stores company and the foreign corporations and their subsidiary corporations.

Looking at the situation as we have hitherto pointed it out, it involves difficulties in the application of remedies greater than have been presented by any case involving the antitrust law which has been hitherto considered by this court: First, because in this case it is obvious that a mere decree forbidding stock ownership by one part of the combination in another part or entity thereof would afford no adequate measure of relief, since different ingredients of the combination would remain unaffected, namely, by the very nature and character of their organization would be able to continue the wrongful situation which it is our duty to destroy; second, because the methods of apparent ownership by which the wrongful intent was in part carried out and the subtle devices which, as we have seen, were resorted to for the purpose of accomplishing the wrong contemplated, by way of ownership or otherwise of such a character that it is difficult if not impossible to formulate a remedy which could restore in their entirety the prior lawful conditions; third, because the methods devised by which the various essential elements to the successful operation of the tobacco business from any particular aspect have been so separated under various subordinate combinations, yet so unified by way of the control worked out by the scheme here condemned, are so involved that any specific form of relief which we might now order in substance and effect might operate really to injure the public and, it may be, to perpetuate the wrong. Doubtless it was the presence of these difficulties which caused the United States, in its prayer for relief, to tentatively suggest rather than to specifically demand definite and precise remedies; we might at once resort to one or the other of the general remedies—(a) the allowance of a permanent injunction restraining the combination as a universality, and all the individuals and corporations which form a part of or co-operate in it in any manner or form from continuing to engage in interstate commerce until the illegal situation be cured, a measure of relief which would accord in substantial effect with that awarded below to the extent that the court found illegal combinations to exist, or (b) to direct the appointment of a receiver to take charge of the assets and property in this country of the combination in all its ramifications for the purpose of preventing a continued violation of the law, and thus working out by a sale of the property of the combination or otherwise a condition of things which would not be repugnant to the prohibitions of the act.

But, having regard to the principles which we have said must control our action, we do not think we can now direct the immediate application of either of these remedies. We so consider as to the first because, in view of the extent of the combination, the vast field which it covers, the all-embracing character of its activities concerning tobacco and its products, to at once stay the movement in interstate commerce of the products which the combination or its co-operating forces produce or control might inflict infinite injury upon the public by leading to a stoppage of supply and a great enhancement of prices. The second because the extensive power which would result from at once resorting to a receivership might not only do grievous injury to the public, but also cause widespread and perhaps irreparable loss to many innocent people. Under these circumstances, taking into mind the complexity of the situation in all of its aspects and giving weight to the many sided considerations which must control our judgment, we think, so far as the permanent relief to be awarded is concerned, we should decree as follows:

First. That the combination in and of itself, as well as each and all of the elements composing it, whether corporate or individual, whether considered collectively or separately, be decreed to be in restraint of trade and an attempt to monopolize and a monopolization within the first and second sections of the antitrust act.

Second. That the court below, in order to give effective force to our decree in this regard, be di-

rected to hear the parties, by evidence or otherwise, as it may be deemed proper, for the purpose of ascertaining and determining upon some plan or method of dissolving the combination and of re-creating, out of the elements now composing it, a new condition which shall be honestly in harmony with and not repugnant to the law.

Third. That for the accomplishment of these purposes, taking into view the difficulty of the situation, a period of six months is allowed from the receipt of our mandate, with leave, however, in the event, in the judgment of the court below, the necessities of the situation require, to extend such a period to a further time not to exceed sixty days. Fourth. That in the event, before the expiration of the period thus fixed, a condition of disintegration in harmony with the law is not brought about, either as the consequence of the action of the court in determining an issue on the subject or in accepting a plan agreed upon, it shall be the duty of the court, either by way of an injunction restraining the movement of the products of the combination in the channels of interstate or foreign commerce or by the appointment of a receiver, to give effect to the requirements of the statute.

Pending the bringing about of the result just stated, each and all of the defendants, individuals as well as corporations, should be restrained from doing any act which might further extend or enlarge the power of the combination, by any means or device whatsoever. In view of the considerations we have stated, we leave the matter to the court below to work out a compliance with the law without unnecessary injury to the public or the rights of private property.

While in many substantial respects our conclusion is in accord with that reached by the court below, and while also the relief which we think should be awarded in some respects is coincident with that which the court granted, in order to prevent any complication and to clearly define the situation we think instead of affirming and modifying, our decree, in view of the broad nature of our conclusions, should be one of reversal and remanding with directions to the court below to enter a decree in conformity with this opinion and to take such further steps as may be necessary to fully carry out the directions which we have given.

And it is so ordered.

JUSTICE HARLAN'S OPINION.

Mr. Justice Harlan concurred in part and dissented in part:

I concur with many things said in the opinion just delivered for the court, but it contains some observations from which I am compelled to withhold my assent.

I agree most thoroughly with the court in holding that the principal defendant, the American Tobacco company and its accessory and subsidiary corporations and companies, including the defendant English corporations, constitute a combination which, "in and of itself, as well as each and all of the elements composing it, whether corporate or individual, whether considered collectively or separately," is illegal under the antitrust act of 1890, and should be decreed to be in restraint of interstate trade and an attempt to monopolize and a monopolization of part of such trade.

The evidence in the record is, I think, abundant to enable the court to render a decree containing all necessary details for the suppression of the evils of the combination in question. But the case is sent back with directions further to hear the parties, by evidence or otherwise, "for the purpose of ascertaining and determining upon some plan or method of dissolving the combination, and of re-creating out of the elements now composing it a new condition," which shall not be repugnant to law. The court, in its opinion, says of the present combination, that its illegal purposes are overwhelmingly established by many facts, among others—"by the ever present manifestation which is exhibited of a conscious wrongdoing by the firm in which the various transactions were embodied from the beginning, ever changing, but ever in substance the same. Now the organization of a new company, now the control exerted by the taking of stock in one or another or in several, so as to obscure the

result actually attained, nevertheless uniform in their manifestations of the purpose to restrain others, and to monopolize and retain power in the hands of the few, who, it would seem, from the beginning contemplated the mastery of the trade which practically followed. By the gradual absorption of control over all the elements essential to the successful manufacture of tobacco products and placing such control in the hands of seemingly independent corporations serving as perpetual barriers to the entry of others into the tobacco trade."

The court further says of this combination and monopoly:

"The history of the combination is so replete with the doing of acts which it was the obvious purpose of the statute to forbid, so demonstrative of the existence, from the beginning, of a purpose to acquire dominion and control of the tobacco trade, not by the mere exertion of the ordinary right to contract and to trade, but by methods devised to monopolize the trade by driving competitors out of business, which were ruthlessly carried out, upon the assumption that to work upon the fears or play upon the cupidity of competitors would make success possible."

But it seems that the course I have suggested is not to be pursued. The case is to go back to the Circuit court in order that out of the elements of the old combination a new condition may be "re-created" that will not be in violation of the law. I confess my inability to find, in the history of this combination, anything to justify the wish that a new condition should be "re-created" out of the mischievous elements that compose the present combination, which, together with its component parts, have, without ceasing, pursued the vicious methods pointed out by the court. If the proof before us—as it undoubtedly does—warrants the characterization which the court has made of this monstrous combination, why cannot all necessary directions be now given as to the terms of the decree? In my judgment there is enough in the record to enable this court to formulate specific directions as to what the decree should contain. Such directions would not only end this litigation, but would serve to protect the public against any more conscious wrongdoing by those who have persistently and "ruthlessly" to use this court's language, pursued illegal methods to defeat the act of congress.

I will not say what, in my opinion, should be the form of the decree nor speculate as to what the details ought to be. It will be time enough to speak on that subject when we have the decree before us. I will, however, say now that, in my opinion, the decree below should be affirmed, as to the tobacco company and its accessory and subsidiary companies and reversed on the cross appeal of the government.

But my objections have also reference to those parts of the court's opinion reaffirming what it said recently in the Standard Oil case about the former decisions of this court touching the antitrust act. We are again reminded, as we were in the Standard Oil case, of the necessity of applying the "rule of reason" in the construction of this act of congress—an act expressed, as I think, in language so clear and simple that there is no room whatever for construction.

Congress, with full and exclusive power over the whole subject, has signified its purpose to forbid every restraint of interstate trade, in whatever form or to whatever extent, but the court has assumed to insert in the act, by construction merely, words which make congress say that it means only to prohibit the "unlawful" restraint of trade.

If I do not misapprehend the opinion just delivered, the court insists that what was said in the opinion in the Standard Oil case was in accordance with our previous decisions in the Trans-Missouri and Joint Traffic cases (166 U. S., 290; 171 U. S., 655), if we resort to reason. This statement surprises me quite as much as would a statement that black was white or white was black. It is scarcely just to the majority in those two cases for the court at this late day to say or to intimate that they interpreted the act of congress without regard to the "rule of reason," or to assume, as the court now does, that the act was, for the first time in the Standard Oil case, interpreted in the "light of reason." One thing is certain, "rule of reason,"

to which the court refers, does not justify the perversion of the plain words of an act in order to defeat the will of congress.

By every conceivable form of expression the majority, in the Trans-Missouri and Joint Traffic cases, adjudged that the act of congress did not allow restraint of interstate trade to any extent or in any form, and three times it expressly rejected the theory, which had been persistently advanced, that the act should be construed as if it had in it the word "unreasonable" or "undue." But now the court, in accordance with what it denounces the "rule of reason," in effect inserts in the act the word "undue," which means the same as "unreasonable," and thereby makes congress say what it did not say, what, as I think, it plainly did not intend to say and what, since the passage of the act, it has explicitly refused to say. It has steadily refused to amend the act so as to tolerate a restraint of interstate commerce even where such restraint could be said to be "reasonable" or "due." In short, the court now, by judicial legislation, in effect amends an act of congress relating to a subject over which that department of the government has exclusive cognizance. I beg to say that, in my judgment, the majority, in the former cases, were gulled by the "rule of reason"; for it may be assumed that they knew quite as well as others what the rules of reason require when a court seeks to ascertain the will of congress as expressed in a statute. It is obvious, from the opinions in former cases, that the majority did not grope about in darkness, but in discharging the solemn duty put on them, they stood out in the full glare of the "light of reason" and held and said time and again that the court could not, consistently with the constitution, and would not, usurp the

functions of congress by indulging in judicial legislation. They said in express words, in the former cases, in response to the earnest contentions of counsel, that to insert by construction the word "unreasonable" or "undue" in the act of congress would be judicial legislation. Let me say, also, that as we all agree that the combination in question was illegal under any construction of the anti-trust act, there was not the slightest necessity to enter upon extended argument to show that the act of congress was to be read as if it contained the word "unreasonable" or "undue." All that is said in the court's opinion in support of that view is, I say with respect, *obiter dicta*, pure and simple.

These views are fully discussed in the dissenting opinion delivered by me in the Standard Oil case. I will not repeat what is therein stated, but it may be well to cite an additional authority. In the trade mark case (100 U. S., 82), the court was asked to sustain the constitutionality of the statute there involved. But the statute could not have been sustained except by inserting in it words not put there by congress. Mr. Justice Miller, delivering the unanimous judgment of the court, said:

"If we should, in the case before us, undertake to make by judicial construction a law which congress did not make, it is quite probable we should do what, if the matter were now before that body, it would be unwilling to do."

This language was cited with approval in employers' liability cases (207 U. S., 463, 502). I refer to my dissenting opinion in the Standard Oil case as containing a full statement of my views of this particular question.

For the reasons stated, I concur in part with the court's opinion and dissent in part.

THE SHERMAN ANTITRUST LAW.

Passed by the 51st congress and approved July 2, 1890.

Section 1. Every contract, combination in the form of trust or otherwise, or conspiracy in restraint of trade or commerce among the several states or with foreign nations is hereby declared to be illegal. Every person who shall make any such contract or engage in any such combination or conspiracy shall be deemed guilty of a misdemeanor, and, on conviction thereof, shall be punished by fine not exceeding \$5,000 or by imprisonment not exceeding one year, or by both said punishments, in the discretion of the court.

Sec. 2. Every person who shall monopolize or attempt to monopolize or combine or conspire with any person or persons to monopolize any part of the trade or commerce among the several states or with foreign nations shall be deemed guilty of a misdemeanor, and on conviction thereof shall be punished by fine not exceeding \$5,000 or by imprisonment not exceeding one year, or by both said punishments, in the discretion of the court.

Sec. 3. Every contract, combination in form of trust or otherwise, or conspiracy in restraint of trade or commerce in any territory of the United States or of the District of Columbia, or in restraint of trade or commerce between any such territory and another, or between any such territory or territories and any state or states or the District of Columbia or with foreign nations, or between the District of Columbia and any state or states or foreign nations, is hereby declared illegal. Every person who shall make any such contract or engage in any such combination or conspiracy shall be deemed guilty of a misdemeanor, and on conviction thereof shall be punished by fine not exceeding \$5,000 or by imprisonment not exceeding one year, or by both said punishments, in the discretion of the court.

Sec. 4. The several Circuit courts of the United States are hereby invested with jurisdiction to prevent or restrain violations of this act; and it shall be the duty of the several district attorneys of the United States, in their respective districts, under the direction of the attorney-general, to institute proceedings in equity to prevent and restrain such violations. Such proceedings may be by way of petition setting forth the case and pray-

ing that such violation shall be enjoined or otherwise prohibited. When the parties complained of shall have been duly notified of such petition the court shall proceed, as soon as may be, to the hearing and determination of the case; and pending such petition and before final decree the court may at any time make such temporary restraining order or prohibition as shall be deemed just in the premises.

Sec. 5. Whenever it shall appear to the court before which any proceeding under section 4 of this act may be pending that the ends of justice require that other parties should be brought before the court, the court may cause them to be summoned, whether they reside in the district in which the court is held or not; and subpoenas to that end may be served in any district by the marshal thereof.

Sec. 6. Any property owned under any contract or by any combination or pursuant to any conspiracy (and being the subject thereof) mentioned in section 1 of this act and being in the course of transportation from one state to another or to a foreign country shall be forfeited to the United States and may be seized and condemned by like proceedings as those provided by law for the forfeiture, seizure and condemnation of property imported into the United States contrary to law.

Sec. 7. Any person who shall be injured in his business or property by any other person or corporation by reason of anything forbidden or declared unlawful by this act may sue therefor in any Circuit court of the United States in the district in which the defendant resides or is found, without respect to the amount in controversy, and shall recover threefold the damages by him sustained and the cost of suit, including a reasonable attorney's fee.

Sec. 8. That the word "person" or "persons" wherever used in this act be deemed to include corporations and associations existing under or authorized by the laws of either the United States, the laws of any of the territories, the laws of any state or the laws of any foreign country.

PROCEEDINGS AGAINST PACKING CORPORATIONS.

Feb. 18, 1903—Judge Grosscup issued injunction restraining packers from combining.

1904—Packers gave commissioner of corporations information about their business, an action on which later immunity claims were based. They alleged the government used the information as basis for indictments.

Feb. 20, 1905—Government began investigation of combine charges.

July 1, 1905—Indictment voted against four companies and sixteen packers.

Dec. 31, 1905—Cases were called for trial.

March 21, 1906—Packers are freed by "immunity bath" ruling of Judge Humphrey.

1908—Investigation taken up by federal grand jury and later discontinued.

1908—New investigation started.

March 21, 1910—Indictment voted against National Packing company and ten subsidiary concerns.

June 23, 1910—Indictment declared invalid by Judge Landis and new grand jury investigation ordered.

July 14, 1910—New inquiry started.

Sept. 12, 1910—Ten packers indicted.

March 22, 1911—Judge Carpenter denies plea to quash indictments.

Jan. 25, 1910, Judge Kenesaw M. Landis of the United States District court in Chicago impaneled a grand jury to investigate the so-called "beef combine" among the meat packers. Witnesses were summoned and the inquiry continued until March 21, when an indictment was returned charging the National Packing company and ten of its subsidiary corporations with conspiracy in violation of the Sherman antitrust law. On the same date a bill in equity was filed by District Attorney Edwin W. Sims in the United States Circuit court, Chicago, against the National Packing com-

pany and subsidiary concerns and against its directors. It charged the packers with criminal conspiracy in fixing the prices of live stock and dressed meat and demanded the dissolution of the National Packing company and its allied concerns. It also asked that the individual defendants and their agents be prohibited from exercising any control over the corporations involved except such as might be necessary to wind up their affairs.

Upon a demurrer by counsel for the National Packing company and subsidiary concerns Judge Kenesaw M. Landis decided, June 23, that the indictment was invalid because it did not charge that during the last three years the defendants had been engaged in interstate commerce. He therefore sustained the demurrer, but at the same time ordered a special grand jury to make a new investigation. This was concluded Sept. 12, when the following ten packers were indicted as individuals: J. Ogden Armour, Louis F. Swift, Edward Morris, Edward Tilden, Arthur Meeker, Edward F. Swift, Charles H. Swift, Louis H. Heyman, Thomas J. Connors, Francis A. Fowler. Three indictments were returned against each defendant, reciting the violations of the Sherman antitrust law.

Counsel for the packers moved to quash the indictments in accordance with the immunity ruling of Judge Humphrey in 1906. This motion was overruled by Judge George A. Carpenter in the United States District court March 22, 1911, in a decision sustaining the indictments. On a demurrer that under the Sherman antitrust laws as they stand on the statute books the defendants could not be prosecuted criminally, Judge Carpenter decided May 11 that this contention was invalid. He therefore overruled the demurrer.

BUCK STOVE COMPANY BOYCOTT CASE.

In August, 1907, the Buck Stove and Range company of St. Louis brought proceedings in the Supreme court of the District of Columbia against the officers of the American Federation of Labor to enjoin them from conducting a boycott against the company by advertising that the concern was or the "U fair" and "We don't patronize" lists published in the federation's official organ. The injunction asked for was issued by Judge Gould Dec. 23, 1907. On the plea that the terms of the injunction were being violated proceedings for contempt of court were brought against Samuel Gompers, president of the American Federation of Labor; John Mitchell, vice-president, and Frank Morrison, secretary. Justice Wright of the Supreme court of the District of Columbia, before whom the case was tried, decided Dec. 23, 1908, that the defendants were guilty. Mr. Gompers was sentenced to one year's imprisonment and Mr. Mitchell and Mr. Morrison to nine months' and six months' imprisonment respectively. They were admitted to bail and the case was appealed to the Court of Appeals of the District of Columbia. This tribunal in a decision rendered Nov. 2, 1909, affirmed the decree of the Supreme court of the District of Columbia.

An appeal was then taken to the Supreme court of the United States, which on May 15, 1911, handed down a decision reversing the judgments of the Court of Appeals and the Supreme court of the District of Columbia and remanding the case with the direction that the contempt proceedings instituted by the Buck Stove and Range company be dismissed, but without prejudice to the power and right of the Supreme court of the District of Columbia to punish by a proper proceeding contempt, if any, committed against it. The basis of the opinion was that the proceedings brought against the labor officers was for civil contempt, which could be punished only by a fine. The sentence of the lower court to imprisonment was the penalty for criminal contempt, and therefore it was not a legal punishment in this case.

The Supreme court held that the published or spoken utterance of organized labor could be enjoined or attacked legally, because organized labor is a combination, and, as such, relinquishes the rights of individuals. It also established the fact that legal prosecution could be leveled not only at the union itself but at its officers as well.

SUITS AGAINST MEMBERS OF WIRE TRUST.

June 29, 1911, eighty-three men, alleged to be members of the so-called wire trust were indicted by a federal grand jury in New York, N. Y., on the charge of having violated the Sherman antitrust law. The indictments covered the whole field of the wire industry, including electrical cables, steel and copper wire and wire nails. July 5 the defendants pleaded not guilty, but July 25 thirty-seven of them withdrew their pleas of not guilty and accepted sentence. Judge R. W. Archbold of the United States District court imposed fines of from \$1,000 to \$1,700 and costs in each case as follows:

\$1,700—F. W. Roebing.

\$1,500—Frank J. Newberry, Joseph W. Marsh, William A. Conner, Phillip H. Smith.

\$1,400—Charles J. Marsh, Frank N. Phillips, Charles R. Remington.

\$1,200—Theodore F. Ryan, John C. Bridgman, Henry H. Ashley.

\$1,100—W. F. Fields, Alfred E. Moore, James H. Mason, Alfred A. Cowles, Russell A. Cowles, Thomas Wallace, Louis Anschutz, Joseph C. Belden, Edward L. Frisbie, Jr., Thomas B. Kent, C. Edward Murray, A. M. Dickinson, Karl Roebing, Antoine Bourbonville, Charles A. Morss.

\$1,000—Newell B. Parsons, James A. Doughty, George P. North, Robert W. Steberling, Robert E. Lucas, R. Eccleston Galagher, William H. Hall, Jr., Ralph Watrous, George L. Bowen, Everett Morss, Frank M. Potter, Jr.

WORK OF THE 61ST CONGRESS—THIRD SESSION.

Session began Dec. 5, 1910; ended March 4, 1911.

Total appropriations, \$1,025,489,661.54.

Act to codify, revise and amend the laws relating to the judiciary; passed by senate Feb. 8; by house, Feb. 23; approved March 3.

Act providing for the purchase or erection of embassy, legation and consular buildings abroad; passed by house Feb. 7; by senate Feb. 11; approved Feb. 17.

Act making appropriations for sundry civil expenses, including \$3,000,000 for the fortification of the Panama canal; passed by house Feb. 25; by senate March 3; approved March 4.

Act making appropriations for the navy and authorizing the construction of two battle ships and other war vessels; passed by house Feb. 22; by senate March 5; approved March 4.

Act requiring railroads engaged in interstate commerce to equip their locomotives with safe and suitable boilers and providing for inspection of same; passed by senate Jan. 10; by house Feb. 11; approved Feb. 17.

Act creating Robert E. Peary a rear-admiral on retired list of navy and formally voting thanks of congress to him; passed by senate Feb. 9, 1910; by house March 3, 1911; approved March 4.

Act providing for commission to secure plans for a monument to Abraham Lincoln in Washington, D. C., passed by senate Jan. 9; by house Feb. 7; approved Feb. 9.

Act to protect the dignity and honor of the uniform of the United States; passed by house March 23, 1910; by senate Feb. 9, 1911; approved March 1.

Act for the creation of forest reserves in the southern Appalachian and White mountains; passed by house June 24, 1910; by the senate Feb. 16, 1911; approved March 1.

Joint resolution providing for a commission to investigate cost of transporting and handling second class mail; passed by senate March 4; by house March 4; approved March 4.

Joint resolution authorizing president to invite foreign countries to participate in the Panamapacific international exposition in 1915, at San Francisco, Cal.; passed by house Jan. 31; by senate Feb. 11; approved Feb. 15. (See Panamapacific Exposition in San Francisco.)

MEASURES THAT FAILED.

Bill to promote reciprocal trade relations with Canada; passed by house Feb. 14; no vote reached in senate.

Bill to create a permanent tariff board; passed by house Jan. 30; amended and passed senate March 4; no concurrence in house.

Bill granting pensions to men serving ninety days or more in civil or Mexican war who are 60 years of age or more; passed by house Jan. 10; no vote in senate.

Bill for apportionment of representatives in congress under thirteenth decennial census; passed by house Feb. 9; no vote in senate.

Bill for ocean mail subsidy; passed by senate Feb. 2; no vote in house.

Joint resolution approving state constitution of New Mexico; passed by house March 1; amended in senate by attaching section approving constitution of Arizona, rejected March 4.

Joint resolution proposing amendment to constitution providing for the election of United States senators by the people; defeated by senate Feb. 28.

Resolution declaring William Lorimer not duly elected United States senator from Illinois; defeated March 1. (See William Lorimer's Election as United States Senator.)

APPALACHIAN FORESTS.

The law which creates the southern Appalachian and White mountain forest reserves provides that the consent of congress shall be given to each of several states to enter into any agreement with any other state or states for the purpose of conserving the forests and water supply of the states entering into the agreement. The sum of \$200,000 is appropriated to enable the secretary of agriculture to co-operate with any state or group of states, when requested to do so, in the protection from fire of the forested watersheds of navigable streams.

There is appropriated for the fiscal year 1910 the sum of \$1,000,000, and for each fiscal year thereafter until June 30, 1915, a sum not to exceed \$2,000,000 for use in the examination, survey and acquirement of lands located on the headwaters of navigable waters. A commission to be known as the national forest reservation commission, consisting of the secretary of war, the secretary of the interior, the secretary of agriculture, two members of the senate and two members of the house, is created and authorized to pass upon such lands as may be recommended for purchase by the secretary of agriculture, after they have been examined by the geological survey and report made that the control of such lands will promote or protect the navigation of streams on whose watersheds they lie. The secretary of agriculture is authorized to purchase in the name of United States such lands as have been approved for purchase by the national forest reservation commission. (Approved March 1, 1911.)

INSPECTION OF LOCOMOTIVE BOILERS.

After July 1, 1911, it shall be unlawful for any railroad engaged in interstate commerce to use any locomotive that is not in proper and safe condition or that has not been inspected in accordance with the terms of the act and found able to stand the tests prescribed. There shall be appointed by the president a chief inspector and two assistant chief inspectors of locomotive boilers, who shall have general superintendence of the district inspectors. The chief inspector is to have a salary of \$4,000 a year and his assistants \$3,000 a year each, with traveling expenses. The country is to be divided into fifty inspection districts, with one inspector for each district. Each district inspector is to receive \$1,800 a year with traveling expenses and, in addition, office and other expenses not to exceed \$600 a year. The district inspectors are to be chosen under civil service rules and they are to see that all locomotives in the several districts are examined and kept in repair by the companies concerned. They are themselves to make inspections from time to time, though not at specified intervals, and accidents due to defective locomotive boilers are to be investigated. The locomotive boiler inspection service is subject to the orders and instructions of the interstate commerce commission, to which the chief inspector must make an annual report. Each violation of the act by a railroad is punishable by a fine of \$100. (Approved Feb. 17, 1911.)

THE JUDICIAL CODE.

The "act to codify, revise and amend the laws relating to the judiciary" consists of fourteen chapters and 301 sections. The provisions of the act, so far as they are the same as existing statutes, are to be construed as continuations thereof and not as new enactments, and there is to be no implication of change of intent by reason of a change of words unless such change of intent is clearly manifest. The most important change is that made by sections 289, 290, 291 and 292, chapter 13. These abolish the Circuit courts and proceedings pending therein shall be transferred to the District courts, which will dispose of them. The Circuit court judges are not legislated out of office, but are left free to confine their work chiefly to the Circuit Court of Appeals. In case a District judge finds more work imposed upon him at any time than he can perform, a Circuit court judge may be designated to assist him. The code prescribes the organization, jurisdiction and methods of procedure of the District courts, the Circuit Court of Appeals, the Court of Claims, the Court of Customs Appeals, the Commerce court and the Supreme court. The act goes into effect Jan. 1, 1912. (Approved March 3, 1911.)

INCREASE OF THE NAVY.

For the purpose of further increasing the naval establishment of the United States, the president is authorized to have constructed two first class battle ships, each carrying as heavy armor and powerful armament as any vessel of its class, to have the highest practicable speed and the greatest

practicable radius of action and to cost, exclusive of armor and armament, not to exceed \$6,000,000 each. Two fleet colliers of fourteen knots trial speed when carrying not less than 12,500 tons of cargo and bunker coal to cost not to exceed \$1,600,000 each. Eight torpedo boat destroyers, to have the highest practicable speed and to cost not to exceed \$825,000 each. Four submarine torpedo boats, in an amount not exceeding in the aggregate \$2,000,000, and the sum of \$800,600 is appropriated for that purpose. One submarine tender, to cost not to exceed \$500,000, and the sum of \$250,000 is appropriated toward that purpose. One gunboat, to cost, exclusive of armament and armor, not to exceed \$500,000. One river gunboat to cost, exclusive of armor and armament, not to exceed \$215,000. Two seagoing tugs to cost not to exceed \$215,000 each. (From naval appropriation bill, approved March 4, 1911.)

NATIONAL DEFENSE SECRETS.

Whoever, for the purpose of obtaining information respecting the national defense, to which he is not lawfully entitled, goes upon any vessel or enters any navy yard, naval station, fort, battery, torpedo station, arsenal, camp, factory, building, office or other place connected with the national defense, belonging to or in possession of the United States, whether situated within the United States or in any place noncontiguous to but under the jurisdiction thereof; or whoever, when lawfully or unlawfully upon any vessel, or in or near any such place, without proper authority, makes or attempts to make sketches or photographs or obtain plans, models or documents connected with the national defense; or whoever receives or agrees to receive such sketches, plans or other information; or whoever having possession of such material communicates or attempts to communicate it to any person not entitled to receive it, shall be fined not more than \$1,000, or imprisoned not to exceed one year, or both. Whoever communicates any such material or information to any foreign government shall be imprisoned not more than ten years. (Approved March 3, 1911.)

POSTAGE ON MAGAZINES.

The president is to appoint three persons, one of whom shall be a judge of the Supreme court of the United States and the other two of whom shall hold no office, and no one of whom shall be connected with the postoffice department or have any interest in any business directly or indirectly affected by the publishing of magazines or newspapers using the mails, to examine the reports of the postoffice department, and any of its officers or employees, and the existing evidence taken in respect to the cost to the government of the transportation and handling of all classes of second class mail matter which may be submitted to them, and such evidence as may be presented by persons having an interest in the rates to be fixed for second class matter, to make a finding of what the cost of transporting and handling different classes of such mail matter is to the government and what in their judgment should be the rate for the different classes of second class postal matter and to make a report of their proceedings and findings before Dec. 1, to the president for transmission to congress. (Approved March 4, 1911.)

DIPLOMATIC AND CONSULAR BUILDINGS.

The secretary of state is authorized to acquire in foreign countries such sites and buildings as may be appropriated for by congress for the use of the diplomatic and consular establishments of the United States, and to alter, repair and furnish such buildings; suitable buildings for this purpose to be either purchased or erected, as may seem best to the secretary of state. All buildings so acquired shall be used both as the residences of diplomatic officials and for the offices of the diplomatic establishment.

Not more than \$500,000 is to be expended in any fiscal year. The limit of cost for the acquisition of sites and buildings shall not exceed \$150,000 at any one place. (Approved Feb. 17, 1911.)

FOR HONOR OF UNITED STATES UNIFORM.

Hereafter no proprietor, manager or employe of a theater or other public place of entertainment or amusement in the district of Columbia, or in any territory, the district of Alaska or insular possession of the United States, shall make or cause to be made any discrimination against any person lawfully wearing the uniform of the army, navy, revenue cutter service or marine corps of the United States because of that uniform and any person making such discrimination shall be guilty of a misdemeanor, punishable by a fine of not exceeding \$500. (Approved March 1, 1911.)

PANAMA CANAL FORTIFICATIONS.

For the construction of seacoast batteries on the Panama canal zone the sum of \$2,000,000 is appropriated. For the purchase, manufacture and test of seacoast cannon for coast defense, including their carriages, sights, implements, equipments and the machinery necessary for the manufacture at the arsenals, to cost ultimately not to exceed \$1,866,000, the sum of \$1,000,000 is appropriated, the same to be immediately available and to continue available until expended. (From sundry civil appropriation bill, approved March 4, 1911.)

PROMOTION OF ROBERT E. PEARY.

The president of the United States is authorized to place Civil Engineer Robert E. Peary, United States navy, on the retired list of the corps of civil engineers with the rank of rear-admiral, to date from April 6, 1909, with the highest retired pay of that grade under existing law.

The thanks of congress are tendered to Robert E. Peary, United States navy, for his arctic explorations resulting in reaching the north pole. (Approved March 4, 1911.)

RELIEF FOR CHINA.

The secretary of war is authorized to transport, under the supervision of the American National Red Cross society, the supplies donated by the people of the United States for the relief of the sufferers from famine in China, and for this purpose may order one of the army transports to make a trip from Seattle, Wash., to China, provided the total expense is not in excess of \$50,000. (Approved Feb. 18, 1911.)

TERMS OF PHILIPPINE OFFICIALS.

After 1912 the members of the Philippine assembly shall be elected and hold office for four years. At the regular session beginning in 1912, and quadrennially thereafter, the Philippine legislature shall in the manner now provided by law elect two resident commissioners to the United States, each of whom shall hold office for four years, beginning March 4 next after his election. (Approved Feb. 15, 1911.)

MONUMENTS.

LINCOLN MONUMENT IN WASHINGTON.

William H. Taft, Shelby M. Cullom, Joseph G. Cannon, George Peabody Wetmore, Samuel Walker McCall, Hernando D. Money and Champ Clark are created a commission to be known as the Lincoln memorial commission, to procure and determine upon a location, plan and design for a monument or memorial in the city of Washington, D. C., to the memory of Abraham Lincoln, subject to the approval of congress. The commission is authorized to employ the services of such artists, sculptors, architects and others as it shall determine to be necessary, and to avail itself of the services or advice of the commission of fine arts, created by the act approved May 17, 1910.

The construction of the monument or memorial shall be entered upon as speedily as practicable after the plan and design are determined upon and approved by congress, and shall be pushed to completion under the direction of the commission and the supervision of the secretary of war, under a contract which the secretary of war is authorized to make in a total sum not exceeding \$2,000,000. The sum of \$50,000 is appropriated for the expenses of the commission. (Approved Feb. 9, 1911.)

CHAMPLAIN MONUMENT.

The commissions which were appointed by Vermont and New York to have charge of the recent celebration commemorating the 300th anniversary of the discovery of Lake Champlain by Samuel de Champlain, and which have been authorized by the states named to build a suitable memorial of the discovery, are granted permission to erect such memorial upon the Crown Point lighthouse reservation, New York, after the plans and specifications have been approved by the secretary of commerce and labor. Upon the completion of the memorial the secretary of commerce and labor is authorized to accept the same, free of expense, for and in behalf of the United States. Upon the acceptance of the structure it shall be maintained by the United States as an aid to navigation. (Approved Feb. 20, 1911.)

GULFORD BATTLE MONUMENT.

The sum of \$30,000 is appropriated for the erection of a monument on the battle field of Guilford Court House, in Guilford county, North Carolina, to commemorate the great victory there on March 15, 1781, by the American forces, commanded by Maj.-Gen. Nathanael Greene, and in memory of Maj.-Gen. Nathanael Greene and the officers and soldiers of the continental army who participated in the battle. The money is to be expended under the direction of the secretary of war, by whom the design for the monument must be approved. The site is to be donated to the government free of cost and the monument when erected is to be left in the care and keeping of the Guilford Battle Ground company. (Approved Feb. 13, 1911.)

PERRY MEMORIAL.

There is appropriated the sum of \$250,000 toward the erection of a memorial of the victory of Commodore Oliver Hazard Perry on Lake Erie and in aid of the Perry's victory centennial celebration,

to be held in 1913 on Put-In-Bay island, Lake Erie, Ohio, the money to be disbursed by the Perry's victory centennial commission. The president is authorized to appoint three commissioners, one from the army and one from the navy, to represent the national government in the celebration and in the erection of the Perry memorial. (Approved March 3, 1911.)

SCREVEN-STEWART MONUMENT.

Be it enacted, etc., that a joint monument be erected in the old cemetery at Midway, Liberty county, Georgia, in memory of the lives and public services of Gen. James Screven and Gen. Daniel Stewart. That for the purpose the sum of \$10,000, or so much of it as may be necessary, is authorized to be expended under the direction of the secretary of war; and the design may be made by the Midway society, which is in charge of the cemetery, provided the design is approved by the secretary of war. (Approved March 4, 1911.)

GERMANTOWN MONUMENT.

The expenditure of the sum of \$25,000 is authorized to aid in the erection of a monument at Germantown, Pa., in commemoration of the founding of the first permanent German settlement in America. No part of the sum is to be expended until there shall have been raised for the same purpose an additional sum of \$25,000. The design of the monument must be approved by the secretary of war, the governor of Pennsylvania and the president of the National German-American alliance. (Approved March 4, 1911.)

TYLER MONUMENT.

The secretary of war is authorized and directed to cause a suitable monument to be erected over the grave of the late John Tyler, former president of the United States, in Hollywood cemetery, Richmond, Va., not to exceed in cost the sum of \$10,000. (Approved March 4, 1911.)

WORK OF 621 CONGRESS—FIRST SESSION.

Session began April 4, 1911; ended Aug. 22, 1911.

Act to promote reciprocal trade relations with the dominion of Canada; passed by house April 21; by senate July 22, Approved July 26

Act providing for publicity of contributions made for the purpose of influencing elections at which representatives in congress are elected; passed by house April 14; by senate July 17; approved Aug. 19.

Act providing for the apportionment of representatives in congress under the thirteenth census; passed by house April 27; by senate Aug. 3; approved Aug. 8.

Joint resolution to admit the territories of New Mexico and Arizona as states into the union upon an equal footing with the original states; passed by house May 23; by senate Aug. 8; vetoed by president Aug. 15; amended joint resolution passed by senate Aug. 17; passed by house Aug. 19; approved Aug. 21.

MEASURES THAT FAILED.

A bill to place on the free list agricultural implements, cotton bagging, cotton ties, leather, boots and shoes, fence wire, meats, cereals, flour, bread, timber, lumber, sewing machines, salt and other articles; passed by house May 8; by senate Aug. 1; vetoed Aug. 18.

A bill to reduce the duties on wool and manufactures of wool; passed by house June 20; by senate July 27; vetoed Aug. 17.

A bill to reduce the duties on manufactures of cotton; passed by house Aug. 3; by senate Aug. 17; vetoed Aug. 22.

Joint resolution proposing an amendment to the constitution providing that senators shall be elected (directly) by the people; passed by house April 13; by senate June 12; still in conference at close of session.

CANADIAN RECIPROCAL AGREEMENT.

Laid before 61st congress by President Taft, Jan. 26, 1911.

McCall reciprocity bill passed by house Feb. 14, 1911; no vote reached in senate; 61st congress ended March 4.

Special session of 621 congress called by President Taft March 4; session begins April 4.

Underwood reciprocity bill passed by house April 21; passed by senate July 22; signed by President Taft July 26; rejected by voters of Canada at parliamentary elections Sept. 21.

Jan. 26, 1911, President William H. Taft sent to congress a reciprocity agreement with Canada with a message urging its speedy enactment into law. It was agreed by Ministers W. S. Fielding and William Paterson, representing Canada, and Secretary of State P. C. Knox, representing the United States, that the desired tariff changes should not take the formal shape of a treaty, but that the governments of the two countries should use their utmost endeavors to bring about such changes by concurrent legislation in Washington and Ottawa. In his message to congress President Taft referred to the friendly relations that have always existed between the United States and Canada and to the identity of interest of the two countries linked together by race, language, political institutions and geographical proximity.

"I do not wish," he wrote, "to hold out the prospect that the unrestricted interchange of food products will greatly and at once reduce their cost to the people of this country. Moreover, the present small amount of Canadian surplus for export as compared with that of our own production and consumption would make the reduction gradual. Excluding the element of transportation the price of staple food products, especially of cereals, is much the same the world over, and the recent increase in price has been the result of a world wide cause. But a source of supply as near as Canada would certainly help to prevent speculative fluctuations, would steady local price movements and would postpone the effect of a further world increase in the price of leading commodities entering into the cost of living, if that be inevitable.

"My purpose in making a reciprocal trade agreement with Canada has been not only to obtain one which would be mutually advantageous to both countries, but one which also would be truly national in its scope as applied to our own country and would be of benefit to all sections.

"This trade agreement if entered into, will cement the friendly relations with the dominion which have resulted from the satisfactory settlement of the controversies that have lasted for a century, and further promote good feeling between kindred peoples. It will extend the market for numerous products of the United States among the inhabitants of a prosperous neighboring country with an increasing population and an increasing purchasing power. It will deepen and widen the sources of the food supply in contiguous territory, and will facilitate the movement and distribution of these foodstuffs. The geographical proximity, the closer relation of blood, common sympathies and identical moral and social ideas furnish very real and striking reasons why this agreement ought to be viewed from a high plane."

EXTRA SESSION CALLED.

The bill (McCall) carrying the agreement into effect was passed by the house Feb. 14, by a vote of 221 to 92, but the senate failed to take action and on the day of adjournment, March 4, President Taft issued a proclamation calling for an extra session of the 62d congress to begin April 4. The two houses met on the day named and organized, and on the following day the president transmitted to them a message, reiterating his arguments in favor of the proposed agreement.

April 12 O. W. Underwood of Alabama introduced the reciprocity bill in the house, the text being identical with that of the McCall bill passed by the 61st congress. The measure was debated and April 21 was passed by a vote of 267 yeas to 89 nays. The negative vote was as follows.

REPUBLICANS.

Anderson, Minn.	Hawley, Ore.	Nelson, Wis.
Bradley, N. Y.	Hayes, Cal.	Norris, Neb.
Burke, S. D.	Helgesen, N. D.	Patton, Pa.
Campbell, Kas.	Flnds, Me.	Pickett, Iowa.
Cannon, Ill.	Howell, Utah.	Plumley, Vt.
Copley, Ill.	Humphrey, Wash.	Powers, Ky.
Currier, N. H.	Jackson, Kas.	Pray, Mont.
Dalzell, Pa.	Kendall, Iowa.	Prince, Ill.
Davis, Minn.	Kennedy, Iowa.	Prouty, Iowa.
DeForest, N. Y.	Kinkaid, Neb.	Rees, Kas.
Dodds, Mich.	Kopp, Wis.	Rodenberg, Ill.
Driscoll, N. Y.	Lafean, Pa.	Simmons, N. Y.
Dwight, N. Y.	LaFollette, Wash.	Sloan, Neb.
Esch, Wis.	Langley, Ky.	J. M. C. Smith,
Fairchild, N. Y.	Lenroot, Wis.	Mich.
Focht, Pa.	Lindbergh, Minn.	S. W. Smith, Mich
Fordney, Mich.	McGuire, Okla.	Steenerson, Minn
Foster, Vt.	McKinnis, Ill.	Sterling, Ill.
French, Idaho.	McLaughlin, Mich	Stistedwood, Ill.
Gardner, Mass.	McMurray, Mich.	Towner, Iowa.
Gardner, N. J.	Malby, N. Y.	Volstead, Minn.
Good, Iowa.	Martin, S. D.	Warburton, Wash
Guernsey, Me.	Mondell, Wyo.	Wedemeyer, Mich
Hamilton, Mich.	Moore, Pa.	Willis, O.
Hanna, N. D.	Morgan, Okla.	Woods, Iowa.
Hartmann, Pa.	Mott, N. Y.	Young, Kas.
Haugen, Iowa		

DEMOCRATS.

Bathrick, O.	Gudger, N. C.	Rucker, Col.
Claypool, O.	Hammond, Minn.	Webb, N. C.
Doughton, N. C.	Pujo, La.	Whitacre, O.
Fowler, Ill.		

INDEPENDENT.

Akin, N. Y. Total, 89.
The bill was reported to the senate without recommendation by the finance committee June 13 and the debate began the following day. It continued until July 22, when the bill passed by a vote of 53 yeas to 27 nays, as follows:

FOR (REPUBLICANS).

Bradley, Ky.	Jones, Wash.	Richardson, Del.
Brandegee, Conn.	Lodge, Mass.	Root, N. Y.
Briggs, N. J.	McLean, Conn.	Stephenson, Wis.
Brown, Neb.	Nixon, Nev.	Townsend, Mich.
Burton, O.	Penrose, Pa.	Wetmore, R. I.
Crane, Mass.	Perkins, Cal.	Works, Cal.
Culicim, Ill.	Polindexter, Wash.	Total, 21.
Guggenheim, Col.		

FOR (DEMOCRATS).

Bacon, Ga.	Chamberlain, Ore.	Culberson, Tex.
Bankhead, Ala.	Chilton, W. Va.	Davis, Ark.
Bryan, Fla.		

Fletcher, Fla.	Myers, Mont.	Smith, Md.
Foster, La.	Newlands, Nev.	Smith, S. C.
Gore, Okla.	O'Gorman, N. Y.	Stone, Mo.
Hitchcock, Neb.	Overman, N. C.	Swanson, Va.
Johnson, Me.	Owen, Ky.	Taylor, Tenn.
Johnston, Ala.	Paynter, Okla.	Watson, W. Va.
Kern, Ind.	Pomerene, O.	Williams, Miss.
Martin, Va.	Reed, Mo.	Total, 32.
Martine, N. J.	Shively, Ind.	

AGAINST (REPUBLICANS).

Borah, Idaho.	Dixon, Mont.	McCumber, N. D.
Bourne, Ore.	Gamble, S. D.	Nelson, Minn.
Bristow, Kan.	Gronna, N. D.	Oliver, Pa.
Burnham, N. H.	Heyburn, Idaho.	Page, Vt.
Clapp, Minn.	Kenyon, Iowa.	Smith, Mich.
Clark, W. D.	LaFollette, Wis.	Smoot, Utah.
Crawford, S. D.	Lippitt, R. I.	Warren, Wyo.
Cummins, Iowa.	Lorimer, Ill.	Total, 24.
Curtis, Kas.		

AGAINST (DEMOCRATS).

Bailey, Tex.	Simmons, N. C.	Total, 3.
Clark, Ark.		

The bill was signed by President Taft July 26.

ADVERSE ACTION BY CANADA.

Strong opposition to the reciprocity agreement developed in the Canadian parliament, the conservative minority resorting to a filibuster to defeat the measure. July 29, at the request of Premier Laurier, parliament was dissolved and orders for the election of new members Sept. 21 issued. The campaign was bitterly fought and resulted in the overthrow of the liberal Laurier government and the return of an overwhelming majority of conservative members pledged to vote against reciprocity. The measure consequently failed. The assertion that it would eventually lead to the annexation of Canada by the United States was one of the most effective arguments used against the agreement.

THE RECIPROcity ACT.

The reciprocity measure as it passed congress was entitled "An act to promote reciprocal trade relations with the dominion of Canada and for other purposes." It provided for a substantial reduction of duties on many articles produced in Canada and the United States and the admission, exempt from duty, of the following articles:

Live animals: Cattle, horses and mules, swine, sheep, lambs and all other live animals.
Poultry, dead or alive.
Wheat, rye, oats, barley and buckwheat, dried peas and beans, edible.
Corn, sweet corn or maize.
Hay, straw and cowpeas.
Fresh vegetables: Potatoes, sweet potatoes, yams, turnips, onions, cabbages and all other vegetables in their natural state.
Fresh fruits: Apples, pears, peaches, grapes, berries and all other edible fruits in their natural state, except lemons, oranges, limes, grapefruit, shaddock, pomelos and pineapples.

Dried fruits: Apples, peaches, pears and apricots, dried, desiccated or evaporated.

Dairy products: Butter, cheese and fresh milk and cream. Provided, that cans actually used in the transportation of milk or cream may be passed back and forth between the two countries free of duty, under such regulations as the respective governments may prescribe.
Eggs of barnyard fowl, in the shell.
Honey.

Cottonseed oil.
Seeds: Flaxseed or luseed, cotton seed and other oil seeds; grass seed, including timothy and clover seed; garden, field and other seed not herein otherwise provided for, when in packages weighing over one pound each (not including flower seeds).
Fish of all kinds, fresh, frozen, packed in ice, salted or preserved in any form, except sardines and other fish preserved in oil; and shellfish of all kinds, including oysters, lobsters and clams in any state, fresh or packed, and coverings of the foregoing.

Seal, herring, whale and other fish oil, including cod oil. Provided, that fish oil, whale oil, seal oil and fish of all kinds, being the product of fisheries carried on by the fishermen of the United States,

shall be admitted into Canada as the product of the United States, and, similarly, that fish oil, whale oil, seal oil and fish of all kinds, being the product of fisheries carried on by the fishermen of Canada, shall be admitted into the United States as the product of Canada.

Salt.

Mineral water, natural, not in bottles or jugs.

Timber, hewn, sided or squared otherwise than by sawing, and round timber used for spars or in building wharves.

Sawn boards, planks, deals and other lumber, not further manufactured than sawed.

String posts, railroad ties and telephone, trolley, electric light and telegraph poles of cedar or other woods.

Wooden staves of all kinds, not further manufactured than listed or jointed, and stave bolts.

Pickets and palings.

Plaster rock or gypsum, crude, not ground.

Mica, unmanufactured or rough trimmed only, and mica, ground or bolted.

Feldspar, crude, powdered or ground.

Asbestos, not further manufactured than ground.

Fluorspar, crude, not ground.

Glycerin, crude, not purified.

Talc, ground, bolted or precipitated, naturally or artificially, not for toilet use.

Sulphate of soda or salt cake and soda ash.

Extracts of hemlock bark.

Carbon electrodes.

Brass in bars and rods, in coil or otherwise, not less than six feet in length, or brass in strips, sheets or plates, not polished, planished or coated.

Cream separators of every description and parts thereof imported for repair of the foregoing.

Rolled iron or steel sheets or plates, number fourteen gauge or thinner, galvanized or coated with zinc, tin or other metal, or not.

Crucible cast steel wire, valued at not less than 6 cents per pound.

Galvanized iron or steel wire, curved or not, numbers nine, twelve and thirteen wire gauge.

Typewriting and typesetting machines and parts thereof, adapted for use in printing offices.

Barbed fencing wire of iron or steel, galvanized or not.

Coke.

Rolled round wire rods in the coil, of iron or steel, not over three-eighths of an inch in diameter and not smaller than number six wire gauge.

Rolled round wire rods in the coil, of iron or steel, not over three-eighths of an inch in diameter and not smaller than number six wire gauge.

Section 2 provided: Pulp of wood mechanically ground; pulp of wood, chemical, bleached or unbleached; news print paper and other paper and paper board, manufactured from mechanical wood pulp or from chemical wood pulp, or of which such pulp is the component material of chief value, colored, the pulp or not colored, and valued at not more than 4 cents per pound, not including printed or decorated wall paper, being the products of Canada, when imported therefrom directly into the United States, shall be admitted free of duty, on the condition precedent that no export duty, export license fee or other export charge of any kind whatsoever (whether in the form of additional charge or license fee or otherwise), or any prohibition or restriction in any way of the exportation (whether by law, order, regulation, contractual relation or otherwise, directly or indirectly), shall have been imposed upon such paper, board or wood pulp, or the wood used in the manufacture of such paper, board or wood pulp, or the wood pulp used in the manufacture of such paper or board.

PUBLICITY OF CAMPAIGN CONTRIBUTIONS.

Sections 5, 6 and 8 of "An act providing for publicity of contributions made for the purpose of influencing elections at which representatives in congress are elected," approved June 25, 1910 [See The Daily News Almanac and Year-Book for 1911, page 45] are amended substantially as follows:

Section 5. The treasurer of every such political committee shall, not more than fifteen days and not less than ten days next before an election at which representatives in congress are to be elected in two or more states, file in the office of the clerk

of the house of representatives in Washington, D. C., an itemized detailed statement as required in section 6 of the act. Supplemental statements are to be filed on each sixth day thereafter until the election containing additional items. A final statement is to be filed within thirty days after the election. The statements are to be signed and sworn to by the treasurer. They shall be preserved by the clerk of the house for fifteen months as a part of the public records of his office and shall be open to public inspection.

Sec. 6 The statements required in section 5 shall specify:

1. The name and address of each person, firm, association or committee who or which has contributed, promised, loaned or advanced to such political committee or any officer, member or agent thereof, either in one or more items, money or its equivalent of the aggregate amount of \$100 or more and the amount contributed by each.

2. The aggregate sum contributed in sums of less than \$100.

3. The total sum of all contributions.

4. The name and address of each person, firm, association or committee to whom such political committee has distributed, loaned or advanced any sum of money amounting to \$10 or more, stating the amount given or promised to each.

5. The aggregate sum distributed, advanced or promised by such committee where the amount in one or more items is less than \$10.

6. The total sum disbursed or promised by such political committee.

Sec. 8. Any person may in connection with such election pay from his private funds all necessary personal expenses for his traveling, for stationery and postage and for telegraph and telephone service without being subject to the provisions of this act. The word "candidate" as used in this section shall include all persons whose names are presented for nomination for representative in congress at any primary election or nominating convention, or for indorsement or election at any general or special election, whether or not such persons are actually nominated, indorsed or elected.

Every person who shall be a candidate for nomination at any primary election or nominating convention, or for election at any general or special election, as representative in the congress of the United States, shall, not less than ten nor more than fifteen days before the day for holding such primary election or nominating convention, and not less than ten nor more than fifteen days before the day of the general or special election at which candidates for representatives are to be elected, file with the clerk of the house of representatives at Washington, D. C., a full, correct and itemized statement of all moneys and things of value received by him or by any one for him with his knowledge and consent, from any source, in aid or support of his candidacy, together with the names of all those who have furnished the same in whole or in part, and such statement shall contain a true and itemized account of all moneys and things of value given, contributed, expended, used or promised by such candidate or by his agent, representative or other person for and in his behalf with his knowledge and consent, together with the names of all those to whom any and all such gifts, contributions, payments or promises were made for the purpose of procuring his nomination or election.

Every candidate for nomination at any primary election or nominating convention, or for indorsement at any general or special election, or election by the legislature of any state, as senator in the congress of the United States, is subject to all the requirements specified in the preceding paragraph.

Every such candidate for nomination shall within thirty days after such primary, convention or election file with the clerk of the house of representatives or with the secretary of the senate, as the case may be, a full, correct and itemized statement of all moneys and things of value received by him or by any one for him with his knowledge and consent, from any source, in aid or support of his candidacy, together with the names of all those who have furnished the same in whole or in part, and such statement shall contain a true and itemized account of all moneys and things of value given,

contributed, expended, used or promised by such candidate or by his agent, representative or other person for and in his behalf with his knowledge and consent, up to, on and after the day of such primary election, convention, general or special election, or election by the legislature, together with the names of all those to whom any and all such gifts, contributions, payments or promises were made, for the purpose of securing his nomination, indorsement or election.

Every such candidate shall include therein a statement of every promise or pledge made by him or by any one for him with his knowledge and consent or to whom he has given authority to make such promise or pledge, before the completion of any such primary election, etc., relative to the appointment or recommendation for appointment of any person to any position of trust, honor or profit, either in the county, state or nation or any political subdivision thereof, or in any private or corporate employment, for the purpose of securing the support of such person or of any person in his candidacy, and if any such promise or pledge shall have been made the name or names, the address or addresses, and the occupation or occupations, of the person or persons to whom such promise or pledge shall have been made, shall be stated, together with a description of the position relating to which such promise or pledge has been made. In the event that no such promise or pledge has been made by such candidate, that fact shall be distinctly stated.

No candidate for representative in congress or for senator of the United States shall promise any office or position to any person, or to use his influence or to give his support to any person for any office or position for the purpose of procuring the support of such person, or of any person, in his candidacy; nor shall any candidate for senator of the United States give, contribute, expend, use or promise any money or thing of value to assist in procuring the nomination or election of any particular candidate for the legislature of the state in which he resides, but such candidate may, within the limitations and restrictions and subject to the requirements of this act, contribute to political committees having charge of the disbursement of campaign funds.

No candidate for representative in congress or for senator of the United States shall give, contribute, expend, use or promise, or cause to be given, contributed, expended, used or promised in procuring his nomination and election any sum in the aggregate in excess of the amount which he may lawfully give, contribute, expend or promise under the laws of the state in which he resides: Provided, that no candidate for representative in congress shall give, contribute, expend, use or promise any sum, in the aggregate, exceeding \$5,000 in any campaign for his nomination and election, and no candidate for senator of the United States shall give, contribute, expend, use or promise any sum in the aggregate, exceeding \$10,000 in any campaign for his nomination and election: Provided further, that money expended by any such candidate to meet and discharge any assessment, fee or charge made or levied upon candidates by the laws of the state in which he resides or for his necessary personal expenses, incurred for himself alone, for travel and subsistence, stationery and postage, writing or printing (other than in newspapers), and distributing letters, circulars and posters, and for telegraph and telephone service, shall not be regarded as an expenditure within the meaning of this section, and shall not be considered any part of the sum herein fixed as the limit of expense and need not be shown in the statements herein required to be filed.

The statements herein required to be made and filed before the general election, or the election by the legislature at which such candidate seeks election, need not contain items of which publicity is given in a previous statement, but the statement required to be made and filed at said general election or election by the legislature shall, in addition to an itemized statement of all expenses not theretofore given publicity, contain a summary of all preceding statements.

Any person, not then a candidate for senator of the United States, who shall have given, contribut-

ed, expended, used or promised any money or thing of value to aid or assist in the nomination or election of any particular member of the legislature of the state in which he resides, shall, if he thereafter becomes a candidate for such office, or if he shall thereafter be elected to such office without becoming a candidate therefor, comply with all of the provisions of this section relating to candidates for such office, so far as the same may be applicable, and the statements herein required to be made, verified and filed after such election shall contain a full, true and itemized account of each and every gift, contribution, expenditure and promise whenever made, in any wise relating to the nomination or election of members of the legislature of said state, or in any wise connected with or pertaining to his nomination and election of which publicity is not given in a previous statement.

Every statement herein required shall be verified by the oath or affirmation of the candidate, taken before an officer authorized to administer oaths under the laws of the state in which he is a candidate, and shall be sworn to or affirmed by the candidate in the district in which he is a candidate for representative, or the state in which he is a candidate for senator in the congress of the United States: Provided, that if at the time of such primary election, nominating convention, general or special election or election by the state legislature said candidate shall be in attendance upon either house of congress as a member thereof, he may at his election verify such statements before any officer authorized to administer oaths in the District of Columbia: Provided further, that the depositing of any such statement in a regular postoffice, directed to the clerk of the house of representatives or to the secretary of the senate, as the case may be, duly stamped and registered within the time required herein shall be deemed a sufficient filing of any such statement under any of the provisions of this act.

This act shall not be construed to annul or vitiate the laws of any state not directly in conflict herewith relating to the nomination or election of candidates for the offices herein named or to exempt any such candidate from complying with such state laws. (Approved Aug. 19, 1911.)

APPORTIONMENT OF REPRESENTATIVES.

After March 3, 1913, the house of representatives shall be composed of 432 members, to be apportioned among the several states as follows:

Alabama	10	Nebraska	6
Arkansas	7	Nevada	1
California	11	New Hampshire	3
Colorado	4	New Jersey	12
Connecticut	5	New York	43
Delaware	4	North Carolina	10
Florida	4	North Dakota	3
Georgia	12	Ohio	22
Idaho	2	Oklahoma	8
Illinois	27	Oregon	3
Indiana	13	Pennsylvania	36
Iowa	11	Rhode Island	3
Kansas	8	South Carolina	7
Kentucky	11	South Dakota	3
Louisiana	8	Tennessee	10
Maine	4	Texas	18
Maryland	6	Utah	2
Massachusetts	16	Vermont	2
Michigan	13	Virginia	10
Minnesota	10	Washington	5
Mississippi	9	West Virginia	6
Missouri	16	Wisconsin	11
Montana	2	Wyoming	1

Sec. 2. That if the territories of Arizona and New Mexico shall become states in the union before the apportionment of representatives under the next decennial census they shall have one representative each, and if one of such territories shall so become a state, such state shall have one representative, and such representative or representatives shall be in addition to the number of laws as provided in section one of this act, and all laws and parts of laws in conflict with this section are to that extent hereby repealed. [Both territories have been admitted.]

Sec. 3. That in each state entitled under this apportionment to more than one representative, the

representatives to the 63d and each subsequent congress shall be elected by districts composed of contiguous and compact territory and containing as nearly as practicable an equal number of inhabitants. The said districts shall be equal to the number of representatives to which such state may be entitled in congress, no district electing more than one representative.

Sec. 4. That in case of an increase in the number of representatives in any state under this apportionment, such additional representative or representatives shall be elected by the state at large and the other representatives by the districts now prescribed by law until such state shall be redistricted in the manner provided by the laws thereof and in accordance with the rules enumerated in section 3 of this act, and if there be no change in the number of representatives from a state, the representatives thereof shall be elected from the districts now prescribed by law until such state shall be redistricted as herein prescribed.

Sec. 5. That candidates for representative or representative shall be elected at large in any state shall be nominated in the same manner as candidates for governor, unless otherwise provided by the laws of the state. (Approved Aug. 8, 1911.)

WOOL TARIFF BILL.

The bill to reduce the duties on wool and manufactures of wool as fixed by the Payne-Aldrich act in schedule K was passed by the house June 20, 1911, by a vote of 221 to 100. Only one democrat, William B. Franke of Ohio, voted against it, while twenty-four republicans voted for it. There were: Anthony, Kas. Kent, Cal. Nelson, Wis. Anderson, Minn. LaFollette, Wash. Norris, Neb. Campbell, Kas. Lenroot, Wis. Sloan, Neb. Davis, Minn. Lindbergh, Minn. Steenerson, Minn. French, Idaho. Madson, Kas. Stephens, Cal. Haugen, Iowa. Miller, Minn. Volstead, Minn. Helgeson, N. D. Morse, Wis. Woods, Iowa. Jackson, Kas. Murdock, Kas. Young, Kas.

The ad valorem duties under the bill as it passed the house as compared with the existing duties are according to figures presented by Oscar W. Underwood of Alabama, chairman of the ways and means committee, as follows:

Raw wool, proposed duty, 20 per cent; existing duty, 44.51 per cent.

Noils, waste, shoddies, etc., proposed duty, 20 per cent; existing duty, 33.96 per cent.

Combed wool or tops, proposed duty, 25 per cent; existing duty, 105.19 per cent.

Yarns made wholly or in part of wool, proposed duty, 30 per cent; existing duty, 82.38 per cent.

Cloths, knit fabrics and all manufactures of wool, proposed duty, 40 per cent; existing duty, 97.11 per cent.

Blankets and flannels, proposed duty, 30 per cent when valued at less than 50 cents a pound, 45 per cent when valued at more than 50 cents a pound; existing duty, 95.57 per cent.

Women's and children's dress goods and similar goods, proposed duty, 45 per cent; existing duty, 102.85 per cent.

Ready-made clothing and articles of wearing apparel, proposed duty, 45 per cent; existing duty, 51.31 per cent.

Braids, ribbons, insertions, laces, embroideries, nettings and like articles, wholly or in part made of wool, proposed duty, 35 per cent; existing duty, 87.06 per cent.

Axminster, Aubusson, moquette or chenille carpets, proposed duty 40 per cent; existing duty, 62.09 per cent.

Saxony, Wilton and velvet carpet, proposed duty 35 per cent; existing duty, 70.14 per cent.

Brussels carpets, proposed duty, 30 per cent; existing duty, 76.29 per cent.

Velvet tapestry carpets, printed on the warp or otherwise, proposed duty, 35 per cent; existing duty, 62.46 per cent.

Tapestry Brussels carpets, printed on the warp or otherwise, proposed duty, 30 per cent; existing duty, 64.41 per cent.

Treble Ingrain, three ply and all chain Venetian carpets, proposed duty, 30 per cent; existing duty, 64.34 per cent.

Wool Dutch and two ply ingrain carpets, proposed duty, 25 per cent; existing duty, 62.50 per cent.

Oriental rugs, proposed duty, 50 per cent; existing duty, 60.57 per cent.

Druggets and dockings, printed or colored, proposed duty, 25 per cent; existing duty, 66.28 per cent.

Carpets, not otherwise provided for, of wool, flax or cotton, and mats, matting and rugs of cotton, proposed duty, 25 per cent; existing duty, 49.98 per cent.

When the bill came to a vote in the senate July 27, Mr. LaFollette of Wisconsin offered a substitute proposing an average of 52 per cent. This was defeated by a vote of 44 yeas to 36 yeas. Thereupon he offered another amendment in the nature of a substitute reducing the basic duty on wool from 40 per cent to 35 per cent, with the other duties scaled accordingly. This was passed by a vote of 48 yeas to 32 yeas. The duties provided were as follows.

On wools of the first class, 35 per cent ad valorem.

On wools of the second class, 10 per cent ad valorem.

On wools on the skin: First class, 30 per cent ad valorem; second class, 10 per cent ad valorem.

Top waste, slubbing, roving, ring and garnetted waste, 30 per cent ad valorem.

Shoddy, noils, wool extract, yarn waste, thread waste, etc., 25 per cent ad valorem.

Woolen rags, mungo and flocks, 25 per cent ad valorem.

Combed wool or tops, etc., 40 per cent ad valorem.

Woolen yarns, 45 per cent ad valorem.

Woolen cloths, knit fabrics, blankets, flannels, women's and children's dress goods, wearing apparel of all kinds made of wool or chiefly of wool, 55 per cent ad valorem.

Carpets of wool or chiefly of wool, 35 per cent ad valorem.

Manufactures of the hair of the camel, goat, alpaca and like animals, 30 per cent ad valorem.

The following republican senators voted for the LaFollette substitute:

Rourne, Ore. Cummins, Iowa. Works, Cal.
Bristow, Kas. Gronaa, N. D. McCumber,* N. D.
Brown, Neb. Kenyon, Iowa. Nelson,* Minn.
Clapp, Minn. LaFollette, Wis. Total—13.
Crawford, S. D. Poindexter, Wash. *Regulars.

The bill went to a conference committee, which reached an agreement in the form of a substitute for both the house bill and the LaFollette amendment. The salient points of agreement recommended as to the differences between the two houses were as follows:

The rate of duty recommended on raw wool was 29 per cent ad valorem instead of 20 per cent ad valorem, as proposed in the house bill, and the varying rates, ranging from 10 to 35 per cent ad valorem, on the three classifications of wool proposed by the senate.

The rate on wool wastes and rags agreed upon was 29 per cent ad valorem instead of 20 per cent ad valorem as proposed in the house bill and the rates of 25 or 30 per cent ad valorem as proposed in the senate amendment.

The duty on combed wool or tops agreed upon was 32 per cent ad valorem instead of 25 per cent ad valorem as proposed in the house bill and 40 per cent ad valorem as proposed by the senate.

The duty agreed upon for yarns was 35 per cent ad valorem instead of 30 per cent ad valorem as proposed by the house bill and 45 per cent ad valorem as proposed in the senate amendment.

The rate of duty on blankets and flannels for underwear was fixed at 33 per cent ad valorem instead of 30 per cent ad valorem in the house bill for blankets and the cheaper flannels.

The duty agreed upon for cloths, ready-made clothing, knit fabrics, flannels not for underwear, women's dress goods, webbing, gorings, etc., and articles not specially provided for was 49 per cent ad valorem instead of the varying rates in the house bill, ranging from 35 to 50 per cent ad valorem and 55 per cent ad valorem as proposed by the senate.

Three classifications were agreed upon for carpets, ranging in duty from 30 to 50 per cent ad valorem instead of the varying classifications in the house bill carrying duties from 25 to 50 per cent ad va-

item and 35 per cent ad valorem as proposed by the senate amendment.

The conference report was adopted by the house Aug. 14 by a vote of 205 yeas to 90 nays and by the senate Aug. 15 by a vote of 38 yeas to 28 nays. Aug. 17 the president returned the bill with a veto message in which he called attention to the fact that he had been elected upon a platform which declared for the maintenance of a protective tariff by "the imposition of such duties as will equal the difference between the cost of production at home and abroad, with a reasonable profit to American manufacturers." The great difficulty was, however, that there were no means available by which that difference could be ascertained. The American public had become deeply impressed with the conviction that in order to secure a proper revision of the tariff in the future, exact information as to the effect of the new rates must be had, and that the evil of logrolling or compromise could be avoided and the interests of the consuming public guarded only by revising the tariff one schedule at a time. To help these reforms he had taken advantage of a clause in the Payne tariff act enabling him to create a tariff board which he had directed to secure information as to the comparative cost of production of dutiable articles under the tariff at home and abroad. This board had been directed to report on the wool schedule by Dec. 1, 1911.

"If ever there was a schedule that needed consideration and investigation and elaborate explanation by experts before its amendment," continued the president in his message, "it is schedule K [wool schedule]. There is a widespread belief that many rates in the present schedule are too high and are in excess of any needed protection for the wool grower or manufacturer. I share this belief and have so stated in several public addresses. But I have no sufficient data upon which I can judge how schedule K ought to be amended or how its rates ought to be reduced in order that the new bill shall furnish the proper measure of protection and no more. Nor have I sources of information which satisfy me that the bill presented to me for signature will accomplish this result. * * *

"Without any investigation of which the details are available, an avowed tariff-for-revenue and anti-protection bill is by compromise blended with a professed protection bill. Rates between those of the two bills are adopted and passed, except that, in some important instances, rates are fixed in the compromise at a figure higher and in others at a figure lower, than were originally fixed in either house. The principle fixed in adjusting the amendments of existing law is, therefore, not clear and the effect of the bill is most uncertain. * * *

"More than 1,000,000 of our countrymen are engaged in the production of wool and the manufacture of woollens; more than a billion of the country's capital is invested in the industry. Large communities are almost wholly dependent upon the prosperity of the wool grower and the woolen manufacturer. Moderately estimated 5,000,000 of the American people will be injuriously affected by any ill-advised impairment of the wool and woollen industries. Certainly we should proceed prudently in dealing with them upon the basis of ascertained facts rather than hastily and without knowledge to make a reduction of the tariff to satisfy a popular desire, which I fully recognize. For reduction of duties believed to be excessive, I have no doubt that if I were to sign this bill, I would receive the approval of very many persons who favor a reduction of duties in order to reduce the cost of living whatever the effect on our protected industries and who fail to realize the disaster to business generally and to the people at large which may come from a radical disturbance of that part of business dependent for its life on the continuance of a protective tariff. If I fail to guard as far as I can the industries of the country to the extent of giving them the benefit of a living measure of protection and business disaster ensues, I shall not be discharging my duty. If I fail to recommend the reduction of excessive duties to this extent, I shall fail in my duty to the consuming public."

The house made an effort Aug. 18 to pass the wool bill over the president's veto, but it failed,

the vote standing 227 yeas to 129 nays, or less than the required two-thirds.

FARMERS' FREE LIST BILL.

The so-called "farmers' free list bill," vetoed by President Taft Aug. 18, 1911, provided that the following articles should be exempt from duty when imported into the United States:

Plows, tooth and disk harrows, headers, harvesters and binders, reapers, agricultural drills and planters, mowers, horse rakes, cultivators, thrashing machines and cotton gins, farm wagons and farm carts, and all other agricultural implements of any kind and description, whether specifically mentioned herein or not, whether in whole or in parts, including repair parts.

Bagging for cotton, gunny cloth and all similar fabric materials or coverings, suitable for covering and baling cotton, composed in whole or in part of jute, jute butts, hemp, flax, seg, Russian seg, New Zealand tow, Norwegian tow, aloë, mill waste, cotton tares or any other materials or fibers suitable for covering cotton, and burlaps and bags or sacks composed wholly or in part of jute or burlaps or other material suitable for bagging or sacking agricultural products.

Hoop or band iron, or hoop or band steel, cut to lengths, punched or not punched, or wholly or partly manufactured into hoops or ties, coated or not coated with paint or any other preparation, with or without buckles or fastenings for baling cotton or any other commodity, and wire for baling hay, straw and other agricultural products.

Grain, buff, split, rough and sole leather; band, bend or belting leather; boots and shoes; harness, saddles and saddlery, in sets or in parts, finished or unfinished, composed wholly or in chief value of leather, and leather cut into shoe uppers or vamps or other forms suitable for conversion into manufactured articles.

Barbed wire, fence wire, wire rods, wire strands or wire rope, wire woven or manufactured for wire fencing and other kinds of wire suitable for fencing, including wire staples.

Beef, veal, mutton, lamb, pork and meats of all kinds; fresh, salted, pickled, dried, smoked, dressed or undressed, prepared or preserved in any manner; bacon, hams, shoulders, lard, lard compounds, lard substitutes, sausage and sausage meats, coming from any foreign country with which the United States has a reciprocal trade agreement and which shall admit from the United States free of duty, cotton, corn, wheat, oats, horses, cattle and hogs.

Buckwheat flour, cornmeal, wheat flour and semolina, rye flour, bran, middlings and other offals of grain, oatmeal and rolled oats and all prepared cereal foods, and biscuits, bread, wafers and similar articles; not sweetened, coming from any foreign country with which the United States has a reciprocal trade agreement and which shall admit from the United States free of duty, cotton, corn, wheat, oats, horses, cattle and hogs.

Timber, hewn, sided or squared, round timber used for spars or in building wharves, shingles, laths, fencing posts, sawed boards, planks, deals and other lumber, rough or dressed, except boards, planks, deals and other lumber, of lignum vitae, lancewood, ebony, box, granadilla, mahogany, rosewood, satiuwood and all other cabinet woods.

Sewing machines and all parts thereof.

Salt, whether in bulk or in bags, sacks, barrels, or other packages.

Roman, Portland and other hydraulic cement and lime.

In the house the bill was passed by a vote of 236 yeas to 109 nays. It had the solid support of the democrats and in addition the following republicans voted for it:

Anderson (Minn.).	Kent (Cal.).
Davis (Minn.).	Kopp (Wis.).
Lindbergh (Minn.).	Leandro (Wis.).
Miller (Minn.).	Morse (Wis.).
Steenerson (Minn.).	Nelson (Wis.).
Volstead (Minn.).	Lafferty (Ore.).
Madison (Kas.).	LaFollette (Wash.).
Murdock (Kas.).	N. Warburton (Wash.).
Anthony (Kas.).	Morgan (Okla.).
Jackson (Kas.).	Norris (Neb.).
Hanna (N. D.).	Roberts (Nev.).
Helgeson (N. D.).	Akin (N. Y.). Total, 24.

In the senate the vote was 48 yeas to 30 nays. Of those voting for the bill thirty-four were democrats, twelve progressive republicans and two regular republicans. The opposition vote was cast by twenty-nine regular republicans and one progressive (Senator Bourne of Oregon). The republican vote for the bill was:

Borah (Idaho).	Gronna (N. D.).
Bristow (Kas.).	Kenyon (Iowa).
Brown (Neb.).	LaFollette (Wis.).
Clapp (Minn.).	Poindester (Wash.).
Crawford (S. D.).	McClumber* (N. D.).
Cummins (Iowa).	Nelson* (Minn.).
Dixon (Mont.).	Works (Cal.) Total, 16.

*Regular.

In his message vetoing the proposed law the president reiterated the opinion expressed in his veto of the wool bill, that all general amendments to the existing tariff laws should be postponed until accurate and scientific information could be submitted to congress by a tariff board appointed for the purpose of investigating the difference in cost of production of dutiable articles at home and abroad. He also declared that the bill was so carelessly drawn that it would inevitably lead to the greatest uncertainty as to what articles were or were not covered by its various provisions and would involve the government in endless litigation. A third reason for withholding approval was the fact that it placed the finished product on the free list, but retained on the dutiable list the raw material and the machinery with which such finished product was made; thus putting at a needless disadvantage the American manufacturers. A fourth reason was that while purporting, by putting agricultural implements, meat and flour on the free list, to reduce their price to consumers, it did not do so, but only gave to Canada valuable concessions which might be used by the executive to expand reciprocity with that country in accordance with the direction of congress.

By a vote of 226 yeas to 127 nays the house of representatives refused to pass the bill over the president's veto. It required a two-thirds vote in the affirmative to do so.

COTTON TARIFF BILL.

The bill to reduce the duties on manufactures of cotton was passed by the house Aug. 3, 1911, by a vote of 203 yeas (including thirty "insurgent" republicans) to 90 nays, and by the senate Aug. 17 by a vote of 29 yeas to 24 nays. As it passed the house the bill reduced the average tariff on manufactured cotton goods from 48 to 27 per cent ad valorem. The senate bill not only reduced the duties on manufactured cotton goods, but also on a large number of chemicals (schedule A) and on iron and steel (schedule C). The house accepted the senate bill without change Aug. 21 by a vote of 180 yeas to 107 nays. The bill was vetoed by the president Aug. 22.

"I find," the message of the president said, "that there was practically no consideration of either schedule by any committee of either house. There were no facts presented to either house in which I can find material upon which to form any judgment as to the effect of the amendments either upon American industries or upon the revenues of the government."

Briefly reviewing the manner in which the iron and steel and chemical amendments were added to the bill the president said:

"I cannot make myself a party to dealing with the industries of the country in this way. The industries covered by metals and the manufacture of metals are the largest in the country, and it would seem not only wise, but absolutely essential to acquire accurate information as to the effect of changes which may vitally affect these industries before enacting them into law. * * *

"This bill thus illustrates and emphasizes the views which I have already expressed in vetoing the wool bill and the so-called free list bill, as to the paramount importance of securing, through the investigation and reports of the tariff board, a definite and certain basis of ascertained fact for the consideration of tariff laws. When the reports of the tariff board upon these schedules are received, the duties which should be imposed can be determined upon justly and with intelligent appreciation of the

effect that they will have both upon industry and upon revenue. Very likely some of the changes in this bill will prove to be desirable and some to be undesirable. So far as they turn out to be just and reasonable I shall be glad to approve them, but at present the proposed legislation appears to be all a matter of guesswork. The important thing is to get our tariff legislation out of the sloughs of guesswork and logrolling and ex parte statements of interested persons, and to establish that legislation on the basis of tested and determined facts, to which shall be applied, fairly and openly, whatever tariff principle the people of the country choose to adopt."

No attempt was made to pass the bill over the president's veto.

DIRECT ELECTION OF SENATORS.

In the house of representatives April 13, 1911, the following joint resolution was adopted by a vote of 296 yeas to 16 nays:

Resolved by the senate and house of representatives of the United States of America in congress assembled (two-thirds of each house concurring therein) That in lieu of the first paragraph of section 3 of article I of the constitution of the United States and in lieu of so much of paragraph two of the same section as relates to the filling of vacancies, and in lieu of all of paragraph 1 of section 4 of said article I, in so far as the same relates to any authority in congress to make or alter regulations as to the times or manner of holding elections for senators, the following be proposed as an amendment to the constitution, which shall be valid to all intents and purposes as part of the constitution when ratified by the legislatures of three-fourths of the states:

"The senate of the United States shall be composed of two senators from each state, elected by the people thereof, for six years, and each senator shall have one vote. The electors in each state shall have the qualifications requisite for electors of the most numerous branch of the state legislature.

"The times, places and manner of holding elections for senators shall be as prescribed in each state by the legislature thereof.

"When vacancies happen in the representation of any state in the senate, the executive authority of such state shall issue writs of election to fill such vacancies: Provided that the legislature of any state may empower the executive thereof to make temporary appointments until the people fill the vacancies by election, as the legislature may direct.

"This amendment shall not be so construed as to affect the election or term of any senator chosen before it becomes valid as part of the constitution."

The resolution was adopted by the senate June 12 by a vote of 64 yeas to 24 nays after having been changed by the adoption of an amendment offered by Senator Bristow of Kansas striking out the following provisions, "and in lieu of all of paragraph 1 section 4 of said article I, in so far as the same relates to any authority in congress to make or alter regulations as to the times or manner of holding elections for senators," and "the times, places and manner of holding elections for senators shall be prescribed in each state by the legislature thereof." The Bristow amendment was adopted by a vote of 45 yeas to 44 nays, the vice-president casting the deciding vote.

The house, June 21, refused by a vote of 172 to 112 to concur in the amendment and the bill was sent to conference, where it still remained when the session closed. [The same resolution was brought to a vote in the senate at the last session of the 61st congress, but failed to get the necessary two-thirds affirmative vote. Its defeat was brought about by an amendment offered by Senator Sutherland of Utah identical with the Bristow amendment quoted above.]

ADMISSION OF NEW MEXICO AND ARIZONA.

Congress in 1910 passed an enabling act providing for the admission of the territories of New Mexico and Arizona into the union as states. In accordance with the terms of the enabling act the two territories in November, 1910, and constitutions framed which were ratified by the people at special elections early in 1911. March 1, 1911, a joint

resolution approving the constitution of New Mexico was passed by the national house of representatives, but an amendment was added by the senate approving also the constitution of Arizona, to which President Taft was opposed on account of its recall provision, which included the judiciary. The resolution as so amended was defeated.

VETO MESSAGE.

When the 62d congress began work at the session called by President Taft a joint resolution approving both constitutions substantially as they were passed was introduced and adopted by the house May 23 and by the senate Aug. 8. The president returned the resolution with his veto and the measure failed. In his veto message the president approved the New Mexican constitution as modified by a provision making it more easily amended, but he vigorously attacked the recall feature of the Arizona constitution.

"Under the Arizona constitution," read the message. "all elective officers, and this includes county and state judges, six months after their election are subject to recall. It is initiated by a petition signed by electors equal to 25 per cent of the total number of votes cast for all the candidates for the office at the previous general election. Within five days after the petition is filed the officer may resign. Whether he does or not, an election ensues in which his name, if he does not resign, is placed on the ballot with those of all other candidates. The petitioners may print on the official ballot 200 words showing their reasons for recalling the officer, and he is permitted to make defense in the same place in 200 words. If the incumbent receives the highest number of votes he continues in his office; if not, he is removed from office and is succeeded by the candidate who does receive the highest number.

"This provision of the Arizona constitution, in its application to county and state judges, seems to me so pernicious in its effect, so destructive of independence in the judiciary, so likely to subject the rights of the individual to the possible tyranny of a popular majority, and, therefore, to be so injurious to the cause of free government, that I must disapprove a constitution containing it. * * * A popular government is not a government of a majority, by a majority, for a majority of the people. It is a government of the whole people by a majority of the whole people under such rules and checks as will secure a wise, just and beneficent government for all the people. * * * No honest, clear headed man, however great a lover of popular government, can deny that the unbridled expression of the majority of a community hastily converted into law or action would sometimes make a government tyrannical and cruel. Constitutions are checks upon the hasty action of the majority. * * *

"The executive and legislative branches are representative of the majority of the people which elected them in guiding the course of the government within the limits of the constitution. They must act for the whole people, of course, but they must properly follow, and usually ought to follow, the views of the majority which elected them in respect to the governmental policy best adapted to secure the welfare of the whole people. But the judicial branch of the government is not representative of a majority of the people in any such sense, even if the mode of selecting judges is by popular election. In a proper sense, judges are servants of the people; that is, they are doing work which must be done for the government and in the interest of all the people, but it is not work in the doing of which they are to follow the will of the majority except as that is embodied in statutes lawfully enacted according to constitutional limitations. They are not popular representatives. On the contrary, to fill their office properly they must be independent. They must decide every question which comes before them according to law and justice. If this distinction is between individuals they will follow the statute, or the unwritten law if no statute applies, and they take the unwritten law growing out of tradition and custom from previous judicial decisions. If a statute or ordinance affecting a cause before them is not lawfully enacted, because it violates the constitution adopted by the people, then they must ignore the statute and de-

cide the question as if the statute had never been passed. This power is a judicial power imposed by the people on the judges by the written constitution. In early days some argued that the obligations of the constitution operated directly on the conscience of the legislature, and only in that manner, and that it was to be conclusively presumed that whatever was done by the legislature was constitutional. But such a view did not obtain with our hard headed, courageous and far sighted statesmen and judges, and it was soon settled that it was the duty of judges in cases properly arising before them to apply the law and so to declare what was the law, and that if what purported to be statutory law was at variance with the fundamental law, i. e., the constitution, the seeming statute was not law at all, was not binding on the courts, the individuals or any branch of the government and that it was the duty of the judges so to decide. This power conferred on the judiciary in our form of government is unique in the history of governments, and its operation has attracted and deserved the admiration and commendation of the world. It gives to our judiciary a position higher, stronger and more responsible than that of the judiciary of any other country, and more effectively secures adherence to the fundamental will of the people.

"What I have said has been to little purpose if it has not shown that judges to fulfill their functions properly in our popular government must be more independent than in any other form of government, and that need of independence is greatest where the individual is one litigant and the state, guided by the successful and governing majority, is the other. In order to maintain the rights of the minority and the individual and to preserve our constitutional balance we must have judges with courage to decide against the majority when justice and law require.

"By the recall in the Arizona constitution it is proposed to give to the majority power to remove arbitrarily, and without delay, any judge who may have the courage to render an unpopular decision. By the recall it is proposed to enable a minority of 25 per cent of the voters of the district or state, for no prescribed cause, after the judge has been in office six months, to submit the question of his retention in office to the electorate. The petitioning minority must say on the ballot what they can against him in 200 words and he must defend as best he can in the same space. Other candidates are permitted to present themselves and have their names printed on the ballot, so that the recall is not based solely on the record or the acts of the judge, but also on the question whether some other and more popular candidate has been found to unseat him. Could there be a system more ingenious, devised to subject judges to momentary gusts of popular passion than this? We cannot be blind to the fact that often an intelligent and respectable elector, may be so roused upon an issue that it will visit with condemnation the decision of a just judge, though exactly in accord with the law governing the case, merely because it affects unfavorably their contest. Controversies over elections, labor troubles, racial or religious issues, issues as to the construction or constitutionality of liquor laws, criminal trials of popular or unpopular defendants, the removal of county seats, suits by individuals to maintain their constitutional rights in obstruction of some popular improvement—these and many other cases could be cited in which a majority of a district electorate would be tempted by hasty anger to recall a conscientious judge if the opportunity were open all the time. No period of delay is interposed for the abatement of popular feeling. The recall is devised to encourage quick action and to lead the people to strike while the iron is hot. The judge is treated as the instrument and servant of a majority of the people, and subject to momentary will, not after a long term in which his qualities as a judge and his character as a man have been subjected to a test of all the varieties of judicial work and duty so as to furnish a proper means of measuring his fitness for continuance in another term. On the instant of an unpopular ruling, while the spirit of protest has not had time to cool, and even while

an appeal may be pending from his ruling, in which he may be sustained, he is to be hailed before the electorate as a tribunal, with no judicial hearing, evidence or defense, and thrown out of office and disgraced for life because he has failed, in a single decision, it may be, to satisfy the popular demand. Think of the opportunity such a system would give to unscrupulous political bosses in control, as they have been in control not only of conventions but elections. Think of the enormous power for evil given to the sensational, muckraking portion of the press in rousing prejudice against a just judge by false charges and insinuations, the effect of which in the short period of an election by recall it would be impossible for him to meet and offset! Supporters of such a system seem to think that it will work only in the interest of the poor, the humble, the weak and the oppressed; that it will strike down only the judge who is supposed to favor corporations and be affected by the corrupting influence of the rich. Nothing could be farther from the ultimate result. The motive it would offer to unscrupulous combinations to seek to control politics in order to control the judges is clear. Those would profit by the recall who have the best opportunity of rousing the majority of the people to action on a sudden impulse. Are they likely to be the wisest or the best people in a community? Do they not include those who have money enough to employ the firebrands and slanderers of a community and the stirrers-up of social hate? Would not self-respecting men well hesitate to accept judicial office with such a sword of Damocles hanging over them? What kind of judgments might those on the unpopular side expect from courts whose judges must make their decisions under such legalized terrorism? The character of the judges would deteriorate to that of trimmers and time-servers, and independent judicial action would be a thing of the past. As the possibilities of such a system pass in review, is it too much to characterize it as one which will destroy the judiciary, its standing and its usefulness? * * *

Attempt is made to defend the principle of judicial recall by reference to states in which judges are said to have shown themselves to be under corrupt influences in which it is claimed that nothing but a desperate remedy will suffice. If the political control in such states is sufficiently wrested from corrupting corporations to permit the enactment of a radical constitutional amendment like that of judicial recall, it would seem possible to make provision in its stead for an effective remedy by impeachment, in which the cumbersome features of the present remedy might be avoided, but the opportunity for judicial hearing and defense before an impartial tribunal might be retained. * * *

"Again, judicial recall is advocated on the ground that it will bring the judges more into sympathy with the popular will and the progress of ideas among the people. It is said that now judges are out of touch with the movement toward a wider democracy and a greater control of governmental agencies in the interest and for the benefit of the people. The righteous and just course for a judge to pursue is ordinarily fixed by statute or clear principles of law, and the cases in which his judgment may be affected by his political, economic or social views are infrequent. But even in such cases judges are not removed from the people's influence. Surround the judiciary with all the safeguards possible, create judges by appointment, make their tenure for life, forbid diminution of salary during their term and still it is impossible to prevent the influence of popular opinion from coloring judgments in the long run. Judges are men, intelligent, sympathetic men, patriotic men, and in those fields of the law in which the personal equation unavoidably plays a part, there will be found a response to sober popular opinion as it changes to meet the exigency of social, political and economic changes."

AMENDED RESOLUTION PASSED.

Aug. 18 the joint resolution, amended in accordance with the views of the president, was passed by the senate and on the following day it was passed by the house. Aug. 21 it was signed by the president. Section 1 of the joint resolution provides that the admission of New Mexico and Ari-

zona into the union as states shall take effect upon the proclamation of the president of the United States, when the conditions explicitly set forth in the resolution shall have been complied with. The president is authorized and directed to certify the adoption of the resolution to the governor of each territory as soon as practicable, and each of the governors shall issue his proclamation for the holding of the first general election as provided for in the constitution of New Mexico heretofore adopted and the election ordinance numbered 2, adopted by the constitutional convention of Arizona, respectively, and for the submission to a vote of the electors of the territories of the amendments of the constitutions of the proposed states set forth in the resolution. The results of the elections shall be certified to the president by the governor of each of the territories; and if the terms of the resolution have been complied with, the president shall issue a proclamation immediately announcing the result of the elections so ascertained, and upon the issuance of such proclamation the proposed state or states so certified shall be deemed admitted by congress into the union upon an equal footing with the other states.

Section 2 provides that the admission of New Mexico shall be subject to the terms of a joint resolution approved Feb. 16, 1911, entitled "Joint resolution reaffirming the boundary line between Texas and the territory of New Mexico."

Section 3 requires that before the proclamation of the president shall issue announcing the result of the election in New Mexico, and at the same time that the state election is held, the electors of New Mexico shall vote upon a proposed amendment to article XIX. of the constitution as a condition precedent to the admission of the state. The article in question relates to the method of amending the state constitution. In its original form the article provided that any proposed amendment must be voted for by two-thirds of all the members in each house before being submitted to the electors of the state for their approval or rejection, and that if it were ratified by a majority of the electors voting thereon and by an affirmative vote equal to at least 40 per cent of all the votes cast at the election in the state and at least one-half of the counties, then the amendment should become part of the constitution. In its amended form the article requires only a majority vote in each house for propositions to amend the constitution and the same for ratification by the electors. The original article contained a provision that a constitutional amendment might be submitted to the people if carried by a majority vote in each house at the first regular session of the legislature two years after the constitution went into effect or at the regular session convening each eighth year thereafter. This proviso is eliminated from the amended article. Another proviso omitted is that requiring at least one-half of the counties to favor calling a convention to revise the constitution before such convention could be summoned.

Section 4 of the joint resolution provides for the submission of the amendment to the electors of New Mexico at the first state election, and section 5 provides that if a majority of the legal votes be cast in favor of the amendment the governor shall proclaim it a part of the constitution of the state of New Mexico.

Section 6 of the joint resolution amends the enabling act of June 20, 1910, so as to make the fifth clause of section 2 read: "That said state shall never enact any law restricting or abridging the right of suffrage on account of race, color or previous condition of servitude."

ARIZONA AMENDMENT.

Section 7 requires that before the proclamation of the president shall issue announcing the result of the election in Arizona, and at the same time that the state election is held, the electors of Arizona shall vote upon and ratify the proposed amendment to their state constitution, as a condition precedent to the admission of the state. The amendment is to section 1 of article VIII. of the constitution. This section, as pointed out by President Taft, made every public officer in the state of Arizona holding an elective office subject to recall on the petition of 25 per cent of the electors of the

district from which candidates are elected to such office. The amendment simply excepts the members of the judiciary.

The joint resolution further provides that this amendment, if affirmed by a majority of the legal votes cast at the election, shall be proclaimed as part of the state constitution by the governor, but

"if the said proposed amendment to section 1 of article VIII. of the constitution of Arizona is not adopted and ratified as aforesaid, then, and in that case, the territory of Arizona shall not be admitted into the union as a state." (Approved Aug. 21, 1911.)

STATE OF NEW MEXICO.

Enabling act passed by 61st congress and approved by the president June 20, 1910.

Delegates to constitutional convention elected Sept. 6, 1910.

Convention began work Oct. 3; constitution completed and signed Nov. 21, 1910.

Constitution ratified by people at special election Jan. 21, 1911.

Joint resolution adopted by 62d congress Aug. 8 to admit territory as state after amendment of constitution; approved Aug. 21, 1911.

DIGEST OF CONSTITUTION.

BILL OF RIGHTS.

The bill of rights declares that the state of New Mexico is an inseparable part of the federal union, and that the constitution of the United States is the supreme law of the land. It also provides that the rights, privileges and immunities, civil, political and religious, guaranteed to the people of New Mexico by the treaty of Guadalupe Hidalgo, shall be preserved inviolate. The remaining provisions in the bill of rights are similar to those in other state constitutions.

LEGISLATIVE DEPARTMENT.

Senate—The senate of the state legislature shall consist of twenty-four members, elected for four years. They must be qualified electors, residents of New Mexico for at least three years and not less than 25 years of age.

House—The house shall consist of forty-nine members, elected for two years. Representatives must be at least 21 years old.

Sessions—The regular sessions of the legislature (except the first) shall begin on the second Tuesday of January after each general election. No regular session shall exceed sixty days, except the first, which may be ninety days, and no special session shall exceed thirty days.

Compensation—Each member of the legislature shall receive as compensation \$5 for each day's attendance during the session and 10 cents a mile traveled in going to and returning from the seat of government once each session.

Passes—It shall not be lawful for a member of the state legislature to use a pass or to purchase or receive transportation over any railroad upon terms not open to the general public; and the violation of this section shall work a forfeiture of the office.

Disapproval of Laws—The people reserve the right to disapprove, suspend and annul any law enacted by the legislature, except appropriation, peace and health, public debt and local or special laws. Petitions disapproving of any law must be signed by not less than 10 per cent of the voters of each of three-fourths of the counties, and in the aggregate by not less than 10 per cent of the voters of the state as shown by the total number of votes cast at the last preceding election. The question of approval or rejection shall be submitted to the voters at the next general election; and if a majority of the legal votes cast thereon, and not less than 40 per cent of the total votes cast at such election, be cast for the rejection of such law it shall be repealed and annulled; otherwise it shall remain in force. The forgery of names to such petitions is made a felony.

EXECUTIVE DEPARTMENT.

The executive department shall consist of a governor, lieutenant-governor, secretary of state, state auditor, state treasurer, attorney-general, superintendent of public instruction and commissioner of public lands, who shall be elected for the term of four years. Such officers, except the superintendent of public instruction and the commissioner of pub-

lic lands, shall be ineligible to succeed themselves after serving one full term. The annual compensation shall be: Governor, \$5,000; auditor, secretary of state, treasurer, superintendent of public instruction and commissioner of public lands, \$3,000 each; attorney-general, \$4,000. These salaries may be increased after the expiration of ten years from the date of the admission of New Mexico as a state.

JUDICIAL DEPARTMENT.

The judicial power of the state shall be vested in the senate when sitting as a court of impeachment, a supreme court, district courts, probate courts, justices of the peace and such courts inferior to the district courts as may be established from time to time.

The Supreme court shall consist of three justices elected for a term of eight years, those first elected holding office four, six and eight years, respectively, as determined by lot.

The state shall be divided into eight judicial districts, and a judge shall be chosen for each district at the election of representatives in congress. The term of office shall be six years. There shall be a district attorney for each judicial district, elected for a term of four years.

ELECTIVE FRANCHISE.

Every male citizen of the United States who is over the age of 21 years, and has resided in New Mexico twelve months, in the county ninety days and in the precinct in which he offers to vote thirty days, next preceding the election, except idiots, insane persons, persons convicted of a felonious or infamous crime unless restored to political rights, and Indians not taxed, shall be qualified to vote at all elections for public officers. Women may vote at school elections, provided such right is not suspended on the petition of a majority of the voters in any school district.

ELECTIONS.

General elections shall be held in the state on the Tuesday after the first Monday in each even numbered year.

STATE CORPORATION COMMISSION.

The constitution creates a permanent commission to be known as the "state corporation commission." It is to consist of three members, elected for a term of six years. Officers, agents and employees of railroad, express, telegraph, telephone, sleeping car or other transportation or transmission companies are excluded from membership on the commission. It is the department of government through which charters for domestic corporations or licenses to foreign corporations shall be issued, and through which constitutional provisions and laws relating to corporations shall be carried out.

The commission is charged with the duty of fixing, regulating and controlling all charges and rates of railway, express, telegraph, telephone, sleeping car and other transportation and transmission companies and common carriers within the state; of requiring railway companies to provide adequate depots, stock pens, station buildings, agents and facilities for the accommodation of passengers and for receiving and delivering of freight and express. The commission is also charged with the duty of making and enforcing reasonable rules requiring the supplying of cars and equipment for the use of shippers and passengers and of requiring the use of safety appliances.

EDUCATION.

Free public schools shall be established. No part of the state educational funds shall be used for the support of sectarian or private schools. No religious test shall ever be required as a condition of admission into the public schools or state educational institutions. Children of Spanish descent shall never be denied admission to the public schools, shall

never be classed in separate schools, but shall forever enjoy perfect equality with other children in public schools.

The legislature shall provide for the training of teachers in both the English and Spanish languages to qualify them to teach Spanish speaking pupils and students. The English language shall be taught to such pupils and students. A state board of education consisting of seven members is created.

The University of New Mexico, the New Mexico College of Agriculture and Mechanic Arts, the New Mexico School of Mines, the New Mexico Military Institute, the New Mexico Normal university, the New Mexico Normal school, the Spanish-American school at El Rito, the New Mexico Asylum for the Deaf and Dumb at Santa Fe and the New Mexico Institute for the Blind are confirmed as state educational institutions.

MISCELLANEOUS.

For the first twenty-five years after the constitution goes into effect all laws passed by the leg-

islature shall be published in both the English and Spanish languages.

There shall be a uniform system of textbooks for the public schools, which shall not be changed more than once in six years.

The leasing of convict labor by the state is prohibited.

COMPACT WITH THE UNITED STATES.

The requirements of the enabling act with regard to religious toleration, polygamy, the sale of liquor to Indians, ungranted public lands, territorial debts, the establishment of nonsectarian schools to be conducted in English, suffrage unrestricted on account of race or color, location of the capital, etc., are specifically consented to and confirmed in article XII.

CAPITAL.

The capital of the state shall, until changed by the electors at an election by the legislature for that purpose, be in the city of Santa Fe, but no such election shall be called prior to Dec. 31, 1925.

STATE OF ARIZONA.

Enabling act passed by 61st congress and approved by the president June 20, 1910.

Delegates to constitutional convention elected Sept. 12, 1910.

Convention began work Oct 10; constitution completed and signed Dec. 9, 1910.

Constitution ratified by people at special election Feb. 9, 1911.

Joint resolution adopted by 63d congress Aug. 8 to admit territory as state after amendment of constitution.

DIGEST OF CONSTITUTION.

BILL OF RIGHTS.

The bill of rights declares, among other things, that the constitution of the United States is the supreme law of the land; that no law granting irrevocably any privilege, franchise or immunity shall be enacted; that no law shall be enacted granting to any citizen, class of citizens or corporation other than municipal, privileges or immunities which, upon the same terms, shall not equally belong to all citizens or corporations; that no standing army shall be kept up in the state in time of peace; that any person having knowledge of facts that tend to establish the guilt of any other person or corporation charged with bribery or illegal rebating shall not be excused from giving testimony when legally called upon to do so on the ground that it may tend to incriminate him under the laws of the state, but no person shall be subject to any penalty on account of any transaction concerning which he may testify; and that no hereditary emoluments, privileges or powers shall be granted, and no law shall be enacted permitting any perpetuity or entailment in the state. The remaining provisions are similar to those contained in other state constitutions.

LEGISLATIVE DEPARTMENT.

Senate—The senate of the state legislature shall consist of nineteen members, elected for two years. They must be citizens of the United States, at least 25 years of age and residents of Arizona at least three years.

House—The house shall consist of thirty-five members, with qualifications the same as those of senators.

Sessions—The regular sessions of the legislature (except the first) shall be held biennially and shall begin on the second Monday of January after the election of its members.

Compensation—Members of the legislature shall receive \$7 per day for not to exceed sixty days in any one session and mileage at the rate of 20 cents a mile, one way, by shortest practicable route.

Passes—It shall not be lawful for any person holding office in the state to accept or use a pass or to purchase transportation from any railroad or other corporation except as such transportation may be purchased by the general public.

Initiative and Referendum—The people reserve the power to propose laws and amendments to the constitution and to enact or reject such laws and

amendments at the polls, independently of the legislature; they also reserve the right to approve or reject at the polls any act, or item, section, or part of any act, of the legislature. Under the power of initiative 10 per cent of the electors shall have the right to propose any measure, and 15 per cent the right to propose any constitutional amendment. Under the power of referendum the legislature or 5 per cent of the electors may order the submission to the people at the polls of any measure enacted by the legislature, except such measures as require early operation for the preservation of the public peace, health or safety.

EXECUTIVE DEPARTMENT.

The executive department of the state shall consist of a governor, secretary of state, state auditor, state treasurer, attorney-general and superintendent of public instruction, each of whom shall be elected for two years. No person is eligible for any of these offices unless he is a male person, at least 25 years of age and a resident of Arizona at least five years. The state treasurer is not eligible to succeed himself. Annual compensation: Governor, \$4,000; secretary of state, \$3,500; auditor and treasurer, \$3,000 each; attorney-general and superintendent of instruction, \$2,500 each.

JUDICIAL DEPARTMENT.

The judicial power of the state shall be vested in a supreme court, superior courts, justices of the peace and such inferior courts as may be provided by law. The Supreme court shall consist of three judges, elected for six years, except those first elected, whose terms are coterminous with the term of the first governor. There shall be a superior court in each organized county. In the election of both supreme and superior judges, the names of the candidates shall be placed on the ballots in alphabetical order without any partisan designation.

ELECTIVE FRANCHISE.

No person shall be entitled to vote at any election, other than a school election, unless such person be a male citizen of the United States, 21 years of age or over and a resident of the state for one year. No person under guardianship, non compos mentis or insane shall be qualified to vote, nor shall any person convicted of treason or felony be qualified to vote unless restored to civil rights.

ELECTIONS.

There shall be a general election of representatives in congress and of state, county and precinct officers on the first Tuesday after the first Monday in November of the first even numbered year after the year in which Arizona is admitted to statehood and biennially thereafter.

REMOVAL FROM OFFICE.

Every public officer holding an elective office, either by election or appointment, except judicial officers, is subject to recall by the electors of the district from which candidates are elected to such office. Such district may include the whole state. Petitions for recall must be signed by 25 per cent of

the electors. The recall petition must contain a statement of not more than 200 words giving the reason for the proposed recall, and the officer sought to be removed may justify his course in office in the same number of words. If he does not resign within five days after the recall petition is filed a special election shall be called and if he does not request otherwise in writing his name will be placed on the ballot with those of other candidates. The candidate receiving the highest number of votes shall be declared elected to fill the remainder of the term.

EDUCATION.

The legislature shall provide for the establishment and maintenance of a general and uniform public school system, including kindergarten, common, high, normal and industrial schools and a university. The public schools shall be under the direction and supervision of a state board of education, a

state superintendent of public instruction and county school superintendents.

CORPORATION COMMISSION.

A corporation commission is created, to be composed of three persons, who shall be elected for terms of six years each (except the first). The commission shall have full power to prescribe just and reasonable classifications to be used and rates to be made by public service corporations.

COMPACT WITH UNITED STATES.

The requirements of the enabling act with regard to religious toleration, polygamy, the sale of liquor to Indians, etc., are consented to and confirmed.

CAPITAL.

The capital of the state, until changed by the electors voting at an election provided for by the legislature, shall be at Phoenix, but no such election shall be called prior to Dec. 31, 1925.

VETO POWER OF BRITISH LORDS CURBED.

The veto power of the British house of lords was largely restricted when, by a vote of 131 to 114, the peers accepted the liberal government's veto or parliament bill, Aug. 10, 1911. This ended a bitter struggle between the commons and the lords, dating from the fall of 1909, when the upper house rejected the budget presented by David Lloyd-George, on the ground that it was socialistic in principle and consistorial in effect. Parliament was dissolved and an appeal to the country taken. In the elections the liberals were sustained, retaining about the same majority in the new as in the old parliament. The veto bill was introduced in the house of commons by Premier Asquith, Feb. 21, 1911, and passed its first reading the following day by a vote of 351 to 227. It passed its third and final reading May 15 by a vote of 363 to 241.

May 16 the measure was introduced in the house of lords, where, after a series of stormy debates, it was radically amended and passed July 20. The following day a letter from Premier Asquith to the opposition leader, Arthur J. Balfour, was made public, announcing that should the necessity arise the government would ask the king to exercise his privilege of appointing a sufficient number of new liberal peers to secure the passing into law of the bill in substantially the same form in which it had left the house of commons. The king, the letter stated, had consented to do so. The lords' amendments were rejected by the government and then the lords, rather than have the king create a large number of new peers, accepted the measure. The more important features of the new law are as follows:

If a money bill, having been passed by the house of commons, and sent up to the house of lords at least one month before the end of the session, is not passed by the house of lords without amend-

ment within one month after it is so sent up, the bill shall, unless the house of commons direct to the contrary, be presented to his majesty and become an act of parliament on the royal assent being signified, notwithstanding that the house of lords has not consented to the bill.

A money bill is described as one which, in the opinion of the speaker of the house of commons, contains only provisions dealing with all or any of the following subjects, namely: the imposition, repeal, remission, alteration or regulation of taxation; charges on the consolidated fund or the provision of money by parliament; supply; the appropriation, control or regulation of public money; the raising or guaranty of any loan or the repayment thereof; or matters incidental to those subjects or any of them.

No amendment to a money bill which, in the opinion of the speaker of the house of commons, prevents the bill retaining such a character will be permitted.

If any bill other than a money bill is passed by the house of commons in three successive sessions (whether of the same parliament or not) and, having been sent up to the house of lords at least one month before the end of the session, is rejected by the house of lords in each of those sessions, that bill shall, on its rejection for the third time by the house of lords, unless the house of commons direct to the contrary, be presented to his majesty and become an act of parliament on the royal assent being signified thereto, notwithstanding that the house of lords has not consented to the bill.

Two years must elapse, however, between the date of the first introduction of the bill in the commons and the date on which it passes the house of commons for the third time.

DECLARATION OF LONDON ON LAWS OF NAVAL WAR.

What is popularly known as the "Declaration of London" is the agreement entered into Feb. 26, 1909, at a naval conference closing on that date in London, England, between representatives of the following powers: Germany, United States, Austria-Hungary, Spain, France, Great Britain, Italy, Japan, the Netherlands and Russia. The conference was held at the invitation of Great Britain in order to arrive at an agreement as to what are the generally recognized rules of international law within the meaning of article 7 of the convention of Oct. 18, 1907 (at The Hague), relative to the establishment of an international prize court. The agreement contains nine chapters and seventy-one articles, embodying what the signatory powers declare to correspond in substance with the generally

recognized principles of international law. The subjects of the chapters are as follows: Chapter I., blockade in time of war; chapter II., contraband of war; chapter III., unneutral service; chapter IV., destruction of neutral prizes; chapter V., transfer to a neutral flag; chapter VI., enemy character; chapter VII., convoy; chapter VIII., resistance to search; chapter IX., compensation.

The signatory powers undertake to insure the mutual observance of the rules contained in the present declaration in any war in which all the belligerents are parties thereto. Ratifications are to be deposited in London. Powers not represented at the naval conference were requested to accede to the declaration of London, those doing so being placed on the same footing as the signatory powers.

REBELLION IN KWANTUNG PROVINCE, CHINA.

Kwangtung province, China, was the scene of an attempted rebellion in the latter part of April, 1911. The official residence of the viceroy of Canton was burned and Li, the faotal of the same city, was assassinated. There was considerable pillaging and for a time it was feared that the revolt would

assume serious proportions. The government troops remained loyal, however, and the uprising was suppressed. Many of the rebels, who were led by Wu Zhen, a Chinese educated in Japan, were killed. The movement had for its object the overthrow of the Manchu dynasty.

ILLINOIS LEGISLATION IN 1911.

Summary of important laws enacted by the regular biennial session of the forty-seventh general assembly, beginning Jan. 4, 1911, and ending June 1, 1911.

EMPLOYEES' COMPENSATION ACT.

The law is entitled "An act to promote the general welfare of the people of this state, by providing compensation for accidental injuries or death suffered in the course of employment." It provides in section 1 that any employer covered by the provisions of the act in this state may elect to provide and pay compensation for injuries sustained by any employee arising out of and in the course of the employment according to the provisions of the act, and thereby relieve himself from any liability for the recovery of damages, except as herein provided. If, however, any such employer shall elect not to pay such compensation he shall not escape liability for injuries sustained by an employee because:

1. The employee assumed the risks of the employer's business.
2. The injury or death was caused in whole or in part by the negligence of a fellow servant.
3. The injury or death was proximately caused by the contributory negligence of the employee, but such contributory negligence shall be considered by the jury in reducing the amount of damages.

(a) Every such employer is presumed to have elected to provide and pay compensation according to the provisions of this act unless he shall have given notice to the contrary to the state bureau of labor statistics.

(b) Every employer within the provisions of the act failing to file such notice shall be bound hereby as to all his employees who shall elect to come within the provisions of the act until Jan. 1 of the next year and for terms of each year thereafter: Provided, any such employer may elect to discontinue the payments of compensation only at the expiration of any such calendar year by filing notice of such intention with the state bureau of labor statistics at least sixty days before the end of the year, and by posting such notice in his plant, office or place of work or by personal service.

(c) In the event that any employer elects to provide and pay compensation, then every employee of such employer shall be deemed to have accepted all the provisions of the act and shall be bound thereby unless within thirty days after being hired or after the taking effect of the act, he shall file a notice to the contrary with the secretary of the state bureau of labor statistics, whose duty it shall be immediately to notify the employer, and if so notified the employer shall not be deprived of any of his common law or statutory defenses, and until such notice to the contrary is given to the employer, the measure of liability of the employer for any injury shall be determined according to the compensation provisions of this act: Provided, however, that before any such employee shall be bound by the provisions of this act his employer shall either furnish to such employee at the time of his hiring, or post in a conspicuous place in the room or plant where he is to be employed, a legible statement of the compensation provisions of this act.

Sec. 2. The provisions of this act shall apply to every employer in the state engaged in building, maintaining or demolishing of any structure; in any construction or electrical work; in the business of carriage by land or water and loading and unloading in connection therewith (except as to carriers who shall be construed to be excluded herefrom by the laws of the United States relating to liability to their employes for personal injuries while engaged in interstate commerce where such laws are held to be exclusive of all state regulations providing compensation for accidental injuries or death suffered in the course of employment); in operating general or terminal storehouses; in mining, surface mining or quarrying; in any enterprise, a branch thereof, in which explosive materials are manufactured, handled, used, generated, stored or conveyed in dangerous quantities; in any enterprise wherein molten metal or injurious gases or vapors or inflammable fluids are manufactured, used, generated, stored or con-

veyed in dangerous quantities; and in any enterprise in which statutory regulations are now or shall hereafter be imposed for the guarding, using or the placing of machinery or appliances, or for the protection and safeguarding of the employes therein, each of which employments is hereby determined to be especially dangerous, in which, from the nature, conditions and means of prosecution of the work therein, extraordinary risks to life and limb of the employe engaged therein are inherent, necessary or substantially unavoidable, and as to each of which employments it is deemed necessary to establish a new system of compensation for accidents to employes therein.

Section 3 provides that no common law or statutory right to recover damages for injury or death sustained by any employee while engaged in the line of his duty other than the compensation herein provided shall be available to any employee who has accepted the provisions of this act or to any one dependent upon him: Provided, that when the injury to the employe was caused by the intentional omission on the part of the employer to comply with the statutory safety regulations, nothing in this act shall affect the civil liability of the employer. If the employer is a partnership, such omission must be that of one of the partners thereof, and if a corporation, that of an elective officer thereof.

Sec. 4. The amount of compensation which the employer who accepts the provisions of this act shall pay for injury to the employe which results in death shall be:

(a) If the employe leaves any widow, child or children, or parents or other lineal heirs to whose support he had contributed within five years previous to the time of his death, a sum equal to four times the average annual earnings of the employe, but not less in any event than \$1,500, and not more in any event than \$3,500. Any weekly payments, other than necessary medical or surgical fees, shall be deducted in ascertaining such amount payable on death.

(b) If the employe leaves collateral heirs dependent upon his earnings, such a percentage of the sum provided in article (a) as the contributions which the deceased made to the support of these dependents bore to his earnings.

(c) If the employe leaves no widow or child or children, parents or lineal or collateral heirs dependent upon his earnings, a sum not to exceed \$150 for burial expenses.

(d) All compensation provided for in this section to be paid in case injury results in death shall be paid in installments equal to one-half the average earnings, at the same intervals at which the wages or earnings of the employe were paid while he was living, or if this shall not be feasible, then the installments shall be paid weekly.

(e) The compensation to be paid for injuries which result in death, as provided for in this section, shall be paid to the personal representative of the deceased employe and shall be distributed by such representative to the beneficiaries entitled thereto, in accordance with the laws of this state relating to the descent and distribution of personal property.

Sec. 5. The amount of compensation which the employer who accepts the provisions of this act shall provide and pay for injury to the employe resulting in disability shall be:

(a) Necessary first aid, medical, surgical and hospital services; also medicine and hospital services for a period not longer than eight weeks, not to exceed, however, the amount of \$200; also necessary services of a physician or surgeon during such period of disability, unless such employe elects to secure his own physician or surgeon.

(b) If the period of disability lasts more than six working days, and such fact is determined by the physician or physicians, as provided in section 9, compensation equal to one-half of the earnings, but not less than \$5 nor more than \$12 per week, beginning on the eighth day of disability, and as long as the disability lasts, or until

the amount of compensation paid equals the amount payable as a death benefit.

(c) If any employee, by reason of any accident arising out of and in the course of his employment, receive any serious and permanent disfigurement to the hands or face, but which injury does not actually incapacitate the employe from pursuing his usual employment so that it is possible to measure compensation in accordance with the methods of computing the same herein provided, such employe shall have the right to resort to arbitration for the purpose of determining a reasonable amount of compensation which must not exceed one-quarter the amount of compensation in case of death.

(d) If it shall appear that the employe has been partially, though permanently, incapacitated from pursuing his usual line of employment, he shall receive compensation equal to one-half the difference between the average amount which he earned before the accident, and the average amount which he is earning, or is able to earn, after the accident, if suitable employment is secured.

(e) In the case of complete disability which renders the employe wholly and permanently incapable of work, compensation for the first eight days after the injury was received, equal to 50 per cent of his earnings, but not less than \$5 nor more than \$12 per week. If complete disability continues after the payment of a sum equal to the amount of the death benefit or after the expiration of eight years, then a compensation during life, equal to 8 per cent of the death benefit which would have been payable had the accident resulted in death. Such compensation shall not be less than \$10 per month and shall be payable monthly.

1. In case death occurs before the total payments made equal the amount payable as a death benefit, as provided in section 4, article (a), then in the case the employe leaves any widow, child or dependent, the amount which they are to receive shall be paid the difference between the compensation for death and the sum of such payment, but in no case shall this sum be less than \$500.

2. In cases of complete disability after compensation has been paid at the specified rate for a term of at least six months, the employe shall have the privilege of filing a petition asking for a lump sum in payment of the difference between the sum of the payments received and the compensation to which he was entitled when such permanent disability has been definitely determined. For the purpose of this section, blindness or the total irrecoverable loss of sight, the loss of both feet or above the ankle, the loss of both hands at or above the wrists, the loss of one hand and one foot, an injury to the spine resulting in permanent paralysis of the legs or arms, and a fracture of the skull resulting in incurable imbecility or insanity, shall be considered complete and permanent disability. Provided, these specific cases of complete disability shall not be construed as excluding other cases.

3. In fixing the amount of the disability payments, regard shall be had to any payments, allowance or benefit which the employe may have received from the employer during the period of his incapacity, except the expenses of necessary medical or surgical treatment. In no event, except in cases of complete disability as defined above, shall any weekly payment payable under the compensation plan in this section provided exceed \$12 per week or extend over a period of more than eight weeks from the date of the accident. In case an injured employe shall be incompetent at the time when any right or privilege accrues to him, a conservator or guardian, appointed according to law, may claim and exercise such right or privilege.

Section 5 $\frac{1}{2}$ provides that any person entitled to compensation under this act, or any employe who shall be found to pay compensation under the act, who shall desire to have such compensation or any part of it paid in a lump sum, may petition any court of competent jurisdiction in the county asking that the compensation shall be so paid, and if it appears to be for the best interest of the parties concerned, the court shall order the payment of a lump sum, and where necessary a guardian, conservator or administrator shall be appointed for any person under disability, who may be entitled to such compensation.

Sec. 6. The basis for computing the compensation shall be as follows:

(a) The compensation shall be computed on the basis of the annual earnings which the injured person received as salary, wages or earnings in the employment of the same employer during the year next preceding the injury.

(b) The employment of the same employer shall be taken to mean employment by the same employer in the grade in which the employe was at the time of the accident, uninterrupted by absence from work due to illness or any other unavoidable cause.

(c) The annual earnings if not otherwise determinable shall be regarded as 300 times the average daily earnings in such computation.

(d) If the injured person has not been engaged in the employment for a full year immediately preceding the accident, the compensation shall be computed according to the annual earnings which persons of the same class in the same or neighboring employments of the same kind have earned during such period. If this is impossible or unreasonable, 300 times the amount which the injured person earned on an average on those days when he was working shall be used as the basis.

(e) In the case of injured employes who earn either no wages or less than 300 times the usual daily wage or earnings of the adult day laborers in the same line of industry of that locality, the yearly wage shall be reckoned as 300 times the average daily local wage.

(f) In employments in which it is customary to operate for a part of the whole number of working days in each year, such number shall be used as a basis of computation, provided the minimum number shall not be less than 200.

(g) Earnings for the purpose of this section shall be based on the earnings for the number of hours commonly regarded as a day's work for that employment and shall exclude overtime earnings.

(h) In computing the compensation to be paid to any employe who, before the accident for which he claims compensation, was disabled and drawing compensation under this act, the compensation for each subsequent injury shall be apportioned according to the proportion of incapacity and disability caused by the respective injuries which he may have suffered.

Section 7 provides that the compensation under the act shall not be reduced in any way by contributions from employes. Section 8 provides that if it is proved that the injury to the employe resulted from his deliberate intention to cause such injury, no compensation shall be allowed.

Sec. 9. Any employe entitled to receive disability payments shall be required, if requested by the employer, to submit himself for examination at the expense of the employer to a duly qualified medical practitioner or surgeon selected by the employer as soon as practicable after the injury and also at stated intervals thereafter to determine the extent of the injury and the amount of compensation: Provided, that such examination shall be made in the presence of a doctor paid for by the employe if he so desires. In the event of a disagreement they may agree upon a third doctor, or, failing to agree, the judge of the County court shall select the third physician. The majority report of the three physicians shall be used in estimating the amount of compensation payable.

Sec. 10. Any question of law or fact arising in determining the compensation shall be settled either by agreement or by arbitration. In case an agreement cannot be reached the employer and employe shall each select a disinterested person and the judge of the County court shall select a third disinterested person, the three to constitute a board of arbitrators who shall hear and determine all disputed points of law or fact. The finding of the third arbitrator shall be binding upon both the employer and employe except for fraud or mistake. An appeal, however, may be taken to the Circuit court or the court that appointed the third arbitrator.

Sec. 11. Any person entitled to payment under the compensation provisions of this act shall have the same preferential claim therefor against the property of the employer as is now allowed by law for a claim by such person against such employer

for unpaid wages or for personal service; the payments shall not be subject to attachment, levy, execution, garnishment or satisfaction of debts, except to the same extent as wages or personal service earnings are now subject to similar legal processes, and shall not be assignable.

Sec. 12. Any contract or agreement made by any employer or his agent or attorney with any employee or any other beneficiary of any claim under the provisions of the act within seven days after the injury shall be deemed to be fraudulent.

Sec. 13. No employee or beneficiary shall have power to waive any of the provisions of this act in regard to the amount of compensation which may be payable to such employee or beneficiary hereunder.

Section 14 provides that no proceedings for compensation shall be maintained unless notice of the accident shall have been given the employer as soon as practicable and unless claim for compensation has been made within six months after the injury. Section 15 provides that the act shall not affect the continuance of any existing insurance, mutual aid, benefit or relief association or department, whether maintained in whole or in part by the employer or by the employees, the payment of such association being guaranteed by the employer or by some person or corporation for him: Provided the employer contributes to such association an amount sufficient to insure the employee or other beneficiary the full compensation provided, exclusive of the cost of the maintenance of such association without any expense to the employee. The act shall not prevent the organization and maintaining of any benefit or insurance company for the purpose of insuring against the compensation provided for in this act, the expense of which is maintained by the employer. The act shall not prevent the organization and maintaining of any voluntary mutual aid, benefit or relief association among employees for the payment of additional accident or sick benefits. Any contract of employment, relief benefit or insurance or other device whereby the employee is required to pay any premium or premiums for insurance against the compensation provided for in the act shall be null and void and any employer withholding from the wages of any employee any amount for the purpose of paying any such premium shall be guilty of misdemeanor punishable by a fine of from \$10 to \$25 for each offense.

Section 16 provides that any person who shall become entitled to compensation under the act shall, in case he is unable to recover such compensation on account of his employer's insolvency, be subrogated to all the rights of such employer against any insurance company which may have insured such employer against loss growing out of the compensation required by the provisions of the act. In section 17 it is provided that where the injury was caused under circumstances creating a legal liability in some person, other than the employer, to pay damages, the employee may take proceedings both against that person to recover damages and against the employer for compensation, but the compensation shall be reduced by the amount of damages recovered.

Section 18 provides that an agreement or award may, at any time after six months and before eighteen months, be reviewed upon the application of either party, on the ground that the incapacity of the employee has increased or diminished. Such application shall be made to a court of competent jurisdiction which may modify such agreement or award. Section 19 provides that it shall be the duty of every employer within the provisions of the act to report all accidents for which compensation is paid to the state bureau of labor statistics. Section 20 provides that employers who engage others to do for them or have done for them hazardous work shall be included in the term "employer" and with the immediate employer shall be jointly and severally liable to pay the compensation required by the act. Sections 21 and 22 exclude from the term "employee" as used in the act persons whose employment is of a casual nature and does not necessarily involve danger.

Section 23 provides that violations of the act shall be punishable by fines of not less than \$10 nor more than \$500. According to section 23½ the right

of action for damages caused by any such injury prior to the taking effect of the act is not affected by it. Section 24 declares that the invalidity of any portion of the act shall not affect the validity of any other portion which can be given effect without such part. The last section (25) provides that the act shall take effect on and after May 1, 1912. (Approved June 10, 1911.) [For other information on workmen's compensation laws, see index to this volume.]

OCCUPATIONAL DISEASES.

Every employer in the state engaged in carrying on any work or process which may produce any illness or disease peculiar to such work, or which subjects employees to danger of illness or disease to which they are not ordinarily exposed in other lines of employment, shall adopt and provide reasonable and approved devices, means or methods for the prevention of such occupational diseases.

Every employer in the state engaged in the carrying on of any process of manufacture or labor in which sugar of lead, white lead, lead chromate, litharge, red lead, arsenate of lead or paris green is used or handled, or the manufacture of brass or the smelting of lead or zinc, which processes and employments are declared to be especially dangerous to the health of the employees engaged in them or in any process of manufacture or labor in which poisonous chemicals, minerals or other substances are used or handled by the employees therein in harmful quantities or under harmful conditions, shall provide without cost to the employee proper working clothing to be kept and used exclusively for the employees while at work. All employees shall be required to wear such clothing. In all processes which are productive of noxious or poisonous dusts, adequate and approved respirators shall be furnished by the employer without cost to the employees, who shall use them while at work.

Every employer engaged in carrying on any of the dangerous employments referred to shall at least once a month cause his employees who come in direct contact with poisonous agencies and injurious processes to be examined by a licensed physician. Cases of illness or disease found by such physician are to be reported to the state board of health, which is to trace the causes of such reports to the department of factory inspection.

Every employer engaged in carrying on any process or manufacture referred to in the act shall set apart from the workshop in which the employees are engaged a dressing room and lavatory for the use of employees who are exposed to poisonous or injurious dusts, fumes and gases, and such lavatory shall be kept in a clean and wholesome manner and be provided with a sufficient number of basins or splotts, with adequate washing facilities, including hot and cold water, clean towels and soap and shower bath, and the dressing rooms shall be furnished with clothes presses or compartments so that the ordinary street clothes of the employees shall be kept separate from their working clothes.

No employee shall be allowed to take any food or drink into the working room nor shall they be permitted to remain there during meal time. The employer must make provision enabling employees to take their meals elsewhere in the place of employment and he must provide sanitary closed receptacles containing wholesome drinking water. Employers are required to provide adequate devices for carrying off all poisonous fumes from furnaces and dust from the rooms. The floors are to be smooth and hard and no sweeping shall be allowed during working hours unless the floors are dampened. They are to be washed at least once a day. The act requires employers to take certain precautions in the use of flues, hoppers, chutes or similar devices to prevent employees from coming into unnecessary contact with injurious gases, fumes and dust.

The act is to be enforced by the state department of factory inspection. Any person, firm or corporation violating any of the terms of the act, or who omits or fails to comply with any of its requirements or interferes with any investigation by the factory inspectors, or any employee who violates any of the provisions of the act shall be deemed guilty of a misdemeanor and on conviction

shall be punished for the first offense by a fine of not less than \$10 nor more than \$100; for the second or subsequent offenses he shall be fined not less than \$50 nor more than \$200. For any injury to health caused by a willful failure to comply with the law, a right of action shall accrue to the party whose health has been injured for any direct damages sustained. In case death is caused by such willful failure, a right of action shall accrue to the widow or heirs to recover damages not to exceed \$10,000. (Approved May 26, 1911.)

HOURS OF WORK OF WOMEN.

Sections 1 and 2 of the act of 1909 regulating the hours of labor of women are amended and section 5 is added. The title is also amended. Section 1 now provides that no female shall be employed in any mechanical or mercantile establishment or factory or laundry or hotel or restaurant or telegraph or telephone establishment or office thereof or in any place of amusement or by any person, firm or corporation engaged in any express or transportation or public utility business or by any common carrier or in any public institution, incorporated or unincorporated, in this state more than ten hours in any one day. The hours of work may be so arranged as to permit the employment of females so that they shall not work more than ten hours during the twenty-four hours of any day. Violations of the act are punishable by a fine of not less than \$25 nor more than \$100 for each offense.

Section 5 provides that every employer to whom this act shall apply shall keep a time book or record showing for each day that the establishment is open the hours during which each female in his employ, to whom the act applies, is employed. Failure to keep such a record or any false statement therein is punishable by a fine of \$25 for each offense. (Approved June 10, 1911.)

MINING COMMISSION.

There is to be established a commission to be known as the mining investigation commission of the state of Illinois, consisting of three coal mine owners and three coal miners appointed by the governor, together with three qualified men not interested in coal mining in any way, who shall be appointed by the governor. The commission shall have the power to investigate the methods and conditions of mining coal in the state of Illinois with special reference to the safety of human lives and property and the conservation of the coal deposits. The members who are coal mine owners or coal miners shall receive no compensation, but the other three members are to be paid at the rate of \$10 per day for each day actually employed by them as commissioners. The sum of \$10,000 is appropriated for the expenses of the commission. (Approved May 27, 1911.)

MINERS' AND MECHANICS' INSTITUTES.

In order to prevent accidents in mines and other industrial plants and to conserve the resources of the state, by the education and training of all classes of workers in mines and industrial plants, there shall be established a form of educational betterment work to be known as the Illinois Miners' and Mechanics' Institutes. In the development of this purpose any and all means may be employed, such as traveling libraries, lectures, correspondence, work, classes for systematic instruction or meetings for the reading and discussion of papers. The administration of the institutes is placed in the trustees of the University of Illinois. (Approved May 25, 1911.)

SAFETY IN COAL MINES.

The laws in relation to coal mines and subjects relating thereto and providing for the health and safety of persons employed therein are revised. The act provides for the appointment of a state mining board by the governor, the board to consist of five members, two of whom shall be coal miners, one a coal mine hoisting engineer and two coal operators. They are to serve for two years and shall be paid at the rate of \$5 a day for not exceeding 100 days in any one year, with allowances

for actual expenses. The salary of the chief clerk shall be \$2,000 a year. Numerous provisions are made for inspection and for the operation of coal mines. (Approved June 6, 1911.)

FIRE APPARATUS.

The act of March 8, 1910, in relation to the fire fighting equipment of coal mines is revised. It provides for the use of water supply pipes and hose connections, automatic sprinklers and fire extinguishers; regulates the construction of underground stables and requires the use of telephones and the drilling of employes to meet fire and other emergencies. (Approved June 7, 1911.)

OIL AND GAS WELLS.

No oil or gas well shall hereafter be drilled nearer than 250 feet to any mine opening used as a means of egress or ingress by mine employes. Information concerning and maps of gas and oil wells are to be filed with the state mining board. Provision is made for the proper casing of such wells and for their plugging in case of abandonment. (Approved June 7, 1911.)

BLACK BLASTING POWDER.

The act specifies the kind of black blasting powder to be used in coal mines and provides for the testing of such powder. (Approved June 7, 1911.)

FACTORY INSPECTORS.

Section 2 of the factory inspection act of 1907 is amended so as to authorize the governor to appoint a chief state factory inspector at a salary of \$3,000 a year, one assistant chief factory inspector at a salary of \$2,250, one physician at a salary of \$1,500, thirty deputy factory inspectors at a salary of \$1,200 each and an attorney for the department at a salary of \$1,500. (Approved June 5, 1911.)

CIVIL SERVICE.

STATE.

The act amends sections 3, 4, 6, 9, 10, 11, 12 and 14 and adds sections 2a and 3b to the act of 1905. Section 3a is as follows:

"The commission shall ascertain the duties of each office and place in the classified service and designate by rule the grade of each position. Each grade shall comprise offices and places having substantially similar duties. The commission shall by rule indicate the lines of promotion from each lower grade to a higher grade wherever the experience derived in the performance of the duties of such lower grade tends to qualify for performance of duty in such higher grade. The commission shall by rule prescribe standards of efficiency for each grade and for examinations of candidates for appointment thereto. For the purpose of establishing uniformity of pay and title for all offices and places of employment classified in the same grade, it shall be the duty of the commission to prescribe by rule the maximum and minimum pay for each grade and the title thereof and to report to the governor annually, and at such times as he may direct, the name and address of each officer and employe paid more or less than the pay prescribed for his grade or designated by a title other than that prescribed for his grade by the commission.

"The commission shall standardize employment in each grade and keep a record of the relative efficiency of each officer and employe in the classified service. It shall provide by rule methods for ascertaining and verifying the facts from which such record of relative efficiency shall be made, which shall be uniform for each grade of the classified service."

Section 3b follows: "All persons who, when this act takes effect, shall hold offices or places of employment, other than those exempted in section 11 of this act, shall be classified under the provisions of this act and shall become members of the classified state civil service without original examination."

Section 11 of the act specifies what state officers and employes are not included in the classified service as follows: All officers elected by the people; all officers, boards and commissioners appointed by the governor subject to confirmation by the senate;

all officers and employes of the general assembly or either house thereof; judges and officers appointed by judges of any court, clerks of court, notaries public; persons employed in the military service of the state; all presidents, deans, professors, instructors, scientific staff and other teachers in the University of Illinois and the normal schools; employes at the executive mansion; all regular and special assistants attorney-general, including the inheritance tax attorney and assistant inheritance tax attorney of Cook county and all special attorneys employed by the attorney-general, or by any board, superintendent or officer; building and loan and bank examiners, superintendents, wardens and chaplains of the state charitable, correctional and penal institutions; one private secretary and stenographer in each of the elective offices and in the office of the presidents of the University of Illinois and the normal schools, and all clerks and watchmen in the respective offices of governor, lieutenant-governor, secretary of state, state treasurer, auditor of public accounts and superintendent of public instruction.

The other amendments relate to rules, examinations, promotion, removals, reductions, suspensions and investigations and are of less importance. (Approved June 10, 1911.)

COUNTY (COOK).

It is enacted that in all counties of this state having 150,000 or more inhabitants, all the offices and places of employment in the service of such counties, and all offices and places of employment the salaries or wages for which are paid in whole or in part out of funds appropriated by the county board of such county, except those exempted in section 11 of the act, shall be classified and filled in the manner provided for. The president of the county board shall, with the consent of a majority of the members of the county board, appoint three persons who shall constitute the county civil service commission. No county civil service commissioner shall be removed except for palpable incompetence or malfeasance in office upon written charges and after an opportunity to be heard in his own defense. Charges shall be heard and determined by a trial board consisting of the county judge, the circuit judge or chief justice of the Circuit court if there be more than one judge and a third person to be selected by the two judges which third person shall be a circuit judge in the same or an adjoining circuit.

The commission shall within six months after the act goes into effect classify all offices and places of employment in the county and the offices and places so classified shall constitute the classified civil service of the county. As a part of such classified service all officers and employes of the commission, except special examiners, shall be included; Provided, that all attending physicians and surgeons, who serve without compensation, in any public institution in such county devoted to the care of the sick, poor and insane, and who are made a part of the classified civil service, shall be appointed for such term as the commission shall by rule prescribe, and that the physicians and surgeons usually designated as internes, who are also made a part of the classified civil service, shall be appointed for such term as the commission shall by rule prescribe; provided, further, that there may also be a consulting staff of physicians and surgeons appointed by the county board.

The standardization provision in the county civil service act is the same as in the state civil service act. (See section 3a in preceding summary of state civil service act.)

Section 11 specifies the offices and places of employment not included in the classified civil service of the county as follows: All elective offices; all officers whose appointment is provided for by the constitution; judges and officers appointed by judges of any court; the county attorney and assistant county attorneys; the superintendent of public service; judges and clerks of elections; jailer, one assistant sheriff, a chief deputy and a confidential clerk or private secretary and all attorneys employed by or for each elective official, all assistant state's attorneys in the state's attorney's office and the attorney for the civil service commission, the warden of the county hospital, the superintendent

of the county hospital, the superintendent of the poorhouse, the county agent, the county physician, the county architect and the committee clerk of the county board; Provided, however, that officers of any election commission in such county shall be included in the classified civil service.

The provisions of the act regarding rules, examinations, registers, promotions, appointments, transfers, removals, efficiency investigations and reports are practically the same as in other civil service laws. (Approved June 10, 1911.)

IN PARK SYSTEMS.

All offices and places of employment other than the office of park commissioner in any park district having 150,000 or more inhabitants shall be classified and filled in accordance with the provisions of this act. There is established in each park district a civil service board to consist of three persons, one of whom is to be a superintendent of employment and two of whom are to be park commissioners. The superintendent of employment is to be appointed for a term of six years and be paid a salary of not less than \$3,000 a year. The other two members are to receive not more than \$500 each a year. All persons who at the time when this act takes effect hold offices or places of employment in any park district to which the act applies and who are not exempted shall become members of the classified civil service of such park district without original examination. The exemptions are: All elective officers, the general superintendent, the attorneys and one confidential clerk or secretary. The provisions as to rules, examinations, appointments, removals, etc., are the same as in the other civil service acts. (Approved June 10, 1911.)

PENSION FUNDS.

MUNICIPAL EMPLOYEES.

Hereafter in cities, villages and incorporated towns having a population exceeding 100,000 there shall be created and maintained a pension fund for municipal employes who are in the civil service of such cities, villages or towns and for those who were appointed prior to the passage of the civil service act of 1895 and who are now in the service; Provided, however, that this act shall not apply to probationary or sixty day employes, nor to any employe who is 60 years or more of age and who has not been in the service for at least ten years, nor to those participating in other municipal pension funds. Laborers also are excluded except under certain conditions.

The pension fund shall consist of \$2 a month retained or deducted by the comptroller from the salaries or wages of each employe. A board composed of the comptroller and treasurer and three employes shall constitute a board of trustees to carry out the provisions of the act. The three members of the board who are employes shall be elected the first time for terms of one, two and three years and after that for terms of three years. The first election shall be arranged for by the comptroller and treasurer, but subsequent elections shall be held under rules established by the board of trustees. The board shall hold quarterly meetings on the first Tuesday of July, October, January and April of each year.

The board shall have power to authorize all payments from the pension fund, which shall include pensions to beneficiaries of the fund at the rate of \$50 per month, to determine all applications for pensions, to audit the accounts, to accept gifts or bequests and to invest the funds. It also has the power to authorize the payment to any employe who may be separated from the service by the abolition of his or her position before such employe shall have qualified for a pension, an amount equal to the amount deducted from the salary or wages of such employe. The treasurer of the city, village or town shall be the custodian of the fund. No employe shall become a beneficiary, nor shall pensions or benefits of any kind be allowed or paid until five years after the act is in force.

Any employe who shall have been in the service not less than twenty years and who shall have attained the age of 55 years shall have the right to retire from the service of the city, village or town at any time after this act is in force and become

a beneficiary at any time subsequent to five years from the date when this act is in force: Provided, such employe shall in the event that he or she shall retire from the service within the five year period pay into the fund the sum of \$2 per month until he or she shall become a beneficiary hereunder: Provided, further, that any such employe who shall retire from the service before deduction shall have been made from the salary or wages of such employe for a period of twenty years shall agree to pay into the fund within three years from the date when such employe shall become a beneficiary of the fund the sum which together with all moneys previously deducted is equal to the full amount which would have been deducted during a period of twenty years and interest thereon at 5 per cent per annum.

Any employe who has been in the service not less than twenty years and who shall retire from the service before attaining the age of 55 years shall have the right to continue paying into the fund monthly at the prescribed rate and may thereby remain in good standing and shall have the right to become a beneficiary upon attaining the age of 55 years; Provided, such employe shall, in the event that he or she retires from the service before deduction shall have been made for a period of twenty years, pay into the fund within thirty days from the date of retirement a sum which, together with all moneys previously deducted, is equal to the full amount which would have been deducted during a period of twenty years.

Any employe who has been in the service for five years or more from the date when this act is in force shall have the right to retire on account of serious disability and be entitled to receive the full benefits for a period of not more than two years, which period may be extended upon satisfactory proof of continued disability.

Pensions are not subject to attachment or garnishment or levy for debt, and are not transferable or assignable by way of mortgage or otherwise. (Approved May 31, 1911.)

HOUSE OF CORRECTION.

The board of inspectors of the various houses of correction in cities having a population exceeding 150,000 inhabitants is required to create a house of correction employes' pension fund to consist of 2 per cent of the wages of the employes, deducted in equal monthly instalments, and 2 per cent of the earnings of the house of correction. The city treasurer is to have charge of the fund, which is to be administered by a board of trustees of five members consisting of the chairman of the board of inspectors, the superintendent of the house of correction, two employes contributing to the fund and one other of the board of inspectors. Any contributor to the fund who shall have attained the age of 50 years and shall have been in the service twenty years, having contributed for the same period, shall have the right to retire and become a beneficiary under the act and to receive an annuity proportionate to the amount of his contributions. (Approved June 10, 1911.)

MUNICIPAL COURT.

Sections 8, 15 and 17 of the Municipal court act of 1905 are amended and sections 14a and 14b are added. In section C it is provided that the chief justice shall appoint in accordance with the city civil service act such number of assistants, not exceeding four, as he may deem necessary, whose salaries shall be fixed by the majority of judges. Sections 14a and 14b provide that all offices and places of employment, except the offices filled by election, in the Municipal court of Chicago, shall be deemed to be within the city civil service act. If the act is approved by the people the civil service commissioners of Chicago shall, within ninety days after the adoption of the act, classify all the offices and places of employment in the service of the Municipal court, other than those filled by election, and all persons then holding office or employment shall be deemed to be members of the classified service without examination. The chief justice, the clerk and the bailiff of the Municipal court shall be deemed to be heads of departments within the meaning of the civil service act.

Section 15 provides that the clerk of the Municipal court shall appoint his deputies in accordance with the city civil service act and such deputy clerks shall not be removed or discharged except in accordance with the city civil service act. Section 17 makes the same provisions with regard to the deputy bailiffs. The act is to be submitted to a vote of the legal electors of Chicago at the first regular municipal, judicial, general or special election held after July 1, 1911. If a majority of those voting on the question favor consenting to the act it shall at once become operative. (Approved June 9, 1911.)

PARK POLICE.

Whenever any board of park commissioners have established a police force there shall be set apart for a park police pension fund 1½ per cent per month, deducted from the salary of each member of the force: Provided, no such member shall pay more than \$3 a month from his salary; all moneys from fines imposed upon members of the police force; all rewards given the police except such as shall be excepted by the chief officer of the department, and all fines and penalties collected for violations of park ordinances in all cases in which arrests are made by officers of the department. A board of five trustees shall administer the fund. Three of the trustees to be appointed by the president of the board of commissioners, one shall be chosen from among the active police and one from the pensioners. The length of service required is twenty years and the retiring pension is to be one-half the amount of the salary received during the last year of service, but the maximum pension shall not exceed \$900 a year nor the minimum be less than \$600 a year. (Approved May 31, 1911.)

POLICE MATRONS.

The police pension fund act of 1887 is amended by the addition of a new section bringing police matrons within the provisions of the law. The period of service required is twenty years and the yearly pension is an amount equal to half the salary attached to the rank occupied during last year of service. (Approved June 10, 1911.)

TEACHERS.

The teachers' pension law is amended so as to include districts of 1,000 to 100,000 population. (Approved June 6, 1911.)

COURTS.

MUNICIPAL COURT OF CHICAGO.

Sections 2, 8, 14, 16, 17, 22, 28, 29, 30, 32, 48, 62 and 63 of the Municipal court act of 1905 are amended and section 50e is added. Among the amendments are the following: At least one associate judge must be in attendance at some convenient branch court in the first district from 7:30 p. m. to midnight on each day of the week except Sunday for the hearing and disposition of such criminal and quasi criminal business as may be brought before him. The chief justice may appoint a number of assistants, not exceeding four, who shall have power to administer oaths and shall perform such duties as may be assigned to them, but shall not exercise judicial functions.

The salary of the chief justice shall be \$10,000 per annum and the salary of the associate judges shall be \$9,000 per annum, but the salary of no judge shall be increased or diminished during the term for which he was elected. The salary of the clerk of the Municipal court shall be fixed by the city council until the first Monday of December, 1912, and thereafter it shall be \$9,000 per year. The salary of the bailiff of the Municipal court shall be \$9,960 after December, 1912. The salary of the chief deputy bailiff shall be \$4,000 per annum; of the assistant chief deputy bailiff, \$2,500 per annum. One additional deputy bailiff may be appointed at a salary of \$2,500 and two additional bailiffs may be appointed at a salary of \$2,000 each per annum. The salary of no other deputy bailiff shall exceed \$2,000 per annum. Other amendments relate to appeals and methods of practice. The act must be consented to by a vote of the legal voters of Chicago before going into effect. (Approved June 10, 1911.)

SUPERIOR COURT JUDGES.

Each of the sitting judges of the Superior court of Cook county shall hold his office until the expiration of the term for which he was elected and from and after the passage of this act the twelve judges of the Superior court of Cook county shall be elected as follows:

One judge on the first Monday in June, 1915, and every six years thereafter.

Six judges on the first Monday in June, 1916, and every six years thereafter.

Four judges on Tuesday next after the first Monday in November, 1911, and every six years thereafter.

One judge on the first Tuesday in April, 1913, and every six years thereafter.

Each of the judges so elected shall enter upon the duties of his office on the first Monday in December next after his election. (Approved June 5, 1911.)

INCREASE IN NUMBER.

As it appears by the federal census of 1910 that the number of inhabitants in Cook county is over 2,400,000, and as therefore the general assembly is authorized under the constitution of the state to provide for additional judges of the Circuit or Superior courts of Cook county, the number of Superior court judges is increased from twelve to eighteen. On the first Tuesday after the first Monday in November in 1911 and every six years thereafter six additional Superior court judges shall be elected to hold their offices for a term of six years. (Approved June 10, 1911.)

PROBATION SYSTEM.

Courts having criminal and quasi criminal jurisdiction are given power to release on probation first offenders, adult or juvenile, found guilty of violations of municipal ordinances where the offense is also a violation of a statute; misdemeanors, the obtaining of money or property under false pretenses where the value does not exceed \$200; larceny, embezzlement and malicious mischief where the property taken or injury done does not exceed \$200 in value; burglary in a place other than a business house or habitation where amount taken does not exceed \$200, and attempted burglary of like nature. Various conditions to be imposed upon persons released upon probation are specified and provision is made for the appointment by the Circuit courts of probation officers. (Approved June 10, 1911.)

APPELLATE COURTS.

The judges of the Supreme court are empowered to employ such a number of competent judges as they may deem necessary to assist the judges of any Appellate court for the speedy disposition of the business of such court. Such employment may be terminated by the Supreme court. (Approved May 29, 1911.)

BRANCH APPELLATE COURTS.

Whenever the number of cases reported as pending before any Appellate court and each branch thereof shall exceed 250 it shall be the duty of the Supreme court to assign three other judges of the Circuit court or of the Superior court of Cook county to duty in such Appellate court. (Approved June 6, 1911.)

FEES OF JURORS.

Fees of grand and petit jurors in courts of record are fixed at \$3 per day and 5 cents a mile for necessary traveling expenses. Fees of jurors in trials of insane are fixed at \$2 per day. (Approved June 5, 1911.)

PARKS.

STARVED ROCK STATE PARK.

It shall be the duty of the governor to appoint a commission to be known as the Illinois park commission, to consist of three members, only two of whom are to be of the same political party. One is to serve one year, one two years and the third three years; after that the term is to be three years for all. They are to serve without compensation. The park commission shall have power to take care of and manage all state parks acquired under this act or acquired hereafter, to make rules for the same and to have charge of

all the necessary employes. Section 4 of the act provides that a tract of land in LaSalle county consisting of 1,155.56 acres shall be secured by the commission and be set apart for a state park, which shall be known as "The Starved Rock State Park." The land so acquired shall make one contiguous and compact tract and shall include within its area Starved Rock proper. The sum of \$150,900 is appropriated for the acquisition of the property by negotiation or by condemnation proceedings. No liquor is to be sold in any state park. (Approved June 10, 1911.)

PARK DISTRICTS.

The park district act of 1893 is amended so as to make the park engineer, the chairman of the finance committee and the president of the board a board of local improvements; the secretary of the board of trustees shall be secretary ex-officio of the board of local improvements and collector of special taxes or special assessments. The mode of making such special assessments shall be the same as provided by law for making special assessments for improvements in cities of more than 50,000 inhabitants. Power is conferred upon the park trustees to appropriate money for musical concerts. The regular election of president and trustees of any park district shall take place on the third Tuesday of July every two years. (Approved June 7, 1911.)

PARK ADDITIONS.

Whenever in any park district located in cities having a population in excess of 100,000 the number of inhabitants shall exceed the ratio of 500 inhabitants to each acre of parks, the commissioners are authorized to buy or obtain by gift or condemnation or otherwise land for the purpose of creating additional parks and pleasure grounds. Power to issue bonds for the acquisition of such land is given and to levy additional taxes for the payment of the interest and principal of such bonds. (Approved May 25, 1911.)

PARKS IN CONTIGUOUS TERRITORY.

Every board of public park commissioners shall have the power to locate and maintain parks and boulevards in any territory directly contiguous to the park district over which it now has jurisdiction with the consent of the voters and authorities of such contiguous territory. (Approved May 25, 1911.)

LINCOLN PARK BOND ISSUE.

The commissioners of Lincoln park, Chicago, are authorized to issue from time to time bonds not exceeding the total amount of \$875,000 for the purpose of enlarging and improving Lincoln park and for completing work already begun. The question of issuing bonds must, however, be submitted to the voters of the district for their consent. (Approved March 21, 1911.) [At the election held April 5, 1911, the voters of the Lincoln park district approved an ordinance for the issuing of \$875,000 in bonds.]

FIELD MUSEUM SITE.

The act concerning museums in public parks is amended so as to permit the directors or trustees of any museum devoted to the collection and display of objects pertaining to natural history or the arts and sciences to erect and maintain its museum within any public park. (Approved May 25, 1911.) [The act applies to the Field museum site in Jackson park, Chicago.]

LAND FOR EVANSTON PARK.

All the state land in the city of Evanston south of University place, extended east, and north of Greenleaf street, extended east, adjacent to and fronting on Lake Michigan, and all the right, title and interest of the state in and to the submerged land beyond the tract described to the line of commercial navigability, are granted and conveyed to the city of Evanston for park and boulevard purposes. (Approved May 22, 1911.)

WILMETTE PARK LAND.

All the land made by the sanitary district of Chicago at Wilmette by filling in the bed of Lake Michigan, having for its outer boundary the breakwater, is granted to the Wilmette park district for park purposes. (Approved May 25, 1911.)

RAILROAD AND WAREHOUSE COMMISSION.

The act of 1871 establishing a board of railroad and warehouse commissioners is revised by amendments to many sections and by the addition of several new sections. The chairman of the commission is to receive \$6,000 a year, the other commissioners \$4,000 each, and the secretary \$3,500. Every railroad company or other common carrier is to report to the commissioners, specifying:

1. Names and residences of stockholders and amount of stock owned by each.
2. Assets and liabilities.
3. Names and residence of officers.
4. Funded debt.
5. Floating debt.
6. Estimated value of roadbed.
7. Value of rolling stock.
8. Value of stations, buildings and fixtures.
9. Value of other property.
10. Length of single main track.
11. Length of main double track.
12. Length of branches and whether single or double track.
13. Aggregate length of other tracks.
14. Miles run by passenger trains in year.
15. Number of miles run by freight trains.
16. Tons of through freight carried.
17. Tons of local freight carried.
18. Expenses of running passenger trains.
19. Expenses of running freight and mixed trains.
20. All other expenses of road; salaries of officers to be reported separately.
21. Expenditures for repairs of road and maintenance of way.
22. Expenditures for improvement.
23. Expenditures for motive power and cars.
24. Expenditures for stations, buildings and fixtures.
25. All other expenses for maintenance of way.
26. All other expenditures.
27. Rate of passenger fares, through and way, separately.
28. Tariff of freights, showing changes, with copies of such tariffs.
29. Copies of each published rate of fare for passengers and tariff of freight, issued for the government of its agents.
30. Whether such rates and tariffs are the same as those actually received; if not, what were received.
31. What express companies run on its roads, on what terms and conditions and kind of business done by them.
32. What freight and transportation companies run on its road and on what terms.
33. Whether such freight and transportation companies use cars of the road or cars furnished by themselves.
34. Whether the freight cars of such companies are given any preference in speed or order.
35. What running arrangements it has with other railroads and the contracts for the same.

Various sections of the act are amended so as to apply to "other common carriers" not included in the original act. The new sections give the commission jurisdiction over all common carriers within the state, including in that term all railroad corporations, express companies, steamboat lines, private car line companies, sleeping car companies, fast freight line companies and all corporations, persons, trustees, lessees and receivers operating the same. The commission is given power to establish joint classifications, through rates and joint rates as the maximum to be charged by common carriers for the transportation of persons and property between points wholly within the state. It is also empowered to fix rates, rules and regulations regarding demurrage, storage and all other charges incident to transportation, to compel physical connections between railroad companies; to establish switching rates, rules and regulations; to inquire into the business management of all common carriers, their rates and the relation of such carriers to the public and to each other; to receive and adjust complaints of shippers for loss or damage to property in the hands of common carriers and in general to hear and determine all questions arising under the act. The commissioners are directed to make for each of the common carriers in the state a schedule of

reasonable maximum rates or charges, classification, rules and regulations for the transportation of persons or property on or by each of such common carriers between points wholly within the state. Such schedule is to be taken in all courts as prima facie evidence that the rates therein fixed are reasonable maximum rates. The commissioners may from time to time revise these schedules. The act, in effect, gives the railroad and warehouse commission the same powers with respect to common carriers within the state of Illinois as the interstate commerce act gives the interstate commerce commission with respect to common carriers engaged in interstate business. (Approved June 10, 1911.)

EXPRESS BUSINESS REGULATED.

It is enacted that all express companies engaged in carrying merchandise, property, parcels, packages, money and other commodities between points within the state of Illinois shall be placed under the jurisdiction of the railroad and warehouse commission of the state. Such commission is given power to establish reasonable and just rates or schedules of maximum express charges and, in general, to exercise the same powers with respect to express companies as it is authorized to exercise with respect to railroads and other common carriers in the state as set forth in the preceding summary. (Approved June 9, 1911.)

RIVERS AND LAKES COMMISSION.

The governor is to appoint a rivers and lakes commission for Illinois to consist of three members, not more than two of whom shall be of the same political party. One shall be a civil engineer, one a lawyer and one a man intimately acquainted with the lakes and rivers of the state, but who is neither a lawyer nor a civil engineer. One is to be appointed for one year, one for two years and one for three years, but thereafter the terms are all to be three years. The salary of the chairman is to be \$5,000 a year and of the other two members \$3,500 each a year. The members are to devote their entire time to the duties of the commission.

The commission shall have jurisdiction and supervision over all of the rivers and lakes of Illinois in which the state has any right or interest. It shall be the duty of the commission to obtain all possible information, including surveys, maps, river gauges and other data, with reference to the waters of the state, and to see that such waters shall not be encroached upon in any way by private interests. Where such encroachments are found, legal action is to be taken to protect the interests of the state. Complaints are to be investigated as to attempts to interfere with the free and unobstructed navigation of any of the public bodies of water and as to attempts to assert any unlawful rights or exclusive privileges or franchises with reference to docks, landings, wharves or the free access to and egress from any navigable body of water in the state. If such complaints are found to be justified the commission is to take such action as may be necessary to correct the wrongful act or evil.

It shall be the duty of the commission to collect all obtainable data with reference to deep waterways within the state, to disseminate such information and to take such action as will permit and encourage every available use of the public bodies of water in the state for navigation and carrying trade. It shall be the duty of the commission to make a careful investigation of rivers and lakes in the state and ascertain to what extent, if at all, the same have been encroached upon by private interests or individuals, and wherever they believe that the same have been encroached upon to begin appropriate action either to recover full compensation for such wrongful encroachment or to recover the use of the same or of any lands unlawfully made in connection with public river or lake for the use of the people of Illinois.

It shall be the duty of the commission to devise methods for the preservation and beautifying of the public waters of the state and to furnish at actual cost to any person or persons who may wish to reclaim, drain or cultivate any wash or overflowed lands in connection with the public waters of the state all needful data available. It shall also be the duty of the commission to devise plans for the

reservation by the state of desirable tracts of land in connection with the public waters of the state to the end that public reservations or preserves may be made for the use of all the people, to obtain data as to the availability of the various streams for water power, to make particular research into the natural resources of the state in connection with the public waters, to co-operate with the fish commission in devising ways and means of propagating fish in such waters, to make a careful investigation of the streams of the state with reference to their carrying capacity in times of flood and to see to it that such carrying capacity is not limited and impaired by encroachments.

It shall be the duty of the commission to carefully examine the shore lines of Lake Michigan and the Chicago river not less than four times each year, for the purpose of seeing that encroachments are not made upon these bodies of water and that land is not made encroaching upon the lake or river. (Approved June 10, 1911.)

MOTOR VEHICLES AND ROADS.

Motor vehicles, including automobiles and motorcycles, must be registered in the office of the secretary of state. The registration fee for motorcycles is \$2 a year and for automobiles of twenty-five horse power or less, \$4; of more than twenty-five up to thirty-five horse power, \$6; of more than thirty-five up to fifty horse power, \$8, and of more than fifty horse power, \$10; and for electric automobiles, \$10. The number plates to be issued by the secretary of state shall be of a distinctly different shape and color each year.

No person shall drive an automobile or motorcycle upon any public highway at a speed greater than is reasonable and proper, having regard to the traffic, or so as to endanger the life or limb or injure the property of any person. Speed in the business portions of cities, towns or villages shall not exceed ten miles an hour, in the residence portions of such places it shall not exceed fifteen miles an hour, in other places within the limits of such places it shall not exceed twenty miles an hour and on the country roads it shall not exceed twenty-five miles an hour. The speed in turning corners is limited to six miles an hour.

No owner of an automobile or motorcycle, except motor trucks and motor driven commercial vehicles, who has paid the state registration fee shall be required to pay any tax or license imposed by local ordinances in excess of \$10 for motor vehicles of less than thirty-five horse power or more than \$20 for vehicles of more than thirty-five horse power used for the transportation of persons after May 1, 1912, nor shall he be subject to any other speed ordinances except those fixed by this act or by park or cemetery ordinances. Violations of the act are punishable by fines of from \$10 to \$100 and revocation of license. All fines shall be used in repairing and improving the roads within the city, town, village or road district where the violations occur and the fines are imposed. All the registration and other fees received by the secretary of state under the provisions of the act, less expenses, shall be deposited in the state treasury and set apart as a road fund, which shall be used solely for the permanent improvement of the public highways of the state outside the cities, towns and villages. (Approved June 10, 1911.)

WIDTH OF TIRES.

It shall be unlawful for any person to haul over any turnpike, gravel or macadam road at any time when it is raining or rough or by reason of wet weather is in a condition to be cut up and injured by heavy hauling, a load on any vehicle with tires less than three inches in width, when the combined weight of load, vehicle and driver is more than 2,500 pounds; when such weight is more than 3,000 pounds the tires must not be less than four inches in width; when it is 3,500 pounds the tires must not be less than five inches in width and when it is more than 3,500 pounds the tires must be five inches or more in width. (Approved June 5, 1911.)

MUNICIPAL HARBORS.

Every city in this state shall have the power to acquire, own, construct, maintain and operate any

where within the limits of the city or in, over or upon any public waters bordering thereon, harbors, canals, wharves, docks, piers, slips, levees and all appropriate harbor facilities and in connection therewith to own, build and maintain such elevators, vaults and warehouses as may be a necessary adjunct to transportation, railroad tracks and terminals, and all other necessary terminal facilities; to lease particular portions of any of these utilities to persons, firms or private corporations for the purpose of using the same for a period not longer than twenty years, and to fix and regulate the rates and charges for the use of such utilities whether owned and operated by the city or by persons, firms or private corporations: Provided, that except as to railroad facilities at least one-third capacity of each utility shall not be leased for a period to exceed one year and that at least one-half of the one-third shall at all times be reserved by the city for public use, and that not to exceed 50 per cent in capacity of the remaining two-thirds capacity of each such utility shall be leased to any one person, firm or private corporation: Provided, that no leases shall contain conditions admitting of any unjust or undue preference between lessees.

Every city in the state shall also have the right to use, occupy or reclaim submerged lands under the public waters of the state for harbor purposes. Any city may grant its consent to the construction of harbor facilities by any municipal or public corporation other than a city, authorized by law to construct and operate such utilities, and such city shall have the right to purchase the same.

No ordinance providing for the leasing by any city of a particular portion of any harbor or harbor facility for any period in excess of five years, or prescribing the location where the harbor or harbor utilities shall be constructed, shall go into effect until ninety days after the passage thereof and if within such ninety days a petition shall be filed in the office of the city clerk signed by at least 5 per cent of the registered voters of the city, as shown by the last preceding election for mayor, requesting that such ordinance be submitted to popular vote, it shall be the duty of the election officials to submit to the voters a question of whether or not such ordinance shall be approved and such ordinance shall not go into effect until it shall have been approved by a majority of the electors voting thereon. (Approved June 10, 1911.)

MANUAL LABOR AND PUBLIC WORK.

It is enacted in an amendment to the act of 1872 providing for the incorporation of cities and villages that any work or public improvement, except such as is paid for by special assessment, when the expense exceeds \$500, shall be constructed either by contract let to the lowest bidder, or by the commissioner of public works, who shall employ for the performance of manual labor exclusively laborers and artisans whom the city or village shall pay by the day or hour. (Approved May 26, 1911.)

FOOD AND SANITARY INSPECTION.

It is enacted that every building, room, basement or inclosure used as bakery, confectionery, cannery, packing house, slaughter house, creamery, cheese factory, restaurant, hotel, grocery, meat market or as a factory, shop, warehouse or establishment for the preparation, manufacture, packing, storage, sale or distribution of any food, which is intended for sale, shall be properly and adequately lighted, drained, plumbed and ventilated and shall be conducted with strict regard to the health of the persons employed therein and the purity and wholesomeness of the food therein prepared, packed, stored or sold. Floors, sidewalks, ceilings, furniture, receptacles, implements and machinery in such places shall not be permitted to remain in an unclean or insanitary condition. Such condition shall be deemed to exist if food is not securely protected from flies, dust and dirt. Sidewalks and ceilings must be so constructed as to be easily kept clean and floors must be made of material that can be flushed and washed. Buildings and other places containing food shall be provided with proper doors and screens and with adequate lavatories separate from the rooms where food is kept. Buildings and

rooms not kept according to the foregoing requirements shall be declared nuisances. Cuspidors are to be provided for employes and no employe shall be permitted to expectorate on floors, sidewalks or utensils. No person shall be allowed to sleep in any room where food is prepared. The state food commissioner is empowered to enforce the provisions of the act. Violations of the act are misdemeanors punishable by fines of from \$10 to \$200 or by imprisonment for ninety days or both. (Approved June 5, 1911.)

COMMON DRINKING CUP PROHIBITED.

It shall be unlawful for any person, firm or corporation, directly or indirectly, connected in any public or private school or in any state institution, halls used for public meetings or entertainments, hotels, lodging houses, theaters, factories or public or municipal buildings in the state of Illinois to use or permit for use a common drinking cup, glass or other utensil used for public drinking purposes.

It shall be unlawful for any person or corporation in charge of any railroad trains or any station to permit the use of any common drinking cup in or about any train operated by it or in any building used by it.

Any person, firm or corporation who shall violate any of the provisions of the act shall, upon conviction, be fined for each offense not less than \$5 nor more than \$50. (Approved June 5, 1911.)

TUBERCULIN TEST.

It shall be unlawful for any city, village, incorporated town, county or other incorporated authority by ordinance or otherwise to require the tuberculin test to be applied to dairy animals as a means of regulating and purifying milk, skimmed milk, cream and other dairy products. Every such ordinance or regulation passed by any corporate authority other than the state of Illinois is declared void. (Filed June 12, 1911; became a law without the governor's signature.)

ARMORIES.

The act creates a commission to consist of the adjutant-general, division commander and the regimental commanders of the organizations concerned to select suitable sites and to erect armories for the use of the following organizations:

1. Second Infantry, Chicago; cost, \$200,000.
2. Company E, 5th Infantry; company I, 8th Infantry, and the Illinois naval reserve, Quincy; \$45,000.
3. Headquarters, company D and company I, 3d Infantry, Aurora; \$35,000.
4. Company G, 3d Infantry, Woodstock; \$15,000.
5. Eighth Infantry, Chicago; \$100,000.

The sum of \$395,000 is appropriated to carry the act into effect. (Approved June 9, 1911.)

SECOND REGIMENT ARMORY.

The governor and the adjutant-general are constituted a commission for the purpose of selling and conveying all the right, title and interest of the state in and to the building and land now owned by the state and occupied by the 2d regiment, I. N. G., Chicago, for an armory. The money received is to be covered into the state treasury. (Approved June 9, 1911.)

THE ADJUTANT-GENERAL.

The adjutant-general and his assistants shall be men of military training and experience and each shall have had service as an officer of not less than five years, at least three of which shall have been in the line. (Approved June 2, 1911.)

SURGICAL INSTITUTE FOR CHILDREN.

There is authorized to be established an institution for the surgical treatment of children under the age of 14 years suffering from physical deformities or injuries of a nature which may yield to surgical treatment, and which unless so treated will probably make such children, in whole or in part, in after life, public charges. Such institute shall be known as the Illinois surgical institute for children. The children to be received are such as have parents and guardians who are financially unable to provide surgical treatment. It is to be under control of the state board of administration.

(Approved June 6, 1911.) There is appropriated for the construction of a suitable building \$60,000 and for the furnishing of the same \$15,000. (Approved June 6, 1911.)

STATE HOSPITAL AT DUNNING.

The sum of \$111,000 is appropriated for new buildings and for the wrecking of the old almshouse and tubercular building at Dunning, Cook county. (Approved June 7, 1911.) [The insane asylum at Dunning is thus to be transferred from the jurisdiction of the Cook county commissioners to the state board of administration.]

OTHER NEW STATE INSANE HOSPITALS.

There is created and established a state hospital for the insane to be located upon grounds to be selected by the board of administration and to cost, including site of 1,900 acres, not to exceed \$1,500,000. The hospital is to accommodate not more than 1,500 inmates. (Approved June 7, 1911.)

There is appropriated to the state board of administration for the purchase of a site and the drawing of plans and the preliminary construction of a state hospital for the insane the sum of \$500,000. (Approved May 31, 1911.)

EDUCATION OF DEAF AND DUMB AND BLIND.

Boards of education and school directors are empowered to establish classes and schools for the deaf and dumb and blind between the ages of 3 and 21 and to employ duly qualified superintendents and teachers for such classes and schools. The aggregate excess cost of the maintenance of such classes and schools shall be made a charge against the state and be paid to the board of education. Such excess cost shall not exceed \$110 for each deaf and dumb pupil or \$160 for each blind pupil. (Approved June 2, 1911.)

EDUCATION OF DELINQUENT CHILDREN.

Boards of education and school directors are empowered to establish classes and schools for delinquent children committed by courts of competent jurisdiction. The excess cost, not exceeding \$190 for each pupil, shall be paid by the state. (Approved June 2, 1911.)

COMMISSION FORM OF GOVERNMENT.

Sections 9, 10, 11, 12, 24, 26, 27, 28, 34 and 42 of article XIII, amendatory of the act of 1872 providing for the incorporation of cities and villages, are amended in various particulars. The changes are of a relatively unimportant character with the exception of that in section 42 providing for the recall. The original section made every incumbent of an elective office, whether elected by popular vote or appointed to fill a vacancy, subject to recall and removal. The amended section provides that "every incumbent of an elective office, except a judicial officer and officers of a court, whether elected by a popular vote or appointed to fill a vacancy, is subject to recall and removal." Another important change is that reducing the number of signatures to a recall petition from 75 per cent to 55 per cent. (Approved May 12, 1911.)

BALLOT ARRANGEMENT.

The election law of 1891 is amended so as to require the secretary of state to certify to the county clerk of each county, where more than one candidate has been nominated for any public office, the names of such candidates according to the number of votes received by each at the primary election, the one receiving the largest number of votes to be certified first under the name of the office and so on. The names of candidates of any group of petitioners shall be certified in the order in which such names appear in the petitions. The names of the candidates must be printed on the official ballot in the order in which they are certified by the secretary of state. (Approved June 5, 1911.)

BUILDING LAWS COMMISSION.

The governor is empowered and directed to appoint a commission to be known as "the commission to revise and codify the building laws of the state of Illinois" to be composed of seven members selected as follows: Two architects, one of

whom shall be a member of the state board of examiners of architects; two structural engineers, one fire protection expert, one building contractor and one member whose appointment need not be limited as above. The duties of the commission shall be to investigate the building laws of other states and to consider the building laws of this state for the purpose of revising and codifying the building laws of Illinois. The sum of \$5,000 is appropriated for the expenses of the commission. (Approved May 25, 1911.)

SUPERVISING ENGINEER.

There is created the office of supervising engineer, whose duties shall be to consult with and advise the general assembly and the board of administration in all matters relating to the construction, repair, equipment and management of state institutions and to prepare necessary plans and estimates. He shall be appointed by the board of administration and shall be paid \$4,000 a year. He is not under the civil service. (Approved June 10, 1911.)

EDUCATIONAL BUILDING COMMISSION.

It is enacted that a commission consisting of the governor, secretary of state, superintendent of public instruction, president of the board of trustees of the state historical library, president of the state historical society, auditor of public accounts and the department commander of the state G. A. R. be constituted with power to procure plans and specifications for a suitable building to be erected by the state where all the property pertaining to the history, science, literature, education and patriotism of Illinois now housed in different departments of the state buildings may be placed. To enable the commission to carry out the provisions of the act the sum of \$5,000 is appropriated. (Approved May 26, 1911.)

LEVY FOR STATE UNIVERSITY.

There shall be levied and collected for the year 1912 and annually thereafter a mill tax for each dollar of the assessed valuation of the taxable property of the state to be paid into the state treasury and set apart as a fund for the use and maintenance of the University of Illinois. (Approved June 10, 1911.)

INSPECTION OF APIARIES.

The governor shall appoint a state inspector of apiaries, who shall hold office for two years and receive compensation at the rate of \$4 per day for each day actually spent in the performance of his duties. It shall be the duty of every person maintaining any colony or colonies of bees to keep the same free from the disease known as foul brood and from other contagious diseases among bees. If the inspector of apiaries shall have reason to believe that any apiary is infected with foul brood or other disease he shall have power to enter upon the premises during reasonable business hours to inspect the apiary. All apiaries where foul brood exists are declared nuisances and the state inspector of apiaries has power to abate them after giving notice, charging the cost to the owners in case they refuse to abate the nuisances themselves. (Approved June 7, 1911.)

EDWARDSVILLE MEMORIAL.

There is appropriated the sum of \$5,000 to be expended in the construction and dedication of a suitable monument to commemorate the 100th anniversary of the inauguration of a representative form of government by the election of a legislature by the people of Illinois, the election of the first delegate to congress by popular vote, the establishment of the county of Madison and the seat of justice therein and the erection of Fort Russell as a base of military operation in the war of 1812; the monument to be erected on the site of the first seat of justice of Madison county, in the city of Edwardsville, Ill., or at some other suitable place in that city. (Approved May 25, 1911.)

LAWLER MONUMENT.

The governor is authorized to appoint three commissioners, who are to serve without compensation,

to secure a suitable site in the city of Equality, Gallatin county, on which to erect a suitable memorial in the form of a statue to Gen. Michael Kelly Lawler, a hero of the Mexican and civil wars. The sum of \$5,000 is appropriated for the purpose. (Approved May 26, 1911.)

KENESAW MOUNTAIN MONUMENT.

There is appropriated the sum of \$20,000 to be used for the erection of a monument on the battle field of Kenesaw mountain, Georgia, to the memory of the Illinois soldiers who died there June 27, 1864. (Approved June 9, 1911.)

BATHING BEACHES, FIREWORKS, GARAGES, ETC.

The act of 1872 providing for the incorporation of cities and villages is amended so as to give the city council in cities and the board of trustees in villages power to regulate and prevent the use of fire crackers, torpedoes, skyrockets and other pyrotechnic displays; to regulate sanatoria and undertaking establishments and to direct their location; to direct the location and regulate the use and construction of garages, laundries and bathing beaches; to acquire private lands bordering upon public waters useful for bathing beaches and recreation piers. (Approved June 5, 1911.)

USE OF MUNICIPAL FUNDS.

Every city, incorporated town or village, holding in its treasury any fund set aside for use for some particular purpose, that is not immediately necessary for such purpose, may by ordinance use the money in such fund for the purchase of tax anticipation warrants issued against taxes levied by the city, town or village; such warrants to bear interest not to exceed 4 per cent. (Approved June 5, 1911.)

ANNEXATION LAW.

The annexation act of April 25, 1889, is amended so as to prohibit another election on an annexation question within two years after the same has been voted on. Some minor changes are also made. (Approved June 5, 1911.)

OIL INSPECTORS.

The act of 1874 relating to oil inspection is amended so as to require oil inspectors to turn in all fees to the city, county, village or town treasury. Oil inspectors shall be appointed for terms of one year at a salary not to exceed \$5,000. (Approved May 29, 1911.)

DRINKING ON RAILROAD CARS.

Any person who shall drink any intoxicating liquor or who shall be intoxicated in any railroad smoking car, parlor car, day coach, interurban car or caboose car shall upon conviction be fined not less than \$25 nor more than \$100 or imprisoned in jail for not less than thirty nor more than 100 days or both. Every railroad conductor while on duty is empowered to enforce the act and to arrest any person violating it. Failure on the part of any conductor to comply with this provision shall subject him to a fine of not less than \$10 nor more than \$25. (Approved May 25, 1911.)

LIQUOR AND SOLDIERS' HOMES.

It shall be unlawful to sell, distribute or give away any malt, spirituous, vinous or intoxicating liquors within two-thirds of mile of the land owned by the state as a soldiers' and sailors' home. (Approved June 10, 1911.)

PANAMA-PACIFIC EXPOSITION.

The governor of the state is appointed a commissioner for the purpose of making an exhibit of the products and resources of the state at an international exhibition to be held in San Francisco in 1915, known as the Panama-Pacific International exposition. He is to have full charge of the exhibit with power to appoint deputy commissioners. The sum of \$2,500 is appropriated for the expenses of the commissioner or a deputy commissioner to visit the site of the exposition and select a location for the Illinois building. (Approved May 31, 1911.)

OTHER LEGISLATION.

Among other laws enacted were these:

Making an appropriation enabling the state entomologist to instruct farmers as to the best methods of combating the chinch bug.

Appropriating \$215,000 for new state fair buildings.

Appropriating \$5,015 for the expenses of bringing a torpedo boat from Charleston, S. C., to Chicago.

Permitting widows of soldiers or sailors in the soldiers' and sailors' home to remain there during life if they so desire.

Amending incorporation act of 1872 so as to permit the discontinuance of minority representation in the city council.

Authorizing cities and villages to levy for street and bridge purposes a tax in addition to the tax of 1-2-10 per cent on the aggregate valuation as now prescribed by law.

Providing for water districts in counties bordering on Lake Michigan.

Providing for uniform bills of lading.

Making an attempt to injure railroad property a crime punishable by imprisonment in the penitentiary for from one to ten years.

Regulating sales by itinerant vendors and punishing frauds in sales by them.

Creating sanitary district (in Lake county).

Prohibiting the use of emery belts or wheels in basements.

Amending game and fish laws.

Fixing fees of circuit and county clerks in counties of the first and second class.

Authorizing governor to offer rewards for arrest of kidnapers.

Providing for the payment into the state treasury of fees, fines and other moneys by state officials and departments.

JOINT RESOLUTIONS.

That a joint committee of ten be appointed to make a general revision of the laws relating to county and township organization.

That a committee of six members be appointed for the purpose of revising and codifying the drainage laws of the state.

That a joint committee of ten be appointed to make an investigation of the questions of classification of physical conditions of property as a basis of fire insurance rates and of old age insurance and to consider and arrange a codification of insurance laws.

LINCOLN WAY.

It is the sense of the people of Illinois that a fitting and permanent memorial to Abraham Lincoln would be the consecration and dedication of the route which he traveled from the place of his birth in Kentucky, through Indiana and thence to his tomb in Illinois, to be known as the "Lincoln Way." The board of trustees of the Illinois State Historical society are requested to make investigations to determine the exact route traveled by Abraham Lincoln on his removal from Kentucky to Illinois and to report to the assembly, making such recommendations as they may deem advisable. (Adopted by house May 2, 1911; by senate May 9.)

PUBLIC UTILITIES.

There has been and now is a wide agitation for the passage of an act to create in this state a commission to have power to regulate the public utilities doing business within the state or to grant authority to municipalities to regulate such public utilities. It is therefore resolved that a committee of five representatives and five senators be appointed to make an investigation of the relations of the public utilities of this state to the people thereof. (Adopted by house April 28, 1911; amended by senate May 18, and concurred in by house May 18.)

EXTRA SESSION OF THE ILLINOIS ASSEMBLY.

Because of the failure of the 47th general assembly, at its regular session, to enact legislation concerning a deep waterway from Lockport to Utica and the development of water power incident thereto, Gov. Deneen, on June 6, 1911, called an extra session to enact the legislation in question. The legislature met June 14 and on the same day the waterway bill was reported favorably by the senate waterway committee. The measure passed its second reading June 16 by a vote of 30 to 7 and then, after it had been amended so as to limit waterway development to the issuance of \$500,000 in bonds to conserve the water power rights along the proposed channel, it passed its third reading by a vote of 33 yeas to 7 nays. The bill went to the house, but before any action was taken the assembly adjourned to Oct. 24.

At the regular session the waterway bill was passed by the senate by a vote of 36 to 17, but in the house Speaker Charles Adkins prevented any action from being taken. When the session was resumed Oct. 24 the bill was reported to the house and passed its second reading. It was made a special order for the following day, when it was defeated by a vote of fifty-nine to sixty-five. It needed seventy-seven votes for its passage. The vote was as follows.

YEAS—REPUBLICANS.

- | | | |
|-----------------|---------------|-------------|
| Abbey. | Hamilton. | Mcerson. |
| Alexander. | Huiebc. | Pendergast. |
| ApMadoc. | Hull. | Reld. |
| Anderson, W. E. | Judah. | Ryberg. |
| Atwood. | Kerriek. | Scanlan. |
| Blaha. | Kinsella. | Shaver. |
| Burns. | Lewis. | Simpson. |
| Campbell. | Marcy. | Stevenson. |
| Callin. | Hartin. | Swanson. |
| Cooley. | Miller, A. A. | Tice. |
| Covey. | Miller, G. A. | Vicker. |
| Dudgeon. | Perkins. | Watson. |
| Green. | Pervier. | Welborn. |
| Hagan. | | |
- Total republicans, 40.

YEAS—DEMOCRATS.

- | | | |
|-----------|----------|------------|
| Browne. | Gilbert. | Hruby. |
| Gaillgan. | Gorman. | McConnell. |

- | | | |
|-------------|-----------------|-----------|
| McGuire. | O'Toole. | Trimarco. |
| McLaughlin. | Stoklusa. | Wall. |
| McParland. | Strauss. | Werdell. |
| O'Rourke. | Sullivan, D. J. | |
- Total democrats, 17.

YEAS—INDEPENDENT.

- | |
|------------------|
| Smith, F. G., 1. |
|------------------|
- Total yeas, 59.

YEAS—PROHIBITION.

- | |
|---------------------|
| Auderson, J. E., 1. |
|---------------------|

NAYS—REPUBLICAN.

- | | | |
|--------------|---------------|-----------------|
| Abbett. | Ireland. | Shanahan. |
| Barker. | Kirkpatrick. | Shepherd. |
| Carter. | Kleeman. | Shurtleff. |
| Chiperfield. | Leavitt. | Smekjal. |
| Clurch. | Mathis. | Tourillot. |
| Curran. | Miller, D. B. | Wilson, G. H. |
| Erickson. | Montelius. | Wintrop. |
| Flagg. | Moore. | Wright. |
| Holladay. | Provine. | Speaker Adkins. |
- Total republicans, 27.

NAYS—DEMOCRATS.

- | | | |
|----------------|-----------|--------------|
| Alschuler. | Etherton. | Morris. |
| Bell. | Faly. | Pierce. |
| Bolin. | Firley. | Pcoorman. |
| Canady. | Foster. | Rapp. |
| Coleman. | Griffin. | Rice. |
| Crangle. | Groves. | Richardson. |
| Daly. | Harp. | Ryan. |
| Dennis. | Heffman. | Scott. |
| Dickman. | Huston. | Smith, P. F. |
| Donahue, D. D. | Karch. | Stedman. |
| Dunne. | Kelly. | Thompson. |
| English. | Koch. | Walsh. |
- Total democrats, 37.

NAYS—INDEPENDENT.

- | |
|------------|
| Smiley, 1. |
|------------|
- Total nays, 65.
- Absent and not voting—Republicans: Bardill, Butts, Collier, Flannigan, Hollenbeck, Jones, King, Lyon, McNichols, Ostrom, Rawleigh, Roos, Terrill, Whitaker—14.
- Absent and not voting—Democrats: Conlon, Dillon, T. H. Donaghue, Hilton, Kilens, Mitchell, Murphy, Pitlock, Rhinehart, P. J. Sullivan, Tucker, Wheelan, R. E. Wilson—13.
- Total absent and not voting, 27.

ELECTORAL AND LEGISLATIVE REFORM.

To solve the problem of making representative government more representative and thus give the people firmer control in municipal, state and national affairs, various agencies have been adopted. Some are comparatively old as to origin, though new as to extent and manner of application, while others are of more recent date. Among those which have attracted the most attention in late years and which are being tested in many communities are the following:

- The short ballot.
- Commission form of city government.
- Initiative.
- Referendum.
- Recall.
- Improved registration methods.
- Nonpartisan ballots.
- Direct primaries.
- Preferential voting.
- Corrupt practice acts.
- Direct election of United States senators.

THE SHORT BALLOT.

The short ballot principle is defined by the Short Ballot organization as follows:

"The dangerously great power of politicians in our country is not due to any peculiar civic indifference of the people, but rests on the fact that we are living under a form of democracy that is so unworkable as to constitute in practice a pseudo democracy. It is unworkable because:

"1. It submits to popular election offices which are too unimportant to attract (or deserve) public attention; and,

"2. It submits to popular election so many offices at one time that many of them are inevitably crowded out from proper public attention; and,

"3. It submits to popular election so many offices at one time that the business of making up the elaborate tickets necessary at every election makes the political machine an indispensable instrument in electoral action.

"Many officials, therefore, are elected without adequate public scrutiny, and owe their selection not to the people, but to the makers of the party ticket, who thus acquire an influence that is capable of great abuse.

"The 'short ballot' principle is:

"1. That only those offices should be elective which are important enough to attract (and deserve) public examination.

"2. That very few offices should be filled by election at one time, so as to permit adequate and unconfused public examination of the candidates.

"Obedience to these fundamental principles explains the comparative success of democratic government in the cities of Great Britain and other foreign democracies, as well as in Galveston, Des Moines and other American cities that are governed by 'commissions.'"

The Short Ballot organization has its headquarters at 383 4th avenue, New York, N. Y. The secretary is Richard S. Childs.

COMMISSION FORM OF GOVERNMENT.

The main features of the commission form of government, as ascertained by Ernest S. Bradford of Washington, D. C., after comparing the various plans in operation in Iowa, Kansas, North Dakota, South Dakota, Wisconsin, Minnesota, Mississippi, Kentucky, Illinois, South Carolina, Louisiana and other commonwealths, are the following:

1. The governing body is made up of a small number of members. The usual number is five. Three is the next most common number, occurring most frequently in the smaller cities. Other places have from four to nine. The Illinois act calls for five commissioners and the Wisconsin law for three.

2. Wards as election units are abolished. Each commissioner is voted for by all the electors and is responsible to the entire city rather than to a section of it. Under this arrangement each voter wields more power, as he votes for all the commissioners instead of for one or two of a large number of aldermen. Better men are elected and the influence of a bad ward is less than when it is represented by its own special aldermen.

3. Ample powers are conferred upon the com-

mission. By this is meant that it exercises not only the usual ordinance making power, but it also oversees the administrative departments of the city and appoints the officers. In other words, it decides by ordinance what shall be done, appoints the men to do it—department subordinates and employees—and sees that it is done.

4. Each commissioner is assigned to be the head of a definite department, for the conduct of which he is responsible to the commission, and to some extent directly to the people. Commissioners do not look after the details of their departments; they have superintendents who do this under their direction. In most commission charters it is provided that the mayor shall be one of the council, voting but not having the veto power. He usually presides at meetings, signs ordinances, contracts and warrants on the treasury and performs other ministerial acts.

5. Control by the people is insured by means of the following checks: (a) Publicity of proceedings, ordinances (including franchises), and of the general and financial condition of the city; (b) the referendum; (c) the initiative; (d) the recall; (e) nonpartisan primary and election methods; (f) a civil service commission. Nearly every commission charter has one or more of these checks.

ILLINOIS LAW.

The Illinois law providing for the voluntary adoption of the commission form of government by cities of not to exceed 200,000 population was approved March 9, 1910. Its main features are these:

In cities adopting the commission form of government elections of officers take place quadrennially on the third Tuesday of April, beginning with 1911.

Four commissioners and a mayor are elected at large without reference to wards.

Primary tickets for the nomination of candidates are nonpartisan and without a circle at the head. Two candidates for mayor and eight for commissioners are nominated.

The commission is called the council. It exercises all the legislative, executive and supervisory powers heretofore exercised by the mayor, city council and other city, town or village officials. The mayor is without the veto power.

The executive and administrative powers are distributed among five departments as follows:

1. Public affairs.
2. Accounts and finances.
3. Public health and safety.
4. Streets and public improvements.
5. Public property.

The mayor is commissioner of public affairs. The council may, in its discretion, elect a city clerk, corporation counsel, city attorney, treasurer, comptroller, city physician, police chief, fire chief, harbor master, market master, three library trustees and other officers.

Salaries are fixed by the council according to the size of the city or village. The mayor's salary ranges from \$50 to \$6,000 a year and that of each commissioner from \$40 to \$5,000.

Recall—All elective officials except judges are subject to recall on the petition of 55 per cent of the voters.

Initiative—Any proposed ordinance may be submitted to the council on the petition of 10 to 25 per cent of the voters and must be adopted within thirty days or be submitted to a general or special election. (See "The Initiative" following.)

Referendum—All ordinances, with certain exceptions, must be submitted to the voters for approval by a majority vote.

THE INITIATIVE.

The "initiative" is a political device by which the people are enabled to pass laws or ordinances without change or modification by the ordinary legislative bodies. It has been called the positive or constructive side of direct legislation, just as the referendum, which enables the people to reject proposed laws, is the negative side. By this method a minority ranging in number from 5 to 25 per cent may file a petition for a law, or, when a city, an ordinance. The measure must then, without change or revision, go before the people for their judg-

ment, and, if it is approved by a majority of the votes cast, it becomes law without further process. Laws and ordinances so passed are not subject to veto.

In 1891 the initiative was adopted by Switzerland as a means of introducing proposals for the amendment of the constitution. The first state in America to adopt it was South Dakota, which in 1898 amended its constitution so as to reserve to the people the right to propose measures, "which measures the legislature shall enact and submit to a vote of the electors of the state." Initiative petitions in South Dakota must be signed by 5 per cent of the voters. In the constitution of the new state of Oklahoma, adopted in 1907, the "people reserve to themselves the power to propose laws and amendments to the constitution and to enact or reject the same at the polls independent of the legislature." The initiative has also been adopted in connection with the referendum in state legislation in Maine, Michigan, Montana, Missouri, Utah, Nevada, California and Oregon. (See "The Oregon Plan" subjoined.)

It is in connection with the commission form of city government, however, that the initiative has been put to the widest use. Nearly all the states in which cities are permitted to organize under this system, by special charter or otherwise, provide for recourse to the initiative. This is the case in Massachusetts, South Carolina, Kentucky, Illinois, Iowa, Kansas, Michigan, South Dakota, Texas, Oklahoma, Colorado, California, Washington, Idaho.

In the case of cities the initiative operates normally in the following manner, according to the Digest of School Charters: "The ordinance proposed is submitted to the board of commissioners by a petition of a certain number of voters or a percentage of the total vote cast at the last preceding municipal election. The board of commissioners then have the option of (1) taking the initiative into their own hands and passing the proposed ordinance, or (2) submitting the same to the voters at either a general or special election." Usually to have a measure submitted to the voters at a special election the percentage of petitioners required is 25; to have it submitted at a general election, 10.

Section 47 of the Illinois act provides that any proposed ordinance may be submitted to the council (commission) by petition signed by a certain percentage of the voters. If the petition is signed by 25 per cent of the voters and contains a request that the ordinance be submitted to a vote of the people, if not passed by the council, such council shall either (a) pass such ordinance without alteration within thirty days, or (b) within thirty days from the date of the filing of the petition call a special election unless a general municipal election occurs within ninety days thereafter, when such ordinance shall be submitted without alteration to the vote of the electors of the city.

If the petition is signed by not less than 10 per cent and not more than 25 per cent of the electors, the council shall within thirty days pass such ordinance without change or submit the same at the next general municipal election.

THE REFERENDUM.

The referendum may be defined as the submission of a proposed law or ordinance, which has been passed by the people's representatives in a legislature or council, to a vote of the people for ratification or rejection. It has been in use in Switzerland since the sixteenth century and, in a restricted form, in the United States for many years, especially in passing upon constitutions and constitutional amendments. It is only since 1898, however, that the referendum, in connection with the initiative, has been used as an instrument of direct legislation both by states and cities. In the year named South Dakota amended its constitution so as to reserve to the people the right to require that any laws which the legislature enacted should be submitted to a vote of the electors of the state before going into effect. As in the case of the initiative, not more than 5 per cent of the voters are required in that state for invoking the referendum.

Since 1898 it has been brought into use for state purposes, to a greater or less degree, in Maine,

Utah, Nevada, Montana, Missouri, Michigan, Oklahoma, Oregon (see "The Oregon Plan" subjoined), New Mexico, California and Arizona. Under a law adopted in 1901 10 per cent of the registered voters of the state of Illinois may secure an expression of opinion by electors on questions of public policy at any general or special election. In the case of an incorporated town, village, city, township, county or school district, the petition for the submission of any question for an expression of public opinion must be signed by 25 per cent of the registered voters.

In commission governed cities the referendum is in general use. As a rule all ordinances passed by the council, except those for the immediate preservation of public health or safety, are suspended from operation for a specified period. While so suspended the ordinance is subject to a protest, in the form of a petition, against its final passage. If the petition is in proper form the commissioners must either (1) rescind its former action, or (2) submit the ordinance to the people for their approval or disapproval. Referendum petitions require the signature of from 5 to 25 per cent of the voters. As in the case of the initiative, it is common to require 25 per cent to submit the question to a special election and 10 per cent to a general election. In Illinois cities a petition must be signed by electors equal in number to at least 10 per cent of the entire vote cast for all the candidates for mayor at the last preceding general election.

THE RECALL.

The "recall" is a method of procedure by which the people are enabled to remove from his position any public elective official at will. This requires a petition signed by a certain specified percentage or number of voters. The usual percentage in such cases is 25. In Oregon all state officials, including judges and members of the legislature, are subject to recall (see "The Oregon Plan" subjoined). In the proposed constitution of Arizona it was provided that every public officer in the state, holding an elective office, either by election or appointment, should be subject to recall from such office by the qualified electors of the district from which candidates were elected to such office. President Taft vetoed this provision so far as the judiciary was concerned. Such district may include the whole state. Twenty-five per cent of the electors may file a recall petition.

In most of the cities under the commission form of government the recall of elective public officers is provided for through the filing of petitions signed by from 15 to 75 per cent of the voters. When the sufficiency of a petition has been established the commissioners must call an election for filling a prospective vacancy in the position of the officer sought to be removed. The officer in question may be a candidate for re-election. If at the recall election he does not receive the highest number of votes he is thereby automatically removed from office. Many of the charters provide for an interval of immunity after the installation of the officer, during which the recall petition may not be presented.

Though 25 per cent is the usual percentage of voters whose signatures are required on recall petitions, it is not uniform. In South Dakota cities it is only 15, while in Illinois it is 55. In Louisiana it is 33.

In Illinois every incumbent of an elective office, except a judicial office, is subject to recall and removal by the electors, at any time. A petition signed by electors equal in number to 55 per cent of the total vote for mayor at the last preceding general municipal election is filed with the city or village clerk, which petition must contain a statement in not more than 200 words of the ground on which the removal or recall is sought to be made. The petition being sufficient, the clerk immediately submits the same to the council and the council fixes a day for holding an election to fill the vacancy caused by the recall. If the officer whose removal is sought resigns within five days after the petition is filed the council appoints his successor and no election is held.

REGISTRATION OF VOTERS.

Under the direct primary system the tendency is to throw more safeguards around the registration

of voters. In cities having a large floating population of the kind that resorts to cheap lodging houses there has been much complaint of illegal voting as the result of lax registration methods. An example of the strict requirements established in communities having improved systems of registration will be found in the outline of "The Oregon Plan" given herewith.

NONPARTISAN BALLOTS.

In many of the cities that have adopted the commission form of government nonpartisan ballots are required both at the primaries and elections. This is the case in Illinois, where the statute provides that the ballots at the primary shall have no party, platform or principle designated and that there shall be no circle printed at the top. It also provides that the ballots to be used at the election are to be similar to those at the primary and are to be without party designations or a circle at the head. The same rule prevails in commission governed cities in Iowa, Kansas, Michigan, Minnesota, Wisconsin, South Dakota (except that no primaries are held), California and Washington.

In some states certain judicial offices are excluded from the direct primaries and nominations are made on a nonpartisan basis. Nebraska, North Dakota, Tennessee, Washington and Wisconsin have laws of this kind.

DIRECT PRIMARIES.

More than a score of states now have mandatory direct primary election laws, covering practically all offices, and nearly as many other states have either optional direct primary laws for nearly all offices or optional or mandatory direct primary laws for certain offices or localities. The tendency in all parts of the country is to do away entirely with the old convention system, under which nominations are practically made by a few party leaders. Under the new direct system the names of all candidates whose petitions are signed by a certain percentage of the party voters are placed on the ballot and are voted on by the registered party voters. The primaries are conducted by the regular election officials at the usual polling places and at the public expense.

States having mandatory direct primary election laws include Arizona, California, Idaho, Illinois, Iowa, Kansas, Louisiana, Michigan, Minnesota, Mississippi, Missouri, Nebraska, Nevada, New Hampshire, North Dakota, Ohio, Oklahoma, Oregon, Pennsylvania, South Dakota, Tennessee, Texas, Washington, Wisconsin.

Five states have laws that permit their party voters to indicate directly at the primaries their choice for president and vice-president of the United States. These states are North Dakota, Wisconsin, Nebraska, Oregon and New Jersey.

PREFERENTIAL VOTING.

The preferential voting system was first adopted in Grand Junction, Col., Sept. 14, 1909. According to Robert Tyson, ex-secretary of the American Proportional Representation league, the following advantages were thereby secured:

1. Abolition of primary elections.
2. A clear majority at one balloting.
3. Freedom of nomination, that is, several candidates representing a given policy can be nominated for one office without dividing the vote and thereby defeating the policy.

The petition of nomination in each case must consist of not less than twenty-five individual certificates submitted by qualified electors. Each of these electors certifies that he believes the person named is qualified to fill the office specified and is of good moral character. "I further certify," continues the elector, "that I join in this petition for the nomination of the above named person believing that he has not become a candidate as the nominee or representative of, or because of any promised support from, any political party or any committee or convention representing or acting for any political party." The certificate is signed under oath and before a notary public.

On the tenth day before election the clerk certifies a list of candidates nominated for the several offices and prepares ballots which contain the full list of names nominated for each office with three

columns opposite each name for indicating first, second and third choice for each office. No ballot has printed on it any party or political designation or mark, nor is any such mark permitted to appear after the name of any candidate. The person receiving more than one-half of the total number of ballots cast as the first choice for any office is elected to that office. If no candidate receives such majority of first choice ballots then the name of the candidate printed on the ballot having the smallest number of first choice votes, and all names written on the ballot having a less number of votes than such last named candidate, are excluded from the count. A canvass is then made of the second choice votes received by the remaining candidates for the office; the second choice votes are then added to the first choice votes received by each of the remaining candidates for the office, and the candidate receiving the largest number of such first and second choice votes, if such votes constitute a majority of all the ballots cast at the election, is elected. If, however, there is still no majority, the name of the candidate then having the smallest number of first and second choice votes is excluded from the count. A canvass of the third choice votes received by the remaining candidates is then made; the third choice votes are then added to the first and second choice votes received by each of the remaining candidates for the office, and the candidate receiving the highest number of first, second and third choice votes is elected. A tie between two or more candidates is decided in favor of the one having the greatest number of first choice votes. If all are equal in this respect then the greatest number of second choice votes will decide; in case it does not decide then the tie is determined by lot.

The Grand Junction system of preferential voting is in use in Spokane, Wash., in a somewhat modified form to suit local conditions. Both cities are under the commission form of government.

Under the Hare plan, which is used in West Australia, when a second choice has to be used it is substituted for the first choice on the same ballot and is not added to the first choice. This also holds good as to the third and subsequent choices. There are other minor differences.

CORRUPT PRACTICES ACTS.

Several states have "corrupt practices acts" intended to prevent the undue use of money in securing nominations at primaries. In general the laws require candidates to limit their campaign expenses to a certain maximum and to file statements of all contributions received and payments made. States having acts of this kind include Arkansas, California, Connecticut, Florida, Georgia, Iowa, Massachusetts, Missouri, Nebraska, New York, Oklahoma, Oregon, Wisconsin.

Corporations are prohibited from contributing to campaign funds in Georgia, Massachusetts, Mississippi and Ohio.

Congress in 1910 passed a law providing for the publication of the source and use of all contributions to political campaigns toward the expenses of candidates in congressional elections in two or more states. This law was broadened and made much more stringent by an amendment adopted in 1911. [See "Publicity of Campaign Contributions" under "Work of 62d Congress, First Session."]

SENATORIAL ELECTION REFORM.

Because of the increasing frequency of deadlocks in state legislatures, the use of money or patronage in securing votes and the improper influence of corporations, a widespread demand has arisen for the direct election of United States senators by the people. In some of the states this has been practically accomplished by pledging members of the legislature to carry out the will of the people and elect the man who gets the largest vote at the senatorial primary. This part of the Oregon plan is shown in the outline given of that system. In other states the result of the primary is merely advisory and is regarded as not legally or morally binding upon the legislators.

Efforts were made in the final session of the 61st congress and the first (extra) session of the 62d congress to pass a joint resolution providing for the direct election of United States senators by the people, but failed. [See "Direct Election of Senators" under "Work of 62d Congress, First Session."]

THE OREGON PLAN.

The following outline of the so-called "Oregon plan" of direct legislation is based on a speech on "Popular Versus Delegated Government," delivered in the United States senate May 5, 1910, by Senator Bourne of Oregon. The system in use in that state has been made the model of similar legislation, proposed or enacted, in other states.

AUSTRALIAN BALLOT.

Oregon in 1891 adopted the Australian ballot, which insures secrecy, prevents intimidation and reduces the opportunity for bribery.

REGISTRATION LAW.

In 1899 Oregon enacted a registration law applying to general elections and in 1904 enlarged its scope through the law creating a direct primary. This law requires registration prior to voting in either the general or the primary election. Before voting in a party primary the voter must, under oath, register his party affiliation. Registration begins fifteen months before the general election. The registration books are closed ten days prior to the primary election, are opened four days after the primary and are then kept open until about twenty days before the general election. Upon these books are entered the full name of the voter, his registration number, date of registration, his occupation, age, nativity, date and place of naturalization, if any, and his place of residence. It is required that the voter, if he is not the head of the house he occupies, must show that fact and specify the room in which he lives and on what floor it is located. He must sign the register, if he can write. If unable to do so the reason must be given. If it is due to illiteracy, a physical description of the man must be noted on the register.

INITIATIVE AND REFERENDUM.

In June, 1902, the initiative and referendum amendment to the constitution was adopted. It provides that the legislative authority shall be vested in a legislative assembly, but that the people reserve to themselves the power to propose laws and amendments to the constitution and to enact or reject the same at the polls independent of the legislative assembly, and also reserve power to approve or reject at the polls any act of the legislature. An initiative petition must be signed by 8 per cent of the legal voters, as shown by the vote for supreme judge at the last preceding election. A referendum petition must be signed by only 5 per cent of the voters. The legislature may itself refer to the people any act passed by it. The veto power of the governor does not extend to any measure referred to the people.

PUBLICITY PAMPHLETS.

The law provides that the secretary of state shall, at public expense, mail to every registered voter in the state a printed pamphlet containing a true copy of the title and text of each measure to be submitted to the people and the proponents and opponents of the law have the right to insert in the pamphlet, at the actual cost to themselves of paper and printing only, such arguments as they see fit to make. These pamphlets must be mailed not later than fifty-five days before a general election and twenty days before a special election.

DIRECT PRIMARY LAW.

In 1904 a direct primary law was adopted. It provides for a primary election to be held forty-five days prior to the general election at the usual polling places and with the usual officials. Any party polling 25 per cent of the vote at the previous election is brought under the law. Any legal voter can become a candidate in the primaries for any office by filing a petition signed by a certain per cent of the voters. Names of candidates are arranged in alphabetical order on the ballots. Registration of party affiliation is a prerequisite to participation in a party primary. It is also provided that the candidate in his petition shall, among other things, agree that he will "accept the nomination and will not withdraw," and, if elected, "will qualify as an officer." Each candidate is entitled to have placed in his petition a statement not to exceed 100 words and on the ballot after his name a legend not to exceed twelve words, setting forth any measures or principles he especially advocates.

PLEDGES BY LEGISLATIVE CANDIDATES.

In the case of a legislator's nomination, the candidate may, in addition to his statement of measures and principles, also subscribe to one of two statements, but if he does not so subscribe he shall not on that account be debarred from the ballot. He has three courses open to him. He may subscribe to "statement No. 1," as follows:

"I further state to the people of Oregon, as well as to the people of my legislative district, that during my term of office I shall always vote for that candidate for United States senator in congress who has received the highest number of the people's votes for that position at the general election next preceding the election of a senator in congress without regard to my individual preference."

Or he may subscribe to "statement No. 2," as follows:

"During my term of office I shall consider the vote of the people for United States senator in congress as nothing more than a recommendation, which I shall be at liberty to wholly disregard if the reason for doing so seems to me to be sufficient."

Or he may be perfectly silent on the election of United States senator.

POPULAR VOTE FOR UNITED STATES SENATOR.

The primary law further provides that United States senators may be nominated by their respective parties in the party primaries, and the candidate receiving the greatest number of votes becomes the party nominee. Then, in the general election, the party nominees are voted for by the people and the individual receiving the highest number of votes becomes the people's choice for United States senator. In 1908 the advocates of the election of senators by the people and the enforcement of statement No. 1 submitted to the people the following bill:

"Be it enacted by the people of the state of Oregon: Section 1. That we, the people of Oregon, hereby instruct our representatives and senators in our legislative assembly, as such officers, to vote for and elect the candidates for United States senators from this state who receive the highest number of votes at our general election."

This bill became a law by a vote of 69,565 to 21,182.

CORRUPT PRACTICES ACT.

In 1908 Oregon by popular vote adopted a corrupt practices act. This provides that no candidate for office shall expend in his campaign for nomination more than 15 per cent of one year's compensation of the office for which he is a candidate, provided that no candidate shall be restricted to less than \$100. The act provides for the publication by the secretary of state, for the information of the voters, of a pamphlet, in which a candidate in the primary campaign may have published a statement setting forth his qualifications, the principles and policies he advocates and any other matter in support of his candidacy. Each candidate must pay for at least one page, the amount to be paid varying from \$100 for the highest office to \$10 for the lowest. Any person may use space in this pamphlet in opposition to any candidate, the space being paid for the same as by the candidates. Information regarding state and congressional candidates is printed in a pamphlet issued by the secretary of state, one copy being mailed to each registered voter in the state. Pamphlets regarding county candidates are issued by the county clerk and mailed to each voter in the county. Similar pamphlets are printed and distributed prior to the general election, the party committees or managers filing the matter they want published with the secretary of state. In the campaign preceding the general election each candidate is limited in expenditures to 10 per cent of one year's compensation. Among the acts prohibited by the act are these:

Promises of appointments in return for political support.

Publication or distribution of anonymous letters or circulars regarding candidates or measures before the people.

Solicitation or acceptance of campaign contributions from or payment of contributions by persons holding appointive positions.

Sale of editorial support or the publication of paid political advertising without marking it "paid advertising."

Use of carriages in conveying voters to the polls. Active electioneering or soliciting votes on election day.

Campaign contributions by quasi public or certain other important classes of corporations generally affected by legislation.

Intimidation or coercion of voters in any manner. Contribution of funds in the name of any other than the person furnishing the money.

Treating by candidates as a means of winning favor.

Betting on an election by a candidate or betting on an election by any other person with intent to influence the result.

PUBLICITY OF CAMPAIGN EXPENDITURES.

The corrupt practices act further requires that every candidate shall file an itemized account of his campaign expenditures within fifteen days after the primary election, including in such statement all debts contracted and promises made. Every political committee must have its treasurer and cause him to keep a detailed account of its receipts, expenditures and liabilities. An itemized statement must be published within ten days after the election. The books must be open to the inspection of the chairman and treasurer of any opposing party. The candidate violating any part of the corrupt practices act forfeits his right to the office. He or any other person violating the law is subject to imprisonment for a year or a fine of not more than \$1,000, or both.

THE RECALL.

The recall amendment to the constitution of Oregon was adopted in 1908. Any public officer may be recalled by the filing of a petition signed by 25 per cent of the voters. The petition must set forth the reasons for the recall, and if the officer does not resign within five days after the petition is filed a special election must be ordered to be held within twenty days to determine whether the people will recall such official. On the ballot at such election the reasons for demanding the recall of the officer may be set forth in not more than 200 words and his justification may be given in a similar number of words. No petition can be circulated against any officer until he has held the office six months, except that in the case of a member of the legislature it may be filed at any time within five days after the opening of the session. At the special election on the candidate receiving the highest number of votes is declared elected. The special election is held at the public expense, but a second recall petition cannot be filed against an officer unless the petitioners first pay the entire expenses of the first recall election.

DIRECT VOTE FOR PRESIDENT.

In 1910 a bill was prepared and submitted to the people of Oregon, under the initiative, proposing an amendment to the direct primary law, providing that in each year of presidential election the primaries shall be held in April and that opportunity shall be given the voters to express their preference for party candidates for president and vice-president, and to select delegates to the national conventions and nominate their party candidates for presidential electors. This bill was adopted on a referendum vote at the November election and became a law. The first primaries under its provisions will be held in April, 1912, and Oregon will therefore be the first state to indicate its preference for presidential candidates. This preference will be in the nature of an instruction to the state's delegations in the national conventions, but the delegates will not be bound to vote for the choice of their state if they find that by so doing votes would be thrown away. There is a moral though not a legal obligation upon them to support the choice of the members of their respective parties in Oregon so long as the candidates endorsed have a chance of winning the nomination.

RESULTS.

In a statement issued by the advocates of the system of direct legislation it is claimed that the "Oregon plan" provides a speedy, peaceful and definite method of determining questions of public policy without undue expense. The total cost to the state for postage, printing, binding and distrib-

uting the pamphlet of thirty-two measures and arguments to every voter in the state in 1910 was less than 20 cents for each registered voter. The total cost to the state for the initiative and referendum in four elections on sixty-four measures was \$47,610.61. The cost to seventy-one private organizations for conducting educational campaigns for and against measures was about \$125,000. The questions of public policy declared to have been definitely settled by the direct vote of the people of Oregon up to the end of 1910 were these:

1. That they will not tolerate a return to anything like the convention method of making nominations, but will retain their direct primary system until something better is offered.

2. That they will enforce election by the legislature of that candidate for United States senator in congress who receives the highest number of the people's votes.

3. Complete prohibition of railroad passes for all persons except employes of the railroads.

4. Abolition of the power of city councils to give away public franchises.

5. Abolition of the temptation and opportunity to buy or sell votes in the legislature.

6. That the people of every city or town shall have power to make and amend their city charters on all local matters at their own pleasure, absolutely free from special acts by the legislature.

7. That they will retain the initiative and referendum in lawmaking.

8. That they will have power to recall any elected public officer from constable to governor, including judges of the courts.

9. That they approve the principle of election of members of the legislature by proportional representation, though they have not yet agreed on the method.

10. That they will provide liberally by taxes for support of higher education in the state university.

11. That they will maintain one efficient normal school.

12. That corporations having little or no tangible property should pay a gross income and license tax.

13. That the expenditures of any candidate for public office shall be limited to practically one-fourth of one year's salary of the office he seeks, and the state will provide the greater part of the expense for publicity of the merits of candidates and of political parties.

14. That edible fish, especially salmon, shall be conserved in the navigable rivers of the state.

15. That measures of chiefly local interest will be rejected if submitted to the voters of the whole state.

16. Abolition of the convention system of electing delegates to national conventions, establishing direct election of such delegates by the voters of the great parties, and permitting expression by the voters of their choice for their party candidates for president and vice-president.

17. That three-fourths of a jury shall be able to render a verdict in all civil cases, and court procedure shall be so simplified as to discourage appeals to the Supreme court for delay and new trials because of technical errors, if substantial justice has been obtained in the lower court.

18. That they do not approve state wide prohibition of the manufacture and sale of liquor.

19. That they have established and will maintain local option on the liquor question.

20. That they require a reasonable measure of employers' liability for workmen's accidents.

21. They have granted the people of each county power to exempt from all taxation any class or classes of property, subject to any general laws approved by the people of the state.

22. That no citizen shall be tried in a Circuit court for crime unless accused by a grand jury.

23. That general elections shall be held in November when most other states vote, instead of in June.

24. That the public credit shall not be used to aid, build or operate private or government railroads.

25. That counties may issue bonds to build permanent highways.

26. That private schemes for looting the public treasury cannot be worked by the initiative method.

WORKMEN'S COMPENSATION ACTS.

[From bulletin No. 96 of the United States bureau of labor.]

IN FOREIGN COUNTRIES.

To distinguish them from employers' liability laws the term "workmen's compensation laws" is used to designate those acts which provide for the award of fixed sums to employes injured by industrial accidents, without the necessity of litigation and without reference to the question of negligence upon which employers' liability acts are based. It is provided in most such laws, however, that gross negligence on the part of the employe injured will bar his right to compensation, while such negligence on the part of the employer sometimes gives the right to increased compensation. Usually the disablement must last a specified number of days before compensation becomes due.

The industries usually covered by the acts are manufacturing, mining and quarrying, transportation, building and engineering work, and in some countries agriculture, forestry and navigation. In Greece and New South Wales they are limited to mining and quarrying. In Belgium and Great Britain the laws apply practically to all employments. In Austria, Belgium, Denmark, Finland, Germany, Italy, Luxemburg, the Netherlands, Norway, Russia, Spain and Sweden only wage earners, in some cases those exposed to the same risks, such as overseers and technical experts come within the scope of the law. In France, Great Britain, the British colonies and Hungary the laws apply to salaried employes and workmen equally. Overseers and technical experts earning more than a prescribed amount are excluded in Belgium, Denmark, Germany, Great Britain, Italy, Luxemburg and Russia. Employes of the state, provincial and local governments usually come within the provisions of the acts.

The entire burden rests on the employer in all but six countries, Austria, Germany, Greece, Hungary, Luxemburg and New South Wales, where the employes bear part of the expense. The laws fix the compensation to be paid and with but one or two unimportant exceptions the compensation is based upon the wages received by the injured person. It consists of allowances for temporary disability, and annual pensions or lump sum payments for permanent disability or death, to which are added frequently the expenses of medical and surgical treatment and a funeral benefit.

The acts of nearly all the countries are framed with the view of obviating the necessity of legal proceedings. If disputes arise the acts specify the necessary procedure for settlement by arbitration tribunals or by law courts.

So far as the method of organization of insurance is concerned, the countries may be divided into two groups, according to whether insurance is compulsory or voluntary. In the case of compulsory insurance it may be in prescribed institutions or associations controlled by the state or it may be in private companies or mutual associations; in the case of voluntary insurance it may be in private companies or mutual associations with or without state competition.

Wherever there is compulsory insurance in prescribed institutions controlled by the state, there is no question as to the security of payments. Such is the case in Norway, where a government bureau provides the insurance. In Germany, Austria, Hungary, Luxemburg and the Netherlands the law either specifically states or implies the guaranty of the solvency of the institutions providing the insurance. In the Netherlands the injured workman is protected by the equivalent of insurance in the Royal Insurance bank, irrespective of the institution in which the employer carries the insurance; the uninsured employer and the private insurance companies are required to give satisfactory guaranties to the Royal Insurance bank. In Greece the payments are guaranteed by the national miners' fund.

The second method of state guaranty is by a special national fund from which the compensation is paid in cases of insolvency, either of the employer or of the insurance carrier. The sources of revenue of these funds show considerable difference. In Italy the fund is supported by fines for noncom-

pliance with the requirement to insure, or other fines, and by the compensation due in fatal cases, but not paid because of absence of survivors. In France the guaranty fund is supported by special taxes upon all employes covered by the act, but this fund guarantees pension payments only; compensation for temporary disability is secured by a preferred claim on the assets of the employer. In Belgium the fund is supported by a tax levied only on those employes who do not carry insurance.

Where no state guaranties exist guaranties must be exacted from the insurance companies or from the individual employer. Wherever insurance is voluntary or there is a choice of insurance institutions, the government protects the insured employe by requiring the insurance company to maintain proper reserves or to make guaranty deposits with the government, or by both methods combined. In the case of uninsured employes, their interests are usually protected by giving them a preferred claim upon the assets of the employer.

As examples of the rates of compensation provided for by these laws, the following from the French, German and British acts may be given:

FRANCE.

FOR DEATH—(a) Funeral expenses not exceeding 100 francs (\$19.30).

(b) Pensions to dependent heirs not exceeding 60 per cent of annual wages of deceased distributed to: Widow or widower, 20 per cent until death or remarriage, in which latter case a final sum equal to three annual payments.

Children under 16 years of age if one parent survives—15 per cent if there is but one child, 25 per cent if there are two children, 35 per cent if there are three children, 40 per cent if there are four or more children.

Each child under 16 years of age if neither parent survives, 20 per cent.

Each ascendant and each descendant under 16 years of age dependent upon deceased, if no widow or children survive, 10 per cent, the aggregate not to exceed 30 per cent.

(c) If annual wages exceed 2,400 francs (\$463.20), only one-fourth of the excess is considered in computing pensions.

FOR DISABILITY—(a) Expenses of medical or surgical treatment.

(b) If permanently disabled, a pension of 66 2/3 per cent of annual wages; for total disability and if one-half loss of earning capacity for partial disability, or, if demanded, one-fourth the capital value of pension in cash, the pension to be reduced accordingly.

(c) If temporarily disabled, an allowance of 50 per cent of daily wages, beginning with fifth day, and including Sundays and holidays, unless disability lasts more than ten days, when payments become due from the first day.

(d) If annual wages exceed 2,400 francs (\$463.20), only one-fourth of the excess is considered in computing pensions.

(e) Payments of pensions of not over 100 francs (\$19.30) per annum may by mutual consent, when the beneficiary is of age, be replaced by a cash payment.

GERMANY.

FOR DEATH—(a) Funeral benefits of one-fifteenth of annual earnings of deceased, but not less than 50 marks (\$11.90).

(b) Pensions to dependent heirs not exceeding 60 per cent of annual earnings of deceased, as follows: Widow, 20 per cent of annual earnings until death or remarriage, in latter case a final sum equal to three annual payments; dependent widower, 20 per cent of annual earnings; each child 15 years of age or under 20 per cent; payments to consort and to children to be reduced proportionately if the total would exceed 60 per cent; dependent heirs in ascending line, 20 per cent or less, if there is a residue after providing for the above heirs; orphan grandchildren, 20 per cent or less, if there is a residue after providing for above heirs.

(c) If annual earnings exceed 1,500 marks (\$357), only one-third of the excess is considered in computing pensions.

FOR DISABILITY—(a) Free medical and surgical treatment paid first thirteen weeks by sick benefit funds and afterward by employers' associations.

(b) For temporary or permanent total disability, 50 per cent of daily wages of persons similarly employed, but not exceeding 3 marks (71 cents), paid by sick benefit funds from third day to end of fourth week; from fifth to end of thirteenth week, above allowance by sick benefit fund plus 16 2-3 per cent contributed by employer direct; after thirteen weeks, 66 2-3 per cent of average annual earnings of injured person paid by employers' associations.

(c) For complete helplessness necessitating attendance, payments may be increased to 100 per cent of annual earnings.

(d) For partial disability, a corresponding reduction in payments.

(e) If annual earnings exceed 1,500 marks (\$357) only one-third of excess is considered in computing pensions.

GREAT BRITAIN.

FOR DEATH—(a) A sum equal to three years' earnings, but not less than £150 (\$729.98), nor more than £300 (\$1,453.95), to those entirely dependent on earnings of deceased.

(b) A sum less than above amount if deceased leaves persons partially dependent on his earnings, amount to be agreed upon by the parties or fixed by arbitration.

(c) Reasonable expenses of medical attendance and burial, but not to exceed £10 (\$48.67) if deceased leaves no dependents.

FOR DISABILITY—(a) A weekly payment during incapacity of not more than 50 per cent of employee's average weekly earnings during previous twelve months, but not exceeding £1 (\$4.87) per week; if incapacity lasts less than two weeks no payment is required for the first week.

(b) A weekly payment during partial disability not exceeding the difference between employee's average weekly earnings before injury and average amount he is earning or able to earn after the injury.

(c) Minor persons may be allowed full earnings during incapacity, but the weekly payments may not exceed 10 shillings (\$2.43).

(d) A sum sufficient to purchase a life annuity through the postoffice savings bank of 75 per cent of annual value of weekly payments may be substituted, on application of the employer, for weekly payments after six months, but other arrangements for redemption of weekly payments may be made between employer and employee.

IN THE UNITED STATES.

[For Illinois law see "Illinois legislation in 1911."]
WISCONSIN COMPENSATION LAW.

The Wisconsin legislature in 1911 passed an employers' liability and workmen's compensation act, of which the following is an outline: The law abrogates the common law defenses of implied or expressed assumption by the employe of the risk complained of, and the negligence of a fellow servant, and provides an optional system of compensation on a uniform scale. Liability for compensation, in lieu of any other liability, shall exist against an employer for any personal injury accidentally sustained by his employe, and for his death if the injury shall proximately cause death, in cases where (1) both employer and employe have elected to be subject to the act, (2) where at the time of the accident the employe is performing service growing out of and incidental to his employment, and (3) where the injury is proximately caused by accident and not by willful misconduct.

All employers who have filed notice thereof with the industrial accident board are subject to the provisions of the act and all employes except such as have given their employers notice that they elect not to be subject to the provisions of the law. The schedule of compensation follows:

1. Such medical and surgical treatment, medicines, medical and surgical supplies, crutches and apparatus, as may be reasonably required at the time of the injury and thereafter during the disability, but not exceeding ninety days, the same to be provided by the employer, and in case of his neglect or refusal seasonably to do so, the employer

to be liable for the reasonable expense incurred by or on behalf of the employe in providing the same.

2. If the accident causes disability, an indemnity which shall be payable as wages on the eighth day after the injured employe leaves work as the result of the injury and weekly thereafter, which weekly indemnity shall be as follows:

(a) If the accident causes total disability, 65 per cent of the average weekly earnings during the period of such total disability: Provided that if the disability is such as not only to render the injured employe entirely incapable of work, but also so helpless as to require the assistance of a nurse, the weekly indemnity during the period of such assistance after the first ninety days shall be increased to 100 per cent of the average weekly earnings.

(b) If the accident causes partial disability, 65 per cent of the weekly loss in wages during the period of such partial disability.

(c) If the disability caused by the accident is at times total and at times partial, the weekly indemnity during the periods of each such total or partial disability shall be in accordance with subdivisions (a) and (b), respectively.

(d) Subdivisions (a), (b) and (c) shall be subject to the following limitations:

Aggregate disability indemnity for injury to a single employe caused by a single accident shall not exceed four times the average annual earnings of such employe. The aggregate disability period shall not, in any event, extend beyond fifteen years from the date of the accident.

If the period of disability does not last more than one week from the day the employe leaves work as the result of the injury, no indemnity whatever shall be recoverable.

3. In case death results from the injury the employer, in lieu of any further disability indemnity, becomes liable for the following death benefits:

(a) In case the deceased employe leaves a person or persons wholly dependent upon him for support, a sum equal to four times his average annual earnings.

(b) In case he leaves one or more persons only partially dependent upon him, the benefit shall be such a percentage of four times his average annual earnings as the average annual amount devoted by him to the support of such person or persons bears to his average annual earnings.

(c) Liability for death benefits provided for in subdivisions (a) and (b) shall only exist where the accident is the proximate cause of death.

(d) If the deceased leaves no person dependent upon him the death benefit shall be reasonable funeral expense, not to exceed \$100.

The act creates an industrial accident board to consist of the commissioner of labor and industrial statistics, ex officio, and two other members appointed by the governor, each to receive an annual salary of \$5,000. They are to hear and determine all controversies arising under the act.

NEW YORK COMPENSATION LAW.

New York state has two acts providing for workmen's compensation in case of injury. One is compulsory and is applicable to specified dangerous employments (see note) and the other is elective and of general applicability. The former became a law May 24, 1910, and the latter June 25, the same year. The elective compensation plan may be adopted by mutual consent by an employer and an employe and such consent must be in writing. It bars all other legal action except where the injury is caused by serious or willful misconduct of the employer.

If the injury does not disable the employe for a period of at least two weeks from earning full wages the employer shall not be liable. Notice of accidents must be given employers as soon as practicable and claim for compensation must be made within six months. The amount of compensation shall be:

FOR DEATH—(a) If the employe leaves a widow or next of kin wholly dependent upon his earnings, a sum equal to 1,200 times the daily earnings of the employe at the time of the accident, but not more in any event than \$3,000.

(b) If such widow or next of kin are in part only dependent upon his earnings, such sum as may be deemed reasonable and proportionate to the injury to such dependents.

(c) If he leaves no widow or next of kin, the reasonable expenses of medical attendance and burial, not exceeding \$100.

FOR DISABILITY—Where total or partial disability results from the accident, a weekly payment beginning at the end of the second week after the injury and continuing during incapacity, not exceeding 50 per cent of his average weekly earnings when at work on full time during the preceding year. Where the incapacity is partial the weekly payment shall in no case exceed the difference between the amount of the average weekly earnings of the workman before the accident and the amount he is able to earn after the accident, but shall amount to one-half of such difference. In no event shall any payment exceed \$30 a week or extend over more than eight years from the time of the accident.

Any person entitled to weekly payments under the plan shall have the same preferential claim therefor against the assets of the employer as now

allowed by law for unpaid wages or personal services.

Any question of law or fact arising in regard to the application of the plan in determining the compensation payable shall be settled by agreement, arbitration or by an action at law as provided in the act.

The rates of compensation in the compulsory act applying to persons engaged in dangerous work are the same as in the elective act. The occupations specified are bridge building, operating elevators or derricks, working on scaffolding, construction or alteration of wires, cables or apparatus charged with electric currents, working in close proximity to gunpowder, dynamite or other explosives where they are used as instrumentalities of an industry, operating locomotives, trains, motors or cars on rail and electric roads or working on railroad tracks, construction of tunnels and all work carried on under compressed air.

NOTE—The compulsory compensation act was declared unconstitutional by the New York Court of Appeals March 24, 1911, on the ground that it deprived the employer of his property without due process of law.

AMERICAN TRADE AND NAVIGATION TREATY WITH JAPAN.

Feb. 21, 1911, the United States and Japan signed a new treaty of commerce and navigation to replace that of 1894. The text of the document was laid before the senate in Washington, D. C., the same day and was ratified Feb. 24. The treaty took effect July 17, 1911. It is to continue in force twelve years and also thereafter unless six months' notice to the contrary is given. The new treaty differs from the old chiefly in the fact that it omits all reference to immigration. In article 2 of the treaty of 1894, following provisions declaring the right of the citizens of the two countries to full liberty of travel and residence and trade in both countries, was this qualification:

"It is, however, understood that the stipulations contained in this and the preceding article do not in any way affect the laws, ordinances and regulations with regard to trade, the immigration of laborers, police and public security which are in force or which may hereafter be enacted in either of the two countries."

This clause is omitted from the new treaty, but attached to the document, though not forming a part of the convention itself, is the following declaration:

"In proceeding this day to the signature of the treaty of commerce and navigation between Japan and the United States, the undersigned, Japanese ambassador in Washington, duly authorized by his government, has the honor to declare that the imperial Japanese government is fully prepared to maintain with equal effectiveness the limitation and control which it has for the last three years exercised in the regulation of the emigration of laborers to the United States.

Y. UCHIDA.

*Feb. 21, 1911.

The first article of the treaty asserts the right of citizens or subjects of the two countries to enter, travel or reside in the territories of the other, to carry on trade and lease houses and shops and residences.

The second article guards against domiciliary visits or searches of subjects of one country in an-

other, except upon the same conditions as are imposed upon nationals.

The third article contains the right to appoint consular officers.

Article 4 guarantees reciprocal freedom of commerce and navigation.

Article 5 provides for the regulation of import duties.

Article 6 exempts citizens from transit duties.

Article 7 deals with corporations.

Article 8 provides that there shall be no discrimination between the vessels of the two countries in their right to carry imports without being liable to other or higher charges of duties than national vessels.

Articles 9, 10, 11, 12 and 13 relate to shipping, their general purport being to prevent discrimination.

Article 14 promises that any trade or navigation privilege extended to another country shall be enjoyed by the signatories to this treaty.

Article 15 contemplates protection for patents, etc.

The remaining three articles are functional and concern the life of the treaty and other matters.

PRINCIPAL EUROPEAN LANGUAGES SPOKEN.

Language.	1801.		1890.		Ratio.	
	Persons.	Ratio.	Persons.	Ratio.	1801.	1890.
English	20,520,000		111,100,000		12.7	27.7
French	31,450,000		51,200,000		19.4	12.7
German	30,320,000		75,200,000		18.7	18.7
Russian	30,770,000		75,000,000		19.0	18.7
Spanish	26,190,000		42,800,000		16.2	10.7
Italian	15,070,000		33,400,000		9.3	8.3
Portuguese ..	7,480,000		13,000,000		4.7	3.2

Total.....161,800,000 401,700,000 100.0 100.0

The above is the latest estimate made by Mulhall. Assuming that the annual increase in the number of persons speaking each language has been maintained since 1890 the ratio in 1908 was: English, 30.7; French, 11.4; German, 18.7; Russian, 18.6; Spanish, 9.6; Italian, 8.1; Portuguese, 2.9.

BUILDING AND LOAN ASSOCIATIONS (JAN. 1, 1910).

State.	Number.	Membership.	Assets.
California	105	30,839	\$20,223,116
Connecticut	11	2,864	2,096,523
District of Columbia...	22	27,125	14,393,927
Illinois	524	118,994	58,444,972
Indiana	327	120,500	25,934,418
Iowa	48	15,300	4,390,443
Kansas	58	39,114	10,107,663
Louisiana	59	29,800	13,461,091
Maine	35	9,691	4,085,811
Massachusetts	140	129,619	55,945,634
Michigan	59	41,188	16,304,383
Minnesota	67	11,022	4,559,027
Missouri	128	23,717	10,168,631
Nebraska	70	49,441	17,094,771

State.	Number.	Membership.	Assets.
New Hampshire.....	17	7,400	2,016,861
New Jersey.....	477	164,569	78,788,161
New York.....	252	127,973	49,631,104
North Carolina.....	58	23,789	6,791,619
North Dakota.....	9	3,125	1,785,782
Ohio	647	328,386	153,704,501
Pennsylvania	1,466	394,860	168,043,443
Tennessee.....	15	5,360	2,200,917
West Virginia.....	38	11,460	4,283,728
Wisconsin	53	14,517	5,268,853
Other states.....	1,915	298,794	120,652,232
Total	5,737	2,029,927	860,782,611

CHRONOLOGICAL SURVEY OF PEACE MOVEMENTS.

Compiled by Charles E. Beals, field secretary of the American Peace society.

New York Peace society, organized 1815, first in the world.

Many state societies organized in quick succession. A national organization, the American Peace society, formed in 1828, in which the state societies merged themselves.

Peace movement spread rapidly until the time of the Crimean war, American civil war, etc.

Great peace jubilees held throughout the country in 1871.

International Law association organized, 1873.
Interparliamentary union formed, 1889.
International peace bureau established in Bern, 1891.

First Lake Mohonk arbitration conference, 1895.
American Society of International Law organized, 1906.

Intercolligate Peace association, 1905.
Association for International Conciliation, 1907.
Peace day, 18th of May (Hague day).
Peace Sunday, the Sunday before Christmas.
American Society for the Judicial Settlement of International Disputes, 1910.

INTERNATIONAL PEACE CONGRESSES.

First series: 1, London, 1843; 2, Brussels, 1848; 3, Paris, 1849; 4, Frankfurt, 1850; 5, London, 1851; 6, Edinburgh, 1853.

Second series: 1, Paris, 1889; 2, London, 1890; 3, Rome, 1891; 4, Bern, 1892; 5, Chicago, 1893; 6, Antwerp, 1894; 7, Budapest, 1896; 8, Hamburg, 1897; 9, Paris, 1900; 10, Glasgow, 1901; 11, Monaco, 1902; 12, Rouen, 1903; 13, Boston, 1904; 14, Lucerne, 1905; 15, Milan, 1906; 16, Munich, 1907; 17, London, 1908.

NATIONAL PEACE CONGRESSES IN THE UNITED STATES.

First: New York in 1907.
Second: Chicago in 1909.
Third: Baltimore in 1911.

INTERGOVERNMENTAL PEACEMAKING.

Joint disarmament by Great Britain and United States along Canadian border, 1817 to present time.

Central American High Court of Nations established.

Pan-American congress, 1889, led to establishment of International Bureau of American Republics, 1890.

Pacific settlement of over 600 international disputes.

The statue of The Christ of the Andes, commemorating joint disarmament of Chile and Argentina, erected, 1904.

Many international bureaus (e. g. the Universal Postal union) already in actual operation, 1909.

HAGUE PEACE CONFERENCES.

First Hague conference, May 18, 1899, of twenty-six nations.

Second Hague conference, June 15, 1907, of forty-four nations.

Third Hague conference, to be held about 1915.

THE HAGUE COURT OF ARBITRATION.

The permanent court of arbitration at The Hague, instituted July 29, 1899, consists of from one to four representatives of the governments participating in The Hague peace conference of 1899 or signing the convention providing for the court. The members of the court from the greater powers are as follows:

France—Leon Bourgeois, A. Decrais, Baron d'Estournelles de Constant, Louis Renault.

Germany—E. F. Sleveking, Herr Kriege, Herr von Matitz, Herr von Bar.

Great Britain—Sir Edward Fry, Viscount Selby, Sir E. Satow, Sir Charles Fitzpatrick.

Italy—Jean B. P. Guarnaschelli, Auguste Pierantoni, Guido Fusinato, Angelo Majorana.

Japan—Ichiro Motono, Henry Willard Denison.

United States—Elihu Root, John W. Griggs, George Gray, Oscar S. Straus.

Secretary—Gen. Baron Michaels von Derduynen.

RECORD OF HAGUE DECISIONS.

1. The Plus fund case, Mexico vs. United States, Oct. 14, 1902.

2. The Venezuela case, Great Britain, Germany and Italy vs. Venezuela, Feb. 22, 1904.

3. The Japanese house tax case, Great Britain, France and Germany vs. Japan, May 22, 1905.

4. The Muscat dhows case, Great Britain vs. France, Aug. 8, 1905.

5. The Casablanca case, France vs. Germany, May 22, 1909.

6. The boundary case, Norway vs. Sweden, Oct. 23, 1909.

7. The North Atlantic fisheries case, United States vs. Great Britain, Sept. 7, 1910.

8. The Orinoco Steamship company claims case, United States vs. Venezuela, Oct. 25, 1910.

9. The Savarkar case, France vs. Great Britain, Feb. 24, 1911.

PALACE OF PEACE.

April 24, 1903, Andrew Carnegie gave to the government of the Netherlands, the sum of \$1,500,000, to be used in the construction of a "palace of peace" at The Hague. The corner stone of this structure was laid July 30, 1907, at Zorgvliet in the wooded park stretching from The Hague to Scheveningen.

CARNEGIE ENDOWMENT FOR INTERNATIONAL PEACE.

Dec. 14, 1910, Andrew Carnegie transferred to a board of trustees \$10,000,000 in 5 per cent first mortgage bonds, the revenue of which will be used to "hasten the abolition of international war" and to establish lasting world peace. The formal transfer was made at a meeting in the rooms of the Carnegie Research foundation in Washington, D. C. The trustees organized by choosing as president United States Senator Elihu Root, permanent representative of the United States at The Hague tribunal. President Taft consented to be honorary president of the foundation. The method by which the annual income of half a million dollars shall be expended is left by Mr. Carnegie entirely to the trustees. The foundation is to be perpetual, and when the establishment of universal peace is attained the donor provides that the revenue shall be devoted to the banishment of the "next most degrading evil or evils," the suppression of which would "most advance the progress, elevation and happiness of men."

The members of the first board of trustees were: Elihu Root, Dr. Nicholas Murray Butler, Dr. Henry S. Pritchett, Joseph H. Choate, Albert K. Smiley, Dr. Charles W. Elliot, James Brown Scott, John W. Foster, Andrew J. Montague, William M. Howard, Thomas Burke, James L. Slayden, Andrew D. White, Robert S. Brookings, J. G. Schmittapp, Arthur W. Foster, R. A. Franks, Charlemagne Tower, Oscar Straus, Austen G. Fox, John L. Cadwallader, John Sharp Williams, C. L. Taylor, George W. Perkins.

OFFICERS.

President—Elihu Root.
Vice-President—Joseph H. Choate.
Secretary—James Brown Scott.
Treasurer—Walter M. Gilbert.

THIRD NATIONAL PEACE CONGRESS.

The third national peace congress was held in Baltimore, Md., May 3-5, 1911, under the presidency of Hamilton Holt of New York, N. Y. Addresses were made by President Taft, Cardinal Gibbons, James Speyer, Richard Bartholdt, James L. Slayden, T. Iyenaga, Baron d'Estournelles de Constant, Andrew Carnegie and many others. It was resolved to change the name of the organization to the American Peace Congress and to make it a permanent body. Other resolutions indorsed the pending arbitration treaty with Great Britain, requested the president to appoint the American members of the international peace commission without waiting for action by other governments, approved the idea of an international league of peace, suggested by Hamilton Holt, and the suggestion of James Speyer that war loans by bankers of neutral nations be prohibited. The proposition of Congressman James L. Slayden of Texas that the status quo of all the Latin-American republics be mutually guaranteed by a general American treaty was also indorsed.

AMERICAN PEACE SOCIETY.

President—Senator Theodore E. Burton, Washington, D. C.
 Secretary—Benjamin F. Trueblood, LL. D., 313 Colorado building, Washington, D. C.
 Treasurer—George W. White, Washington, D. C.
 Field Secretary—Charles E. Beals, 30 North LaSalle street, Chicago, Ill.

CHICAGO PEACE SOCIETY.

President—Leroy A. Goddard.
 Vice-President—Edward M. Skinner.
 Secretary—Charles E. Beals, 30 N. LaSalle street.
 Treasurer—Charles L. Hutchinson.
 Executive committee—Leroy A. Goddard, Edward

M. Skinner, Charles E. Beals, Charles L. Hutchinson, Miss Jane Addams, Richard C. Hall, H. N. Higginbotham, Prof. Charles Cheney Hyde, S. W. Lamson, Alexander A. McCormick, Julius Rosenwald, Albert H. Scherzer, Sydney Richmond Taber and Harry A. Wheeler.

AMERICAN SOCIETY FOR THE JUDICIAL SETTLEMENT OF INTERNATIONAL DISPUTES.

Honorary President—William H. Taft.
 President—James Brown Scott, Washington, D. C.
 Vice-President—John Hays Hammond, Washington, D. C.
 Secretary—Theodore Marburg, Baltimore, Md.
 Treasurer—J. G. Schmidlapp, Cincinnati, O.

LIFE INSURANCE IN THE UNITED STATES.

YEAR.	ORDINARY.		INDUSTRIAL.		TOTAL.	
	Policies.	Amount.	Policies.	Amount.	Policies.	Amount.
1850.....	29,407	\$63,614,189				
1860.....	60,000	180,000,000				
1870.....	\$29,226	2,262,847,000				
1880.....	679,690	1,564,183,532	296,674	\$20,533,438	916,364	\$1,584,717,001
1900.....	1,319,561	3,620,067,438	3,883,529	429,521,128	5,203,090	4,049,578,567
1900.....	3,176,051	7,066,132,380	11,219,296	1,488,986,366	14,395,347	8,562,138,746
1909.....	6,534,963	12,513,125,180	21,563,241	2,967,566,344	28,087,207	15,480,721,311
	Total income.	Payments to policyholders.	Assets.	Liabilities.	Surplus.	
1850.....	\$196,988,069	\$60,007,820	\$770,972,061	\$678,681,308	\$92,290,753	
1900.....	400,257,606	168,687,601	1,742,414,173	1,488,378,709	249,035,464	
1909.....	748,027,892	360,730,904	3,643,857,971	3,108,074,297	540,783,674	

AMERICAN TABLE OF MORTALITY.

Used by insurance companies in computing expectation of life.

Age.	No. Expectation		Age.	No. Expectation		Age.	No. Expectation		Age.	No. Expectation	
	living.	dying.		living.	dying.		living.	dying.		living.	dying.
10.....	100,000	749	48.72	39	78,862	756	28.99	68	43,133	2,243	9.47
11.....	99,251	748	48.08	49	78,106	765	28.18	69	40,890	2,321	8.91
12.....	98,505	748	47.45	41	77,341	774	27.45	70	38,569	2,391	8.45
13.....	97,762	740	46.80	42	76,587	785	26.72	71	36,173	2,448	8.00
14.....	97,022	737	46.16	43	75,732	797	26.00	72	33,730	2,487	7.55
15.....	96,285	735	45.50	44	74,885	812	25.27	73	31,243	2,505	7.11
16.....	95,550	732	44.85	45	74,173	828	24.54	74	28,738	2,501	6.68
17.....	94,818	729	44.19	46	73,345	843	23.81	75	26,237	2,476	6.27
18.....	94,089	727	43.53	47	72,497	870	23.08	76	23,761	2,431	5.89
19.....	93,362	725	42.87	48	71,627	896	22.36	77	21,330	2,369	5.49
20.....	92,637	723	42.20	49	70,731	927	21.63	78	18,961	2,291	5.11
21.....	91,914	722	41.53	50	69,804	962	20.91	79	16,670	2,196	4.74
22.....	91,192	721	40.85	51	68,842	1,001	20.20	80	14,474	2,091	4.39
23.....	90,471	720	40.17	52	67,841	1,044	19.49	81	12,383	1,964	4.05
24.....	89,751	719	39.49	53	66,797	1,091	18.79	82	10,413	1,816	3.71
25.....	89,032	718	38.81	54	65,706	1,143	18.09	83	8,693	1,648	3.39
26.....	88,314	718	38.13	55	64,563	1,199	17.40	84	6,955	1,470	3.08
27.....	87,596	718	37.45	56	63,364	1,260	16.72	85	5,455	1,292	2.77
28.....	86,878	718	36.77	57	62,104	1,325	16.05	86	4,193	1,114	2.47
29.....	86,160	719	36.03	58	60,779	1,394	15.39	87	3,079	933	2.18
30.....	85,441	720	35.33	59	59,335	1,468	14.74	88	2,146	744	1.91
31.....	84,721	721	24.63	60	57,917	1,546	14.10	89	1,402	555	1.66
32.....	84,000	723	23.92	61	56,371	1,623	13.47	90	847	385	1.42
33.....	83,277	726	23.21	62	54,743	1,713	12.86	91	462	246	1.19
34.....	82,551	729	22.50	63	53,089	1,809	12.23	92	216	137	.98
35.....	81,822	732	21.78	64	51,230	1,889	11.67	93	79	53	.80
36.....	81,090	737	21.07	65	49,341	1,930	11.10	94	21	18	.64
37.....	80,353	742	20.35	66	47,361	2,070	10.54	95	3	3	.50
38.....	79,611	749	20.62	67	45,291	2,158	10.00

FIRE AND MARINE INSURANCE.

YEAR.	Com-panies.	Income.	PAYMENTS TO POLICYHOLDERS		
			Losses.	Dividends	Total.
1850.....	580	\$157,857,983	\$73,334,517	\$5,334,495	\$80,768,012
1900.....	493	158,512,577	105,307,171	8,445,110	116,752,281
1909.....	506	362,353,350	154,430,781	19,091,563	173,522,377

CASUALTY AND MISCELLANEOUS INSURANCE.

YEAR.	Com-panies.	Income.	Payments to policy-holders.
1900.....	62	32,303,619	10,166,796
1909.....	175	67,504,511	22,534,751

TWENTY MOST BEAUTIFUL WORDS.

In a three months' voting contest to decide upon the twenty most beautiful words in the English language members of a Y. M. C. A. branch in New York, N. Y., selected the following: Melody, splen-

dor, adoration, eloquence, virtue, innocence, modesty, faith, joy, honor, nobility, sympathy, heaven, love, divine, hope, harmony, happiness, purity and liberty.

NATIONAL PARKS IN THE UNITED STATES.

(Under supervision of the secretary of the interior.)

NAME.	Location.	Created.	Acres.
Antietam.....	Maryland.....	Aug. 20, 1890.....	43
Casa Grande Ruin.....	Arizona.....	June 22, 1892.....	480
Chickamauga and Chattanooga.....	Georgia and Tennessee.....	Aug. 18, 1890.....	6,195
Crater Lake.....	Oregon.....	May 22, 1902.....	159,390
General Grant.....	California.....	Oct. 1, 1850.....	2,560
Gettysburg.....	Pennsylvania.....	Feb. 11, 1865.....	877
Glacier.....	Montana.....	May 11, 1910.....	
Hot Springs Reservation.....	Arkansas.....	June 16, 1880.....	912
Mesa Verde.....	Colorado.....	June 29, 1906.....	42,376
Mount Rainier.....	Washington.....	May 22, 1899.....	207,390
Platt.....	Oklahoma.....	June 29, 1906.....	848
Rock Creek.....	District of Columbia.....	Sept. 27, 1880.....	1,606
Sequoia.....	California.....	Oct. 1, 1890.....	160,000
Shiloh.....	Tennessee.....	Dec. 27, 1894.....	3,000
Sully's Hill.....	North Dakota.....	June 4, 1904.....	990
Vicksburg.....	Mississippi.....	Feb. 21, 1899.....	1,553
Wind Cave.....	South Dakota.....	Jan. 9, 1905.....	10,522
Yellowstone.....	Montana and Wyoming.....	March 1, 1872.....	2,142,730
Yosemite.....	California.....	Oct. 1, 1850.....	967,680
Zoological.....	District of Columbia.....	March 2, 1889.....	170

NOTES ON NATIONAL PARKS.

Antietam—Battle field of the civil war in Washington county, Maryland.

Casa Grande Ruin—Remains of a large prehistoric building near Florence, Ariz.

Chickamauga and Chattanooga—Battle fields of the civil war in the vicinity of Chattanooga, Tenn.

Crater Lake—Park contains remarkable mountain lake and fine scenery in the Cascade range, Klamath county, Oregon; may be reached from Klamath Falls or from Medford on the Southern Pacific road.

General Grant—In Fresno and Tulare counties, California; forest and mountain scenery; reached from Sanger on the Southern Pacific line.

Gettysburg—Battle field of the civil war in southeastern Pennsylvania.

Glacier—Tract of mountainous country in northern Montana with glaciers, lakes, forests and peaks.

Hot Springs Reservation—Tract of land in Garland county, Arkansas, noted for its springs of warm mineral waters.

Mesa Verde—In the extreme southwestern part of Colorado; contains pueblo and other ruins; reached from Mancos on the Rio Grande Southern road.

Mount Rainier—Mountain district in southern Washington; reached from Ashford on the Tacoma Eastern railroad and from Fairfax on the Northern Pacific road.

Platt—Tract of land containing sulphur springs in Murray county, Oklahoma; reached by Santa Fe and St. Louis & San Francisco railroads.

Rock Creek—Park in outskirts of Washington, D. C.

Sequoia—Mountain tract in Tulare county, California, containing forest of big trees; reached from Visalia.

Shiloh—Battle field of civil war in Hardin county, southern Tennessee.

Sully's Hill—On the shore of Devil's lake, North Dakota; contains elevation on which Gen. Alfred Sully with a few men withstood a band of Indians for several days in 1863; reached from Devil's Lake, Narrows and Tokio stations on the Great Northern railroad.

Vicksburg—Battle field of civil war near city of same name in Mississippi.

Wind Cave—Canyon and extensive cave in Custer county, South Dakota, twelve miles from Hot Springs; on the Northwestern and Burlington roads; in Black Hills region.

Yellowstone—Famous park in Wyoming, Montana and Idaho containing geysers and many other natural phenomena as well as beautiful mountain, lake and river scenery; reached from stations on the Northern Pacific, Burlington and Oregon Short Line roads.

Yosemite—Splendid valley in the Sierras in Mariposa county, California; reached from Merced on the Santa Fe and Southern Pacific roads by way of the Yosemite Valley railroad.

Zoological—Park in Washington, D. C., devoted to

the zoological collection of the government; adjoins Rock Creek park.

PRESERVATION OF AMERICAN ANTIQUITIES.

By law approved June 8, 1906, entitled "An act for the preservation of American antiquities," the president of the United States is authorized, in his discretion, to declare by proclamation historic landmarks, historic and prehistoric structures and other objects of historic or scientific interest that are situated upon lands owned or controlled by the United States to be national monuments. Under such authority the following monuments have been created:

Name and state.	Year.	Acres.
Chaco canyon, N. M.....	1907	20,520
Cinder cone, Cal.....	1907	5,120
Devil's tower, Wyo.....	1906	1,152
El Morro, N. M.....	1906	160
Gila cliff dwellings, N. M.....	1907	160
Gran Quivira, N. M.....	1909	160
Grand Canyon, Ariz.....	1908	818,560
Jewel cave, S. D.....	1908	1,290
Lassen peak, Cal.....	1907	1,290
Lewis and Clark cavern, Mont.....	1908	160
Montezuma castle, Ariz.....	1906	160
Mount Olympus, Wash.....	1909	610,560
Muir woods, Cal.....	1908	285
Mukuntuweap, Utah.....	1909	15,360
Natural bridges, Utah.....	1909	2,420
Navajo, Ariz.....	1909	600
Oregon caves, Ore.....	1909	480
Petrified forest, Ariz.....	1906	60,765
Pinnacles, Cal.....	1908	2,080
Rainbow bridge, Utah.....	1910	160
Shoshone cavern, Wyo.....	1909	210
Sitka, Alaska.....	1910	67
Tonto, Ariz.....	1907	640
Tumacacori, Ariz.....	1908	10
Wheeler, Col.....	1908	300

*Administered by department of agriculture; others by interior department.

NOTES ON NATIONAL MONUMENTS.

Chaco canyon—Located in San Juan and McKinley counties, New Mexico; contains extensive prehistoric communal or pueblo ruins.

Cinder cone—An elevation in Lassen county in northern California; is of importance as illustrating volcanic activity in the vicinity 200 years ago.

Devil's tower—A lofty and isolated rock in Crook county, Wyoming; is an extraordinary example of the effect of erosion in the higher mountains.

El Morro—An elevation near Wingate station on the Santa Fe railroad in New Mexico; contains prehistoric ruins and interesting rock inscriptions.

Gila cliff dwellings—In the Mogollon mountains, New Mexico; known also as the Gila Hot Springs cliff houses; are among the best preserved remains of the cliff dwellers of the southwest.

Gran Quivira—Ruined town not far from Manzano

In the central part of New Mexico: remains of large cathedral and chapel and of many houses thought to date from prehistoric times.

Grand canyon—In northwestern Arizona; greatest eroded canyon within the United States.

Jewel cave—A natural formation of scientific interest within the Black Hills national forest in Custer county, South Dakota.

Lassen peak—In national forest of same name in Shasta county, northern California; marks the southern terminus of the long line of extinct volcanoes in the Cascade range, from which one of the greatest volcanic fields in the world extends.

Lewis and Clark cavern—An extraordinary limestone cavern near Limespur, Jefferson county, Montana.

Montezuma castle—Large prehistoric ruin or cliff dwelling on Beaver creek, Arizona.

Mount Olympus—Mountain in the state of Washington; has extensive glaciers and on its slopes are the breeding grounds of the Olympic elk.

Muir woods—In Marin county, California; an extensive growth of redwood trees of great age and size; land presented to the government by William Kent of Chicago.

Mukuntuweap—Canyon in southwestern Utah through which flows the north fork of the Rio Virgin or Zion river; an extraordinary example of canyon erosion.

Natural bridges—Rock formations in southeastern Utah extending over streams or chasms; have loftier heights and greater spans than any other similar formations known; reserved as extraordinary examples of stream erosion.

Navajo—Within the Navajo Indian reservation in

Arizona; includes a number of prehistoric cliff dwellings and pueblo ruins new to science.

Oregon caves—Within the Siskiyou national forest in Oregon; caves are of natural formation and of unusual scientific interest and importance.

Petrified forest—Deposits of fossilized or mineralized wood in Gila and Apache counties, Arizona.

Pinnacles—A series of natural formations of rock with a number of caves underlying them; located within Pinnacles national forest in California.

Rainbow bridge—An extraordinary natural bridge in southeastern Utah, having an arch which in form and appearance is much like a rainbow; is 309 feet high and 278 feet span; of scientific interest as an example of eccentric stream erosion.

Shoshone cavern—A cave in Big Horn county, Wyoming, of unknown extent, but of many windings and ramifications and containing vaulted chambers of large size, magnificently decorated with sparkling crystals and beautiful staurolites, and containing pits of unknown depth.

Sitka—Tract of about fifty-seven acres within public park, near Sitka, Alaska; battle ground of Russian conquest of Alaska in 1804; site of former village of Kik-Siti tribe, the most warlike of Alaska Indians; contains numerous tottem poles constructed by the Indians, recording the genealogical history of their several clans.

Tonto—Comprises two prehistoric ruins of ancient cliff dwellings in Gila county, Arizona.

Tumacacori—Remain of an ancient Spanish mission of brick, cement and mortar in Santa Cruz county, Arizona.

Wheeler—Volcanic formations illustrating erratic erosion; in Rio Grande and Cochetopa national forests in southwestern Colorado.

VALUES OF RARE AMERICAN COINS.

The prices given are those quoted for the rarest of each denomination by dealers in New York and Chicago:

GOLD COINS.	
Date.	Value.
TEN DOLLARS—EAGLE.	
1797 (small eagle) \$20 to \$22	
1798 (large eagle) 20 to 25	
FIVE DOLLARS—HALF-EAGLE.	
1795 (small eagle) \$6 to \$8	
1795 (large eagle) 15 to 18	
1796 7 to 10	
1797 (small eagle) 12 to 15	
1797 (large eagle) 15 to 20	
1798 (small eagle) 20 to 30	
1815 75 to 100	
1819 10 to 15	
1820 8 to 10	
1821 10 to 15	
1822 100 to 150	
1823 8 to 10	
1824 16 to 20	
1825 9 to 14	
1826 10 to 15	
1827 9 to 14	
SILVER COINS.	
DOLLARS.	
1794 \$20 to \$40	1851 \$20 to \$30
180465 to 3, 600	1852 20 to 30
1838 (flying eagle) 30 to 50	1858 15 to 20
1839 (flying eagle) 25 to 35	

Date.	Value.
HALF-DOLLARS.	
1796 \$20 to \$35	
1797 15 to 25	
1838 (mint mark "O" bet. date and bust) 15 to 30	
1853 (without arrow heads at date) 20 to 30	
QUARTER-DOLLARS.	
Date.	Value.
1823 \$20 to \$30	
1827 30 to 50	
1893 Col. (Isabella) 40c	
TWENTY-CENT PIECES.	
1874 \$2 to \$1	
1877 1 to 2	
DIMES.	
1797 \$2.00 to \$4.00	
1800 2.00 to 3.50	
NICKEL COINS.	
FIVE-CENT PIECES.	
187775 to \$1.00	
COPPER COINS.	
TWO-CENT PIECES.	
1873 \$1 to \$2	
CENTS.	
1793 \$1 to \$5	
1799 4 to 15	
1804 3 to 10	
HALF-CENTS.	
179350 to \$3	
1796 5.00 to 25	
180250 to 2	
1831 3.00 to 10	
THREE-CENT PIECES.	
1802 \$2.00 to \$4.00	
1805 2.00 to 3.00	
HALF-DIMES.	
1794 \$1.50 to \$3.00	
1796 1.50 to 2.50	
1802 20.00 to 40.00	
1805 2.00 to 3.00	
THREE-CENT PIECES.	
1864 \$1.00 to \$1.50	
THREE-CENT PIECES.	
187750 to \$1.00	
COPPER COINS.	
1836 \$4.00 to \$8	
1840 2.00 to 7	
1841 2.00 to 7	
1842 3.00 to 10	
1843 2.00 to 7	
1844 2.00 to 7	
1845 2.00 to 7	
1846 2.00 to 10	
1847 3.00 to 10	
1848 4.00 to 12	
1849 (small date) 2.50 to 8	
1852 2.00 to 6	

FAMOUS WATERFALLS OF THE WORLD.

Name and location.	Height in feet.	Name and location.	Height in feet.	Name and location.	Height in feet.
Gavarnie, France.....	1,355	Schaffhausen, Switzerland.....	100	Yellowstone (lower), Montana	310
Grand, Labrador.....	2,000	Skjaggedalsfos, Norway.....	530	Ygnassu, Brazil.....	210
Minnehaha, Minnesota.....	50	Shoshone, Idaho.....	210	Yosemite (upper), California	1,436
Missouri, Montana.....	90	Staubach, Switzerland.....	1,000	Yosemite (middle), California	626
Montmorenci, Quebec.....	265	Stirling, New Zealand.....	600	Yosemite (lower), California	400
Multnomah, Oregon.....	850	Sutherland, New Zealand.....	1,904	Vettis, Norway.....	950
Murchison, Africa.....	120	Takkakaw, Brit'n Columbia.....	1,200	Victoria, Africa.....	400
Niagara, New York-Ontario	164	Twin, Idaho.....	180	Voringfos, Norway.....	600
Rjukan, Norway.....	780	Yellowstone (upper), Montana	110		

ALIEN CONTRACT LABOR.

Following is a resume of United States laws relating to alien contract labor and of court decisions relating thereto. The data has been secured chiefly from the reports of the commissioner of labor in Washington, D. C., and the revised statutes of the United States. The first general law prohibiting the importation or immigration of alien contract labor was passed by congress in 1834-1855 (approved Feb. 26, 1855). Section 1 of this act provides that it shall be unlawful for any person, company, partnership or corporation, in any manner whatsoever, to prey the transportation or in any way assist or encourage the importation or migration of any alien, or aliens, any foreigner or foreigners, into the United States, its territories or the District of Columbia, under contract or agreement, parcel or special, express or implied, made previous to the importation or migration of such alien or aliens, foreigner or foreigners, to perform labor or service of any kind in the United States, its territories, or the District of Columbia.

Section 2 declares all such contracts or agreements to be utterly void and of no effect. Section 3 provides that every violation of any of the provisions of section 1 of the act shall be punishable by a fine of \$1,000, payable into the treasury of the United States. Section 4 provides that the master of any vessel who shall knowingly bring within the United States on any such vessel and land, or permit to be landed, from any foreign port or place any alien laborer, mechanic or artisan who, previous to embarkation on such vessel, had entered into contract or agreement to perform service in the United States shall be deemed guilty of a misdemeanor and on conviction thereof shall be punished by a fine of not more than \$500 for each such alien so brought, and may also be imprisoned for a term not exceeding six months.

Section 5 (as amended by the acts of 1890-1891) provides that nothing in the act shall be so construed as to prevent any citizen of any foreign country temporarily residing in the United States, either in private or official capacity, from engaging, under contract or otherwise, persons not residents or citizens of the United States to act as private secretaries, servants or domestics for such foreigner; nor shall the act be so construed as to prevent any person or persons, partnership or corporation from engaging, under contract or agreement, skilled workmen in foreign countries to perform labor in the United States in or upon any new industry not at present established in the United States: Provided, that skilled labor for that purpose cannot be otherwise obtained; nor shall the provisions of this act apply to professional actors, artists, lecturers or singers, nor to persons employed strictly as personal or domestic servants: Provided, that nothing in the act shall be construed as prohibiting any individual from assisting any member of his family to migrate from any foreign country to the United States for the purpose of settlement here, nor to ministers of any religious denomination, nor persons belonging to any recognized profession, nor professors for colleges and seminaries.

Sections 6 and 7 (added by the acts of 1886-1887) charge the secretary of the treasury with the duty of executing the provisions of the act. Section 8 (added by acts of 1886-1887) provides that all persons included in the prohibitions in this act upon arrival shall be sent back to the nations whence they came, the expense to be borne by the owners of the vessels on which they came. An amendment adopted in the act of 1887-1888 authorizes the secretary of the treasury, in case he is satisfied that an immigrant has been allowed to land contrary to the prohibition of the alien contract law, to cause such immigrant within the period of one year after landing or entry, to be taken into custody and returned to the country whence he came. (See immigration act of 1907 subjoined.) Another amendment authorizes the secretary of the treasury to pay to an informer who furnishes information that the law has been violated such a share of the penalties recovered as he may deem reasonable, not exceeding 50 per cent.

By the act of March 3, 1891, it is provided that it shall be deemed a violation of the act of Feb. 26,

1855, to assist or encourage the importation or migration of any alien by promise of employment through advertisements printed and published in any foreign country, and any alien coming to this country in consequence of such advertisement shall be treated as coming under a contract. This, however, does not apply to states and state immigration bureaus advertising the inducements they offer for immigration to such states.

IMMIGRATION ACT OF 1907.

The immigration act of Feb. 20, 1907, practically embodies in its provisions all the earlier alien contract labor enactments, and also the provisions relating thereto in the immigration law of March 3, 1903. In section 2 it includes among the excluded classes "persons hereinafter called contract laborers, who have been induced or solicited to migrate to this country by offers or promises of employment or in consequence of agreements, oral, written or printed, express or implied, to perform labor in this country of any kind, skilled or unskilled; those who have been, within one year from the date of application for admission to the United States, deported as having been induced or solicited to migrate as above described. * * * Provided, that skilled labor may be imported if labor of like kind unemployed cannot be found in this country; And provided further, that the provisions of this law applicable to contract labor shall not be held to exclude professional actors, artists, lecturers, singers, ministers of any religious denomination, professors for colleges or seminaries, persons belonging to any recognized learned profession, or persons employed strictly as personal or domestic servants."

Section 4 of the same act provides that it shall be a misdemeanor for any person, company, partnership or corporation, in any manner whatsoever, to prey the transportation or in any way to assist or encourage the importation or migration of any contract laborer or contract laborers into the United States, unless such contract laborer or contract laborers are exempted under the last two provisions contained in section 2 of this act.

Section 5 provides that for every violation of any of the provisions of section 4 of this act the persons, partnerships, company or corporation violating the same, by knowingly assisting, encouraging or soliciting the migration or importation of any contract laborer into the United States, shall forfeit and pay for every such offense the sum of \$1,000, which may be sued for and recovered by the United States or by any person who shall first bring his action therefor in his own name and for his own benefit, including any such alien thus promised labor or service of any kind, as debts of like amount are now recovered in the courts of the United States, and separate suits may be brought for each alien thus promised labor or service of any kind. And it shall be the duty of the district attorney of the proper district to prosecute every such suit when brought by the United States.

Section 6 provides that it shall be unlawful and be deemed a violation of section 4 of this act to assist or encourage the importation or migration of any alien by promise of employment through advertisements printed and published in any foreign country, and any alien coming to this country in consequence of such an advertisement shall be treated as coming under promise or agreement as contemplated in section 2 of this act, and the penalties imposed by section 5 of this act shall be applicable to such a case: Provided, that this section shall not apply to states or territories, the District of Columbia or places subject to the jurisdiction of the United States advertising the inducements they offer for immigration thereto, respectively.

Section 7 provides that no transportation company or owner or owners of vessels or others engaged in transporting aliens into the United States, shall, directly or indirectly, either by writing, printing or oral representation, solicit, invite or encourage the immigration of any aliens into the United States, but this shall not be held to prevent transportation companies from issuing letters, circulars or advertisements stating the sailings of their vessels and terms and facilities of transportation

therein. For a violation of this provision, any such transportation company, and any such owner or owners of vessels, and all others engaged in transporting aliens into the United States, and the agents by them employed, shall be severally subjected to the penalties imposed by section 5 of this act.

Section 8 provides that any person, including the master, agent, owner or consignee of any vessel, who shall bring into or land in the United States, by vessel or otherwise, or who shall attempt, by himself or through another, to bring into or land in the United States, by vessel or otherwise, any alien not duly admitted by an immigrant inspector or not lawfully entitled to enter the United States shall be deemed guilty of a misdemeanor, and shall on conviction be punished by a fine not exceeding \$1,000, or by imprisonment for a term not exceeding two years, or by both such fine and imprisonment for each and every alien so landed or brought in or attempted to be landed or brought in.

Section 20 provides that any alien who shall enter the United States in violation of law shall, upon the warrant of the secretary of commerce and labor, be taken into custody and deported to the country whence he came at any time within three years after the date of his entry into the United States. Such deportation, including one-half of the entire cost of removal to the port of deportation, shall be at the expense of the contractor, procurer or other person by whom the alien was unlawfully induced to enter the United States, or, if that cannot be done, then the cost of removal to the port of deportation shall be at the expense of the "immigrant fund," and the deportation from such port shall be at the expense of the owner or owners of such vessel or transportation line by which such aliens respectively came. Pending the final disposition of the case of any alien taken into custody he may be released on a bond of \$500.

COURT DECISIONS.

The act of Feb. 26, 1885, is constitutional as regulating commerce with foreign nations; the offense of assisting the immigration of a laborer under contract to work here is not complete until such alien has entered the territory of the United States and a civil action for the penalty prescribed by section 3 will lie in the district in which he enters, or in any other district in which the defendant may be found. (U. S. Circuit court, eastern district of Michigan, 1886; U. S. Circuit court, southern district of New York, 1890; Florio case.)

This act (Feb. 26, 1885,) clearly forbids the immigration of an alien who is under contract to labor in the United States. Such an immigrant may be prevented from landing under a decision of the collector, finding the facts which under the statute forbid his coming. Such decision, if rendered upon competent evidence, is conclusive and cannot be reviewed on a judicial review on habeas corpus. An immigrant coming bound by a contract to labor on an ordinary dairy farm is not a person excepted by section 5 from the provisions of the law. (U. S. Circuit court, southern district of New York, 1887; Cummings case.)

A woman who engages as a milliner is not a "professional artist" within the meaning of the law. (U. S. Circuit court, southern district of New York, 1889; Thompson case.)

This act does not apply to a contract between an alien, residing out of the United States, and a religious society incorporated under the laws of a state, whereby he engages to remove to the United States and to enter the service of the society as its rector or minister. (U. S. Supreme court, 1891; Church of Holy Trinity case.)

In order to sustain a suit under this act for the recovery of the penalty authorized by the same the contract or agreement must be one made previous to the importation or migration of the alien or foreigner claimed to have been imported in violation of the act. The mere proposal made by an alien to a person within the United States to come here and enter the service of such person on condition that transportation be furnished, followed by prepayment of his passage money to enable him to come to the United States, coupled with the promise, "We can give you steady work and have places for six or eight more smelters if they want to

come," and followed by the arrival of the alien at a port in the United States, does not constitute such a contract. (U. S. Circuit Court of Appeals, eighth circuit, 1891; Edgar case.)

Neither the prepayment of transportation, nor the assisting or encouraging in any wise the importation of an alien, is a violation of this act (Feb. 26, 1885,) without the contract or agreement, made previous to the importation or migration, binding the alien to perform labor or service in the United States, its territories or the District of Columbia. (U. S. Circuit Court of Appeals, 1893; Moller case.)

An "under coachman," whose principal duties are to drive the horses when his employer or any of the family go out in carriages, and who boards with his employer's coachman, is a "personal or domestic servant" within the meaning of the law. (U. S. Circuit court, southern district of New York, 1894; Howard case.)

The acts regulating immigration, existing when chapter 551, acts of 1890-1891, was passed, refer to aliens who are imported into or who migrate to this country, and do not exclude a person already resident here, though not naturalized, who temporarily departs with the intention to return. (U. S. Circuit court, southern district of New York, 1894; Martorelli case.)

The action of the secretary of the treasury in ordering the deportation of immigrants who have arrived within a year, on the ground that they were landed in violation of the contract labor laws, cannot be reviewed or questioned in the courts, and hence there is no jurisdiction to discharge them on writs of habeas corpus when held in custody by immigrant inspectors for the purpose of deportation pursuant to an order of the secretary. (U. S. Circuit Court of Appeals, fifth circuit, Florida, 1895; Arteago case.)

This act, prohibiting the importation of aliens under contract to perform labor in the United States, is constitutional. (U. S. Supreme court, 1893; Lees case.)

OPINIONS OF U. S. ATTORNEY-GENERAL.

Geronimo Garcia arrived at New Orleans, La., Aug. 5, 1907, from Havana, Cuba, his passage having been paid by an agent of the Louisiana state board of agriculture out of funds appropriated by the state legislature. He was assured that employment as a farm laborer would be secured for him on his arrival in Louisiana, the expectation being that he would return within a year the money advanced for his passage. The attorney-general, whose opinion was asked by the secretary of commerce and labor, held that the promise to him of employment brought him within the classes of aliens excluded by the act of 1907. "There is," he said, "no exception in favor of a state in reference to specific promises of employment to individual immigrants."

An inquiry was submitted by the secretary of commerce and labor to the attorney-general on the subject of the admission of two lithographic artists coming from Germany. An agent of a lithographic company in New York made the contract abroad and prepaid the passage of the persons in question. They were detained as violators of the contract labor law. The attorney-general deemed it unnecessary to determine whether they were "artists" within the meaning of the law, but in his opinion they were clearly entitled to admission under the proviso that "skilled labor may be imported if labor of like kind unemployed cannot be found in this country," it having been shown that for many years there had been a scarcity of men here capable of giving the skilled service required of lithographic artists.

UNITED STATES GEOGRAPHIC BOARD.

The United States geographic board passes on all unsettled questions concerning geographic names which arise in the departments of the government, as well as determining, changing and fixing place names within the United States and its insular possessions. The decisions of the board are to be accepted by all departments as standard authority. The board has advisory powers with respect to the preparation of maps in the various offices and bureaus of the government.

THE CONTROLLER BAY CONTROVERSY.

The elimination of 12,800 acres from the Chugach national forest in Alaska by an executive order dated Oct. 28, 1910, led to the charge in the spring of 1911 that this step was a blunder which would probably result in the Morgan-Guggenheim syndicate obtaining a monopoly in the transportation of coal from the rich Alaskan fields, through securing the only remaining available outlet to the sea. The matter was made the subject of an official inquiry, the senate of the United States adopting a resolution June 27, 1911, calling upon the president for all documents and other information relating to the elimination of national forest land fronting on Controller bay and the applications of the Controller Railway and Navigation company for rights of way or confirmation of its maps of rights of way or harbor rights in or near Controller bay or upon the lands eliminated from the Chugach national forest.

July 26 President Taft sent to the senate a special message in which he gave the information called for. After quoting the resolution of the senate and the executive order of Oct. 28, 1910, eliminating 12,800 acres from the Chugach national forest as not being chiefly valuable for national forest purposes, the president described Controller bay as upward of twenty miles in length, five or six miles in width and landlocked by a number of islands. The bay was for some time supposed to be too shallow for navigation, but in 1907 a channel was discovered, which passed from the ocean to the southeast of the island of Kunaka and curving into the bay extended southeasterly some seven miles. Further investigation showed that for a distance of six miles the frontage of Controller bay was on deep water, to be reached by trestles of ordinary length.

"All the territory surrounding Controller bay," contained in the message, "was included in the Chugach forest reservation in 1909 by a proclamation of President Roosevelt. The importance of Controller bay is that it lies about twenty-five miles from very valuable coal deposits known as the Bering coal fields. Katala bay is to the west of Controller bay and almost immediately adjoins it. It is an open roadstead, upon the shore of which an attempt was made by the Morgan-Guggenheim syndicate to establish a railway terminal, and thence to build a road to the Bering coal fields, already mentioned. The attempt failed for the reason that the breakwater protecting the terminals was destroyed by storms and the terminals became impracticable. Some fifty miles or more farther west of Katala bay is the mouth of the Copper river, where there is an excellent harbor, on which is the town of Cordova. There the Copper River railroad, owned by the Morgan-Guggenheim interests, has its terminals, and the line runs to the northeast along the Copper river and has nearly reached certain rich copper mines in the interior. A branch from this main line is projected to the Bering coal fields and is feasible."

Reference was made to the fact that Mr. Tittman, superintendent of the coast survey, considered Controller bay to be of great value and suggested that it be maintained as a naval reservation because of its proximity to the coal fields. The director of the geological survey, to whom the suggestion was referred, reported that the harbor was not as good for naval purposes as one already selected, but he thought private capital ought to be encouraged to construct a railway from the channel over the mud flats to the shore and thence to the coal fields. In December, 1909, Richard S. Ryan, representing the Controller Railway and Navigation company, applied to Mr. Pinchot, the then forester, for an elimination from the Chugach forest reserve of a tract of land to enable his company to secure railroad terminals, bunkers, shops, etc., upon the northeast shore of Controller bay. This application was referred to the district forester at Portland, Ore., and by him to the forester in Alaska. Early in 1910 Mr. Graves, who had then become forester, reported that there was no objection from the standpoint of forestry to the elimination of the tract indicated, or of 18,000 acres on the northeast shore of Controller bay.

"The matter," said the message, "was considered by the forestry bureau, by the secretary of

agriculture, by the secretary of the interior and by the general land office, and the result was a recommendation to me in May, 1910, that an elimination be made of 320 acres, with a frontage of 160 rods, on the northeast shore of Controller bay. I entertained some question about the matter, and stated my objections at a cabinet meeting. Thereafter, some time in June, I had an interview with Richard S. Ryan, the promoter of the Controller Railway and Navigation company, to whom the secretary of the interior had stated my objections, which led to Ryan's sending a communication to the secretary of the interior under date of July 13, 1910. This letter was, in the secretary's absence, sent by the department to me at once. I considered the whole case in August, 1910, and directed that the 320 acres, recommended by both departments, be eliminated. Nothing was done, however, in the matter until my return to Washington in October, 1910, when a formal order, which had been drawn in the interior department and was subsequently specifically approved by the secretary of agriculture and returned to the interior department, was submitted by me to the acting secretary of the interior, with the approval of that department. (This order eliminated 320 acres only.)

"The question finally came before the cabinet late in October. After a full discussion of the matter, and after a consideration of the law, I expressed dissatisfaction with the order because it purported on its face to make the elimination for the benefit of a railroad company of a tract of land which the company could not secure under the statute, for it was a tract of 320 acres in one body when only 160 acres could be thus acquired. In the second place, I preferred to make a much larger elimination of a tract facing the entire channel and with sufficient room for a railway terminal to be built to the shore, because of the fact that the restrictions in the law sufficient to prevent the possibility of any monopoly of either the upland or the harbor or channel by the Controller Railway and Navigation company or any other persons or company. For lack of time sufficient to draft a memorandum myself, I requested the secretary of the interior, who, with the secretary of agriculture, after full discussion, had agreed in my conclusion, to prepare a letter setting forth the reasons for making the larger elimination, so that it might become a part of the record.

"It had been originally suggested by the forestry bureau that 18,000 acres might safely be eliminated, so far as forestry purposes were concerned, but fear had been expressed by one of the district foresters that such a large elimination would offer an opportunity to the company to use land scrip and acquire title to extensive town sites, and the result of the joint consideration of both departments had been the reduction to 320 acres.

"I wish to be as specific as possible upon this point and to say that I alone am responsible for the enlargement of the proposed elimination from 320 acres to 12,800 acres, and that while I proposed the change and stated my reasons therefor, and while both secretaries cordially concurred in it, the suggestion was mine."

The president in his message then pointed out that Mr. Ryan had been properly vouched for and that he had produced letters showing that the company he represented had expended \$75,000 in preparations for the building of a railroad from Controller bay to the coal fields, but that it was obstructed in doing so by the order establishing the Chugach forest reserve, which covered all of the Controller bay shore. Mr. Ryan had given every assurance that Messrs. Morgan and Guggenheim had no connection with this company, which was engaged in an independent enterprise in good faith to build an independent railroad.

"Of course," continued the message, "it was possible that the owners of the Copper River Railway company might attempt to buy this railroad when, and if, it was built. It was possible that Mr. Ryan was acting in the interests of the Copper River railroad, although I did not believe it; but whether this was true or not it was clear that the order of elimination, by reason of the restrictions of the act of congress hereafter explained, would not permit

the owners of either railroad to shut out any other capitalists who might desire to construct a railroad from the channel of Controller bay to the coal fields, and if by this order we could secure the construction of a railroad from Controller bay to the coal fields it would be a distinct step in the useful development of Alaska. The rates of freight for coal to be charged, of course, would always be subject to congressional control, and, if government ownership seemed a wise policy under the peculiar circumstances, ample land for right of way, harbor frontage and terminals must always remain available under the law for government use, or, if it is preferred to take over to the government a railway built by private enterprise, condemnation is easy."

The president referred to the federal statutes giving authority for the location of railroads and the acquisition of a right of way over public lands in Alaska, including forest reservations. He also cited previous eliminations from forest reserves of water front lands at Cordova (now Cordova) and Valdez. Attention was called to the fact that the Copper River railway, owned by the Merzan-Guggenheim syndicate, had established its terminals at Cordova, and that it proposed to build a branch line to the coal fields. That company would not therefore be interested in building a direct line to Controller bay, where it would be necessary for it to duplicate the terminal facilities it already had at Cordova on a better harbor and where coal was not the only commodity seeking transportation.

"If a railroad," said the president, "was to be constructed from Controller bay to the Bering coal fields it was perfectly evident that there must be a terminal town on the shore of Controller bay, and I was therefore glad and anxious to throw it open to entry and settlement as one important step in encouraging railroad settlement. I was certain that congress had provided, in the statutes affecting the entry and settlement of land in Alaska, limitations which would prevent the possibility of the exclusive appropriation of the harbor and channel of Controller bay or its shores or upland to any one railroad. This I propose now to show.

"The only practicable method for securing title from the government in such a tract as this after its elimination is by use of what is called 'soldiers' additional homestead right' evidenced by scrip. The statutory limitations upon this method of acquiring title are threefold:

"First. No more than 160 acres can be entered in any single body by such scrip.

"Second. No location of scrip along any navigable waters can be made within a distance of eighty rods of any lands already located along such waters. No entry can be allowed extending more than 160 rods along the shore of any navigable water and along such shore a space of at least eighty rods must be reserved from entry between all such claims. Moreover, the statute expressly provides that a roadway sixty feet in width, parallel to the shore line as near as may be practicable, shall be reserved for the use of the public as a highway.

"Third. Nothing in the act contained is to be construed to authorize entries to be made or title to be acquired to the shore of any navigable waters within said district.

"Under the first limitation the navigation company and every other person is prevented from locating more than 160 acres in one body. By the construction of the land department, as shown in the record, this requires a separation between any two entries by the same person or in the same interest of a tract of forty acres. This would prevent the possibility of any one person or any one interest acquiring an entire tract like that of the 12,500 acres.

"The second limitation is important in that it prevents the entry of claims at any point on the shore greater in frontage than half a mile and requires that between the one and the next claim there shall be a frontage reserved and kept in public control of a quarter of a mile. The consequence is that in the seven miles of the frontage of this eliminated tract there must be reserved for government control and use and such disposition as congress may see fit to make, and free from private appropriation, a frontage of about two and

three-quarters miles and so distributed along the shore in frontages of eighty rods as to make certain a public frontage of this width having all the advantage that any private frontage can have. * * *

"Since the executive order was issued, Oct. 25, 1910, there have been four locations under soldiers' scrip—three of them of 160 rods each along the bay, separated by two divisions of eighty rods, dated Nov. 1, Nov. 10 and Nov. 11, 1910, respectively. I shall assume that all of them are in the interest of the Controller Railway and Navigation company. None of them has been approved or passed to patent, but I shall assume that they can be passed to valid patent. Where the fourth one, dated March 11, 1911, is, does not appear, but it is understood to front 160 rods on the bay shore on the east side of the Campbell river. In addition, upon one of the eighty rod intervals, there is filed what is termed a terminal railroad claim of forty acres covering the entire frontage of eighty rods. This was scrip Dec. 14, 1910, after the location of the two scrip entries which it connects. It is plainly invalid because placed on the interval of eighty rods expressly reserved by statute for the public.

"Of the shore frontage unlocated which may be appropriated by scrip, there remain six frontages of 160 rods each on the shore of the tract opened by the executive order, facing the bay and channel, and in addition about two and three-fourths miles of frontage distributed in eleven eighty rod strips, subject to public use and the disposition of congress. There is thus ample room for many other railroads to reach high water mark on Controller bay, and there to acquire tracts for terminals."

The president further pointed out that there was a third reason why the opening of this tract to settlement and limited private appropriations could not lead to a monopoly in the Controller Railway and Navigation company or any one else. This was the fact that the distance from the dry or shore land—the line of high water mark—to the line of low water mark was between two and three miles and the distance to deep water a mile farther, making it necessary, if a harbor were to be reached and used, to construct a trestle three or four miles long. This tidal flat was owned by the United States, and the acquisition under the public land laws of tracts on the shore abutting these tidal flats gave no right or title to the flats.

"The order," continued the message, "has been criticised because it was not in the form of a proclamation instead of an order. * * * The fact is that in law there is in effect no difference between a proclamation and an executive order. In practice the same publicity is given to each."

The president declared that the charge that the order was secret and that while it was made in October, 1910, no one knew of it until April, 1911, was utterly unfounded. It was announced at the time it was issued by various special correspondents and also by The Associated Press.

"Before closing," said the president, "I desire to allude to a circumstance which the terms of this resolution make pertinent and relevant. It is a widely published statement attributed to a newspaper correspondent that in an examination of the files of the interior department a few weeks ago a postscript was found attached to a letter of July 13, 1910, addressed by Richard S. Ryan to Secretary Ballinger, urging the elimination of land enough for terminals for the Controller Railway and Navigation company. The postscript was said to read as follows:

"Dear Dick: I went to see the president the other day. He asked me who it was I represented. I told him, according to our agreement, that I represented myself. But this didn't seem to satisfy him. So I sent for Charlie Taft and asked him to tell his brother, the president, who he was really represented. The president made no further objection to my claim. DICK."

This postscript the president denounced as a wicked fabrication, utterly without foundation in fact. Its only significance, he said, was the light it threw on the bitterness and venom of some of those who took active part in every discussion of Alaskan issues.

WHAT TRAVELERS MAY BRING TO AMERICA.

[Treasury department's "Notice to Passengers," March 14, 1911.]

Paragraph 709, appearing in the free list of the present tariff act, governing passengers' baggage, is as follows:

"Wearing apparel, articles of personal adornment, toilet articles and similar personal effects of persons arriving in the United States; but this exemption shall only include such articles as actually accompany and are in the use of, and as are necessary and appropriate for the wear and use of such persons, for the immediate purposes of the journey and present comfort and convenience, and shall not be held to apply to merchandise or articles intended for other persons or for sale; provided, that in case of residents of the United States, returning from abroad, all wearing apparel and other personal effects taken by them out of the United States to foreign countries shall be admitted free of duty, without regard to their value, upon their identity being established, under appropriate rules and regulations to be prescribed by the secretary of the treasury, but no more than \$100 in value of articles purchased abroad by such residents of the United States shall be admitted free of duty upon their return."

RESIDENTS OF THE UNITED STATES.

Residents of the United States must declare all articles which have been obtained abroad by purchase or otherwise, whether used or unused, and whether on their persons, in their clothing, or in their baggage. The foreign value of each article, stated in United States money, must also be declared.

Articles taken from the United States and remodeled, repaired or improved abroad must be declared and the cost of such remodeling, repairing or improving must be separately stated.

The following articles are dutiable:

Household effects, including books, pictures, furniture, tableware, table linen, bed linen and other similar articles, unless used abroad by the owner for a period of a year or more.

Goods in the piece.

Articles of any nature intended for sale or for other persons.

The following articles are free if under \$100 in value and if necessary for comfort and convenience for the purposes of the journey and not for sale nor for other persons:

Clothing.

Toilet articles, such as combs, brushes, soaps, cosmetics, shaving and manicle sets, etc.

Personal adornments, jewelry, etc.

Similar personal effects, which may include cameras, canes, fishing tackle, glasses (field, opera, marine), golf sticks, guns, musical instruments, parasols, topographs, snokers' articles, steamer rugs and shawls, toys, trunks, valises, etc.

Clothing and other personal effects taken out of the United States by the passenger if not increased in value or improved in condition while abroad. If increased in value or improved in condition, they are dutiable on the cost of the repairs.

The above lists of articles which are dutiable and nondutiable are stated for the assistance of passengers and are not exhaustive. All articles are dutiable unless specifically exempted by law.

Pack in one trunk, if practicable, all dutiable articles.

Receipted bills for foreign purchases should be presented whenever possible.

Use does not exempt from duty wearing apparel or other articles obtained abroad, but such articles will be appraised at their value in the condition as imported, due allowance being made for depreciation through wear and use.

NONRESIDENTS OF THE UNITED STATES.

Nonresidents of the United States are entitled to bring in free of duty, without regard to the \$100 exemption, such articles as are in the nature of wearing apparel, articles of personal adornment, toilet articles and similar personal effects, necessary and appropriate for their wear and use for the purposes of the journey and present comfort and

convenience and which are not intended for other persons or for sale.

Citizens of the United States or persons who have at any time resided in this country shall be deemed to be residents of the United States unless they shall have abandoned their residence in this country and acquired an actual bona fide residence in a foreign country.

Such citizens or former residents who desire the privileges granted by law to nonresidents must show to the satisfaction of the collector's representative on the pier, subject to the collector's approval, that they have given up their residence in the United States and that they have become bona fide residents of a foreign country.

The residence of a wife follows that of the husband, and the residence of a minor child follows that of its parents.

GOODS OTHER THAN PERSONAL EFFECTS.

Household effects of persons or families from foreign countries will be admitted free of duty only if actually used abroad by them not less than one year, and if not intended for any other person, nor for sale. Such effects should be declared whether the passenger be a resident or a nonresident of the United States.

Articles intended for use in business or for other persons, theatrical apparel, properties and scenery, must be declared by passengers, whether residents or nonresidents.

CIGARS AND CIGARETTES.

All cigars and cigarettes must be declared. Each passenger over 15 years of age may bring in free of duty 50 cigars or 200 cigarettes if for the bona fide use of such passenger. Such cigars and cigarettes will be in addition to the articles included within the \$100 exemption.

BAGGAGE DECLARATIONS.

The law provides that every person entering the United States shall make a declaration and entry of his or her personal baggage. The law further requires that the values of articles shall be determined by customs officers, irrespective of the statements of passengers relative thereto.

It will thus be seen that there is no discourtesy in the requirement that both a declaration and an independent appraisal shall be made. Taken together, these requirements place the passenger in the same position as any other importer of merchandise.

Passengers should observe that on the sheet given them there are two forms of declarations; the one printed in black is for residents of the United States; the one in red, for nonresidents.

The exact number of pieces of baggage, including all trunks, valises, boxes, packages and hand bags of any description accompanying the passenger, must be stated in the declaration.

The senior member of a family, present as a passenger, may make declaration for the entire family.

Ladies traveling alone should state that fact in their declarations in order that an expeditious examination of their baggage may be made.

When the declaration is prepared and signed, the coupon at the bottom of the form must be detached and retained by the passenger, and the form given to the officer of the ship designated to receive the same. A declaration spoiled in its preparation must not be destroyed, but turned over to the purser, who will furnish a new blank one to the passenger.

After all the baggage and effects of the passenger have been landed upon the pier, the coupon which has been retained by the passenger must be presented at the inspector's desk, whereupon an inspector will be detailed to examine the baggage. Passengers must acknowledge in person, on the pier, their signature to their declarations.

Examination of any baggage may be postponed if the passenger requests the officer taking his declaration to have it sent to the appraiser's store.

Passengers must not deduct the \$100 exemption in making out their declarations. Such deductions will be made by customs officers on the pier.

CONTESTED VALUATION.

Passengers dissatisfied with values placed upon dutiable articles by the customs officers on the pier may demand a re-examination, but application therefor should be immediately made to the officers there in charge. If for any reason this course is impracticable, the packages containing the articles should be left in customs custody and application for reappraisal made to the collector of customs, in writing, within ten days after the original appraisement. No request for reappraisal can be entertained after the articles have been removed from customs custody.

MISCELLANEOUS PROVISIONS.

Currency (or certified checks after June 1, 1911.) only can be accepted in payment of duties, but, upon request, baggage will be retained on the piers for twenty-four hours to enable the owner to secure currency or certified checks.

The offering of gratuities or bribes to customs officers is a violation of law. Customs officers who accept gratuities or bribes will be dismissed from the service and all parties concerned will be liable to criminal prosecution.

Discourtesy or incivility on the part of customs officers should be reported to the collector at the custom house, to the deputy collector or the deputy surveyor at the pier, or to the secretary of the treasury.

RELATIVES OF KING GEORGE V.

King George V. of England is closely connected by birth or marriage with the monarchs of Germany, Russia, Norway, Sweden, Denmark, Spain and Greece.

1. Emperor William of Germany is a first cousin; his mother, the late Empress Frederick of Germany, was a sister of King Edward.

2. Both the czar and the zarina of Russia are related to King George. The czar's mother, the dowager empress of Russia, is a sister of Queen Alexandra, and Nicholas II. and George V. are, therefore, first cousins. The zarina is also a cousin. She was the Princess Alix of Hesse, a daughter of the late Princess Alice, sister of King Edward.

3. The king and queen of Norway are brother-in-law and sister of King George. The queen was the Princess Maud of Wales, King Edward's youngest daughter. King Haakon is also a cousin of King George, being a grandson of the late King Christian IX. of Denmark, Queen Alexandra's father.

BAGGAGE FOR TRANSPORTATION IN BOND.

Baggage intended for delivery at ports in the United States other than the port of arrival, or in transit through the United States to a foreign country, may be forwarded tuncro without the assessment of duty at the port of arrival, by the various railroads and express companies, whose representatives will be found on the pier.

Passengers desiring to have their baggage forwarded in bond should indicate such intention and state the value thereof in their declarations before any examination of the baggage has been made.

SEALSKIN GARMENTS.

An act of congress of 1897, as amended in 1910, expressly forbids the importation into the United States of garments made in whole or in part of the skins of seals taken in the waters of the Pacific ocean; and unless the owner is able to establish by competent evidence and to the satisfaction of the collector that the garments are not prohibited, they cannot be admitted.

PENALTY FOR NOT DECLARING ARTICLES OBTAINED ABROAD.

Under sections 2802 and 2032 of the revised statutes of the United States articles obtained abroad and not declared are subject to seizure, and the passenger is liable to criminal prosecution.

4. Queen Victoria of Spain is a daughter of Princess Henry of Battenberg, the late King Edward's youngest sister, and is, therefore, a cousin of King George.

5. King George of Greece is a brother of Queen Alexandra, and an uncle of King George.

6. The crown prince of Sweden is married to Princess Margaret of Connaught, a cousin of King George.

7. Frederick Augustus III., king of Saxony, is a third cousin of King George.

8. Manuel II. of Portugal is also a third cousin through his descent from Prince Ferdinand of Saxe-Coburg and Gotha, a first cousin of Queen Victoria.

9. King Albert of Belgium is distantly related through his father, who was a great uncle of King Edward.

10. King Ferdinand of Bulgaria is another cousin, several times removed, through his grandfather, the late Prince Augustus of Saxe-Coburg and Gotha.

BATTLE WITH BURGLARS IN LONDON.

London, England, was the scene of a remarkable fight between two burglars on the one hand and a large force of police and soldiers on the other, early on the morning of Jan. 3, 1911. On the night of Dec. 16 previously the police interrupted an attempted burglary in a jewelry shop in Houndsditch and in the fight which followed three of the policemen and a burglar were mortally wounded. Discoveries were made which convinced the authorities that the thieves were anarchists, and three Russians were arrested on suspicion. Further investigation caused the police to believe that the headquarters of the gang were in a house in Sidney street. This place was surrounded at an hour when it was thought the inmates would be asleep, but

when the police attempted to enter they were fired upon. Then a battle lasting several hours followed, in which 1,500 police, a company of Scots guards, a battery of horse artillery and a fire brigade took part. Home Secretary Churchill and thousands of spectators watched the fight, which terminated only when the building occupied by the desperadoes caught fire and was consumed. "Peter the Painter" and "Dutch Fritz," the reputed burglars and anarchists, went down in the flames and only their charred remains were recovered. Though hundreds of shots were fired only one police officer was seriously wounded. Several spectators were slightly injured by spent bullets.

AROUND THE WORLD IN FORTY DAYS.

Andre Jager-Schmidt of the Paris Illustrated Daily Excelsior started from Paris at 1:45 p. m. July 17, 1911, in an effort to lower the time around the globe made by M. Stiegler of the Matin, who used sixty-three days. M. Jager-Schmidt's route lay to Moscow and hence to Vladivostok. From the latter place he proceeded by steamer to Yokohama, whence he sailed for Vancouver, taking

there a train for Montreal and going thence to New York, where he arrived Aug. 18. On the following day he sailed on the Olympic for Cherbourg, where he arrived Aug. 25. Leaving for Paris on the same day he arrived at his starting point at 9 a. m. Aug. 26, having consumed 39 days 13 hours 43 minutes 37½ seconds in gridding the earth.

STORM AT CHARLESTON, S. C.

Fifteen lives were lost and property valued at \$1,000,000 was destroyed in a storm which visited Charleston, S. C. Sunday night and Mouday, Aug. 27-28, 1911. At the height of the gale the wind reached a velocity of ninety-four miles an hour

and the tide rose eight feet at the battery in front of the city. Great damage was done in the harbor and the streets were strewn with debris. Several of the fatalities occurred through drowning.

COPYRIGHT LAWS OF THE UNITED STATES.

Approved March 4, 1909.

The act to amend and consolidate the acts respecting copyright, in force July 1, 1909, provides that any person entitled thereto, upon complying with the provisions of the law, shall have the exclusive right (a) to print, reprint, publish, copy and vend the copyrighted work; (b) to translate the copyrighted work or make any other version of it if it be a literary work; to dramatize it if it be a nondramatic work; to convert it into a novel or other nondramatic work if it be a drama; to arrange or adapt it if it be a musical work; to finish it if it be a model or design for a work of art; (c) to deliver or authorize the delivery of the copyrighted work if it be a lecture, sermon, address or similar production; (d) to perform the copyrighted work publicly if it be a drama or, if it be a dramatic work and not reproduced in copies for sale, to vend the manuscript or any record thereof; to make or to procure the making of any transcription or record thereof by which it may in any manner be exhibited, performed or produced, and to exhibit, perform or produce it in any manner whatsoever; (e) to perform the copyrighted work publicly for profit if it be a musical composition and for the purpose of public performance for profit and to make any arrangement or setting of it in any system of notation or any form of record in which the thought of an author may be read or reproduced.

So far as they secure copyright controlling the parts of instruments serving to reproduce mechanically the musical work the law includes only compositions published after the act went into effect; it does not include the works of a foreign author or composer unless the country of which he is a citizen or subject grants similar rights to American citizens. Whenever the owner of a musical copyright has used or permitted the use of the copyrighted work upon the part of instruments serving to reproduce mechanically the musical work, any other person may make a similar use of the work upon the payment to the owner of a royalty of 2 cents on each such part manufactured. The reproduction or rendition of a musical composition by or upon coin-operated machines shall not be deemed a public performance for profit unless a fee is charged for admission to the place where the reproduction occurs.

The works for which copyright may be secured include all the writings of an author.

The application for registration shall specify to which of the following classes the work in which copyright is claimed belongs:

- (a) Books, including composite and encyclopedic works, directories, gazetteers and other compilations.
- (b) Periodicals, including newspapers.
- (c) Lectures, sermons, addresses, prepared for oral delivery.
- (d) Dramatic or dramatic-musical compositions.
- (e) Musical compositions.
- (f) Maps.
- (g) Works of art; models or designs for works of art.
- (h) Reproductions of a work of art.

(i) Drawings or plastic works of a scientific or technical character.

- (j) Photographs.
- (k) Prints and pictorial illustrations.

These specifications do not, however, limit the subject matter of copyright as defined in the law nor does any error in classification invalidate the copyright protection secured.

Copyright extends to the work of a foreign author or proprietor only in case he is domiciled in the United States at the time of the first publication of his work or if the country of which he is a citizen grants similar copyright protection to citizens of the United States.

Any person entitled thereto by the law may secure copyright for his work by publication thereof with the notice of copyright required by the act, and such notice shall be affixed to each copy published or offered for sale in the United States. Such person may obtain registration of his claim to copyright by complying with the provisions of the act, including the deposit of copies, whereupon the register of copyrights shall issue to him a cer-

tificate as provided for in the law. Copyright may also be had of the works of an author of which copies are not reproduced for sale by the deposit with claim of copyright of one complete copy, if it be a lecture or similar production, or a dramatic or musical composition; of a photographic print if it be a photograph, or of a photograph or other identifying reproduction thereof if it be a work of art or a plastic work or drawing.

After copyright has been secured there must be deposited in the copyright office in Washington, D. C., two complete copies of the best edition thereof, which copies, if the work be a book or periodical, shall have been produced in accordance with the manufacturing provisions of the act, or if such work be a contribution to a periodical for which contribution special registration is requested one copy of the issue or issues containing such contribution. Failure to deposit the copies within a given time after notice from the register of copyrights makes the proprietor of the copyright liable to a fine of \$100 and twice the retail price of the work, and the copyright becomes void.

The text of all books and periodicals specified in paragraphs (a) and (b) above, except the original text of a book of foreign origin in a language other than English, must in order to secure protection be printed from type set within the limits of the United States, either by hand, machinery or other process, and the printing of the text and the binding of the books must also be done within the United States. An affidavit of such manufacture is required.

The notice of copyright required consists either of the word "copyright" or the abbreviation "copr.," accompanied by the name of the copyright proprietor, and if the work be a printed literary, musical or dramatic work, the notice must also include the year in which the copyright was secured by publication. In the case, however, of copies of works specified in paragraphs (f) to (k) inclusive (given above) the notice may consist of the letter C inclosed within a circle, accompanied by the initials, monogram, mark or symbol of the copyright proprietor, provided his name appears elsewhere on the copies. In the case of a book or other printed publication the notice shall be applied on the title page or on the page immediately following, or if a periodical either upon the title page or upon the first page of text of each separate number or under the title heading; or if a musical work upon its title page or the first page of music.

Where the copyright proprietor has sought to comply with the law with respect to notice the omission of such notice by mistake from a particular copy or copies shall not invalidate the copyright or prevent recovery for infringement against any person who, after actual notice of the copyright, begins an undertaking to infringe it, but shall prevent the recovery of damages against an innocent infringer who has been misled by the omission of the notice.

In the case of a book in English published abroad before publication in this country, the deposit in the copyright office within thirty days of one copy of the foreign edition, with a request for the reservation of the copyright, secures for the author or owner an ad interim copyright for thirty days after such deposit is made.

The copyright secured by the act endures for twenty-eight years from the date of the first publication. In the case of any posthumous work, periodical, encyclopedic or other composite work upon which the copyright was originally secured by the proprietor thereof, or of any work copyrighted by a corporate body, or by an employer for whom such work is made for hire, the proprietor of such copyright shall be entitled to a renewal of the copyright in such work for the further term of twenty-eight years when application for such renewal shall have been made within one year prior to the expiration of the original term. In the case of any other copyrighted work, including a contribution by an individual author to a periodical or to a cyclopedic or other composite work, when such contribution has been separately copyrighted, the author of such work, if living, or the heirs, executors or next of kin, if the author be dead, shall be en-

titled to a renewal of the copyright for a further term of twenty-eight years. In default of such application for renewal the copyright in any work shall end at the expiration of twenty-eight years.

If any person shall infringe the copyright in any work protected under the copyright laws of the United States, such person shall be liable:

(a) To an injunction restraining such infringement.

(b) To pay to the copyright proprietor such damages as the copyright proprietor may have suffered due to the infringement, as well as all the profits which the infringer shall have made from such infringement, and in proving profits the plaintiff shall be required to prove sales only and the defendant shall be required to prove every element of cost which he claims, or in lieu of actual damages or profits such damages as to the court shall appear to be just, and in assessing such damages the court may, in its discretion, allow the amounts as hereinafter stated (in numbered paragraphs), but in the case of a newspaper reproduction of a copyrighted photograph such damages shall not exceed the sum of \$200 nor be less than \$50, and such damages shall in no other case exceed the sum of \$250 and shall not be regarded as a penalty:

1. In the case of a painting, statue or sculpture, \$10 for every infringing copy made or sold by or found in the possession of the infringer or his agents or employes;

2. In the case of any work enumerated in the list (given above) of works for which copyright may be asked, except a painting, statue or sculpture, \$1 for every infringing copy.

3. In the case of a lecture, sermon or address, \$50 for every infringing delivery.

4. In the case of dramatic or dramatic-musical or a choral or orchestral composition, \$100 for the first and \$50 for every subsequent infringing performance; in the case of other musical compositions, \$10 for every infringing performance.

(c) To deliver up on oath all articles alleged to infringe a copyright.

(d) To deliver up on oath for destruction all the infringing copies or devices, as well as all plates, molds, matrices or other means for making such infringing copies, as the court may order.

(e) Whenever the owner of a musical copyright has used or permitted the use of the copyrighted work upon the parts of musical instruments serving to reproduce mechanically the musical work, then in case of infringement by the unauthorized manufacture, use or sale of interchangeable parts, such as disks, rolls, bands or cylinders for use in mechanical music-producing machines, no criminal action shall be brought, but in a civil action an injunction may be granted upon such terms as the court may impose and the plaintiff shall be entitled to recover in lieu of profits and damages a royalty as provided in the act.

Any person who shall willfully and for profit infringe any copyright, or willfully aid or abet such infringement, shall be deemed guilty of a misdemeanor, and upon conviction thereof shall be punished by imprisonment for not exceeding one year or by a fine of not less than \$100 nor more than \$1,000, or both, in the discretion of the court. It is provided, however, that nothing in the act shall prevent the performance of religious or secular works, such as oratorios, cantatas, masses or octavo choruses by public schools, church choirs or vocal societies, provided the performance is for charitable or educational purposes and not for profit.

Any person who shall fraudulently place a copyright notice upon any uncopyrighted article, or shall fraudulently remove or alter the notice upon any copyrighted article, shall be deemed guilty of a misdemeanor and shall be subject to a fine of not less than \$100 nor more than \$1,000. Any person who shall knowingly sell or issue any article bearing a notice of United States copyright which has not been copyrighted in this country, or who shall knowingly import any article bearing such notice, shall be liable to a fine of \$100.

During the existence of the American copyright in any book the importation of any piratical copies thereof or of any copies not produced in accordance with the manufacturing provisions of the copyright law, or of any plates of the same not made from type set in this country, or any copies

produced by lithographic or photo-engraving processes not performed within the United States, is prohibited. Except as to piratical copies this does not apply.

(a) To works in raised characters for the blind;

(b) To a foreign newspaper or magazine, although containing matter copyrighted in the United States printed or reprinted by authority of the copyright owner, unless such newspaper or magazine contains also copyright matter printed without such authorization;

(c) To the authorized edition of a book in a foreign language of which only a translation into English has been copyrighted in this country;

(d) To any book published abroad with the authorization of the author or copyright proprietor under the following circumstances:

1. When imported, not more than one copy at a time, for individual use and not for sale, but such privilege of importation shall not extend to a foreign reprint of a book by an American author copyrighted in the United States;

2. When imported by or for the use of the United States;

3. When imported, for use and not for sale, not more than one copy of any such book in any one invoice, in good faith, by or for any society or institution incorporated for educational, literary, philosophical, scientific or religious purposes, or for the encouragement of the fine arts, or for any college, academy, school or seminary of learning, or for any state school, college, university or free public library in the United States;

4. When such books form parts of libraries or collections purchased en bloc for the use of societies, institutions or libraries, or form parts of the library or personal baggage belonging to persons or families arriving from foreign countries and are not intended for sale.

Original actions shall be maintained under the copyright law unless the same be begun within three years after the cause of action arose.

Copyright may be assigned, mortgaged or bequeathed by will.

There shall be appointed by the librarian of congress a register of copyrights at a salary of \$4,000 a year and an assistant register at \$3,000 a year.

These with their subordinate assistants shall perform all the duties relating to the registration of copyrights. The register of copyrights shall keep such record books in the copyright office as are required to carry out the provisions of the law, and whenever deposit has been made in the copyright office of a copy of any work under the provisions of the act he shall make entry thereof.

In the case of each entry the person recorded as the claimant of the copyright shall be entitled to a certificate of registration under seal of the copyright office.

The register of copyrights shall receive and the persons to whom the services designated are rendered shall pay the following fees: For the registration of any work subject to copyright, \$1, which sum is to include a certificate of registration under seal: Provided, that in the case of photographs the fee shall be 50 cents where a certificate is not demanded. For every additional certificate of registration made, 50 cents. For recording and certifying any instrument of writing for the assignment of copyright or license, or for any copy of such certificate or license, duly certified, if not over 300 words in length, \$1; if more than 300 and less than 1,000, \$2; if more than 1,000 words in length, \$1 additional for each 1,000 words or fraction thereof over 300 words. For recording the notice of user or acquiescence specified in the act, 25 cents for each notice of not over fifty words and an additional 25 cents for each additional 100 words. For comparing any copy of an assignment with the record of such document in the copyright office and certifying the same under seal, \$1. For recording the extension or renewal of copyright, 50 cents. For recording the transfer of the proprietorship of copyrighted articles, 10 cents for each title of a book or other article in addition to the fee for recording the instrument of assignment. For any requested search of copyright office records, indexes or deposits, 50 cents for each full hour consumed in making such search. Only one registration at

one fee shall be required in the case of several volumes of the same book deposited at the same time.

For copyright blanks and additional information as to copyright regulations address the register of copyrights, library of congress, Washington, D. C.

APPLICATIONS FOR PATENTS.

[Condensed from Rules of Practice

A patent may be obtained by any person who has invented or discovered any new and useful art, machine, manufacture or composition of matter, or any new and useful improvement thereof not previously patented or described in this or any other country, for more than two years prior to his application, unless the same has proved to have been abandoned. A patent may also be obtained for any new design for a manufacture, bust, statue, alto-relievo or bas-relief; for the printing of woolen, silk or other fabrics; for any new impression, ornament, pattern, print or picture to be placed on or woven into any article of manufacture; and for any new, useful and original shape or configuration of any article of manufacture, upon payment of fees and taking the other necessary steps.

Applications for patents must be in writing, in the English language and signed by the inventor if alive. The application must include the first fee of \$15, a petition, specification and oath, and drawings, model or specimen when required. The petition must be addressed to the commissioner of patents and must give the name and full address of the applicant, must designate by title the invention sought to be patented, must contain a reference to the specification for a full disclosure of such invention and must be signed by the applicant.

The specification must contain the following in the order named: Name and residence of the applicant with title of invention; a general statement of the object and nature of the invention; a brief description of the several views of the drawings (if the invention admits of such illustration); a detailed description; claim or claims; signature of inventor and signatures of two witnesses. Claims for a machine and its product and claims for a machine and the process in the performance of which the machine is used must be presented in separate applications, but claims for a process and its product may be presented in the same application.

The applicant, if the inventor, must make oath or affirmation that he believes himself to be the first inventor or discoverer of that which he seeks to have patented. The oath or affirmation must also state of what country he is a citizen and where he resides. In every original application the applicant must swear or affirm that the invention has not been patented to himself or to others with his knowledge or consent in this or any foreign country for more than two years prior to his application or on an application for a patent filed in any foreign country by himself or his legal representative or assigns more than seven months prior to his application. If application has been made in any foreign country, full and explicit details must be given. The oath or affirmation may

in the United States patent office.]

be made before any one who is authorized by the laws of his country to administer oaths.

Drawings must be on white paper with India ink and the sheets must be exactly 10x15 inches in size, with a margin of one inch. They must show all details clearly and without the use of superfluous lines.

Applications for reissues must state why the original patent is believed to be defective and tell precisely how the errors were made. These applications must be accompanied by the original patent and an offer to surrender the same; or, if the original be lost, by an affidavit to that effect and certified copy of the patent. Every applicant whose claims have been twice rejected for the same reasons may appeal from the primary examiners to the examiners in chief upon the payment of a fee of \$10.

The duration of patents is for seventeen years except in the case of design patents, which may be for three and a half, seven or fourteen years, as the inventor may elect.

Caveats or notices given to the patent office of claims to inventions to prevent the issue of patents to other persons upon the same invention, without notice to caveaters, may be filed upon the payment of a fee of \$10. Caveats must contain the same information as applications for patents.

Schedule of fees and prices:

Original application.....	\$15.00
On issue of patent.....	20.00
Design patent (3½ years).....	10.00
Design patent (7 years).....	15.00
Design patent (14 years).....	30.00
Caveat.....	10.00
Reissue.....	30.00
First appeal.....	10.00
Second appeal.....	20.00

For certified copies of printed patents:

Specifications and drawing, per copy.....	\$0.05
Certificate.....	.25
Grant.....	.50

For manuscript copies of records, per 100

words.....	.10
If certified, for certificate.....	.25
Blue prints of drawings, 10x15, per copy.....	.25
Blue prints of drawings, 7x11, per copy.....	.15
Blue prints of drawings, 5x8, per copy.....	.05
For searching records or titles, per hour.....	.50
For the Official Gazette, per year, in United States.....	5.00

PATENT OFFICE STATISTICS.

Yr.	Applications.	Issues.	Yr.	Applications.	Issues.
1899.....	41,443	25,527	1905.....	54,971	30,399
1900.....	41,890	26,499	1906.....	56,483	31,965
1901.....	46,440	27,373	1907.....	57,679	36,620
1902.....	46,641	27,886	1908.....	60,142	33,642
1903.....	50,213	31,699	1909.....	64,008	37,421
1904.....	52,143	30,934	1910.....	63,293	35,930

REGISTRATION OF TRADE-MARKS.

Under the law passed by congress Feb. 20, 1905, and effective April 1, 1905, citizens of the United States, or foreigners living in countries affording similar privileges to citizens of the United States, may obtain registration of trade-marks used in commerce with foreign nations, or among the several states, or with Indian tribes, by complying with the following requirements: First, by filing in the patent office an application therefor in writing, addressed to the commissioner of patents, signed by the applicant, specifying his name, domicile, location and citizenship; the class of merchandise and the particular description of goods comprised in such class to which the trade-mark is appropriated; a statement of the mode in which the same is applied and affixed to goods, and the length of time during which the trade-mark has been used. With this statement shall be filed a drawing of the trade-mark, signed by the applicant or his attorney, and such number of specimens of the trade-mark as may be required by

the commissioner of patents. Second, by paying into the treasury of the United States the sum of \$10 and otherwise complying with the requirements of the law and such regulations as may be prescribed by the commissioner of patents.

The application must be accompanied by a written declaration to the effect that the applicant believes himself to be the owner of the trade-mark sought to be registered and that no other person or corporation has the right to use it; that such trade-mark is in use and that the description and drawing presented are correct. Trade-marks consisting of or comprising immoral or scandalous matter, the coat of arms, flag or other insignia of the United States or of any state or foreign nation cannot be registered. Fees for renewal of trade-marks and for filing opposition to registration are \$10 each; for appeals from examiners to the commissioner of patents, \$15 each.

Further information may be had by applying to the commissioner of patents, Washington, D. C.

IMMIGRATION LAW OF THE UNITED STATES.

The Immigration law provides for a poll tax of \$4 for every alien entering the United States. This tax is not levied upon aliens who shall enter the United States after an uninterrupted residence of at least one year, immediately preceding such entrance, in Canada, Newfoundland, Cuba or Mexico, nor upon aliens in transit through the United States, nor upon aliens arriving in Guam, Porto Rico or Hawaii.

Whenever the president shall be satisfied that passports issued by any foreign government to its citizens to go to any country other than the United States or to any insular possession of the United States, or to the canal zone, are being used for the purpose of enabling the holders to come to the continental territory of the United States to the detriment of labor conditions therein, the president may refuse to permit such citizens of the country issuing such passports to enter the continental territory of the United States from such other country or from such insular possessions or from the canal zone.

The following classes are excluded from admission into the United States: All idiots, imbeciles, feeble-minded persons, epileptics, insane persons and persons who have been insane within five years; persons who have had two or more attacks of insanity at any time previously; paupers; persons likely to become a public charge; professional beggars; persons afflicted with tuberculosis or with a loathsome or dangerous contagious disease; persons who have committed a felony or other crime involving moral turpitude; polygamists or persons who believe in the practice of polygamy; anarchists or persons who believe in or advocate the overthrow by force or violence of the government of the United States, or of all governments, or of all forms of law, or the assassination of public officials; prostitutes, or women and girls coming into the United States for any immoral purpose; contract laborers who have been induced to migrate to this country by offers of employment or in consequence of agreements of any kind, verbal or written, express or implied, to perform labor in this country of any kind, skilled or unskilled; any person whose ticket or

passage is paid for with the money of another, or who is assisted by others to come, unless it is satisfactorily shown that such person does not belong to one of the foregoing excluded classes and that said ticket or passage was not paid for by any corporation, society, municipality or foreign government, directly or indirectly; all children under 16 years of age unaccompanied by one or both of their parents, at the discretion of the secretary of commerce and labor. Nothing in the act shall exclude, if otherwise admissible, persons convicted of an offense purely political, not involving moral turpitude. Skilled labor may be imported if labor of like kind unemployed cannot be found in this country. The provisions of the law applicable to contract labor shall not be held to exclude professional actors, artists, lecturers, singers, clergymen, professors for colleges or seminaries, persons belonging to any recognized learned profession or persons employed strictly as personal or domestic servants.

It is unlawful to assist or encourage the importation or migration of any alien by promise of employment through advertisements printed in any foreign country. This, however, does not apply to states or territories advertising the inducements they offer to immigration thereto.

All aliens brought to this country in violation of law shall be immediately sent back by the owners of the vessels bringing them. Any alien entering the United States in violation of law and such as become public charges from causes existing prior to their landing shall be deported at any time within three years after their arrival.

No person who disbelieves in or who is opposed to all organized government, or who is a member of or affiliated with any organization entertaining and teaching such belief in or opposition to all organized government, or who advocates or teaches the duty, necessity or propriety of the unlawful assaulting or killing of any officer or officers, either of specific individuals or of officers generally, of the government of the United States, or of any other organized government, because of his or their official character, shall be permitted to enter the United States.

THE HOMESTEAD LAW.

Any person who is the head of a family, or who is 21 years old and is a citizen of the United States or has filed his declaration of intention to become such, and who is not the proprietor of more than 160 acres of land in any state or territory, is entitled to enter one-quarter section (160 acres) or less quantity of unappropriated public land under the homestead laws. The applicant must make affidavit that he is entitled to the privileges of the homestead act and that the entry is made for his exclusive use and for actual settlement and cultivation, and must pay the legal fee and that part of the commission required, as follows: Fee for 160 acres, \$10; commission, \$4 to \$12. Fee for eighty acres, \$5; commission, \$2 to \$6. Within six months from the date of entry the settler must take up his residence upon the land and cultivate the same for five years continuously. At the ex-

piration of this period, or within two years thereafter, proof of residence and cultivation must be established by four witnesses. The proof of settlement, with the certificate of the register of the land office, is forwarded to the general land office at Washington, from which a patent is issued. Final proof cannot be made until the expiration of five years from date of entry, and must be made within seven years. The government recognizes no sale of a homestead claim. After the expiration of fourteen months from date of entry the law allows the homesteader to secure title to the tract, if so desired, by paying for it in cash and making proof of settlement, residence and cultivation for that period.

The law allows only one homestead privilege to any one person.

HEIGHTS AND WEIGHTS OF ADULTS.

Height.	Weight.	Height.	Weight.	Height.	Weight.	Height.	Weight.
5 ft. 1 in.....	128 pounds	5 ft. 1 in.....	149 pounds	5 ft. 7 in.....	158 pounds	5 ft. 10 in.....	181 pounds
5 ft. 2 in.....	135 pounds	5 ft. 5 in.....	152 pounds	5 ft. 8 in.....	166 pounds	5 ft. 11 in.....	186 pounds
5 ft. 3 in.....	142 pounds	5 ft. 6 in.....	155 pounds	5 ft. 9 in.....	173 pounds	6 ft. 0 in.....	190 pounds

HEIGHTS AND WEIGHTS OF CHILDREN,

Height.	Weight.	Height.	Weight.	Height.	Weight.	Height.	Weight.
lbs.	lbs.	lbs.	lbs.	lbs.	lbs.	lbs.	lbs.
At birth..1 ft. 8 in.	8	2 years..3 ft. 0 in.	32 $\frac{1}{2}$	6 years..3 ft. 10 in.	49	10 years..4 ft. 6 in.	68
6 mths..2 ft. 0 $\frac{1}{2}$ in.	16	3 years..3 ft. 4 in.	36 $\frac{1}{2}$	7 years..4 ft. 10 in.	52 $\frac{1}{2}$	11 years..4 ft. 8 in.	74
1 year..2 ft. 5 in.	24	4 years..3 ft. 6 in.	41	8 years..4 ft. 2 in.	56 $\frac{1}{2}$	12 years..4 ft. 10 in.	80
1 $\frac{1}{2}$ yrs..2 ft. 8 $\frac{1}{2}$ in.	28	5 years..3 ft. 8 in.	45	9 years..4 ft. 4 in.	62		

PULSE AT DIFFERENT AGES.

Newborn infants, per minute.....	130 to 140	Seventh to fourteenth year, per minute..	80 to 90
First year, per minute.....	115 to 130	In adult age, per minute.....	70 to 75
Second year, per minute.....	95 to 110	In old age, per minute.....	60 to 75
Third year, per minute.....	85 to 95		

UNITED STATES CIVIL SERVICE.

Civil-service act approved Jan. 16, 1883.

Officers—Three commissioners are appointed by the president to assist him in classifying the government offices and positions, formulating rules and enforcing the law. Their office is in Washington, D. C. The chief examiner is appointed by the commissioners to secure accuracy, uniformity and justice in the proceedings of the examining boards. The secretary to the commission is appointed by the president.

General Rules—The fundamental rules governing appointments to government positions are found in the civil-service act itself. Based upon these are many other regulations formulated by the commission and promulgated by the president from time to time as new contingencies arise. The present rules were approved March 20, 1903, and went into effect April 15, 1903. In a general way they require that there must be free, open examinations of applicants for positions in the public service; that appointments shall be made from those graded highest in the examinations; that appointments to the service in Washington shall be apportioned among the states and territories according to population; that there shall be a period (six months) of probation before any absolute appointment is made; that no person in the public service is for that reason obliged to contribute to any political fund or is subject to dismissal for refusing to so contribute; that no person in the public service has any right to use his official authority or influence to coerce the political action of any person. Applicants for positions shall not be questioned as to their political or religious beliefs and no discrimination shall be exercised against or in favor of any applicant or employee on account of his religion or politics. The classified civil service shall include all officers and employees in the executive civil service of the United States except laborers and persons whose appointments are subject to confirmation by the senate.

Examinations—These are conducted by boards of examiners chosen from among persons in government employ and are held twice a year in all the states and territories at convenient places. In Illinois, for example, they are usually held at Cairo, Chicago and Peoria. The dates are announced through the newspapers or by other means. They can always be learned by applying to the commission or to the nearest postoffice or custom house. Those who desire to take examinations are advised to write to the commission, in Washington for the "Manual of Examinations," which is sent free to all applicants. It is revised semiannually, on Jan. 1 and July 1. The January edition contains a schedule of the spring examinations and the July edition contains a schedule of the fall examinations. Full information is given as to the methods and rules governing examinations, manner of making application, qualifications required, regulations for raising examination papers, certification for and chances of appointment, and as far as possible it outlines the scope of the different subjects of general and technical examinations. These are practical in character and are designed to test the relative capacity and fitness to discharge the duties to be performed. It is necessary to obtain an average percentage of 70 to be eligible for appointment, except that applicants are entitled to preference because of honorable discharge from the military or naval service for disability resulting from wounds or sickness incurred in the line of duty need obtain but 65 per cent. The period of eligibility is one year.

Qualifications of Applicants—No person will be examined who is not a citizen of the United States; who is not within the age limitations prescribed; who is physically disqualified for the service which he seeks; who has been guilty of criminal, infamous, dishonest or disgraceful conduct; who has been dismissed from the public service for delinquency and misconduct or has failed to receive absolute appointment after probation; who is addicted to the habitual use of intoxicating liquors to excess, or who has made a false statement in his application. The age limitations in the more important branches of the public service are: Postoffice, 18 to 45 years; rural letter carriers, 17 to 55; internal revenue, 21 years and over; railway mail,

18 to 35; lighthouse, 18 to 50; life saving, 18 to 45; general departmental, 20 and over. These age limitations are subject to change by the commission. They do not apply to applicants of the preferred class. Applicants for the position of railway mail clerk must be at least 5 feet 6 inches in height, exclusive of boots or shoes, and weigh not less than 135 pounds in ordinary clothing and have no physical defects. Applicants for certain other positions have to come up to similar physical requirements.

Method of Appointment—Whenever a vacancy exists the appointing officer makes requisition upon the civil-service commission for a certification of names to fill the vacancy, specifying the kind of position vacant, the sex desired and the salary. The commission thereupon takes from the proper register of eligibles the names of three persons standing highest of the sex called for and certifies them to the appointing officer, who is required to make the selection. He may choose any one of the three names, returning the other two to the register to await further certification. The time of examination is not considered, as the highest in average percentage on the register must be certified first. If after a probationary period of six months the name of the appointee is continued on the roll of the department in which he serves the appointment is considered absolute.

Removals—No person can be removed from a competitive position except for such cause as will promote the efficiency of the public service and for reasons given in writing. No examination of witnesses nor any trial shall be required except in the discretion of the officer making the removal.

Salaries—Entrance to the department service is usually in the lowest grades, the higher grades being generally filled by promotion. The usual entrance grade is about \$900, but the applicant may be appointed at \$840, \$760 or even \$600.

EMPLOYEES IN THE FEDERAL CIVIL SERVICE.

June 30, 1910.

IN WASHINGTON.

White House.....	43
State department.....	234
Treasury department.....	7,600
War department.....	2,247
Navy department.....	1,041
Postoffice department.....	1,621
Interior department.....	5,759
Department of justice.....	1,214
Department of agriculture.....	3,079
Department of commerce and labor.....	4,431
Interstate commerce commission.....	4,615
Civil service commission.....	163
Smithsonian institution.....	616
State, war and navy department building....	232
Isthmian canal commission.....	152
Government printing office.....	4,010
Total	33,057

OUTSIDE WASHINGTON.

Treasury department—	
Supervising architect.....	3,641
Mints and assay offices.....	992
Subtreasury service.....	389
Public health and marine hospital service..	3,034
Life saving service.....	2,281
Customs service.....	7,883
Internal revenue service.....	3,700
Miscellaneous	454
War department—	
Quartermaster's department.....	8,047
Ordnance department.....	4,720
Engineer department.....	12,558
Miscellaneous	2,130
Navy department—	
Trade and labor positions.....	25,000
Exclusive of trade and labor positions.....	2,577
Postoffice department—	
Inspection service and stamp agencies.....	415
Postoffice service.....	97,445
Fourth-class postmasters.....	51,958
Rural free delivery service.....	40,487
Railway mail service.....	17,079

Interior department—		Immigration service.....	1,643
Land service.....	1,173	Steamboat inspection service.....	307
Pension agency service.....	5,099	Miscellaneous.....	2,433
Indian agency.....	6,224	Civil service commission.....	33
Reclamation service.....	1,313	Isthmian canal service.....	1,077
Miscellaneous.....	210		
Department of justice.....	2,182	Total.....	355,897
Department of agriculture.....	9,256	Grand total.....	384,083
Department of commerce and labor—		*Includes 28,191 unclassified employes of Isthmian canal commission.	
Lighthouse service.....	7,094		

LEADING ART GALLERIES OF THE WORLD.

The following list includes only the principal collections of paintings and sculptures readily accessible to the public in Europe and America.

EUROPE.

AUSTRIA-HUNGARY.

Academy of Art, Vienna.
Albertina, Vienna.
Imperial art gallery, Vienna.
Lichtenstein gallery, Vienna.
National gallery, Budapest.

BELGIUM.

Museum, Antwerp.
Musée of Fine Arts, Brussels.
Musée Wiertz, Brussels.

DENMARK.

Thorvaldsen museum, Copenhagen.
Ny-Carlsberg Glyptothek, Copenhagen.
National art gallery, Copenhagen.

FRANCE.

Louvre, * Paris.
Luxembourg, Paris.
Museum, Versailles.

GERMANY.

National gallery, Berlin.
Old and New Museums, Berlin.
Pergamon museum, Berlin.
Emperor Frederick museum, Berlin.
Dresden gallery, * Dresden.
Old and New Pinakothok, * Munich.
Glyptothek, Munich.

HOLLAND.

Ryk's museum, Amsterdam.
Fodor museum, Amsterdam.
Six Collection, Amsterdam.
Townhall, Haarlem.
Lakenhal, Leyden.
Byzans museum, Rotterdam.
Mauritshuis, The Hague.

ITALY.

Vatican, * Rome.
Uffizi gallery, * Florence.
Pitti gallery, * Florence.
Brera gallery, Milan.
Poldi museum, Milan.
National museum, Naples.
Academy of Fine Arts, Venice.

NORWAY.

National gallery, Christiania.

RUSSIA.

Hermitage, St. Petersburg.

SPAIN.

Museo del Prado, * Madrid.
Museo Provincial, Seville.

SWEDEN.

National gallery, Stockholm.

UNITED KINGDOM.

British museum, London.
National gallery, * London.
Dore gallery, London.
Walker art gallery, Liverpool.
Art galleries, Glasgow.

AMERICA.

CANADA.

Fraser institute, Montreal.
The Basilica, Quebec.

MEXICO.

National museum, City of Mexico.

UNITED STATES.

Art institute, Chicago, Ill.
Art museum, Cincinnati, O.
Art museum, Worcester, Mass.
Carnegie institute, Pittsburgh, Pa.
Corcoran art gallery, Washington, D. C.
Layton art gallery, Milwaukee, Wis.
Lenox collection, public library, New York, N. Y.
Metropolitan Museum of Art, * New York, N. Y.
Museum of Art, Toledo, O.
Museum of Fine Arts, Boston, Mass.
Museum of Fine Arts, St. Louis, Mo.
New York Historical society, New York, N. Y.
Pennsylvania Academy of Fine Arts, Philadelphia, Pa.
*Of first rank.

THE MONROE AND DRAGO DOCTRINES.

The "Monroe doctrine" was enunciated by President Monroe in his message to congress Dec. 2, 1823. Referring to steps taken to arrange the respective rights of Russia, Great Britain and the United States on the northwest coast of this continent, the president went on to say:

"In the discussions to which this interest has given rise, and in the arrangements by which they may terminate, the occasion has been deemed proper for asserting, as a principle in which the rights and interests of the United States are involved, that the American continents, by the free and independent condition which they have assumed and maintain, are henceforth not to be considered as subjects for future colonization by any European power. * * * We owe it, therefore, to candor and to the amicable relations existing between the United States and those powers to declare that we should consider any attempt on their part to extend their system to any portion of this hemisphere as dangerous to our peace and safety. With the existing colonies or dependencies of any European power we have not inter-

ferred and shall not interfere. But with the governments who have declared their independence and maintain it, and whose independence we have, on great consideration and on just principles, acknowledged, we could not view any interposition for the purpose of oppressing them or controlling in any other manner their destiny by any European power in any other light than as the manifestation of an unfriendly disposition toward the United States."

DRAGO DOCTRINE.

When in the winter of 1902-03 Germany, Britain and Italy blockaded the ports of Venezuela in attempt to make the latter country settle up its debts Dr. L. F. Drago, a noted jurist of Argentina, maintained that force cannot be used by one power to collect money owing to its citizens by another power. Prominence was given to the contention by the fact that it was officially upheld by Argentina and favored by other South American republics. The principle embodied has become generally known as the "Drago doctrine."

UNITED STATES LIFE SAVING SERVICE.

The life saving establishment of the United States at the close of the fiscal year ended June 30, 1910, comprised 281 stations, of which 201 were on the Atlantic and gulf coasts, 60 on the coasts of the great lakes, 19 on the Pacific coast and 1 on the Ohio river at Louisville, Ky. The crews numbered in all about 600 men. Statistics of the service for the year ended June 30, 1910, and from Nov. 1, 1871, when the system was established, to June 30, 1910, follow:

	1910.	1871-1910.	
Disasters	1,463	21,250	
Persons involved.....	6,661	143,093	
Lives lost.....	53	1,277	

	1910.	1871-1910.
Persons succored.....	664	22,973
Days' succor given.....	1,171	52,535
Value of vessels.....	\$8,742,135	\$210,784,565
Value of cargoes.....	3,138,430	82,248,589
Property involved.....	11,880,565	293,033,154
Property saved.....	10,051,160	234,985,892
Property lost.....	1,829,405	58,047,262

The total number of disasters on the lake coasts in the course of the year ended June 30, 1910, was 522; value of property involved, \$4,402,435; property saved, \$4,063,015; property lost, \$339,420; persons on board, 2,161; persons lost, 1; persons succored at stations, 138; days' succor afforded, 182.

UNITED STATES CUSTOMS DUTIES.

Following are the existing tariff rates placed by the Payne-Aldrich act on articles in common use or of extensive importation. The chief items on the free list are included. Amounts given in dollars and cents are specific and the percentages are ad valorem duties. The abbreviation "n. s. p." means not specially provided for.

Agricultural implements, 15%.
Albums, 25%.
Alcohol, \$2.60 proof gal.
Aluminum, crude, 7c lb.; plates, etc., 11c lb.
Ammonia, 1½c a lb. to 5c lb.
Animals, n. s. p., 20%; cattle, less than 1 year old, \$2 per head; other cattle, value \$14 or less, \$3.75 head; value over \$14, 27½%; swine, \$1.50 a head; horses and mules, value \$150 or less, \$30 a head; value over \$150, 25%; sheep, 1 year or more old, \$1.50 a head; under 1 year, 75c head.
Apples, green, 25c bu.; dried, 2c lb.
Art, works of, such as painting and statuary, 15%; more than twenty years old, free.
Bacon and hams, 4c lb.
Barley, 30c bu. of 48 lbs.; malt, 45c bu. of 45 lbs.
Barrels, casks, empty, 30%.
Baskets, 35% to 40%.
Bay rum, \$1.75 gal.
Beaded fabrics, not wool, 60%; wool, 55c lb. and 60%.
Beads, not strung, 35%; in jewelry, 60%.
Beans, 45c bu. of 60 lbs.
Beef, fresh, 1½c lb.
Beets, 25%; sugar beets, 10%.
Birds, free; dressed for ornaments, 60%.
Biscuits, bread, n. s. p., 20%.
Blacking, 25%.
Blank books, n. s. p., 25%.
Blankets, 22c lb. and 30% to 44c lb. and 55%.
Bone, manufactures of, n. s. p., 35%.
Books, 25%; printed more than twenty years, free.
Boots and shoes (leather), 10%.
Borax, 2c lb.
Bottles, glass, ornamented, 60%.
Braids, wool, 55c lb. and 60%; silk, cotton, flax, 60%; straw, 15% to 20%.
Brick, fire, \$1.25 ton to 35%.
Bristles, 7½c lb.
Bronze, manufactures of, 45%.
Brushes, 40%.
Buckwheat, 15c bu. of 48 lbs.
Buggles, carriages, 45%.
Butter and substitutes for, 6c lb.
Buttons, 1-12c to 1½c per line per gross and 15%; buttons, n. s. p., 50%.
Cabbages, 2c each.
Cameras, 45%.
Camphor, 6c lb.
Carbons for electric lights, 35c to 65c per 100 ft.; carbon pots, 20%.
Cards, playing, 10c per pack and 20%.
Carpets, Axminster, moquette, chenille, Saxony, Wilton, Tourmay, 60c sq. yd. and 40%; Brussels, 44c sq. yd. and 40%; velvet and tapestry velvet, 40c sq. yd. and 40%; tapestry Brussels, 25c sq. yd. and 40%; three-ply Ingrain, 22c sq. yd. and 40%; two-ply Ingrain, 18c sq. yd. and 40%; woven whole for rooms, 10c sq. yd. and 40%; carpets of wool, flax or cotton and mats and rugs of cotton, 50%.
Cash registers, 30%.
Castor oil, 35c gal.
Cement, hydraulic, in barrels, 8c 100 lbs.; in bulk, 7c 100 lbs.; other cement, 20%.
Chalk, prepared, 1c lb.; manufactures of, n. s. p., 25%.
Charcoal, 25%.
Charts, paper, n. s. p., 25%.
Cheese, 6c lb.
China, decorated, 60%; not decorated, 55%.
Chloroform, 10c lb.
Chocolate or cocoa, value not above 15c lb., 2½c lb.; above 15c and not above 24c lb., 2½c lb. and 10%; above 24c and not above 35c lb., 5c lb. and 10%; above 35c lb., 50%.
Cider, 5c gal.
Cigars, cigarettes, \$4.50 lb. and 25%.
Clocks, n. s. p., 40%.
Clothing, cotton, 50%; wool, 44c lb. and 60%; silk, 30%.

Coal, bituminous, 45c ton; anthracite, free.
Cod liver oil, 15c gal.
Coffee, free.
Coke, 20%.
Collars and cuffs, cotton, 45c doz. and 15%; linen 40c doz. and 20%.
Colors, paints, etc., n. s. p., 30%.
Combs, horn, 50%.
Confectionery, n. s. p., 4c lb. and 15% to 50%.
Copper, manufactures, 45%; plates, sheets, 2c lb.; ore, free.
Cork, bark and manufactures of, n. s. p., 30%.
Corn, 15c bu. of 56 lbs.
Cornmeal, 40c 100 lbs.
Cotton, raw, free; cloth, 1c to 8c sq. yd.; handkerchiefs, 4¼c and 10%; hosiery, 70c to \$2 doz. pairs and 15%; shirts, drawers, 60c doz. and 15% to \$2.25 doz and 35%; thread, colored, 6c to 67c lb.; not colored, 2½c to 28c lb.
Currants, dried, 2c lb.
Damask, cotton table, 40%.
Diamonds, in rough, free; cut, but not set, 10%, set, 60%.
Drugs, crude, free; advanced in value by treatment, ¼c lb. and 10%.
Dyewoods, crude, free; extracts of, n. s. p., ¾c lb.
Earthenware, plain, 25%; ornamented, 40%.
Eggs, 5c doz.
Embroideries, lace, 60%.
Engravings, n. s. p., 25%.
Envelopes, plain, 20%; other, 35%.
Etchings, paper, 25%.
Fans, palmleaf, free; all other 60%.
Feathers, plain, 20%; dressed, colored, 60%.
Fertilizers, free.
Figs, 2½c lb.
Fish, American fisheries, free; n. s. p., ¾c lb.; halibut or salmon, 1c lb.; herrings, pickled, ¼c lb.; ditto, fresh, ¼c lb.; fish packed in tins, etc., 1½c to 10c per package, according to size; caviar, 30%.
Flax, manufactures of, n. s. p., 45%; straw, \$5 a ton; not hacked, 1c lb.; hacked, 3c lb.; tow, \$20 ton.
Flaxseed, 25c bu. of 56 lbs.
Flour, wheat, 25%.
Flowers, artificial, 60%.
Furniture (wood), 35%.
Fur, manufactures of, prepared for use as material, 35%; wearing apparel, 50%.
Glass, common window, 1¼c to 4¼c lb., according to value and size; glassware, n. s. p., 60%; crown, polished, 4c to 15c sq. ft.; cast plate, 10c to 25c sq. ft.
Gloves, leather, \$1.25 to \$4.75 doz. pairs; silk, cotton, fur, 50%.
Glucose or grape sugar, 1¼c lb.
Glue, 2½c lb. to 15c lb. and 20%.
Glycerin, crude, 1c lb.; refined, 3c lb.
Gold, manufactures, 45%; jewelry, 60%; gold leaf, 35c 100 leaves.
Grass fibers, manufactures, n. s. p., 45%.
Grindstones, \$1.75 ton.
Guns, 25% to \$6 and 35%.
Gutta-percha, manufactures of, n. s. p., 35%.
Hair, human, not manufactured, 20%; manufactured, 35%; hair for mattresses, 10%.
Handkerchiefs, silk, 50% to 60%; linen, 50% to 55%.
Harness, leather, 20%.
Hats and caps, fur, \$1.50 to \$7 doz. and 20%; other material, 45% to 60%.
Hay, \$4 ton.
Hemp, tow, \$2.50 ton; hacked, \$45 ton; manufactures, n. s. p., 45%.
Hides, raw, free.
Honey, 20c gal.
Hooks and eyes, metallic, 4¼c lb. and 15%.
Hops, 15c lb.
Horn, manufactures, n. s. p., 40%.
India rubber, manufactures of, n. s. p., 35%.
Ink, 25%.
Iron, ore, 15c ton; in pigs, wrought and cast, \$1 ton; bar, n. s. p., 6-10c lb.; manufactures of, n. s. p., 45%; beams, girders, 3-10c to 4-10c lb.; hoop, band or scroll, n. s. p., 3-10c to 6-10c lb.; railway bars, T-rails, 7-40c lb.; cast iron pipe, ¼c lb.; malleable castings, n. s. p., 7-10c lb.

- Ivory, manufactures of, 35%; unmanufactured, free.
 Jellies, 35%.
 Jet, manufactures of, n. s. p., 50%.
 Jewelry, 60%.
 Jute, manufactures of, n. s. p., 45%.
 Knives, pocket, 40% to 75c doz and 25%.
 Lace, manufactures of, n. s. p., 60%.
 Lard, 1½c lb.
 Laths, 20c per 1,000.
 Lead, manufactures of, n. s. p., 45%; in any form, n. s. p., 2½c lb.
 Leather, n. s. p., 15%; grain, buff and split, 7½%.
 Lime, 5c 100 lbs.
 Linen, manufactures of, n. s. p., 45%.
 Linoleum, 8c sq. yd. and 15% to 10c sq. yd. and 20%.
 Lined, 25c bu. of 56 lbs.; oil, 15c gal. of 7½ lbs.
 Liquors, ale, porter, stout, beer, in bottles or jugs, 45c gal.; in bulk, 23c gal.; brandy, n. s. p., \$2.60 proof gal.; cordials, liqueurs, bitters, n. s. p., \$2.60 proof gal.; champagnes and other sparkling wines in bottles of 1 pint to 1 quart, \$9.60 doz.; whisky, gin and other spirits, \$2.50 proof gal.
 Macaroni, etc., 1½c lb.
 Manila cables and cordage, ¾c lb.
 Maple sirup and sugar, 4c lb.
 Maps, paper, n. s. p., 25%.
 Marble, in blocks, rough, 65c cubic ft.; manufactures of, n. s. p., 60%.
 Marmalade, 1c lb., 35%.
 Matches, friction, per gross of 144 boxes, 100 matches to the box, in bulk, ¾c per 1,000; wax and tapers, 35%.
 Matting, rattan, 6c sq. yd.; mats of same, 4c sq. ft.; oilcloth, 6c sq. yd. and 15% to 10c sq. yd. and 15%.
 Meats, prepared or preserved, n. s. p., 25%.
 Medicinal preparations, n. s. p., 25%; containing alcohol, 55c lb.
 Meerschaum, crude, free; pipes, 60%.
 Mica, unmanufactured, 5c lb. and 20%; manufactured, 10c lb. and 20%.
 Milk, fresh, 2c gal.; preserved, condensed, 2c lb.; cream, 5c gal.
 Mineral waters, in bottles of 1 pint to 1 quart, 30c doz.; in bottles of more than 1 quart, 24c gal.; in bulk, 8c gal.
 Mirrors, 45%.
 Molasses, 20% to 6c gal., according to test.
 Music, in books or sheets, n. s. p., 25%.
 Musical instruments, 45%.
 Mutton, 1½c lb.
 Nails, wire, 4-10c to ¾c lb.; cut nails and spikes, 4-10c lb.; horseshoe, n. s. p., 1½c lb.
 Naphtha, free.
 Needles, n. s. p., 25%; for machines, \$1 per 1,000 and 25%; latch, \$1.15 per 1,000 and 35%.
 Nickel, in plgs, etc., 6c lb.; sheets, 35%; manufactures of, 45%.
 Nippers and pliers, 8c lb. and 40%.
 Nuts, n. s. p., 1c lb.; peanuts, unshelled, ½c lb.; peanuts, shelled, 1c lb.; almonds, shelled, 6c lb.; almonds, unshelled, 4c lb.; filberts and walnuts, unshelled, 3c lb.; shelled, 5c lb.; Brazil, palm, 4c coconut, free.
 Oats, 15c bu.; oatmeal, 1c lb.
 Oilcloth, for floors, n. s. p., 6c sq. yd. and 15% to 10c sq. yd. and 15%.
 Oil, fish, 8c gal.; castor, 35c gal.; cod liver, 15c gal.; flaxseed, linseed, poppyseed, 15c gal.; pf., 7½c lb.; fusel, ¼c lb.; hempseed, rapeseed, 10c gal.; olive, n. s. p., 40c gal.; peppermint, 25c lb.; petroleum, naphtha, free.
 Ointous, 40c bu.
 Opera glasses, 45%.
 Opium, \$1.50 lb.; dried, \$2 lb.; with less than 9% of morphia, \$6 lb.; derivatives of, \$1.50 oz.; liquid preparations of, 40%.
 Ore, iron, 15c ton; lead-bearing, 1½c lb. on lead contained; zinc, ¼c to 1c on zinc contained; gold, silver, nickel, tin, free.
 Oysters, free.
 Paintings, n. s. p., 15%; more than twenty years old, free.
 Paints, colors, pigments, n. s. p., 30%.
 Pain leaf, manufactures of, n. s. p., 35%.
 Paper, printing, 3-10c lb. to 8-10c lb.; valued above 5c lb., 15%; writing, 3c lb. and 15%; manufactures of, n. s. p., 35%; wood pulp, ground, ¼c lb.; chemical, 1-6c lb.; paper stock, free.
 Pease, green, 25c bu. of 60 lbs.
 Pencils, lead, 45c gross and 25%; slate, 3c per 100; covered with wood, 35%.
 Pens, metallic, except gold, 12c gross.
 Pepper, unground, free; ground, 2½c to 3c lb.
 Perfumery, alcoholic, 60c lb. and 50%; nonalcoholic, 60%.
 Fewter, manufactures of, n. s. p., 45%.
 Phonographs, 45%.
 Phosphorus, 18c lb.
 Photographic lenses, n. s. p., 45%; dry plates or films, n. s. p., 25%.
 Photographs, printed more than twenty years, free; other, on paper, 25%.
 Pickles, n. s. p., 40%.
 Pineapples, in bulk, \$8 per 1,000.
 Plus, not jewelry, 35%.
 Pipes, clay, 15c gross to 50c gross and 25%; other, n. s. p., 60%.
 Plants, nursery stock, n. s. p., 25%.
 Plasters, curative, court, 25%.
 Porcelain ware, decorated, 60%; not decorated, 55%.
 Pork, fresh, 1½c lb.
 Potash, crude, free.
 Potatoes, 25c bu. of 60 lbs.
 Poultry, live, 3c lb.; dressed, 5c lb.
 Powder, gun, 2c lb. to 4c lb.
 Precious stones, cut but not set, 10%; set, 60%; imitations, not set, 20%.
 Presses, printing, 30%.
 Pulp, (see paper).
 Quicksilver, 7c lb.
 Radium, free.
 Rags, wool, 10c lb.; other, free.
 Raisins, 2½c lb.
 Rattan, rough, free; manufactures of, 45%; chair care, 10%.
 Rice, cleaned, 2c lb.; uncleaned, 1½c lb.
 Rubber, crude, free; manufactures of, n. s. p., 40%.
 Rye, 10c bu.; flour, 1½c lb.
 Saccharine, 65c lb.
 Salt, in bags, barrels, etc., 11c per 100 lbs.; in bulk, 7c per 100 lbs.
 Sausages, bologna, free; other, 25%.
 Saws, hand, 25%.
 Scissors and shears, 15c doz. and 15% to 75c doz. and 25%.
 Screws, 3c to 10c lb.
 Sculptures, n. s. p., 15%; more than twenty years old, free.
 Seeds, n. s. p., 10c lb.
 Sewing machines, 30%.
 Sheep, 1 year old or more, \$1.50 head; less than 1 year, 75c head.
 Shingles, 50c per 1,000.
 Silks, yard, 45c to 60c lb.; clothing, 60%; spun in skeins, 35%; skeins not wound or advanced in manufacture, free.
 Silver, bullion, free; manufactures of, n. s. p., 45%; silver leaf, 10c 100 leaves.
 Skins, n. s. p., free.
 Slate and manufactures of, n. s. p., 20%.
 Snuff, 65c lb.
 Soap, n. s. p., 20%; castile, 1½c lb.; medicated, 20c lb.; fancy, perfumed, 50%.
 Spices, 20c doz., and 15% to 50%.
 Spices, n. s. p., 3c lb.; mustard, 10c lb.; sage, 1c lb.; pepper, ground, 2½c lb.; cinnamon, clove, nutmeg, pepper, cassia, unground, free.
 Sponges, 2%; manufactures of, n. s. p., 30%.
 Starch, from potatoes, 1½c lb.; all other, 1c lb.
 Stockings, cotton, n. s. p., 30%; other cotton, 70c doz. pairs to 55%.
 Stoves, 45%.
 Straw, \$1.50 ton; manufactures of, n. s. p., 35%.
 Sugars, not above No. 16 Dutch standard, 95-100c lb., and for every degree above 75 polariscope test, 35-1000c lb.; above No. 16, 1 91-100c lb.; saccharine, 65c lb.; sugar candy, n. s. p., 4c lb. and 15% to 50%.
 Swords, 50%.
 Tallow, ½c lb.
 Tar and pitch, free.
 Tea, free.
 Telescopes, 45%.
 Thread, cotton, on spools, 6c doz.; flax, 10c lb.
 Tiles, plain, 4c sq. ft.; glazed, etc., 8c sq. ft. to 10c sq. ft. and 25%; quarry, 45%; mantels, etc., of tiling, 60%.

Tin, in ore, bars, blocks, pig, free; in plates, 1 2-10c lb.; manufactures of, 4¢.
 Tobacco, wrapper, unstemmed, \$1.85 lb.; stemmed, 50¢ lb.; snuff, 55¢ lb.; cigars, cigarettes, \$4.50 lb. and 25¢; tobacco, n. s. p., 55¢ lb.
 Toothpicks, wood, 2c 1,000.
 Turpentine, spirits of, free.
 Twine, binding, free.
 Type metal, 1½¢ lb. on lead; new type, 25%.
 Typesetting machines, 30%.
 Varnishes, 25%.
 Vegetables, preserved or prepared, n. s. p., 40%.
 In natural state, n. s. p., 25%.
 Vinegar, 7½¢ pf. gal.
 Watch movements, 70c each to \$3 each and 25%; cases, 40%.
 Waterproof cloth, 10c sq. yd. and 20%.
 Wax, vegetable or mineral, free.
 Whalebone, unmanufactured, free; manufactured, n. s. p., 35%.
 Wheat, 25c bu.; wheat flour, 25%.

Willow, manufactures of, n. s. p., 35%.
 Wire, except gold and silver, 35% to 40%; fencing, ¾¢ lb.
 Wood, manufactures of, n. s. p., 35%; sawed lumber, n. s. p., \$1.25 per 1,000 ft.; timber, hewn but not sawed, ½¢ cubic ft.; cabinet woods, unmanufactured, 15%; veneers, 20%; ties, poles, 10%; fence posts, free; logs and unmanufactured timber, pulp woods, firewood, free.
 Wool, class 1, 11c lb.; class 2, 12c lb.; class 1, washed, 22c lb.; scoured, 33c lb.; class 2, scoured, 36c lb.; class 3, 4c to 7c lb.; wool on skin, 1c lb. less than on cut wool of same class; blankets, 22c lb. and 30% to 44c lb. and 55%; cloths, knit fabrics, n. s. p., 33c lb. and 50% to 44c lb. and 55%; dress goods, women's and children's, 7c sq. yd. and 50% to 11c sq. yd. and 55%; clothing, ready made, 44c lb. and 60%.
 Zinc, manufactures of, n. s. p., 45%; ore, with less than 10% zinc, free; with more than 10%, ¼¢ to 1c lb.

UNITED STATES TARIFF COMMISSION.

Appointed Sept. 11, 1909.

Prof. Henry C. Emery, Yale university, New Haven, Conn.
 James B. Reynolds, assistant secretary of the treasury, Washington, D. C.
 Alvin H. Sanders, editor Breeders' Gazette, Chicago.
 Prof. James M. Page, economist, Virginia.
 William M. Howard, lawyer, Georgia.

The appointment of the commission was authorized in the second section of the Payne-Aldrich tariff law of 1909, the last sentence in the section reading: "To secure the information necessary in carrying out the provisions of this section the president is authorized to employ such persons as may be required." The maximum compensation of each member of the commission is \$7,500.

SYNOPSIS OF TARIFF LEGISLATION SINCE 1884.

Morrison Bills—First bill presented to 48th congress during Chester A. Arthur's administration; proposed a horizontal reduction of 20 per cent with free iron ore, coal and lumber; defeated in house April 15, 1884, by vote of 159 to 155; house heavily democratic and senate republican. Second bill presented to 49th congress during Grover Cleveland's first administration; similar to first bill, proposing free wool, salt and lumber; defeated in house June 17, 1886, by a vote of 157 to 140; house democratic, senate republican.
 Mills Bill—Presented to 50th congress during Cleveland's first administration; provided for free lumber and wool, reduction on pig iron and abolition of specific duties on cotton; passed by house July 21, 1888, by vote of 162 to 149, but failed in senate; house democratic, senate republican.
 McKinley Bill—Passed by 51st congress during Benjamin Harrison's administration; became law Oct. 6, 1890; high protective measure, though remitting duties on sugar and providing for reciprocity treaties; both houses of congress republican.
 Wilson Bill—Passed by 53d congress during Cleveland's second administration; became law Aug. 17, 1894, without the president's signature;

both houses democratic; measure reduced duties in some cases and made additions to free list, notably wool.
 Dingley Bill—Passed by 54th congress during McKinley's administration; approved July 24, 1897; passed by house 265 yeas to 122 nays, 27 members not voting; passed by senate 38 yeas to 23 nays, 23 not voting; house contained 206 republicans and 134 democrats and senate 46 republicans and 34 democrats; measure raised rates to produce more revenue, but was similar in many respects to the McKinley act.
 Payne-Aldrich bill passed at extra session of 61st congress in first year of President William H. Taft's administration; approved Aug. 5, 1909; passed the house by a vote of 217 to 161 and the senate by a vote of 45 to 34. The conference vote in the house was 195 yeas to 133 nays, twenty republicans voting in the negative and two democrats in the affirmative. In the senate the vote on the final conference report was 47 to 31, seven republicans voting against it. In general the revision of the Dingley act was in the direction of lower duties, but there were some increases. The law is given practically in full in The Daily News Almanac and Year-Book for 1910.

THE SMITHSONIAN INSTITUTION IN WASHINGTON.

The Smithsonian institution was established by statute in 1846, under the terms of the will of James Smithson, who bequeathed his fortune in 1826 to the United States for the "increase and diffusion of knowledge among men." From the income of the fund a building, known as the Smithsonian building, was erected in Washington, D. C., on land given by the United States. The institution is legally an establishment having as its members the president and vice-president of the United States, the chief justice and the president's cabinet. It is governed by a board of regents consisting of the vice-president, the chief justice, three members of the United States senate, three members of the house of representatives and six citizens appointed by joint resolution of congress. It

is under the immediate direction of the secretary of the Smithsonian institution, who is the executive officer of the board and the director of the institution's activities. The institution aids investigators by making grants for research and exploration, providing for lectures, initiating scientific projects and publishing scientific papers. It has administrative charge of the national museum, the national gallery of art, the international exchange service, the national zoological park, the astrophysical observatory and the regional bureau for the international catalogue of scientific literature. The institution's original endowment of \$541,000 has been increased by gifts and accumulated interest to \$87,000, yielding an annual income of \$53,375. The secretary of the institution is Charles D. Walcott.

ROMAN AND ARABIC NUMERALS.

I.....	1	V.....	5	IX.....	9	D.....	500
II.....	2	VI.....	6	X.....	10	M.....	1000
III.....	3	VII.....	7	L.....	50	MCMX.....	1910
IV.....	4	VIII.....	8	C.....	100	MCMXI.....	1911

THE PANAMA CANAL.

CANAL STATISTICS (OFFICIAL).

Length from deep water to deep water—50.5 miles.
 Length on land—40.5 miles.
 Length at summit level—31.7 miles.
 Bottom width of channel—Maximum, 1,000 feet;
 minimum (in Culebra cut), 300 feet.
 Depth—Minimum, 41 feet; maximum, 45 feet.
 Summit level—85 feet above mean tide.
 Locks in pairs—12.
 Locks, usable length—1,000 feet.
 Locks, usable width—110 feet.
 Gatun lake, area—164 square miles.
 Gatun lake, channel depth—85 to 45 feet.
 Concrete required—5,000,000 cubic yards.
 Time of transit through canal—10 to 12 hours.
 Time of passage through locks—3 hours.
 Length of relocated Panama railroad—46.2 miles.
 Canal zone, area—About 448 square miles.
 Canal zone area owned by United States—About
 322 square miles.
 French buildings acquired—2,150.
 French buildings used—1,537.
 Value of utilized French equipment—\$1,000,000.
 Canal force, average at work—About 39,000.
 Estimated total cost of canal—\$375,000,000.
 Work begun by Americans—May 4, 1904.
 Length of canal in use in August, 1910—10.5 miles.
 Probable date of completion—Jan. 1, 1915.

CANAL COMMISSION.

Lieut.-Col. George W. Goethals, U. S. A., chair-
 man and chief engineer.
 Lieut.-Col. David Du B. Gaillard, U. S. A., corps
 of engineers.
 Lieut.-Col. William L. Sibert, U. S. A., corps of
 engineers.
 Col. William C. Gorgas, U. S. A., medical de-
 partment.
 Harry H. Rousseau, U. S. N., civil engineer.
 Lieut.-Col. H. F. Hodges, U. S. A.
 Maurice H. Thatcher, civilian.
 Headquarters of commission in Panama.
 As chairman, Lieut.-Col. Goethals receives a salary
 of \$15,000 annually. Lieut.-Cols. Gaillard and
 Sibert and Civil Engineer Rousseau \$14,000 each and
 Dr. Gorgas, Col. Hodges and Mr. Thatcher
 \$10,000 each.

CIVIL ADMINISTRATION.

Head of Department—Maurice H. Thatcher, Ancon.
 Chief Clerk—G. A. Ninas, Ancon.

CANAL ZONE JUDICIARY.

Chief Justice Supreme Court—H. A. Gudger.
 Associate Justice—Thomas E. Brown, Jr.
 The salary of the chief justice is \$6,500 a year
 and of the associate justices \$6,000 each.

SANITATION.

Chief—Col. W. C. Gorgas.
 Assistant—Lieut.-Col. John L. Phillips.
 General Inspector—Dr. M. E. Connor.

CHRONOLOGY.

First exploration of route 1527.
 Advocated by Humboldt 1803.
 Panama railroad built 1850-1855.
 Panama Canal company formed by De Lesseps 1879.
 Work on canal begun Feb. 24, 1881.
 Canal company failed Dec. 11, 1888.
 De Lesseps and others sentenced to prison for
 fraud Feb. 9, 1893.
 New French canal company formed October, 1894.
 De Lesseps died Dec. 7, 1894.
 Hay-Panncoteff treaty superseding the Clayton-
 Bulwer treaty signed Nov. 18, 1901; ratified by
 senate Dec. 16; ratified by Great Britain Jan.
 20, 1902.
 Canal property offered to the United States for
 \$40,000,000 Jan. 9, 1902; accepted Feb. 16, 1903.
 Bill authorizing construction of canal passed by
 house of representatives Jan. 9, 1902; passed by
 senate June 19, 1902; approved June 28, 1902.
 Canal treaty with Colombia signed Jan. 22, 1903;
 ratified by senate March 17, 1903; rejected by
 Colombia Aug. 12, 1903.
 Revolution in Panama Nov. 3, 1903.
 Canal treaty with Panama negotiated Nov. 18,
 1903; ratified by republic of Panama Dec. 2, 1903;
 ratified by United States senate Feb. 23, 1904.

Canal commissioners appointed Feb. 29, 1904.
 Papers transferring canal to the United States
 signed in Paris April 22, 1904.
 Bill for government of canal zone passed by the
 senate April 15, 1904; passed by the house April
 21; approved April 26.
 Canal property at Panama formally turned over
 to the United States commissioners May 4, 1904.
 President outlines rules for the government of the
 canal zone and war department takes charge of
 the work May 9, 1904.
 Gen. George W. Davis appointed first governor of
 canal zone May 9, 1904.
 John F. Wallace appointed chief engineer May
 10, 1904; resigned June 29, 1905.
 Republic of Panama paid \$10,000,000 May 21, 1904.
 First payment on \$40,000,000 to French canal com-
 pany made May 24, 1904.
 Lorin C. Collins appointed Supreme court judge
 for canal zone June 17, 1905.
 New commission with Theodore P. Shonts as chair-
 man named April 3, 1905; Shonts resigned March
 4, 1907.
 John F. Stevens appointed chief engineer June 29,
 1905; resigned Feb. 26, 1907.
 Lieut.-Col. George W. Goethals appointed chief en-
 gineer Feb. 26, 1907.

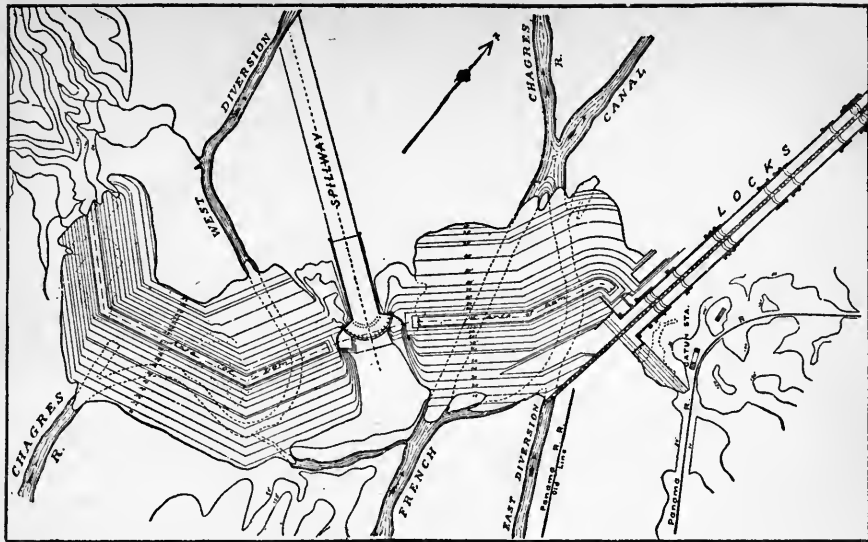
PLAN OF THE CANAL.

The entire length of the Panama canal from
 deep water in the Atlantic to deep water in the
 Pacific is 50.5 miles. Its length on land is 40.5
 miles. In passing through the canal from the
 Atlantic to the Pacific, a vessel will enter a
 channel with a bottom width of 500 feet in Limon
 bay and follow this for about seven miles to
 Gatun, where it will enter a series of three locks
 in flight and be lifted eighty-five feet to the level
 of the Gatun lake. It will fall at full ocean
 speed through this lake, in a channel varying from
 1,000 to 500 feet in width, for a distance of about
 twenty-four miles, to Bas Obispo, where it will
 enter the Culebra cut. It will fall through the
 cut, a distance of about nine miles, in a channel
 with a bottom width of 300 feet, to Pedro Miguel.
 There it will enter a lock and be lowered 30½
 feet to a small lake at an elevation of 54½ feet
 above sea level and will fall through this for
 about 1½ miles to Miraflores. There it will enter
 two locks in series and be lowered to sea level,
 passing out into the Pacific through a channel 8½
 miles in length, with a bottom width of 500 feet.
 The depth of the approach channel on the Atlan-
 tic side, where the tidal oscillation does not ex-
 ceed 1½ feet, will be 41 feet at mean tide, and on
 the Pacific side, where the maximum oscillation is
 23 feet, the depth will be 45 feet at mean tide.

GATUN DAM.

The Gatun dam, which will form Gatun lake by
 impounding the waters of the Chagres river and
 other streams, will be nearly 1½ miles long, mea-
 sured on its crest, nearly half a mile wide at its base,
 about 400 feet wide at the water surface, about
 100 feet wide at the top, and its crest, as planned,
 will be at an elevation of 115 feet above mean
 sea level, or 30 feet above the normal level of the
 lake. The interior of the dam will be formed of
 a natural mixture of sand and clay, dredged by
 hydraulic process from pits above and below the
 dam, and placed between two large masses of
 rock and miscellaneous material, obtained from
 steam-shovel excavation at various points along
 the canal. The top and up-stream slope will be
 ripped. The spillway is a concrete lined open-
 ing, 1,200 feet long and 300 feet wide, cut through
 a hill of rock nearly in the center of the dam,
 the bottom of the opening being ten feet above sea
 level. During the construction of the dam, all
 the waters discharged from the Chagres river and
 its tributaries will flow through this opening.
 When the lake is formed, the spillway will be
 closed with a concrete dam, fitted with gates and
 machinery for regulating the water level of the
 lake.

The water level of Gatun lake, extending through
 the Culebra cut, will be maintained at the south
 end by an earth dam connecting the locks at
 Pedro Miguel with the high ground to the west-



GATUN DAM, SPILLWAY AND LOCKS ON PANAMA CANAL.

ward, about 1,700 feet long, with its crest at an elevation of 105 feet above mean tide. A small lake between the locks at Pedro Miguel and Miraflores will be formed by dams connecting the walls of Miraflores locks with the high ground on either side. The dam to the westward will be of earth, about 2,700 feet long, having its crest about 15 feet above the water in Miraflores lake. The east dam will be of concrete, about 500 feet long, and will form a spillway for Miraflores lake, with crest gates similar to those at the spillway of the Gatun dam.

GATUN LAKE.

Gatun lake will cover an area of 164 square miles, with a depth in the ship channel varying from 85 to 45 feet. Throughout the first 16 miles from Gatun the width of the channel will be 1,000 feet; then for 4 miles it will be 800 feet and for 4 miles more, 500 feet, when the entrance to Culebra cut, at Bas Obispo, will be reached. The water level in the cut will be that of the lake and the bottom width of the channel will be 300 feet.

CANAL ZONE.

The canal zone contains about 448 square miles. It begins at a point three marine miles from mean low-water mark in each ocean and extends for five miles on each side of the center line of the route of the canal. It includes the group of islands in the Bay of Panama named Perico, Naos, Culebra and Flamenco. The cities of Panama and Colon are excluded from the zone, but the United States has the right to enforce sanitary ordinances and maintain public order there in case the republic of Panama should not be able to do so. Of the 448 square miles in the zone the United States owns 322 and private persons 126. The private property may, however, be acquired at any time by the United States by purchase or by the exercise of the right of eminent domain.

THE LOCKS.

There will be twelve locks in the canal, all in duplicate, three pairs in flight at Gatun, with a combined lift of 85 feet; one pair at Pedro Miguel, with a lift of 30½ feet, and two pairs at Miraflores, with a combined lift of 54½ feet at mean tide. The dimensions of all are the same—a usable length of 1,000 feet and a usable width of

110 feet. Each lock will be a chamber, with walls and floors of concrete and water-tight gates at each end.

The side walls will be 45 to 50 feet wide at the surface of floor; will be perpendicular on the face and will narrow from the point 24½ feet above the floor until they are 8 feet wide at the top. The middle wall will be 60 feet wide, approximately 81 feet high, and each face will be vertical. At a point 42½ feet above the surface of the floor and 15 feet above the top of the middle culvert, this wall will divide into two parts, leaving a space down the center much like the letter "U," which will be 19 feet wide at the bottom. In this center space, which will be 44 feet wide at the top, will be a tunnel divided into three stories or galleries. The lowest gallery will be for drainage; the middle for the wires that carry the electric current to operate the gate and valve machinery, which will be installed in the center wall, and the upper will be a passageway for the operators. The lock chambers will be filled and emptied through lateral culverts in the floors, connected with main culverts, 18 feet in diameter, in the walls, the water flowing in and out by gravity.

The lock gates will be steel structures, 7 feet thick, 65 feet long and from 47 to 32 feet high. They will weigh from 300 to 600 tons each. For the entire canal 92 leaves will be required, the total weighing 57,000 tons. Intermediate gates will be used in the locks to save water and time, if desired, in locking small vessels through, the gates being so fixed as to divide the locks into chambers 600 and 400 feet long, respectively. Of the vessels navigating the high seas, 95 per cent are less than 600 feet long. In the construction of the locks it is estimated that there will be used approximately 4,500,000 cubic yards of concrete.

No vessel will be permitted to enter or pass through the locks under its own power. Electricity will be used to tow all vessels into and through the locks, and to operate all gates and valves, power being generated by water turbines from the head created by Gatun lake. The time required to pass a vessel through all the locks is estimated at three hours, one hour and a half in the three locks at Gatun and about the same time in the three locks on the Pacific side. The

time of the passage of a vessel through the entire canal is estimated as ranging from ten to twelve hours, according to the size of the ship and the rate of speed at which it can travel.

CANAL EXCAVATION TO JULY 31, 1911.

	Cu. yds.
By French companies.....	78,146,960
French excavation useful to canal.....	29,908,000
By Americans—	
Dry excavation.....	90,442,384

Dredges	55,043,652	
Total		145,486,536
May 4 to Dec. 31, 1904.....	243,472	
Jan. 1 to Dec. 31, 1905.....	1,799,227	
Jan. 1 to Dec. 31, 1906.....	4,948,497	
Jan. 1 to Dec. 31, 1907.....	37,116,730	
Jan. 1 to Dec. 31, 1908.....	35,096,166	
Jan. 1 to Dec. 31, 1909.....	31,437,671	
Jan. 1 to July 31, 1911.....	19,079,472	

TOTAL BY DIVISIONS AND AMOUNT TO BE EXCAVATED.

DIVISIONS.	Amount excavated.		Amount to be excavated.	
	Cubic yards.	Total.	Cubic yards.	Total.
Atlantic—				
Dry excavation.....	8,212,681		60,373	} 10,205,978
Dredges	24,938,686	33,151,367	10,145,605	
Central—				
Culebra cut.....	66,852,698		22,591,307	} 23,102,944
All other points.....	11,845,654	78,698,352	511,637	
Pacific—				
Dry excavation.....	3,689,126		2,691,016	} 8,418,586
Dredges	29,947,691	33,636,817	5,727,570	
Grand totals.....		145,486,536		41,727,508

APPROPRIATIONS AND EXPENDITURES.

APPROPRIATIONS.

Payment to New Panama Canal com'y.....	\$40,000,000.00
Payment to republic of Panama.....	10,000,000.00
Appropriation for 1902.....	10,000,000.00
Appropriation for 1906.....	11,000,000.00
Deficiency for 1906.....	5,990,786.00
Appropriation for 1907.....	25,456,415.08
Appropriation for 1908.....	27,161,367.50
Deficiency for 1908.....	12,173,900.00
Appropriation for 1909.....	29,187,000.00
Deficiency for 1909.....	5,458,000.00
Appropriation for 1910.....	33,638,000.00
Deficiency for 1910.....	76,000.00
Appropriation for 1911.....	37,855,000.00
For private relief, 1911.....	4,464.18
Appropriation for 1912.....	45,560,000.00
Total	293,565,872.76

EXPENDITURES TO JUNE 30, 1911.

Civil administration.....	\$4,891,521.19
Sanitation	13,194,372.85
Construction and engineering.....	123,386,159.78
Miscellaneous	82,998,029.53
Total	225,470,053.26

CANAL FORCE.

The total force at work on the canal and railroad July 26, 1911, was 34,681. Canal employes numbered 27,740 and Panama railroad 6,941. The number of "gold" or white American employes was 4,250. The great majority of laborers are West Indian negroes.

CANAL FORTIFICATIONS.

An initial expenditure of \$3,000,000 for the fortification of the Panama canal was authorized in the sundry civil act passed by congress and approved March 4, 1911. Of this amount \$2,000,000 was for the construction of seacoast batteries on the canal zone.

PANAMA RAILROAD.

The Panama railroad and the steamships run in connection with it between New York and Colon are owned and operated by the United States government. When the canal was purchased from the new French canal company the railroad and steamship property was included among the assets. It practically parallels the route of the canal nearly the whole distance. Since it was acquired by the Americans the line has been almost completely re-located to correspond with changes in the route and plan of the canal. It is 46½ miles long and runs between the cities of Colon and Panama.

END OF PANAMA CANAL LIBEL CASES.

Jan. 3, 1910, the Supreme court of the United States approved the action of the federal Circuit court in New York in quashing the Panama canal libel indictment against the Press Publishing company of New York, N. Y. This indictment was brought by the United States government, which alleged that certain articles published by the defendant were libelous. These articles stated in effect that Charles P. Taft, Douglas Robinson and William Nelson Cromwell, with J. Pierpont Morgan and others, obtained control of the Panama canal route for about \$3,000,000, and by the co-

operation of Theodore Roosevelt, then president of the United States and brother-in-law of Mr. Robinson, and William H. Taft, then secretary of war and brother of Mr. Taft, were enabled to effect the sale of the Panama canal to the United States at a profit of \$36,000,000.

Chief Justice White, in announcing the opinion of the court, interpreted the statute under which the United States sought to prosecute to mean that it was to be applied to crimes committed on federal reservations when otherwise the criminal would go unwhipped of justice.

BURIAL PLACES OF AMERICAN PRESIDENTS.

George Washington—Mount Vernon, Va.
 John Adams—Quincy, Mass.
 Thomas Jefferson—Monticello, Va.
 James Madison—Montpelier, Va.
 James Monroe—Richmond, Va.
 John Quincy Adams—Quincy, Mass.
 Andrew Jackson—Hermitage, Nashville, Tenn.
 Martin Van Buren—Kinderhook, N. Y.
 William Henry Harrison—North Bend, O.
 John Tyler—Richmond, Va.
 James Knox Polk—Nashville, Tenn.
 Zachary Taylor—Springfield, Ky.

Millard Fillmore—Buffalo, N. Y.
 Franklin Pierce—Concord, N. H.
 James Buchanan—Lancaster, Pa.
 Abraham Lincoln—Springfield, Ill.
 Ulysses S. Grant—New York, N. Y.
 Rutherford B. Hayes—Fremont, O.
 James A. Garfield—Cleveland, O.
 Chester A. Arthur—Albany, N. Y.
 Benjamin Harrison—Indianapolis, Ind.
 William McKinley—Canton, O.
 Grover Cleveland—Princeton, N. J.

CANALS IN THE UNITED STATES (1906*).

[From census bureau report.]

State and name.	Op'd.(miles).	Length		Depth	Locks	Cost.*
		Width (feet).	Width (feet).			
		Surface.	Bottom.(feet).	(ft.)	(No.)	
Alabama—Black Warrior.....	1889	91.00	6.5	7	\$2,223,883
Coosa.....	1888	25.00	4	3	1,040,928
Arkansas—Upper White.....	9.00	5	2	684,110
Delaware—Chesapeake and Delaware.....	1829	29.63	60 40	10	3	5,000,000
Georgia—Augusta.....	1847	9.00	150 106	11	1	2,090,263
Illinois—Drainage.....	1900	34.00	244 158	22	52,697,495
Galena.....	1894	2.00	2	1	100,000
Illinois and Michigan.....	1848	96.00	60 30	8	18	9,194,498
Illinois and Mississippi.....	1895	4.50	7	3	547,230
Illinois (LaSalle-Grafton).....	1889	227.00	7	4	2,963,706
Wabash.....	1893	12.00	3.5	1	130,000
Iowa—Des Moines Rapids.....	1877	12.00	250	5	3	4,666,889
Canalized rivers.....	1,520.40	138	42,886,978
Kentucky—Big Sandy.....	1889	27.00	6	3	1,091,108
Green and Barren.....	1889	213.00	5	7	661,655
Kentucky.....	1889	200.00	5	11	2,798,922
Louisville and Portland.....	1850	2.40	12	4	5,836,230
Rough.....	1896	29.50	6	1	104,899
Louisiana—Campany's.....	2847	95.00	60 45	5.5	1	500,000
Harvey's.....	1820	5.35	70 65	6	1	400,000
Lake Borne.....	1900	7.00	100 85	6	1	350,000
New Basin.....	1835	7.50	100 90	9	2,000,000
Old Basin.....	1794	7.00	60 40	7	150,000
Maryland—Chesapeake and Ohio.....	1850	185.00	68 31	6	75	14,000,000
Michigan—Lake Superior.....	1873	7.75	120	20	4,246,728
St. Clair Flats.....	1889	1.19	20	1,035,577
St. Mary's.....	1855	1.60	160	25	2 8,000,000
New Jersey—Delaware.....	1838	66.00	60 30	9	4	5,113,749
Morris.....	1836	106.00	50 30	5	32	6,000,000
New York—Black river.....	1849	42.00	42 28	4	109	3,964,000
Cayuga.....	1839	24.77	70 56	7	10	2,232,632
Champlain.....	1822	81.00	50 35	5	23
Delaware and Hudson.....	1828	9.99	50 30	7	10	65,000
Delaware and branches.....	1825	355.13	70 56	7	72	65,402,033
Erie and branches.....	1828	38.00	70 56	7	18	5,161,793
Oswego.....	1868	4.00	26 26	7	50,000
North Carolina—Fairfield.....	1882	5.00	5	35,000
Newbern.....	1825	269.00	50 25	5	95	8,062,680
Ohio—Miami.....	1840	70.00	7	10	2,127,738
Mnskingum.....	1825	326.00	40 26	4	144	7,904,971
Ohio and branches.....	1889	4.50	8	2	3,816,394
Oregon—Columbia.....	78.19	12	26,524,588
Government canals.....	1873	0.75	75 55	6	5	750,000
Portland General Electric.....	1900	18.00	5	1	202,620
Yamhill.....	1903	26.00	6	3	1,124,768
Pennsylvania—Allegheny.....	1821	108.00	44 18	6	91	7,066,459
Lehigh Coal.....	1888	89.00	5.4	12	3,964,466
Monongahela.....	1885	36.50	6.5	6	4,668,561
Ohio.....	1826	89.88	58 40	6	55	11,018,875
Schuykill.....	1906	2.00	5	1	221,238
South Carolina—Congaree.....	1906	5.00	90	6	172,175
Esterville-Miami.....	1906	0.33	90	7
Fenwick's Island.....	1889	76.50	6	3	2,232,637
Tennessee—Cumberland.....	1889	18.00	5	2	3,181,726
Tennessee.....	1853	29.50	37½	3	359,638
Texas—Galveston.....	1876	5.43	180	17
Morgan.....	1873	9.00	100 60	8	271,975
Morris.....	1899	7.13	183 75	25	803,490
Port Arthur.....	1860	14.00	80 45	10	1	1,151,849
Virginia—Aibemarle.....	1794	23.00	70 40	9	2	3,301,000
Lake Drummond.....	1889	90.00	6	10	4,165,650
West Virginia—Great Kanawha.....	1889	48.00	4	5	519,107
Little Kanawha.....	1899	41.00	7	7	1,719,587
Monongahela.....	1856	160.40	5	27	3,149,295
Wisconsin—Fox.....	1881	1.36	160	21	504,596
Sturgeon bay.....	3,644.60	934	283,208,863
Total.....

*Including improvements. †Included in Erie.

NOTE—The above list, it will be noted, includes a number of canalized rivers, and does not include canals completed since 1906.

THE HENNEPIN CANAL.

Preliminary surveys begun—1871.

Excavation begun—1892.

Work completed—1907.

Canal formally opened—Oct. 24, 1907.

Length of main channel—75 miles.

Length of feeder—29.3 miles.

Total length—104 miles.

Depth—7 feet.

Width at bottom—52 feet.

Width at water line—80 feet.

Locks on main canal—32.

Locks on feeder—1.

Total cost—\$7,500,000.

The Hennepin, or more comprehensively, the Illinois and Mississippi canal, extends from the Illinois river near Hennetin to the Mississippi three miles below Rock Island. The navigable feeder extends from Rock river at Sterling and Rock Falls to the main line near Sheffield and is of the same size and just as navigable as the main line. Water is forced into it by a dam a quarter of a mile long at Sterling.

NEW YORK STATE BARGE CANAL.

Total length—442 miles.

Width—From 122 to 160 feet.

Depth—From 12 to 20 feet.

Locks—61.

Excavation—175,000,000 cubic yards.

Cost—\$101,000,000.

Work on the New York state barge canal, or sys-

tem of canals, according to estimates, will be completed in 1916. The main waterway will follow the line of the present Erie canal in most places from the Hudson river at Waterford, Saratoga county, to Tonawanda and Lake Erie; another division will

connect the Hudson with Lake Champlain, while a third branch will run from the main canal at Three Rivers Point to Lake Ontario. The waterway will be wide and deep enough to accommodate steam barges with a maximum capacity of 1,800 tons each.

GREAT SHIP CANALS OF THE WORLD.

CANAL.	Open'd	L'ngth	Depth.	Wdth*	Cost.
	Year.	Miles.	Feet.	Feet.	
Corinth (Greece).....	1893	4	26.25	72	\$5,000,000
Kronstadt-St. Petersburg (Russia).....	1890	16	20.50	220	10,000,000
Elbe and Trave (Germany).....	1800	41	10	72	5,831,000
Kaiser Wilhelm (Germany).....	1895	61	29.50	72	57,128,000
Manchester ship (England).....	1894	35.5	26	120	75,000,000
Sault Ste. Marie (U. S.).....	1855	1.6	22	100	10,000,000
Sault Ste. Marie (Canada).....	1856	1.11	20.25	142	2,791,873
Suez (Egypt).....	1869	90	31	108	100,000,000
Welland (Canada).....	1857	26.75	14	100	25,000,000

*At the bottom.

CHRONOLOGY OF RECENT WARS.

SPANISH-AMERICAN WAR, 1898.	
Maine blown up.....	Feb. 15
Diplomatic relations broken.....	April 21
Cuban blockade declared.....	April 22
War declared by Spain.....	April 24
War declared by United States.....	April 25
Dewey's victory at Manila.....	May 1
Hobson's Merrimac exploit.....	June 3
U. S. army corps lands in Cuba.....	June 21
Battle at El Caney and San Juan.....	July 1
Cervera's fleet destroyed.....	July 3
Santiago de Cuba surrenders.....	July 17
Peace protocol signed.....	Aug. 12
Surrender of Manila.....	Aug. 13
Peace treaty signed in Paris.....	Dec. 12

PHILIPPINE WAR, 1899-1902.

Hostilities begun.....	Feb. 4, 1899
Battles around Manila.....	Feb. 17, 1899
Battle at Pasig.....	March 13, 1899
Santa Cruz captured.....	April 25, 1899
San Fernando captured.....	May 5, 1899
Battle of Bacoor.....	June 13, 1899
Battle of Imus.....	June 16, 1899
Battle of Colamba.....	July 26, 1899
Battle of Calulut.....	Aug. 9, 1899
Battle at Angeles.....	Aug. 16, 1899
Maj. John A. Logan killed.....	Nov. 11, 1899
Gen. Gregorio del Pilar killed.....	Dec. 10, 1899
Gen. Lawton killed.....	Dec. 19, 1899
Taft commission appointed.....	Feb. 25, 1900
Aginaldo captured.....	March 23, 1900
End of the war.....	April 30, 1902
Military governorship ended.....	July 4, 1902

ANGLO-BOER WAR, 1899-1902.

Boers declare war.....	Oct. 10, 1899
Boers invade Natal.....	Oct. 12, 1899
Battle of Glencoe.....	Oct. 20, 1899
Battle of Magersfontein.....	Dec. 10, 1899
Battle of Colesburg.....	Dec. 31, 1899
Spion Kop battles.....	Jan. 23-25, 1900
Kimberley relieved.....	Feb. 15, 1900
Gen. Cronje surrenders.....	Feb. 27, 1900
McCord relieved.....	March 1, 1900
Mafeking relieved.....	May 17, 1900
Johannesburg captured.....	May 30, 1900
Orange Free State annexed.....	May 30, 1900
Pretoria captured.....	June 4, 1900
South African Republic annexed.....	Sept. 1, 1900
Gen. Methuen captured.....	March 7, 1902
Treaty of peace signed.....	May 31, 1902

RUSSO-JAPANESE WAR, 1904-1905.

Hostilities begun by Japan.....	Feb. 8, 1904
War declared.....	Feb. 10, 1904
Petropavlovsk sunk.....	April 13, 1904
Battle of the Yalu.....	May 1, 1904
Battle ship Hatsuse sunk.....	May 15, 1904
Cruiser Yoshino sunk.....	May 15, 1904
Nanshan hill battles.....	May 21-27, 1904
Dalny captured.....	May 30, 1904
Vafangow battle.....	June 14, 1904
Kaiping captured.....	July 8, 1904
Port Arthur invested.....	July 20-31, 1904
Newchwang evacuated.....	July 25, 1904
Halchow evacuated.....	Aug. 3, 1904

Port Arthur naval battle.....	Aug. 10, 1904
Battle of Liaoyang.....	Aug. 26-Sept. 4, 1904
Battle of Sha river.....	Oct. 12-19, 1904
Dogger bank affair.....	Oct. 22, 1904
203-Meter hill captured.....	Nov. 30, 1904
North Keekwan captured.....	Dec. 18, 1904
Ehrungshan captured.....	Dec. 25, 1904
Sungshuban captured.....	Dec. 31, 1904
Port Arthur surrendered.....	Jan. 1-2, 1905
Battle of Heikoutai.....	Jan. 27-Feb. 4, 1905
Battle of Mukden.....	Feb. 24-March 12, 1905
Battle of Sea of Japan.....	May 27-28, 1905
Roosevelt peace proposal.....	June 7, 1905
Sakhalin captured.....	July 5, 1905
Portsmouth peace conference.....	Aug. 9-29, 1905
Peace treaty signed.....	Sept. 5, 1905

TROOPS ENGAGED IN UNITED STATES WARS.

Military and naval forces employed by the government since 1775.

War.	Date.	Total.
Revolution.....	1775-83	309,791
Northwestern Indian.....	1790-95	8,983
France.....	1793-1800	4,533
Tripoli.....	1801-05	3,330
Indian (Harrison).....	1811-13	910
War of 1812.....	1812-15	576,622
Creek Indian.....	1813-14	13,751
Seminole.....	1817-18	6,911
Winnebago (Wis.).....	1827	1,416
Sac and Fox (Ill.).....	1831	6,465
Black Hawk.....	1832	9,494
Cherokee removal.....	1833-39	41,122
Seminole (Fla.).....	1835-42	4,429
Sabine Indian.....	1836-37	13,418
Creek (Ala.).....	1836-37	1,500
"Patriot" (frontier).....	1838-39	112,230
Seminole (Fla.).....	1842-58	1,116
Mexico.....	1846-48	4,243
Cayuse Indian (Ore.).....	1848	2,561
Texas Indian.....	1849-56	265
Apache (Utah).....	1849-55	540
California Indian.....	1849-55	5,145
Utah Indian.....	1851-53	6,693
Oregon Washington Indian.....	1851-56	2,778,304
Seminole.....	1854	31,523
Comanche.....	1854	140,038
Civil war.....	1855-58	4,371,839
Spanish-American.....	1861-66	
Philippine.....	1898-99	
Philippine.....	1899-1902	
Pekin (China) expedition.....	1900-01	
Total.....		4,371,839

The total in this table includes re-enlistments. The total number of individuals is estimated at 3,304,993, of whom 2,213,363 served in the civil war.

AMERICAN LOSSES IN SPANISH AND PHILIPPINE WARS.

	Officers.	En. men.
May 1, 1898, to June 30, 1899.....	224	6,396
June 30, 1899, to July 1, 1900.....	74	1,930
July 1, 1900, to June 30, 1901.....	57	1,933

THE CARNEGIE HERO FUND.

April 15, 1904, Andrew Carnegie placed in the hands of a commission the sum of \$5,000,000 to be known as "the hero fund." Its purpose is to reward with medals and money the men and women who perform heroic deeds, or, in case they lose their lives, to care for those dependent upon them. Widows are given support until they remarry and children are given allowances until they are 16 years of age. Only such as follow peaceful vocations on sea or land in the United States and Canada are eligible to become beneficiaries of the fund. The first awards of medals and money were made in May, and others in October, 1905. The names of the recipients, with the reason for the award in each case, will be found in The Daily News Almanac and Year-Book beginning with the volume for 1906.

AWARDED MAY 4, 1910.

Margaret I. Davies, aged 33, clerk, saved Charles F. Bodamer from being run over by a train at Sharon, Pa., Dec. 29, 1909; bronze medal and \$500.

George V. Knopf, aged 36, clerk, saved Emma Q. Keys from burning at Sandusky, O., Nov. 18, 1909; bronze medal and \$1,000.

Martha Generals (colored), aged 57, housewife, saved Peter M. Malkemes, aged 9, from electric shock at Wilkesbarre, Pa., July 29, 1906; bronze medal and \$20 a month for life.

Alexis B. Luce, aged 23, actor, saved unknown woman from drowning at New London, Conn., Sept. 20, 1908; bronze medal.

John A. Weist, aged 20, salesman, saved Theodore and Leo Kendall from drowning at Pittsburgh, Pa., Dec. 12, 1909; bronze medal.

Dean Adriano, Jr., aged 25, clerk, saved Cordelia M. Kepplinger from drowning at Galveston Tex., July 15, 1909; bronze medal.

Clarence W. Lyons, aged 27, accountant, saved Marguerite K. Hartman from drowning at Williamsport, Pa., Jan. 22, 1909; bronze medal and \$1,000.

Bernard D. Connelly, aged 40, attorney, saved Charlotte R. Chamberlain from drowning at Le Claire, Iowa, June 29, 1906; bronze medal.

Joseph A. Riley, aged 50, policeman, saved Mayme F. Price and Lottie R. Firestone from drowning at Cleveland, O., Aug. 25, 1909; bronze medal and \$1,000.

Frederick W. Sles, aged 21, locomotive fireman, saved James M. Hayek, aged 2, from being run over by a train at Dixon, Iowa, Nov. 4, 1909; bronze medal and \$1,000.

Robert W. Young, aged 36, brakeman, saved Ray E. Berham from being run over by a train at Abilene, Kas., April 20, 1909; bronze medal and \$1,000.

John G. White, aged 46, yardmaster, saved Mary F. and Elizabeth Scannacca from being run over by a train at Batavia, N. Y., June 14, 1909; bronze medal and \$1,000.

George E. Hemphill, aged 29, farmer, attempted to save Clarence Slaughter from suffocation by smoke at Anna, Tex., Aug. 31, 1909; bronze medal and \$1,000.

Patrick F. Williamson, aged 22, brewery worker, died in helping to save George M. Myers from suffocation by fumes of anhydrous nitrate at Punxsutawney, Pa., Jan. 10, 1910; bronze medal to brother.

Edward W. Noll, aged 25, brewery worker, died while trying to save Patrick W. Williamson from suffocation (see preceding award); bronze medal and \$50 a month to widow.

Harley Tomlinson (colored), aged 34, farmer, died trying to save Oscar Colson from drowning in flood at Norwood, N. C., Aug. 3, 1909; bronze medal and \$15 a month to widow and \$2 a month to each of three children.

Frank Forrest (colored), aged 53, farmer, assisted in trying to save Oscar Colson and helped to save Henry C. Meyers (see preceding award); bronze medal and \$500.

E. Ralph Adams, aged 15, schoolboy, helped to save Arvy D. Mahoney and died trying to save Burdette C. Blett from drowning at Decatur, Mich., Dec. 7, 1904; bronze medal to father.

B. Franklin Bayles, aged 15, schoolboy, helped to save Arvy D. Mahoney and died trying to save Burdette C. Blett from drowning (see preceding

award); bronze medal and \$20 a month for support of mother for six years.

Archie P. Brake, aged 20, telegraph operator, died trying to save Dorothy F. Bruce from drowning at Iowa Falls, Iowa, July 13, 1909; bronze medal to father.

Carl E. Wagner, aged 14, schoolboy, died attempting to save Anthony Ceralci from drowning at Rochester, N. Y., May 29, 1909; bronze medal and \$20 a month to mother for six years.

Francis P. De Santis, aged 28, miner, assisted in trying to save Michele Rubino from a mine cave-in at Brockwayville, Pa., Dec. 12, 1908; bronze medal and \$1,000.

William P. Harris, aged 30, boss mine driver, assisted in trying to save Michele Rubino (see preceding award); bronze medal and \$1,000.

Giuseppe Petruccelli, aged 13, miner, died in attempting to save Michele Rubino (see preceding awards); bronze medal and \$250 each to two sisters.

Vincenzo Stefanelli, aged 33, miner, died in trying to save Michele Rubino (see preceding awards); bronze medal and \$500 to father.

A. Engene Smith, aged 33, saloonkeeper, tried to save Charles Hendron and A. J. Clark from suffocation by gas in a well at Rogers, Tex., Aug. 6, 1909; silver medal and \$90.

George A. Frost, aged 31, brakeman, saved William B. Malsberry from being run over by a train at Hyndman, Pa., May 25, 1908; silver medal and \$1,500.

Matthew D. Robson, aged 24, laborer, saved Samuel Slater and others from suffocation in a mine at Pana, Ill., Oct. 13, 1907; silver medal and \$1,000.

Wyle Looney, aged 17, schoolboy, died in attempting to save George C. Barker from drowning at Duncanville, Tex., June 2, 1907; silver medal to father.

A. Albert Richards, aged 22, attorney, died in attempting to rescue Joseph T. Parker, aged 12, from a runaway in Denton, Tex., Nov. 11, 1904; silver medal and \$1,000 to his father.

Ira S. Houser, aged 37, railroad flagman, died attempting to save Gall L. Mickey, aged 2, from burning at Chambersburg, Pa., Jan. 6, 1910; silver medal and \$50 a month to widow.

Robert J. Larty, aged 33, laborer, died attempting to save Mary J. Marsh from drowning at Nelsonville, O., March 14, 1907; silver medal and \$15 a month for support of each of three children.

AWARDED OCT. 31, 1910.

Clarence G. Baxter, aged 21, dairyman, saved Annie B. Coker from being run down by a train at Stone Mountain, Ga., May 8, 1909; bronze medal.

Thomas R. Dobson, aged 17, apprentice, saved Laura A. Alberts and Josephine M. Herold from drowning at Baltimore, Md., Sept. 19, 1908; bronze medal and \$1,000.

Harry Z. Householder, aged 23, clerk, saved Loretta M. Forgan from drowning at Baltimore, Md., Sept. 19, 1908; bronze medal and \$1,000.

Lawrence B. Ryman, aged 14, schoolboy, saved Edison R. Austin from drowning at Alderson, Pa., Aug. 25, 1906; bronze medal and \$2,000.

Justin J. McCarthy, aged 12, schoolboy, attempted to save Gladys M. Lowd from drowning at Washington, D. C., Aug. 31, 1908; bronze medal and \$2,000.

James D. Ledbetter, aged 29, liveryman, saved Carrie Gresham from drowning at Newton, Ga., June 11, 1909; bronze medal.

James T. Martin, aged 36, overseer, saved George Heal from drowning at Wilkesbarre, Pa., Jan. 27, 1908; bronze medal and \$1,000.

John H. Thompson, aged 27, locomotive fireman, saved James H. Ray from drowning at Rock Point, Pa., March 4, 1910; bronze medal and \$1,000.

Herbert J. Hesse, aged 16, farm hand, saved Carrie E. Krause and Elsie G. Brexyspraak from drowning at Whitehall, Mich., July 14, 1909; bronze medal and \$1,000.

Elias Roser, aged 48, clergyman, saved Mary A. Wittenbach from drowning at Lowell, Mich., July 31, 1905; bronze medal and \$2,000.

Daniel W. McGowan, aged 45, butcher, saved Elizabeth F. Fleckenstein from drowning at Willow Creek, Cal., Aug. 7, 1909; bronze medal.

Vaughn V. Longmire, aged 15, schoolboy, helped to save A. L. Sharp from drowning at Lost Creek, Tenn., June 21, 1908; bronze medal and \$2,000.

Byron P. Van Orman, aged 25, clerk, rescued Jane M. Thomas and Frank K. Benham from a runaway at Canandaigua, N. Y., March 15, 1909; bronze medal and \$1,000.

James L. McFarland, aged 43, retired, saved Ruby Centrell from being run over by a train at West Frankfort, Ill., Nov. 12, 1909; bronze medal.

Jesse Dunlap, aged 37, conductor, saved Frances Walker, aged 1, from being run down by a train at Carbondale, Pa., June 1, 1908; bronze medal and \$1,000.

Edmund M. Price, aged 34, legging maker, saved Hazel Owens from being run over by an electric car at Seal Garden, Cal., May 26, 1907; bronze medal and \$1,000.

W. Benjamin McAnally, aged 17, farm hand, saved Robert L. Morrison from suffocation in a well at Plano, Tex., March 22, 1909; bronze medal and \$1,000.

Henry P. McCoy, aged 22, clerk, attempted to save Frank L. Scherrer from suffocation in a well at Mendon, Ill., Sept. 12, 1906; bronze medal and \$1,000.

Charles B. Evans, aged 31, farm hand, attempted to save Frank L. Scherrer from suffocation (see preceding award); bronze medal and \$1,000.

James M. Flankau, aged 20, mine car tender, rescued William Derrig and John W. Mulberry from a mine shaft after an explosion; bronze medal and \$1,000.

Patrick F. Walsh, aged 29, miner, helped to rescue John R. Eustice from a mine cavern at Inkerman, Pa., Aug. 22, 1907; bronze medal and \$1,000.

George R. Jopling, aged 55, miner, assisted in Eustice rescue (see preceding award); bronze medal and \$1,000.

John Merrick, aged 50, miner, assisted in Eustice rescue; bronze medal and \$1,000.

Benjamin J. George, aged 26, miner, assisted in Eustice rescue; bronze medal and \$1,000.

Thomas Huntley, aged 40, outside mine foreman, assisted in Eustice rescue; bronze medal and \$1,000.

John R. Ransom, aged 19, student, saved George R. Holder from suffocation in a well at Keene, Tex., Nov. 26, 1908; bronze medal and \$2,000.

G. Harold Griffin, aged 19, student, died attempting to save J. Leslie Nelson from drowning at Dazez, N. D., June 20, 1909; bronze medal to father.

Alva B. Coffey, aged 23, planing mill hand, died attempting to save Charles M. Poling from drowning at Martinsville, Ind., July 10, 1910; bronze medal and \$5 a month to mother.

Alan St. C. Blood, aged 15, schoolboy, saved R. Lucian Blood, Frank O. Carroll and Paul R. Blood from drowning at Grayville, Ill., Dec. 23, 1909; silver medal.

Fleming C. Bower, aged 26, student, saved Stoner F. Watts from drowning at Milton, Pa., Jan. 21, 1909; silver medal and \$2,000.

Gertrude Sharpsteen, aged 17, housekeeper, saved Gertrude E. Downie, aged 4, from being run over by a train at Spencer, N. Y., Aug. 31, 1909; silver medal and \$500.

Jesse A. Wilson, aged 23, stationary fireman, rescued Joseph A. Duffy, aged 2, from burning at Pittston, Pa., July 16, 1909; silver medal and \$2,000.

James L. Smith (colored), aged 36, puddler, saved Frances R. Hetrick from burning at Sisterville, W. Va., Oct. 28, 1909; silver medal and \$1,000.

I. Wood Miller, aged 34, liveryman, saved John H. Egen, Jr., from drowning at Taylorsville, Ky., Feb. 23, 1909; silver medal and \$1,000.

Frederick E. Kilroe, aged 20, watchmaker, died attempting to save George H. Masscotte from drowning at Middlebury, Conn., July 10, 1910; silver medal, \$150 to liquidate debt and \$30 a month to mother for five years.

Adam J. Bopp, aged 23, shoe worker, died attempting to save John J. Gallagher from drowning at Lakeville, Mass., May 22, 1910; silver medal and \$1,000 to mother.

G. Gustave Groenevelt, aged 55, laborer, died attempting to save Roy A. Phillips from suffocation in a tank at Watsonville, Cal., April 27, 1910; silver medal and \$40 a month to widow.

Thomas Fleming, aged 26, assistant foreman, died

attempting to save John Bonick from suffocation in a gas producer at Corning, N. Y., July 9, 1910; silver medal and \$65 a month to widow and \$2 a month for each of two children.

Martin Demyan, aged 29, laborer, died attempting to save John Bonick (see preceding award); silver medal and \$1,000 to widow.

Walter C. Sweet, aged 37, steamfitter, attempted to save John Bonick, Thomas Fleming and Martin Demyan from suffocation (see preceding two awards); silver medal and \$1,000.

David R. Tibbs, aged 26, foreman, died attempting to save Antonio Costalga from drowning at Amsterdam, N. Y., June 23, 1909; silver medal and \$60 a month to widow.

Joseph B. Pinazza, aged 37, miner, died attempting to save John Lubik from suffocation at Maderville, Mont., May 20, 1908; silver medal and \$1,000 to widow.

Hiram W. McIntosh, assistant yardmaster, died attempting to save Constant Gasquet from being run over by a train; silver medal and \$70 a month to widow; \$5 a month for each of two children.

Mary R. Brown, aged 27, trained nurse, saved family of delirious man from being shot by him in Washington, D. C., Dec. 20, 1909; Miss Brown was wounded and died; silver medal and \$30 a month to mother.

William H. Hagerman, aged 34, teamster, died attempting to save Mary Price from being run over by a train at Malaga, N. J., Dec. 26, 1909; silver medal and \$35 a month to widow and \$5 a month for each of four children.

CHERRY MINE AWARDS.

Isaac Lewis, Jr., aged 34, liveryman, died helping to rescue men from a burning mine at Cherry, Ill., Nov. 13, 1909; silver medal and \$40 a month to widow and \$5 a month for each of three children.

Dominick Pormento, aged 32, merchant, died in same rescue work; silver medal and \$30 a month to widow; \$5 a month to each of two children.

Andrew McLuckie, aged 31, miner, died in same rescue work; silver medal and \$20 a month to widow; \$5 a month to each of five children.

J. Alexander Norberg, aged 38, mine boss, died in same rescue work; silver medal and \$55 a month to widow; \$5 a month to each of two children.

Henry Stewart, aged 28, miner, died in same rescue work; silver medal and \$20 a month to widow; \$5 a month to each of four children.

Robert Clark, aged 28, miner, died in same rescue work; silver medal to father.

James Spelr, aged 34, miner, died in same rescue work; silver medal and \$35 a month to widow; \$5 a month to each of six children.

John Bundy, mine manager, died in same rescue work; silver medal and \$65 a month to widow; \$5 a month to each of three children.

John Szabirnski, aged 29, cage operator, died in same rescue work; silver medal and \$35 a month to widow; \$5 a month to each of two children.

Charles Waite, aged 43, mine examiner and boss, died in same rescue work; silver medal and \$35 a month to widow; \$5 a month to son.

John Flood, aged 49, merchant, died in same rescue work; silver medal to brother.

Walter Walter, aged 41, assistant mine manager, helped to rescue men from burning mine at Cherry, Ill.; silver medal and \$1,000.

George Eddy, aged 48, mine examiner and boss, helped in Cherry mine rescue; silver medal and \$1,000.

AWARDS MADE JAN. 18, 1911.

James T. Mason, aged 48, saloonkeeper, helped to save Mary E. and William Von L. Holliday, Carroll W. Rector and William B. Sweet from drowning at Grand Rapids, Wis., May 26, 1909; bronze medal.

George K. Muir, aged 22, clerk, helped in rescue noted in preceding award; bronze medal.

Harry L. Masser, aged 17, student, helped to save Bertha L. Pillsbury from drowning at Yosemite, Cal., Aug. 12, 1907; bronze medal.

J. Parks Jones, aged 17, student, helped in rescue noted in preceding award; bronze medal.

Jerome Miller, aged 44, contractor, saved William C. Stapel from burning at Oshkosh, Wis., Oct. 16, 1908; bronze medal.

Arthur A. Thornley, aged 19, hospital orderly,

saved a number of persons from burning at Middle-town, N. Y., Aug. 24, 1907; bronze medal.
Guy F. Empey, aged 15, schoolboy, saved Cornelia E. Denne from drowning at Merrill, Wis., Nov. 29, 1906; bronze medal.
James V. Logan, aged 36, minister, saved D. W. Denton, aged 16, from drowning at Burdise, Ky., July 29, 1909; bronze medal and \$2,000.
Charles R. McCabe, Jr., aged 20, insurance agent, saved George M. Cummins from drowning at Saynor, Wis., June 28, 1909; bronze medal and \$1,000.
Fred B. Karr, aged 31, brakeman, saved William Damasewski from being run over by a train at Kankakee, Ill., July 2, 1908; bronze medal and \$1,000.

Reuben P. Swartley, aged 23, molder, saved George A. Phillips from drowning at Norristown, Pa., Feb. 8, 1910; bronze medal and \$2,000.

William T. Kennedy, aged 24, chemist, saved Viola and Brainerd Fountain, children, from drowning at Wharton, N. J., Jan. 3, 1908; bronze medal and \$2,000.

James Brennan, aged 58, laborer, died saving Barbara M. Lewis from drowning at New London, Conn., Sept. 7, 1910; bronze medal \$750 to liquidate mortgage and \$25 a month to widow.

Robert C. Woods, aged 22, farmer, died attempting to save Harry A. Strom from drowning at Southbend, Minn., July 17, 1910; bronze medal and \$25 a month to mother for five years.

Lynn A. Gates, aged 19, student, died attempting to save Victor M. Cross from drowning at Gerry, N. Y., June 7, 1908; bronze medal and \$1,000 to father.

Lynn B. Fisk, aged 20, school teacher, helped to save Victor M. Cross (see preceding award); bronze medal and \$1,000.

William H. Edwards, aged 33, street commissioner, overpowered man who tried to kill Mayor William J. Gaynor, New York, N. Y., Aug. 9, 1910; silver medal.

Daniel B. Howard, aged 39, laborer, saved Mary Tillotson from drowning at Baldwinville, N. Y., April 18, 1909; silver medal and \$1,000.

Anna O. Bronley, aged 16, student, saved Philip F. Fackenthal from drowning at High Point, N. J., July 31, 1905; silver medal and \$2,000.

Ray M. Taylor, aged 26, well digger, attempted to save Francis M. McCune from suffocation in well at Summit, S. D., Nov. 19, 1908; silver medal and \$1,000.

Arthur T. Christ, aged 17, office boy, fatally injured in saving Charles A. Hetzel, Jr., from burning in New York, N. Y., Nov. 11, 1909; silver medal and \$1,000 to father.

Erford H. Coon, aged 12, schoolboy, helped to save Carl H. W. Verbeck and died trying to save Harold L. Stevens, Jr., from drowning at Manlius, N. Y., Dec. 4, 1909; silver medal to father.

Victor M. Durgin, aged 23, advertising solicitor, died attempting to save Isabel B. Norton and Anna W. Norton from drowning at Middleton, Mass., April 19, 1909; silver medal to mother.

Watson M. Seeley, aged 33, machinist, died attempting to save Mary M. Knoll from drowning at Salina, N. Y., Aug. 9, 1910; silver medal and \$45 a month to mother; \$5 a month to her son.

Roy A. Fees, aged 25, mail carrier, died attempting to save E. Albert Hinton from drowning at Fimdale, Kas., Aug. 10, 1910; silver medal, \$600 to liquidate mortgage and \$30 a month to widow.

F. Kent Smith, aged 34, assistant mine foreman, died attempting to save two men from suffocation in a mine at Bingham Canyon, Utah, Nov. 21, 1908; silver medal and \$75 a month to widow; \$5 a month to daughter.

AWARDED MAY 1, 1911.

Thomas W. Moran, aged 42, contractor, saved Anna S. Eggers from fatal fall in Pittsburgh, Pa., Sept. 4, 1910; bronze medal and \$1,000.

Flora A. Sears, aged 13, schoolgirl, saved Emily Heckmann from drowning at The Corner, N. Y., July 30, 1908; bronze medal.

Fredrick W. Zengen, aged 13, schoolboy, saved Ferdinand G. Ludeke from drowning in New York, N. Y., March 19, 1908; bronze medal.

Edward Loadman, aged 31, motorman, saved three children from being run over by train at Gastonville, Pa., April 13, 1910; bronze medal and \$1,000.

J. C. Fremont Hailes, aged 48, pottery foreman, saved Peter Foley from being run over by a train at Steubenville, O., July 31, 1910; bronze medal and \$1,000.

Calvin C. Williams, aged 51, hotel clerk, saved Bertha Whitaker and Louise Feisberg from drowning in Spring Lake, N. J., Aug. 7, 1908; bronze medal and \$1,000.

Richard C. Williams, aged 23, brakeman, saved Melvin B. Mayo from being run over by a train at Reusens, Va., June 17, 1906; bronze medal and \$1,000.

Roy Lockwood, aged 15, schoolboy, saved David A. Rissler from drowning at Bellaire, O., July 11, 1909; bronze medal and \$1,000.

Randolph Osborn, aged 45, teamster, attempted to rescue Donald C. Ball, aged 5, from a runaway in Bellingham, Wash., Sept. 12, 1905; bronze medal and \$1,000.

Park S. Rushford, aged 25, telegrapher, saved E. G. Cunningham from drowning at Mannington, W. Va., Jan. 19, 1907; bronze medal and \$1,000.

Claude W. Wetzel, aged 19, armature coil winder, saved Claire C. Eysa from drowning at Unionville Center, C., Feb. 19, 1910; bronze medal and \$1,000.

Wallace W. Six, aged 52, miner, helped to save three children; and Lena C. Johnson, aged 17, from drowning at Glen Elcen, O., March 14, 1907; bronze medal and \$1,000.

Thomas W. Wycuff, aged 31, miner, helped in foregoing rescue; bronze medal and \$1,000.

Charles B. Moon, aged 36, deputy sheriff, attempted to save William H. Funk and James V. Codman from suffocation at Warsaw, Ind., July 25, 1904; bronze medal and \$1,000.

Benjamin J. Cottle, aged 24, drug clerk, saved child from runaway at Wilmington, N. C., Aug. 28, 1910; bronze medal and \$1,000.

John R. Graham, aged 36, telegraph operator, saved George W. Thompson and tried to save C. L. Lipscomb from drowning at Thickety, S. C., May 9, 1910; bronze medal and \$1,000.

James F. Collier, aged 21, printer's apprentice, saved Rocco J. Cinfro, aged 38, teamster, from a runaway in Chicago, June 12, 1910; bronze medal and \$1,000 to liquidate indebtedness.

Russell M. Williams, aged 16, student, saved Ray S. Coates and Harold H. Smith from drowning at Wellington, O., June 13, 1910; bronze medal and \$1,000.

Albert J. Appleby, aged 18, farm hand, saved Ruthella M. Harbeson from being run over by a train at Bowyer, S. C., March 11, 1910; bronze medal and \$1,000.

Boyce Lindsay (colored), aged 16, delivery boy, saved E. R. Smith, aged 11, from being run over by a train at Spartansburg, S. C., May 28, 1910; bronze medal and \$1,000.

N. Peter Ligon, aged 14, schoolboy, saved two boys from drowning at Dunkirk, N. Y., Feb. 4, 1910; bronze medal and \$2,000.

Charles L. Falvey, aged 10, schoolboy, died attempting to save W. W. Hook, aged 10, from drowning at Washington, D. C., June 21, 1909; bronze medal to father.

Wallace O. McVey, aged 29, minister, died attempting to save Edna H. Olds from drowning near Cory, Ind., Aug. 1, 1910; bronze medal and \$50 a month to widow.

Carroll M. Kester, aged 16, student, died attempting to save Harold G. Cottrell from drowning at Des Moines, Iowa, June 18, 1910; bronze medal and \$1,200 to father.

Nora V. Dunlea, aged 14, schoolgirl, died helping to save three girls from drowning at West Gloucester, Mass., Aug. 6, 1910; silver medal and \$1,000 to mother.

Bonnie G. Edlin, aged 13, schoolgirl, assisted in foregoing rescue; bronze medal and \$2,000.

Eleanor F. McQueeny, aged 13, schoolgirl, assisted in same rescue; bronze medal and \$2,000.

William B. Simson, aged 57, lawyer, saved Raymond Sprenger from drowning at Tonawanda, N. Y., Jan. 15, 1911; silver medal.

Herman W. Dowling, aged 16, student, saved Frank R. Clapsaddle from drowning at Ocean City, Md., June 30, 1909; silver medal.

Thomas M. Christenbury, aged 38, police chief, rescued Rufus Long from cavein in a well at Charlotte, N. C., Aug. 9, 1909; silver medal and \$2,700.

Marion A. Hyland, aged 30, bank cashier, died attempting to save Guy R. Henderson and R. D. Hoxie from drowning at Hollenberg, Kas., July 10, 1910; silver medal and \$50 a month to widow with \$5 a month additional for each of two children.

David Whelan, Jr., aged 23, motorman, died in rescuing William F. Thompson from a runaway in Boston, Mass., Jan. 17, 1910; silver medal and \$1,000 to father.

August Wesley, aged 57, steam shovel workman, died attempting to save two men from suffocation in mine at Bingham Canyon, Utah, Nov. 21, 1908; silver medal to next of kin.

Hugh Burns, aged 22, steam shovel workman, died in attempting foregoing rescue; silver medal to next of kin.

Joseph Robeza, aged 22, driver, died helping to rescue men from burning mine at Cherry, Ill., Nov. 12, 1910; silver medal to father.

THE CARNEGIE FOUNDATION FOR THE ADVANCEMENT OF TEACHING.

In April, 1905, Andrew Carnegie transferred to a board of trustees \$10,000,000 in United States Steel corporation fifty-year bonds bearing 5 per cent interest, the purpose of the trust fund thus created being to provide retiring allowances or annuities to teachers in the higher institutions of learning in the United States, Canada, and Newfoundland under such regulations as the trustees might decide to be wise. Schools below the rank of college and institutions directly under the control of religious denominations are excluded from the benefits of the fund. State universities were also originally excluded from the benefits of the fund, but March 31, 1908, Mr. Carnegie, at the request of the National Association of State Universities, admitted them and at the same time added to the foundation \$5,000,000 in 5 per cent bonds, making the fund \$15,000,000 in all.

The policy of the board has been to confer the retiring allowances through the institutions themselves rather than to individual teachers, on the principle that the annuity must come as a right and not as a charity. The professors in the accepted institutions receive retired pay in due course and under established rules. Allowances are granted on the basis of age, service and disability. Any person 65 years of age who has had not less than fifteen years of service as professor or not less than twenty-five years of service as instructor or as instructor and professor, and who is at the time a professor or an instructor in an accepted institution, shall be entitled to an annual retiring allowance, computed as follows:

(a) For an active pay of \$1,200 or less an allowance of \$1,000, provided no retiring allowance shall exceed 90 per cent of the active pay.

(b) For an active pay greater than \$1,200 the retiring allowance shall equal \$1,000, increased by \$50 for each \$100 of active pay in excess of \$1,200.

(c) No retiring allowance shall exceed \$4,000.

Any person who has had twenty-five years of service as a professor or thirty years of service as professor and instructor and who is at the time either a professor or an instructor in an accepted institution, shall, in the case of disability unfitting him for the work of a teacher, as proved by medical examination, be entitled to a retiring allowance computed as follows:

(a) For an active pay of \$1,200 or less a retiring allowance of \$800, provided that no retiring allowance shall exceed 80 per cent of the active pay.

(b) For an active pay greater than \$1,200 the retiring allowance shall equal \$800, increased by \$40 for each \$100 in excess of \$1,200.

(c) For each additional year of service above twenty-five for a professor or thirty for an instructor the retiring allowance shall be increased by 1 per cent of the active pay.

(d) No retiring allowance shall exceed \$4,000.

At the beginning of 1911 the foundation was paying 346 pensions, the cost being \$521,070. The professors receiving these pensions came from 139 colleges, distributed over forty-three states of the

CARNEGIE HERO FUND COMMISSION, 1911.

President—Charles L. Taylor.

Vice-president—W. J. Holland.

Treasurer—J. H. Reed.

Secretary and manager—F. M. Wilmot.

Members—William M. Abbott, Taylor Alderdice, Albert J. Barr, Edward M. Bigelow, W. W. Blackburn, Joseph Buffington A. C. Dikey, Ralph M. Dravo, R. A. Franks, W. N. Frey, W. J. Holland, Thomas Lynch, Thomas N. Miller, Thomas Morrison, F. C. Perkins, H. K. Porter, J. H. Reed, W. L. Scaife, W. H. Stevenson, Charles L. Taylor, F. M. Wilmot.

Office in Carnegie building, Pittsburgh, Pa.

Up to May 1, 1911, the commissioners had made 487 awards. A total of 4,991 cases had been considered.

In 1911 Mr. Carnegie established hero funds in Germany, Belgium, Holland, Sweden, Denmark and Switzerland. The sums given ranged from \$100,000 to \$1,250,000, the latter being the amount donated to the German fund.

union and provinces of Canada. Following were the officers of administration in 1910:

President—Henry Smith Pritchett.

Treasurer—Robert A. Franks.

Secretary—John Gabbert Bowman.

Trustees—William Peterson, chairman; David Starr Jordan, vice-chairman; Charles F. Thwing, secretary; Hill McClelland Bell, William L. Bryan, Nicholas M. Butler, Thomas M. Carnegie, Edwin B. Craighead, William H. Crawford, George H. Denny, Robert A. Franks, Arthur Twining Hadley, Alexander C. Humphreys, Henry C. King, Abbott L. Lowell, Thomas McClelland, Samuel B. McCordick, Samuel Plantz, Henry S. Pritchett, Ira Remsen, Jacob Gould Schurman, William F. Slocum, James M. Taylor, Frank A. Vandergrip, Charles H. Van Hise.

Office—576 5th avenue, New York, N. Y.

ROMAN AND GREEK GODS AND GODDESSES.

Roman.	Greek.	Divinity of.
Apollo.....	Apollon.....	The sun.
Aurora.....	Eos.....	The dawn.
Eolus.....	Eolus.....	The winds.
Bacchus.....	Dionysus.....	Wine.
Bellona.....	Bryno.....	War.
Ceres.....	Demeter.....	Harvest.
Cupid.....	Eros.....	Love.
Cybele.....	Rhea.....	Nature.
Diana.....	Artemis.....	The chase.
Juno.....	Hera.....	Heaven.
Jupiter.....	Zeus.....	Heaven.
Mars.....	Ares.....	War.
Mercury.....	Hermes.....	Commerce.
Minerva.....	Athena.....	Wisdom.
Neptune.....	Poseidon.....	Sea.
Pluto.....	Hades.....	Lower world.
Saturn.....	Kronos.....	Agriculture.
Venus.....	Phrodite.....	Love.
Vesta.....	Hestia.....	Purity.
Vulcan.....	Hephestus.....	Fire.

THREE GREAT WATER TUNNELS.

Gunnison Tunnel—The Gunnison tunnel, carrying water from the Gunnison river to the Uncompahgre valley in Colorado, is 30,582 feet long. It was built by the United States reclamation service in 1908-1909 at a cost of more than \$2,500,000. It is 10½ by 11½ feet in dimensions and carries 1,300 cubic feet of water per second. The tunnel runs through solid rock.

Elizabeth Tunnel—The Elizabeth tunnel, which is part of the water supply system of Los Angeles, Cal., is 26,872 feet long and cost \$1,612,200. It was built in 1910-1911 and pierces the Sierra Madre range of mountains. It is 10 feet 10 inches high and 9 feet 6 inches wide. Its capacity is 650,000,000 gallons a day.

Sutro Tunnel—The Sutro tunnel was built in the '70s to drain and ventilate the Comstock mines in Nevada. It is 8 by 10 feet in dimensions. The main tunnel is 20,500 feet long and cost about \$5,000,000.

CARNEGIE INSTITUTION OF WASHINGTON.

The Carnegie institution was endowed by Andrew Carnegie with \$10,000,000 and incorporated under the laws of the District of Columbia, Jan. 4, 1902. It was, however, deemed advisable to have it incorporated by act of congress, and this was effected May 18, 1904. Section 2 of the act specifies that the objects of the corporation shall be to encourage, in the broadest and most liberal manner, investigation, research and discovery, and the application of knowledge to the improvement of mankind. The projects considered by the institute are chiefly of three classes, namely:

First, large projects or departments of work, whose execution requires continuous research by a corps of investigators during a series of years.

Secondly, minor projects, which may be carried out by individual experts in a limited period of time.

Thirdly, research associates and assistants, aid being given to a few investigators possessing exceptional abilities and opportunities for research work.

An annual appropriation is made for the purpose of publishing the results of investigations made under the auspices of the institution, and for certain works which would not otherwise be readily printed. These publications are not distributed gratis except to a limited list of the greater libraries of the world.

Dec. 4, 1907, Andrew Carnegie added \$2,000,000 to the endowment of the institution, and Jan. 20, 1911, he gave \$10,000,000 more, making the total endowment \$22,000,000.

The following table shows the gross sums allotted to large projects since the organization of the institution up to 1910:

Botanical research.....	\$159,968.00
Economics and sociology.....	160,000.00
Experimental evolution.....	191,420.00
Geophysical research.....	376,028.00
Historical research.....	110,350.00
Horticultural work (Purbank).....	50,000.00
Marine biology.....	120,770.00
Meridian astronomy.....	115,655.00

Nutrition research.....	233,963.70
Solar observatory.....	691,520.00
Terrestrial magnetism.....	371,920.00
The total amount expended up to 1911 was	\$4,590,829.50.

The larger projects now under way and the names of the department directors or investigators are as follows:

- Botanical research—D. T. MacDougal.
- Economics and sociology—Henry W. Farnam.
- Experimental evolution—Charles B. Davenport.
- Geophysics—Arthur L. Day.
- Historical research—J. F. Jameson.
- Marine biology—A. G. Mayer.
- Meridian astronomy—Lewis Boss.
- Nutrition—F. G. Benedict.
- Solar physics—George E. Hale.
- Terrestrial magnetism—A. L. Bauer.

The officers are as follows:
 President of the institution—Robert S. Woodward.
 Officers of the board of trustees—John S. Billings, chairman; Ellihu Root, vice-chairman; C. H. Dodge, secretary.

Executive committee—William H. Welch, chairman; John S. Billings, S. Weir Mitchell, Ellihu Root, Robert S. Woodward, C. H. Dodge, C. D. Walcott, William Barclay Parsons.

Trustees—John S. Billings, Robert S. Brookings, John L. Cadwalader, Cleveland H. Dodge, Simon Flexner, W. N. Frew, Lyman J. Gage, Henry L. Higginson, Charles L. Hutchinson, Seth Low, S. Weir Mitchell, Andrew J. Montague, William W. Morrow, Ellihu Root, William Barclay Parsons, Henry S. Pritchett, Martin A. Ryerson, Charles D. Walcott, Henry P. Walcott, Andrew D. White, Robert S. Woodward, William H. Taft, William H. Welch, George W. Wickersham.

The administration building of the institution is located on the southeast corner of 16th and P streets, N. W., Washington, D. C. The institution, however, is neither a branch of nor subject to any special regulations of the United States government. Neither is it a college or a university, nor does it maintain a library or museum.

SALARIES OF THE PRESIDENTS OF THE REPUBLICS OF LATIN AMERICA.

[Table furnished by International Bureau of American Republics, Washington, D. C.]

Republic.	Amount per year, national currency.	Approximate gold equivalent.
Argentina.....	72,000 pesos.	\$31,500
Bolivia.....	18,000 bolivianos.	7,200
Brazil.....	120,000 milreis (paper).	40,000
Chile.....	18,000 pesos.	6,870
Colombia.....	£3,600	18,000
Ecuador.....	12,000 sucres.	6,000
Paraguay.....	7,000 pesos (oro).	7,000
Peru.....	£3,000	15,000
Uruguay.....	£36,000	36,000
Venezuela.....	60,000 bolivars.	12,000
Panama.....	18,000 Moneda de Curso nacional.	18,000
Mexico.....	137 pesos a day.	25,000
Cuba.....	25,000 pesos.	15,000

Republic.	Amount per year, national currency.	Approximate gold equivalent.
Dominican Rep.....	\$7,200	\$7,200
Haiti.....	\$24,000	24,000
Costa Rica.....	18,000 colones.	8,350
Guatemala.....	30,000 pesos.	12,000
Honduras.....	24,000 pesos.	9,600
Nicaragua.....	24,000 pesos.	9,600
Salvador.....	22,500 pesos.	9,000

NOTE—In addition to the sums given above as personal salaries, each government appropriates an additional sum, varying with the country, for what are termed the expenses of the office of president. This in most cases adds a substantial amount to the regular salary.

ANNUAL PAY OF EUROPEAN SOVEREIGNS AND PRESIDENTS.

- Austria-Hungary—\$4,250,000.
- Belgium—\$710,000; large income from various sources.
- Bulgaria—\$390,000.
- Denmark—\$270,000.
- France—\$120,000; expenses, \$120,000.
- Germany; Prussia—\$3,772,631.
- Bavaria—\$1,296,604.
- Saxony—\$852,000.
- Württemberg—\$485,975.
- Great Britain—\$2,350,000; annuities to members of royal family, \$530,000.

- Greece—\$260,000.
- Italy—\$3,010,000.
- Netherlands—\$260,000; large income from royal domains.
- Norway—\$189,000.
- Roumania—\$240,000.
- Russia—\$8,497,000 (estimated).
- Servia—\$240,000.
- Spain—\$1,400,000, exclusive of allowances to royal family.
- Turkey—\$4,500,000.

STATES AND TERRITORIES IN THE UNION.

There are forty-eight states in the union and three territories, the latter including Hawaii, the District of Columbia and Alaska. The District of Columbia is governed by three commissioners, appointed by the president of the United States under laws passed directly by congress. Alaska has a

governor appointed by the president, but has no legislature. It is under the direct control of congress. Porto Rico, the Philippines and other island possessions of the United States are not technically territories, each having a special form of government.

THE ROCKEFELLER FUND OF THE GENERAL EDUCATION BOARD.

Organized Feb. 27, 1902.

Chairman—Frederick T. Gates.

Secretary—Wallace Buttrick.

Assistant secretary—E. C. Sage.

Treasurer—L. G. Myers.

Members of Board—Frederick T. Gates, Robert O. Ogden, Walter H. Page, George Foster Peabody, J. D. Rockefeller, Jr., Albert Shaw, Wallace Buttrick, Starr J. Murphy, Hugh H. Hanna, E. Benjamin Andrews, Edwin A. Alderman, Hollis E. Frissell, Harry Pratt Judson, Charles W. Eliot, Andrew Carnegie, Edgar L. Marston, Wickliffe Rose.

Offices—17 Battery place, New York, N. Y.

The general education board was informally organized Feb. 27, 1902, at the suggestion of John D. Rockefeller's committee on benevolence and was given a charter by congress and formally organized in January, 1903. The plan was designed and adapted to assist Mr. Rockefeller in distributing his gifts to education and to afford a medium through which other men of means might contribute to the same end. The board, a few days after its initial meeting, received from Mr. Rockefeller the sum of \$1,000,000, the use of which was to be confined to the study and promotion of education in the southern states. An office was opened in New York city April 1, 1902, and work was begun. The board in co-operation with the department of agriculture took steps to educate the farmers of the south in scientific farming and up to the summer of 1903 had established about 15,000 demonstration farms under the supervision of eighty-nine agents in Alabama, Mississippi, Georgia, South Carolina, North Carolina, Virginia and Florida. The board also, in co-operation with the state universities of Virginia, North and South Carolina, Georgia, Alabama, Tennessee and Florida and the department of education in Louisiana, has established more than 500 high schools. About \$700,000 of the original sum given by Mr. Rockefeller has been expended in this way, about half being for schools for colored people.

June 30, 1905, the board was notified that Mr. Rockefeller would donate \$10,000,000, the principal of which was to be held in perpetuity as a foundation for education, the income to be used for the benefit of institutions of learning in such manner as might be deemed best adapted to promote a comprehensive system of higher education in the

United States. This sum was paid in cash Oct. 1, 1905, and the board in accepting it designated it as "The John D. Rockefeller Foundation for Higher Education." After due consideration the board adopted the following principles as defining its general policy: "To co-operate sympathetically and helpfully with the religious denominations; to choose the centers of wealth and population as the permanent pivots of an educational system; to mass its funds on endowments, securing in this work the largest possible local co-operation."

Feb. 7, 1907, the following letter was received from John D. Rockefeller, Jr.:

"Gentlemen: My father authorizes me to say that on or before April 1, 1907, he will give to the general education board income-bearing securities, the present market value of which is about \$32,000,000, one-third to be added to the permanent endowment of the board, two-thirds to be applied to such specific objects within the corporate purposes of the board as either he or I may from time to time direct, any remainder not so designated at the death of the survivor to be added also to the permanent endowment of the board."

July 7, 1909, Mr. Rockefeller, through his son, John D. Rockefeller, Jr., notified the board that he had decided to give \$10,000,000 additional to the permanent fund, the income to be devoted to present needs of great importance. The board was also authorized to distribute the principal of the fund, and all other endowment funds hitherto contributed by Mr. Rockefeller, whenever in the discretion of the members or their successors it should be deemed advisable to do so.

In the northern states the board devotes itself exclusively to the promotion of higher education, having always in view the desirability of aiding such institutions as, taken together, will constitute an adequate system of higher education for each of the several states, thus seeking to correct and prevent duplication and waste and securing the highest efficiency. In the southern states its work for the colleges is similar to that in the north, but in addition it seeks to promote public high schools, to promote elementary education by increasing the productive efficiency of rural life and to aid in developing schools for the training of leaders among the colored people.

FOUNDATION FOR THE PROMOTION OF INDUSTRIAL PEACE.

Established in 1907.

In 1906 President Theodore Roosevelt was awarded the Alfred B. Nobel peace prize and at his suggestion an act was passed by congress March 2, 1907, establishing the Foundation for the Promotion of Industrial Peace. To this organization he turned over the money received from the Nobel committee to be used as the nucleus of a fund the income of which is to be used in promoting an annual conference in Washington between representatives of capital and of labor with a view to bringing about a better understanding between employers and em-

ployees, thus promoting industrial peace. The chief justice of the United States Supreme court, the secretary of agriculture and the secretary of commerce and labor, and their successors in office, and four persons appointed by the president of the United States to represent capital, labor and the general public, are the trustees. The trustees are authorized to pay over the funds from time to time to a committee of nine members, known as "the industrial peace committee," whose duty it is to make arrangements for the conferences.

THE SAGE FOUNDATION.

March 12, 1907, Mrs. Russell Sage of New York announced that she had set aside the sum of \$10,000,000 to be known as the Sage foundation and to be devoted to the improvement of the social and living conditions in the United States. As trustees she appointed Robert W. DeForest, Cleveland H. Dodge, Daniel C. Gilman, John M. Glenn, Miss Helen Gould, Mrs. William B. Rice and Miss Louise L. Schuyler.

Following is a part of the statement given out

by Mrs. Sage as to the object of the gift: "I have set aside \$10,000,000 for the endowment of this foundation. Its object is the improvement of social and living conditions in the United States. The means to that end will include research, publication, education, the establishment and maintenance of charitable and beneficial activities, agencies and institutions and the aid of any such activities, agencies and institutions already established."

LIBRARY OF CONGRESS.

The library of congress was established in 1800 in the city of Washington, D. C. It was burned in 1814, and in 1851 lost 35,000 volumes by fire. The present library building, which cost \$6,347,000, was opened to the public in November, 1897. It is located a short distance east of the capitol and is the largest and finest building of its kind in the world.

June 30, 1910, the library contained 1,793,158 books and pamphlets, 118,165 maps, 517,806 pieces of music and 320,251 photographs, prints, engravings and lithographs. The copyright office is a distinct division of the library with its own force of employes. The total number of employes in the library is 482 and the annual cost of maintenance is now about \$625,000.

AMERICAN INHERITANCE TAX LAWS.

State.	Collateral.		Direct.	
	Rates.	Per cent. Exemption.	Rates. Exemp.	Per cent. tion.
Arkansas	5
California	1½-15	\$500-\$2,000	1-3	\$4,000
Colorado	3-6	2	10,000
Connecticut	5	10,000	1-2	10,000
Delaware ²	5
Idaho	1½-15	500-2,000	1-3	4,000
Illinois	2-6	500-2,000	1	20,000
Iowa	5	1,000
Kentucky	5	500
Louisiana ³	5	2	10,000
Maine	4	500
Maryland	2½	500
Massachusetts	3-5	1,000	1-2	10,000
Michigan	5	100	4	2,000
Minnesota	1½-5	10,000	1½-5	10,000
Missouri	5
Montana	5	500	4	7,500
Nebraska	2-6	500-2,000	1	10,000
New Hampshire	5
New Jersey	5	500
New York	5	500	1	10,000
North Carolina	1½-15	2,000	2-4	2,000
North Dakota	2	25,000
Ohio	5	200
Oklahoma	1-5	100-500	1	75,000
Oregon	2-6	500-2,000	1	5,000
Pennsylvania	5	250
South Dakota	2-10	100-500	1	5,000
Tennessee	5	250
Texas	2-12	500-2,000
Utah	5	10,000	5	10,000
Vermont	5
Virginia	5
Washington	3-12	1	10,000
West Virginia	3-7½	1	20,000
Wisconsin	1½-15	100-500	1-3	12,000
Wyoming	5	500	2	10,000

INHERITANCE TAX IN ILLINOIS.

The Illinois law taxing gifts, legacies and inheritances was passed by the legislature in 1895 and amended in 1901. Its constitutionality was contested, but the United States Supreme court in a decision rendered Jan. 19, 1903, held it to be valid.

Under the provisions of this law all property, real, personal and mixed, which shall pass by will or by the intestate laws of the state from any resident of the state or any one whose property is in this state to any person or persons is subject to a tax at the following rates: When the beneficial interests to any property or income therefrom shall pass to any father, mother, husband, wife, child, brother, sister, wife or widow of the son or the husband of the daughter, or any adopted child or children, or to any lineal descendant born in lawful wedlock, the rate of tax shall be 1% on every \$100 of the clear market value of such property received by each person and at the same rate for any less amount, provided that any estate which may be valued at less than \$20,000 shall not be subject to any such tax; and the tax is to be levied in the above cases only upon the excess of \$20,000 received by each person.

When the property passes to any uncle, aunt, niece, nephew or any lineal descendant of the same the rate shall be 2% on every \$100 in excess of \$2,000.

In all other cases the rate shall be as follows: On each and every \$100 of the clear market value of all property and at the same rate for any less amount; on all estates of \$10,000 and less, \$3; on all estates of over \$10,000 and not exceeding \$20,000, \$4; on all estates over \$20,000 and not exceeding \$50,000, \$5, and all estates over \$50,000, \$6; provided, that an estate in the above case which may be valued at a less sum than \$500 shall not be subject to any tax.

The total amount of inheritance taxes received by the state from Oct. 1, 1908, to Sept. 30, 1910, inclusive, was \$1,096,492.89, of which Cook county paid \$765,615.61.

The receipts of inheritance taxes for state purposes since the law went into effect have been as follows.

1896.....	\$315.98	1904.....	402,395.23
1897.....	249.90	1905.....	701,837.71
1898.....	38,930.08	1906.....	674,276.20
1899.....	472,547.77	1907.....	337,546.53
1900.....	485,937.08	1908.....	445,196.96
1901.....	650,702.95	1909.....	393,008.72
1902.....	356,929.63	1910.....	719,505.60
1903.....	519,320.07		

¹Widows and (except in Wisconsin) minor children taxable only on the excess above \$10,000 received by each. ²Tax payable only by strangers in blood. ³Tax not payable when the property bore its just proportion of taxes prior to the owner's death. ⁴Applies to personal property only. ⁵Decedent's estates of less than \$10,000 are also exempt. ⁶For the surviving husband or wife and children, if residents of Wyoming, \$25,000. ⁷For widows, \$10,000.

Note—The Oklahoma rates are subject to increase when the inheritance exceeds a certain amount in the various classes.

INCOME-TAX AMENDMENT TO THE CONSTITUTION.

July 5, 1909, congress passed the following joint resolution:

Resolved, by the senate and house of representatives of the United States in congress assembled (two-thirds of each house concurring therein), that the following article is proposed as an amendment to the constitution of the United States, which, when ratified by the legislatures of three-fourths of the several states, shall be valid to all intents and purposes as a part of the constitution:

"Article XVI. The congress shall have power to lay and collect taxes on incomes, from whatever sources derived, without apportionment among the several states and without regard to any census

or enumeration."

Up to the close of 1911 the amendment had been ratified by the following states:

Alabama.	Maine.	North Dakota.
Arkansas.	Maryland.	Ohio.
California.	Michigan.	Oklahoma.
Colorado.	Mississippi.	Oregon.
Georgia.	Montana.	South Carolina.
Idaho.	New York.	South Dakota.
Illinois.	Nevada.	Tennessee.
Iowa.	North Carolina.	Texas.
Indiana.	Missouri.	Washington.
Kentucky.	Nebraska.	Wisconsin.
Kansas.		

GREAT FIRE IN BANGOR, ME.

Bangor, Me., was visited by a destructive fire Sunday evening, April 30 1911. Nearly the whole business section was swept by the flames and many residences were burned. The total loss was between \$2,500,000 and \$3,000,000. The fire started in a hayshed on Broad street and, fanned by a strong wind, spread rapidly in a northwesterly direction. Both sides of Exchange street from York to State,

both sides of State street from Kenduskeag stream to Broadway, a considerable part of Central and Franklin streets and nearly all of Park and Marlow streets were laid in ruins. The postoffice, public library, telephone office and the principal blocks containing banks, stores and other establishments were burned. Six churches were laid in ruins. The only public building that escaped was the city hall.

HIGH PRICE FOR LUTHER LETTER.

In Leipzig, Germany, May 3, 1911, a letter written by Martin Luther to Emperor Charles V. of the Holy Roman empire was sold to a Florence

dealer for \$25,500. It was said to have been purchased for J. Pierpont Morgan.

REVISED ANGLO-JAPANESE AGREEMENT.

PREAMBLE.

The government of Great Britain and the government of Japan, having in view the important changes which have taken place in the situation since the conclusion of the Anglo-Japanese agreement of Aug. 12, 1905, and believing that a revision of that agreement responding to such changes would contribute to general stability and repose, have agreed upon the following stipulations to replace the agreement, above mentioned, such stipulations having the same object as the said agreement, namely:

(a) The consolidation and maintenance of the general peace in the regions of eastern Asia and of India.

(b) The preservation of the common interests of all powers in China by insuring the independence and integrity of the Chinese empire and the principle of equal opportunities for the commerce and industry of all nations in China.

(c) The maintenance of the territorial rights of the high contracting parties in the regions of eastern Asia and of India, and the defense of their special interests in the said regions.

ARTICLE I.

It is agreed that whenever, in the opinion of either Great Britain or Japan, any of the rights and interests referred to in the preamble of this agreement are in jeopardy, the two governments will communicate with one another fully and frankly, and will consider in common the measures which should be taken to safeguard those menaced rights or interests.

ARTICLE II.

If by reason of unprovoked attack or aggressive action, wherever arising, on the part of any power or powers, either high contracting party should be involved in war in defense of its territorial rights or special interests mentioned in the preamble of this agreement, the other high contracting party will at once come to the assistance of its ally, and will conduct the war in common and make peace in mutual agreement with it.

ARTICLE III.

The high contracting parties agree that neither of them will, without consulting the other, enter

into separate arrangements with another power to the prejudice of the objects described in the preamble of this agreement.

ARTICLE IV.

Should either high contracting party conclude a treaty of general arbitration with a third power, it is agreed that nothing in this agreement shall entail upon such contracting party an obligation to go to war with the power with whom such treaty of arbitration is in force.

ARTICLE V.

The conditions under which armed assistance shall be afforded by either power to the other in the circumstances mentioned in the present agreement, and the means by which such assistance is to be made available, will be arranged by the naval and military authorities of the high contracting parties, who will from time to time consult one another fully and freely upon all questions of mutual interest.

ARTICLE VI.

The present agreement shall come into effect immediately after the date of its signature and remain in force for ten years from that date.

In case neither of the high contracting parties should have notified twelve months before the expiration of the said ten years the intention of terminating it, it shall remain binding until the expiration of one year from the day on which either of the high contracting parties shall have denounced it. But if, when the date fixed for its expiration arrives, either ally is actually engaged in war, the alliance shall, ipso facto, continue until peace is concluded.

In faith whereof the undersigned, duly authorized by their respective governments, have signed this agreement, and have affixed thereto their seals.

Done in duplicate at London, the 13th day of July, 1911.

E. GREY.

His Britannic majesty's principal secretary of state for foreign affairs.

TAKAAKI KATO.

Ambassador extraordinary and plenipotentiary of his majesty the emperor of Japan at the court of St. James.

MEMBERS OF THE FRENCH ACADEMY.

Name.	Elected.
Ollivier, Emile, b. 1825.....	1870
Mezères, Alfred, b. 1826.....	1874
Haussonville, Comte de, b. 1843.....	1888
Claretie, Jules, b. 1840.....	1888
Freycinet, Charles de, b. 1828.....	1890
Loti-Viaud, Pierre, b. 1850.....	1891
Lavisse, Ernest, b. 1842.....	1892
Thureau-Dangon, Paul, b. 1837.....	1893
Houssaye, Henri, b. 1848.....	1894
Bourget, Paul, b. 1852.....	1894
Lemaître, Jules, b. 1853.....	1895
France, Anatole, b. 1844.....	1896
Mun, Albert, Comte de, b. 1841.....	1896
Hanotaux, Gabriel, b. 1853.....	1897
Lavedan, Henri, b. 1859.....	1898
Deschanel, Paul, b. 1856.....	1899

Name.	Elected.
Hervieu, Paul, b. 1857.....	1899
Paguet, Emile, b. 1841.....	1900
Rostand, Edmond, b. 1868.....	1901
Vogue, Charles de, b. 1829.....	1901
Bazin, Rene, b. 1853.....	1903
Masson, Frederick, b. 1847.....	1903
Lamy, Etienne, b. 1845.....	1905
Barres, Maurice, b. 1862.....	1906
Ribot, Alexandre, b. 1842.....	1905
Donnay, Maurice, b. 1866.....	1907
Segur, Marqui, Anatole de, b. 1825.....	1907
Chamare, Francis, b. 1848.....	1908
Poincaré, Henri, b. 1850.....	1908
Richepin, Jean, b. 1849.....	1908
Doumic, Rene, b. 1860.....	1909

Name.	Elected.
Prevost, Marcel, b. 1862.....	1909
Aicard, Jean, b. 1848.....	1909
Brieux, Eugene, b. 1858.....	1909
Poincaré, Raymond, b. 1850.....	1909
Duchesne, Mgr., b. 1848.....	1910
Langlois, Hippolyte, b. 1839.....	1911
Regnier, Henri de, b. 1854.....	1911

The Academie Francaise, or French Academy, was instituted in 1635. It is a part of the Institute of France and its particular function is to conserve the French language, foster literature and encourage genius.

HIGHEST MOUNTAINS IN THE WORLD.

Mountain.	Feet.	Mountain.	Feet.	Mountain.	Feet.	Mountain.	Feet.
Asia—Mt. Everest.....	29,002	Nanda Devi.....	25,600	Huascara.....	22,051	Chimborazo.....	20,498
Godwin-Austria.....	28,280	Mustaghata.....	24,400	Anconhuma.....	21,490	Tupungato.....	20,296
Knuchinglinga.....	28,156	Chumalari.....	23,946	Illampu.....	21,192	Haina.....	20,171
Gusherburn.....	26,378	South America—		Huandoy.....	21,959	San José.....	20,020
Dhawalagiri.....	26,326	Aconcagua.....	23,080	Illimani.....	21,020	North America—	
Kutha Kangir.....	24,740	Mercedario.....	22,315	Pamiri.....	20,735	McKinley.....	20,300

REVOLUTION IN HAITI.

Dissatisfaction with the administration of President Antoine F. C. Simon of Haiti led to a revolution in the spring and summer of 1911. The uprising was led by Gen. Cincinnatus Leconte, former minister of the interior, and Gen. Antenor Firmin, who resigned the post of minister to Great Britain to join the rebels. The government troops

were finally defeated and, Aug. 3, Port au Prince, the capital, was in the hands of the insurgents. President Simon took refuge on a warship and escaped to Jamaica. Aug. 6 Gen. Leconte's troops proclaimed him the chief executive and Aug. 14 he was unanimously elected to that position by congress.

CORONATION OF KING GEORGE V.

King George V. and Queen Mary of Britain were crowned in Westminster abbey, London, June 22, 1911, with what has been described as the most splendid, expensive and imposing ceremony of the kind that the world has seen. Most of the ancient forms were revived and a number of new ones added, including features in which the overseas dominions of the empire were given special recognition. The crowning itself was witnessed in whole or in part by some 7,500 persons, but the royal progress and other outdoor events had millions of spectators gathered from practically all parts of the earth. The programme, which required months of preparation, was carried out without a hitch or mishap of any kind. Houses and streets were lavishly decorated with flags and bunting, while at night the crowds were entertained by unusually original and brilliant electrical displays. Masts, pillars and arches adorned the thoroughfares through which the royal processions passed, while along the sides of the same streets were erected immense wooden stands for the spectators. All the leading countries of the world were represented by special ambassadors or by their future rulers. John Hays Hammond was the envoy of the United States. The British colonies were represented by their premiers.

Coronation week opened with a state banquet at Buckingham palace, June 20, at which the king and queen were hosts of the visiting and English royalties, the special foreign delegations, foreign ambassadors and ministers and other distinguished persons. The same evening a Shakespearean ball was given in Albert hall. June 21 was a day of special prayers for the king and queen. The sovereigns also received the overseas premiers and representatives. Rain and sunshine alternated on June 22, but the weather was propitious at the time the royal procession wended its way to Westminster abbey and when it returned to the palace at the conclusion of the ceremonies. The procession was divided into three sections. One was for the royal guests, another for the prince of Wales and other members of the royal family, and the third for the king and queen. The royal guests occupied fourteen dress carriages and the prince of Wales and relatives five. Few of the foreigners were recognized by the spectators, but the royal children were cheered. The imperial section of the procession was preceded by an escort of the 1st Life Guards, the king's bargemaster and twelve watermen, aids de camp, yeomen of the guard, equerries and escorts of colonial and Indian cavalry. When the king and queen appeared they were greeted with cheers which continued until the procession reached the abbey. The king wore a purple robe and velvet cap trimmed with ermine, while the queen was attired in a beautiful robe of cloth of gold.

In Westminster abbey the services began at 9:30 o'clock with the entry of the dean of Westminster and other clergy. The crowns and regalia were taken from the altar to the robing room, the choir chanting "O God, Our Help in Ages Past." After the seating of the royal guests, the prince of Wales and his brothers and sister entered and every one rose as they were conducted to their seats. At 11 o'clock trumpets announced the entrance of the king and queen and again every one rose. The initial anthem "I Was Glad" was sung as the imperial procession moved toward the throne, along an aisle lined with women of the guard in scarlet uniforms and carrying pikes. First came the clergy, including the dean of Westminster, the archbishops of Canterbury and York and the bishop of London. Then followed five pursuivants, heralds in medieval costumes and officers of the four orders of knighthood. Then came the standards of the kingdoms and the great colonies borne by some of the most eminent men in the empire.

Next in order came nobles bearing the queen's regalia and then Queen Mary herself in her coronation gown, with the jewels of the Garter presented by the Marys of the empire. She carried a bouquet of carnations and her long purple train was borne by six young women, daughters of earls. After the queen's cortege came the king's regalia carried by the highest nobles of the kingdom. The bible was borne by the bishop of Ripon, the chalice by the bishop of Winchester, the paten by the bishop of

London, St. Edward's crown by the bishop of Northumberland, the orb by the duke of Somerset, the scepter by the duke of Richmond, the sword of state by Earl Beauchamp, the second sword by Earl Roberts, the third sword by Viscount Kitchener, the golden spurs by the earl of London and Lord Grey de Ruthyn, the scepter with cross by the duke of Argyll and St. Edward's staff by the duke of Roxburghe.

After them walked the king in his crimson robe of state, the train borne by eight noblemen of high rank, the collar of the Garter around his neck and on his head the cap of state. Their majesties passed their thrones and proceeded to the chairs of state on the south side of the altar, where they knelt at the footstools. On the king's right stood the lord chancellor, the lord great chamberlain, the lord high constable, the earl marshal and the garter-at-arms, the noblemen bearing the swords of state. The dean of Westminster, wearing a cope of crimson velvet, took his place on the south side of the altar. The archbishop of Canterbury was on the north, beyond him were the archbishop of York and the bishop of London with twenty-one other bishops, all in convocation robes.

Rising, the king replaced the cap of state, which he had removed while kneeling. Then the service began. The ancient ceremony was performed with the same symbols and the recital was little changed. The archbishop of Canterbury presented the king. Facing the four sides of the abbey in succession, he announced:

"Sirs: I here present unto you King George, the undoubted king of this realm. Wherefore all you who are come this day to do your homage and service, are you willing to do the same?"

As the voice of the archbishop died away the spell was broken by the blast of the trumpeters and a mighty chorus of "God save the king" shook the great edifice. Then followed the various rites. Two bishops sang the litany and the communion was recited. After a brief sermon by the archbishop of York on the text "I am among you as he that serveth," the king kissed the bible and signed the oath, swearing to govern according to the laws of the land and to maintain the protestant reformed religion, the recently modified form of this latter declaration being the one departure from the traditional recital.

The king was anointed by the archbishop of Canterbury, the lord great chamberlain touched his majesty's heels with the spurs, he was girded with sword of state and invested with the imperial robe and orb and received the ring and scepter. Thereupon the archbishop placed the crown upon the king's head. Again the trumpets sounded, and once more the abbey resounded with cheers and the cry, "God save the king!" Ascending the throne the king received the homage of the archbishop and then of the prince of Wales, the princes of the royal blood and peers, who touched the crown and kissed the monarch's cheek.

The more simple ceremony of crowning the queen consort followed. Her majesty was anointed, the crown was placed on her head and she received the ring, the scepter and the ivory rod. Then the queen ascended the throne and was seated beside the king.

Leaving the abbey on the return journey, the order of the processions was reversed, that of the king and queen coming first. The appearance of their majesties with their crowns was the signal for renewed cheering, waving of handkerchiefs and clanging of bells. The whole of the return trip to Buckingham palace was marked by similar enthusiasm.

June 23 the king and queen, attended by representatives from every part of the united kingdom, colonial premiers, Indian princes and civil and military officials, passed in procession through the city, the west end and south London, and were again cheered by vast numbers of spectators. Saturday, June 24, the king and queen reviewed 167 British warships and eighteen vessels representing seventeen foreign nations in the roadstead of Spithead. The United States was represented in this naval display by the battle ship Delaware. The aggregate value of the assembled war vessels was estimated at \$500,000,000.

DATES OF RECENT HISTORICAL EVENTS.

- Aguinaldo captured, March 23, 1901.
 Alaska boundary award made, Oct. 17, 1903.
 Albert I. ascended throne of Belgium Dec. 17, 1909.
 Alfonso XIII. ascended throne of Spain May 17, 1902; attempted assassination of, in Paris, June 1, 1906.
 Amundsen, Roald, completes northwest passage, 1906.
 Anarchists pardoned by Altgeld, July 26, 1893.
 Andrew began arctic balloon trip, July 11, 1897.
 Anglo-American arbitration treaty signed, Jan. 11, 1897.
 Anglo-Boer war began, Oct. 10, 1899; ended, May 31, 1902.
 Anglo-Japanese treaty signed, Jan. 30, 1902.
 Armenian massacres began in 1890; culminated in 1895, 1896 and 1897.
 Australasian commonwealth inaugurated, Jan. 1, 1901.
 Baltimore fire, Feb. 7, 1904.
 Battle ship cruise, American, Dec. 16, 1907, to Feb. 22, 1909.
 Bennington gunboat disaster, July 21, 1905.
 Bering sea seal treaty signed, Nov. 8, 1897.
 Bismarck resigned chancellorship, March 18, 1890; died, July 30, 1898.
 Borda, president, assassinated, Aug. 25, 1897.
 Bosnia and Herzegovina annexed by Austria, Oct. 6, 1908.
 Boxer outbreak in China began, May, 1900.
 Boyertown (Pa.) theater fire and panic, Jan. 13, 1908.
 Brazil proclaimed a republic, Nov. 15, 1889.
 Bulgaria proclaims independence, Oct. 5, 1908.
 Cable, Pacific, laying of begun at San Francisco, Dec. 14, 1902.
 Campanile in Venice fell, July 14, 1902.
 Carlos I., king of Portugal, assassinated, Feb. 1, 1908.
 Carnot, president, assassinated, June 24, 1894.
 Caroline islands bought by Germany, Oct. 1, 1899.
 Carago, Costa Rica, destroyed by earthquake May 5, 1910.
 Chelsea (Mass.) fire, April 12, 1908.
 Cherry (Ill.) mine disaster, Nov. 13, 1909.
 Cholera epidemic in Hamburg, Germany, August, 1892; in Russia and Italy, summer of 1910.
 Christian IX., king of Denmark, died, Jan. 29, 1906.
 Cleveland, Grover, died June 24, 1908.
 Coal (anthracite) strike began, May 12, 1902; ended, Oct. 21, 1902.
 Corinth ship canal open, Aug. 6, 1893.
 Crib disaster, Chicago, Jan. 20, 1909.
 Cronin murder, May 4, 1889.
 Cuba under sovereignty of United States, Jan. 1, 1899.
 Cuban constitution signed, Feb. 21, 1901.
 Cuban-United States reciprocity treaty ratified March 19, 1903; bill to carry treaty into effect passed by congress Dec. 16, 1903.
 Cuban republic inaugurated, May 20, 1902; President Palma and cabinet resigned and American control established Sept. 29, 1906; Gen. Jose Miguel Gomez elected president, Nov. 14, 1908; American control relinquished, Jan. 28, 1909.
 Cuban revolt began, Feb. 24, 1895.
 Czolgosz, McKinley's assassin, tried and sentenced, Sept. 24, 1901; executed, Oct. 29, 1901.
 De Lesseps, Ferdinand, convicted of Panama Canal fraud, Feb. 9, 1893.
 Delhi coronation, durbar began, Dec. 29, 1902.
 Delyannis, Grecian premier, assassinated June 13, 1905.
 Dewey's victory at Manila, May 1, 1898.
 Dingley tariff bill signed, July 24, 1897.
 Dom Pedro exiled from Brazil, Nov. 16, 1889.
 Dreyfus, Capt., degraded and sent to Devil's island, Jan. 4, 1895; brought back to France, July 3, 1899; new trial begun, Aug. 7; found guilty, Sept. 9; pardoned, Sept. 19, 1899; restored to rank in army, July 12, 1906, by decision of Supreme court of France; decorated with cross of Legion of Honor, July 21, 1906.
 Earthquake in India, April 4, 1905; in Calabria, Italy, Sept. 8, 1905, and Dec. 28, 1908. (See also San Francisco, Valparaiso, Kingston, Messina and Cottaogo.)
 Edward VII. proclaimed king, Jan. 24, 1901; crowned, Aug. 9, 1902; died May 6, 1910.
 Elizabeth, empress of Austria, assassinated, Sept. 10, 1895.
 Fallieres, C. A., elected president of France, Jan. 17, 1906.
 Field, Marshall, died, Jan. 16, 1906.
 Fisheries (Atlantic) dispute settled by Hague court, June, 1, 1910.
 Formosa transferred to Japan, June 4, 1895.
 Frederick VIII. succeeded to throne of Denmark, Jan. 29, 1906.
 Galveston tornado, Sept. 8, 1900.
 General Slocum disaster, June 15, 1904.
 George V. succeeded to British throne, May 6, 1910; crowned June 22, 1911.
 Gladstone resigned premiership, March 2, 1894; died, May 19, 1898.
 Goebel, Gov. William, shot, Jan. 30, 1900; died, Feb. 3.
 Greco-Turkish war began, April 16, 1897; ended, May 11, 1897; peace treaty signed, Sept. 18, 1897.
 Harriman, E. H., died, Sept. 9, 1909.
 Harrison, Benjamin, died, March 13, 1901.
 Harrison, Carter, Sr., assassinated, Oct. 28, 1893.
 Hawaii made a republic, July 4, 1894; annexed to United States, Aug. 12, 1896; made a territory, June 14, 1900.
 Hay-Pauncefote Isthmian-canal treaty signed, Nov. 18, 1901.
 Homestead (Pa.) labor riot, July 6, 1892.
 Hugo, Victor, centenary celebration begun in Paris, Feb. 26, 1902.
 Humbert, King, assassinated, July 29, 1900.
 Idaho admitted as a state, July 3, 1890.
 Irish land-purchase law in force, Nov. 1, 1903.
 Iroquois theater fire, Dec. 30, 1903; lives lost, 575.
 Italian army routed in Abyssinia, March 1, 1896.
 Italian prisoners lynched in New Orleans, March 4, 1891.
 Ito, Prince, assassinated, Oct. 26, 1909.
 Jameson raiders in Transvaal routed, Jan. 2, 1896.
 Japan, battle of Sea of, May 27-28, 1905.
 Japan declared war on China, Aug. 1, 1894; war ended, April 17, 1895.
 Japan-Russia war began, Feb. 7, 1904; ended Sept. 5, 1905.
 Johnstown flood, May 31, 1889.
 Ketteler, Baron von, killed in Peking, June 30, 1900.
 Kingston (Jamaica) earthquake and fire, Jan. 14, 1907.
 Kishlney massacre, April 20, 1903.
 Koch's lymph cure announced, Nov. 17, 1890.
 Kongo Free State annexed by Belgium Aug. 20, 1908.
 Korea annexed by Japan, Aug. 29, 1910.
 Kossuth, Louis, died, March 20, 1894.
 Lawton, Gen. H. W., killed, Dec. 19, 1899.
 Letter wheat deal collapsed, June 13, 1898.
 Leopold II., king of Belgium, died, Dec. 17, 1909.
 Liliuokalani, queen of Hawaii, deposed Jan. 16, 1893.
 Luiz Philippe, crown prince of Portugal, assassinated Feb. 1, 1908.
 Madagascar annexed to France, Jan. 23, 1896.
 Maine blown up, Feb. 15, 1898.
 Manuel II., king of Portugal, deposed Oct 3-4, 1910.
 Marconi signals letter "S" across Atlantic, Dec. 11, 1901.
 Messina destroyed by earthquake, Dec. 28, 1908.
 Meyerbeer centenary celebrated in Berlin, Sept. 5, 1891.
 Morocco conference began, Jan. 16, 1906.
 Mukden, battle of, Feb. 24-March 12, 1905.
 North Collinwood (O.) school disaster, March 4, 1901; died, Sept. 14, 1901.
 Nansen arctic expedition started, July 21, 1893; returned, Aug. 13, 1896.
 Nicholas II. proclaimed czar of Russia, Nov. 2, 1894; crowned, May 26, 1896; attempted assassination of, Jan. 19, 1905.
 McKinley, President, shot by anarchist, Sept. 6, 1908.
 Norge disaster, June 28, 1904.

North pole reached by Commander Robert E. Peary, April 6, 1909.
 Norway dissolved union with Sweden, June 7, 1905.
 Oklahoma and Indian territory admitted to union as state of Oklahoma, Nov. 16, 1907.
 Omdurman, battle of, Sept. 4, 1898.
 Oscar II., king of Sweden, died Dec. 8, 1907.
 Panama canal property bought by the United States, Feb. 16, 1903.
 Panama fraud trials in Paris, Jan. 10 to March 21, 1893.
 Panama revolution, Nov. 3, 1903.
 Pan-American congress, first, began, Oct. 2, 1899; second, Oct. 23, 1902.
 Paris flood, Jan. 20-Feb. 1, 1910.
 Peace conference called by czar, Aug. 24, 1898; opened at The Hague, May 18, 1899; closed, July 29, 1899; second peace conference, June 15-Oct. 18, 1907.
 Pekin captured by the allies, Aug. 15, 1900.
 Philippine-American war began, Feb. 4, 1899; ended, April 30, 1902.
 Philippines ceded to the United States, Dec. 10, 1898.
 Pope Leo XIII. died, July 20, 1903.
 Pope Pius X. elected, Aug. 4, 1903.
 Port Arthur captured by the Japanese from Chinese, Nov. 21, 1894; from Russians, Jan. 1, 1905.
 Porto Rico ceded to the United States, Dec. 10, 1898.
 Porto Rico hurricane, Aug. 8, 1899.
 Portugal, King Carlos and Crown Prince Luiz of, assassinated Feb. 1, 1908; Manuel II. deposed and republic declared, Oct. 3-4, 1910.
 Postage between United States and Britain reduced to 2 cents, Oct. 1, 1908.
 Postal banks established in United States, Jan. 3, 1911.
 Pretoria captured by the British, June 4, 1900.
 Pullman strike began, May 11, 1894; boycott began, June 26; rioting in Chicago and vicinity, June and July; strike and boycott ended, August.
 Rhodes, Cecil, died, March 26, 1902.
 Roentgen ray discovery made public, Feb. 1, 1896.
 Roosevelt, Theodore, became president of United States, on death of McKinley, Sept. 14, 1901; elected to same office, Nov. 8, 1904.
 Russia-Japan war began, Feb. 7, 1904; ended, Sept. 5, 1905.

Salsburg, Premier, resigned, July 13, 1902; died, Aug. 22, 1903.
 St. Louis cyclone, May 27, 1896.
 St. Petersburg riots, Jan. 22, 1905.
 St. Pierre, Martinique, destroyed, May 8, 1902.
 San Francisco earthquake and fire, April 18-20, 1906.
 San Juan and El Caney, battles of, July 1, 1898.
 Santiago de Cuba, naval battle of, July 3, 1898.
 Santiago de Cuba surrendered, July 17, 1898.
 Schley inquiry ordered, July 26, 1901; began, Sept. 20; ended, Nov. 7; verdict announced, Dec. 13, 1901.
 Schurz, Carl, died, May 14, 1906.
 Sergius, Grand Duke, assassinated, Feb. 17, 1906.
 Serbia, king and queen of, assassinated, June 11, 1903.
 Shah of Persia assassinated, May 1, 1896.
 Simpson tunnel completed, Feb. 25, 1905.
 Spanish-American war began, April 25, 1898; peace protocol signed, Aug. 12, 1898; Paris peace treaty signed, Dec. 12; peace treaty ratified, Feb. 6, 1899.
 Springfield (Ill.) riots and lynchings, Aug. 14-15, 1908.
 Stone, Ellen M., captured by brigands, Sept. 8, 1901; released, Feb. 23, 1902.
 Taft, William H., elected president of the United States, Nov. 3, 1908.
 Transvaal republic annexed to Great Britain, Sept. 1, 1900.
 Turkey, sultan of, proclaimed constitution, July 24, 1908; Sultan Abdul Hamid deposed April 27, 1909.
 Union of South Africa proclaimed, May 31, 1910.
 Utah admitted as a state, Feb. 4, 1896.
 Valparaiso earthquake, Aug. 16, 1906.
 Venezuelan blockade by England, Germany and Italy began in first part of December, 1902; ended, Feb. 13, 1903.
 Vesuvius, great eruption of, April 1-10, 1906.
 Victor Emmanuel III., king of Italy, crowned, Aug. 11, 1902.
 Victoria, queen of England, died, Jan. 22, 1901.
 Wilhelmina proclaimed queen of Holland, Aug. 31, 1898.
 Windsor hotel, New York, burned, March 17, 1899.
 World's Fair in Chicago opened, May 1, 1893; ended, Oct. 30, 1893.
 Wyoming admitted as a state, July 10, 1890.
 Yalu, battle of, Sept. 17, 1894.

DEATHS OF NOTED MEN AND WOMEN (1890-1910).

Aldrich, T. B., March 19, 1907.
 Alexander III., Nov. 1, 1894.
 Alexis, Nord, May 1, 1910.
 Allen, Grant, Oct. 25, 1895.
 Allison, W. B., Aug. 4, 1908.
 Altgeld, John P., March 12, 1902.
 Androssy, Count, Jan. 30, 1900.
 Anthony, Susan B., March 13, 1906.
 Arnold, Philip D., Jan. 6, 1901.
 Arnold, Edwin, March 25, 1904.
 Astor, John Jacob, Feb. 22, 1890.
 Audran, Edmond, Aug. 19, 1901.
 Barnum, P. T., April 7, 1891.
 Bartholdi, F. A., Oct. 4, 1904.
 Becquerel, A. H., Aug. 25, 1908.
 Bell, Alfred, July 16, 1906.
 Belmont, Edward, May 22, 1898.
 Belmont, August, Nov. 24, 1890.
 Belmont, O. H. P., June 10, 1908.
 Besant, Sir Walter, June 9, 1901.
 Bismarck, Prince, July 30, 1898.
 Bjornson, Bjornstjerne, April 26, 1910.
 Black, William, Dec. 10, 1898.
 Blackie, J. S., March 3, 1895.
 Blaine, James G., Jan. 27, 1893.
 Blavatsky, Madame, May 9, 1891.
 Blouet, Paul, May 24, 1903.
 Bonheur, Rosa, May 25, 1899.
 Booth, Edwin, June 7, 1893.
 Brahms, Johannes, April 2, 1897.
 Breton, Jules A., July 5, 1906.
 Brewer, David J., March 23, 1910.
 Brewster, Bend H., June 22, 1896.
 Brooks, Phillips, Jan. 23, 1893.
 Broughton, Lionel, Nov. 3, 1909.

Buck, Dudley, Oct. 6, 1909.
 Bulow, Hans von, Feb. 13, 1894.
 Burdett-Coutts, Baroness, Dec. 20, 1906.
 Butler, Gen. B. F., Jan. 11, 1893.
 Campbell-Bannerman, H., April 22, 1908.
 Carlisle, John G., July 31, 1910.
 Carlos I., Feb. 1, 1908.
 Carnot, President, June 24, 1894.
 Carte, D'Oyly, April 3, 1901.
 Casimir-Perier, March 12, 1907.
 Cervera, P., April 3, 1909.
 Chanute, Octave, Nov. 23, 1910.
 Childs, George W., Feb. 3, 1894.
 Christian IX., Jan. 29, 1906.
 Chulalongkorn I., Oct. 23, 1910.
 Clemens, Samuel L., April 21, 1910.
 Clement, Clay, Feb. 21, 1910.
 Cleveland, Grover, June 24, 1908.
 Colonne, Edouard, March 23, 1910.
 Constant, Benjamin, May 26, 1902.
 Cooke, Jay, Feb. 16, 1905.
 Coppee, Francis, May 23, 1908.
 Coquelin, B. C., Jan. 26, 1909.
 Coquelin, E. A. H., Feb. 8, 1909.
 Corbin, Austin, June 4, 1896.
 Corning, Erastus, Aug. 30, 1896.
 Crawford, F. M., April 9, 1909.
 Croke, Archbishop, July 22, 1902.
 Crook, George, March 19, 1890.
 Cummings, Ames J., May 2, 1902.
 Curie, Pierre, April 19, 1906.
 Curtin, Jeremiah, Dec. 14, 1906.
 Curtis, George W., Aug. 31, 1892.

Curzon, Lady, July 18, 1906.
 Cyrler, T. L., Feb. 26, 1909.
 Daly, Augustin, July 7, 1899.
 Dana, Charles A., Oct. 17, 1897.
 Daniel, John W., June 29, 1910.
 Davis, George R., Nov. 25, 1899.
 Davis, Mrs. Jefferson, Oct. 16, 1909.
 Davis, Winnie, Sept. 18, 1898.
 Davitt, Michael, May 31, 1906.
 De Martens, F., June 20, 1909.
 Dingley, Nelson, Jan. 13, 1899.
 Dolliver, J. P., Oct. 15, 1910.
 Donnelly, Ignatius, Jan. 2, 1901.
 Douglass, Frederick, Feb. 20, 1895.
 Drachman, Holger, Jan. 15, 1909.
 Drexel, Anthony J., June 30, 1893.
 Drummond, Henry, March 11, 1897.
 Du Maurier, George, Oct. 3, 1896.
 Dumas, Alexandre, Nov. 27, 1895.
 Dunbar, Paul L., Feb. 9, 1906.
 Dvorak, Antonin, May 1, 1904.
 Eddy, Mary Baker, Dec. 3, 1910.
 Edward VII., May 6, 1910.
 Edwards, Amelia B., April 15, 1892.
 Eggleston, Edward, Sept. 3, 1902.
 Elizabeth, Empress, Sept. 10, 1898.
 Emmett, "Feltz," June 15, 1891.
 English, William H., Feb. 7, 1896.
 Evarts, William M., Feb. 28, 1901.
 Fair, James G., Dec. 28, 1894.
 Fairchild, Lucius, May 23, 1896.
 Faithful, Emily, June 1, 1895.
 Fairson, "Feltz," July 23, 1903.
 Faure, Felix, Feb. 16, 1899.
 Fenn, G. M., Aug. 27, 1909.

- Field, Cyrus W., July 12, 1892.
 Field, Eugene, Nov. 4, 1895.
 Field, Kate, May 18, 1896.
 Field, Marshall, Jan. 16, 1906.
 Field, Richard M., Nov. 11, 1902.
 Field, Stephen J., April 9, 1899.
 Flisk, Clinton B., July 9, 1890.
 Foss, Cyrus D., Jan. 29, 1910.
 Frederick, ex-Empress, Aug. 5, 1901.
 Froude, James A., Oct. 20, 1891.
 Fuller, Melville W., July 4, 1910.
 Gary, Joseph E., Oct. 31, 1906.
 George, Henry, Oct. 29, 1896.
 Gilde, R. W., Nov. 18, 1909.
 Gillmore, Patrick S., Sept. 24, 1892.
 Gladstone, Wm. E., May 19, 1898.
 Gladstone, Mrs. W. E., June 13, 1900.
 Goode, George B., Sept. 6, 1896.
 Florence, Wm. J., Nov. 19, 1891.
 Flower, Roswell P., May 12, 1899.
 Forbes, Archibald, March 30, 1900.
 Fremont, John C., July 13, 1890.
 Goodsell, D. A., Dec. 5, 1909.
 Gould, Jay, Dec. 2, 1892.
 Gounod, Charles F., Oct. 18, 1893.
 Gray, Elisha, Jan. 21, 1901.
 Gresham, Walter Q., May 28, 1895.
 Grieg, Edvard, Sept. 4, 1907.
 Hale, Edward E., June 10, 1909.
 Halevy, Ludovic, May 8, 1908.
 Halstead, Murat, July 2, 1908.
 Hamilton, Gail, Aug. 27, 1897.
 Hampton, Wade, April 11, 1902.
 Hanlon, Edward, Jan. 4, 1908.
 Hanna, Marcus A., Feb. 15, 1904.
 Harper, William R., Jan. 10, 1906.
 Harriman, E. H., Sept. 9, 1909.
 Harris, Joel Chandler, July 3, 1908.
 Harris, William T., Nov. 5, 1909.
 Harrison, Benj., March 13, 1901.
 Harrison, Carter, Sr., Oct. 28, 1893.
 Hatch, Rufus, Feb. 23, 1893.
 Hay, John, July 1, 1905.
 Hayes, Rutherford B., Jan. 17, 1893.
 Hearn, Lafcadio, Sept. 26, 1904.
 Hellprin, Angelo, July 17, 1907.
 Henderson, David B., Feb. 25, 1906.
 Hérné, James A., June 2, 1901.
 Hewitt, Abram S., Jan. 18, 1903.
 Hilkoft, M., March 21, 1909.
 Hill, David B., Oct. 20, 1909.
 Hitchcock, E. A., April 9, 1909.
 Hitt, Robert R., Sept. 20, 1906.
 Hoar, George F., Sept. 30, 1904.
 Hoe, Robert, Sept. 22, 1903.
 Hobart, Garret A., Nov. 21, 1899.
 Holman, W. S., April 22, 1897.
 Holmes, Mary Jane, Oct. 6, 1907.
 Holmes, Oliver W., Oct. 7, 1894.
 Howard, O. O., Oct. 26, 1909.
 Howe, Julia Ward, Oct. 17, 1910.
 Humbert, King, July 29, 1900.
 Hunt, William H., Sept. 7, 1910.
 Huntington, C. P., Aug. 14, 1900.
 Huxley, Thomas H., June 29, 1894.
 Ibsen, Henrik, May 23, 1906.
 Ignatoff, N. P., July 4, 1908.
 Ingalls, John J., Aug. 16, 1900.
 Ingersoll, Robert G., July 21, 1899.
 Irving, Henry, Oct. 13, 1905.
 Ito, Prince, Oct. 26, 1909.
 Jefferson, Joseph, April 23, 1905.
 Jewett, Sarah O., June 24, 1909.
 Joachim, Joseph, Aug. 15, 1907.
 Jokal, Maurus, May 5, 1904.
 Johnson, Eastman, April 5, 1906.
 Johnson, J. A., Sept. 21, 1903.
 Joubert, Gen., March 27, 1900.
 Judd, Orange, Dec. 27, 1892.
 Judge, Wm. Q., March 22, 1896.
 Kasson, John A., May 18, 1910.
 Kelly, Myra, March 31, 1910.
 Kelvin, Lord, Dec. 17, 1907.
 Kjelland, Alexander, April 6, 1906.
 Koeh, Robert, May 27, 1910.
 Kossuth, Louis, March 20, 1894.
 Kruger, Paul, July 14, 1904.
 Kwang-Hsu, Nov. 14, 1908.
 La Farge, John, Nov. 14, 1910.
 Langley, Samuel P., Feb. 27, 1906.
 Larcom, Lucy, April 17, 1893.
 Lawton, H. W., Dec. 19, 1893.
 Leo XIII., July 20, 1903.
 Leopold II., Dec. 17, 1909.
 Li Hung Chang, Nov. 7, 1901.
 Logan, Olive, April 23, 1903.
 Lombroso, C., Oct. 19, 1909.
 Lorimer, George C., Sept. 3, 1904.
 Lossing, Benson J., June 3, 1891.
 Lowell, James R., Aug. 12, 1891.
 Lucca, Pauline, Feb. 28, 1908.
 Mace, Jem, Nov. 30, 1910.
 MacNaughton, Mrs. A., March 31, 1910.
 Magruder, Benjamin D., April 21, 1910.
 Manning, Cardinal, Jan. 14, 1892.
 Mansfield, Richard, Aug. 30, 1907.
 Maratzeck, Max, May 14, 1897.
 Marryat, Florence, Oct. 27, 1899.
 Marsh, O. C., March 18, 1893.
 Matthews, William, Feb. 15, 1909.
 Mappanant, De, July 6, 1893.
 Mead, Larkin G., Oct. 15, 1910.
 Medill, Joseph, March 16, 1899.
 Meissonier, Jan. 31, 1891.
 Mendes, Catulle, Feb. 8, 1909.
 Menzel, Adolf, Feb. 9, 1905.
 Meredith, George, May 18, 1909.
 Michel, Louise, Jan. 9, 1905.
 Mills, Sir John, Aug. 13, 1896.
 Mills, L. L., Jan. 18, 1909.
 Modjeska, Helena, April 8, 1909.
 Moody, Dwight L., Dec. 22, 1899.
 Morrison, W. R., Sept. 29, 1909.
 Most, Johann, March 17, 1906.
 Moulton, Louise C., Aug. 10, 1908.
 McArthur, John, May 15, 1906.
 McClure, A. K., June 6, 1909.
 McCosh, James, Nov. 16, 1894.
 McKivley, William, Sept. 14, 1901.
 McVicker, Jas. H., March 7, 1896.
 Newcomb, Simon, July 11, 1909.
 Nightingale, Florence, Aug. 14, 1910.
 Nye, Edgar W., Feb. 21, 1896.
 Ochiltree, Thos., Nov. 26, 1902.
 Oliphant, Mrs. M., June 25, 1897.
 Orchardson, W. O., April 13, 1910.
 O'Reilly, John Boyle, Aug. 11, 1890.
 Oscar II., Dec. 8, 1907.
 "Ouida" (Louise de la Ramee), Jan. 24, 1908.
 Paine, Robert T., Aug. 11, 1910.
 Palma, Tomas E., Nov. 4, 1908.
 Palmer, John M., Sept. 25, 1900.
 Palmer, Potter, May 4, 1902.
 Parker, Joseph, Nov. 23, 1902.
 Parkman, Francis, Nov. 8, 1893.
 Pastor, "Tony," Aug. 26, 1908.
 Pierrepont, Edwards, March 6, 1892.
 Pingree, Hazen S., June 18, 1901.
 Platt, Thomas C., March 6, 1910.
 Playfair, Lyon, May 29, 1898.
 Poole, William F., March 1, 1894.
 Porter, Noah, March 4, 1892.
 Potter, Henry C., July 21, 1908.
 Pullman, George M., Oct. 19, 1897.
 Randall, Samuel J., April 13, 1890.
 Reclus, Elisee, July 4, 1905.
 Reed, Thomas B., Dec. 7, 1902.
 Remenyi, Edouard, May 15, 1898.
 Remington, F., Dec. 26, 1909.
 Renan, Joseph Ernst, Oct. 2, 1892.
 Rhodes, Cecil, March 26, 1902.
 Ridpath, John C., July 31, 1900.
 Ristori, Adelaide, Oct. 9, 1906.
 Robson, Stuart, April 29, 1903.
 Rogers, H. H., May 19, 1909.
 Rojestvensky, S., Jan. 14, 1909.
 Root, George J., Aug. 6, 1895.
 Rosewater, Edward, Aug. 21, 1906.
 Rubinstein, Anton G., Nov. 20, 1894.
 Ruskin, John, Jan. 20, 1900.
 Russell, Sir Chas., Aug. 10, 1900.
 Russell, Wm. H., Feb. 10, 1907.
 St. Gaudens, Augustus, Aug. 3, 1907.
 Sagasta, Praxedes M., Jan. 5, 1903.
 Sage, Russell, July 22, 1906.
 Salisbury, Lord, Aug. 22, 1903.
 Salvini, Alexandre, Dec. 14, 1896.
 Sampson, Wm. T., May 6, 1902.
 Sankey, Ira D., Aug. 13, 1908.
 Sarasate, Pablo de, Sept. 20, 1908.
 Sardou, Victorien, Nov. 8, 1908.
 Satolli, Francis, Jan. 8, 1910.
 Schaeffer, Jacob, March 8, 1910.
 Schlemann, H., Dec. 25, 1890.
 Schurz, Carl, May 14, 1906.
 Seidl, Anton, March 29, 1898.
 Sherman, John, Oct. 22, 1900.
 Sherman, Gen. W. T., Feb. 14, 1891.
 Sigel, Franz, Aug. 21, 1902.
 Smith, Samuel, April 16, 1904.
 Smith, Goldwin, June 7, 1910.
 Smyth, J. M., Nov. 4, 1909.
 Spencer, Herbert A., Dec. 8, 1903.
 Sprague, O. S. A., Feb. 20, 1909.
 Sprckels, Claus, Dec. 26, 1908.
 Stanford, Leland, June 20, 1893.
 Stanley, Henry M., May 10, 1904.
 Stanton, Elizabeth C., Oct. 26, 1902.
 Stedman, Edmund C., Jan. 18, 1908.
 Stockton, Frank R., April 20, 1902.
 Strakosch, Max, March 17, 1892.
 Strauss, Johann, May 3, 1899.
 Sullivan, Sir Arthur, Nov. 22, 1900.
 Suppe, Franz von, June 21, 1895.
 Sutro, Adolph, Aug. 8, 1898.
 Swinburne, A. C., April 10, 1909.
 Swing, David, Oct. 3, 1894.
 Taine, Hippolyte A., March 5, 1893.
 Talmage, T. DeWitt, April 12, 1902.
 Tennyson, Alfred, Oct. 6, 1892.
 Terry, A. H., Dec. 16, 1890.
 Thaxter, Celia L., Aug. 27, 1894.
 Thurman, Allen G., Dec. 12, 1895.
 Tilton, Theodore, May 25, 1907.
 Tizsa, Koloman de, March 23, 1902.
 Tolstoy, Leo, Nov. 20, 1910.
 Tourgee, Albion, May 21, 1905.
 Tschakowsky, Nov. 5, 1893.
 Tsu-Hsi, Nov. 15, 1908.
 Tuley, Murray F., Dec. 25, 1905.
 Twain, Mark, April 21, 1910.
 Tyndall, John, Dec. 4, 1893.
 Vanderbilt, Cornelius, Sept. 12, 1899.
 Verdi, Giuseppe, Jan. 27, 1901.
 Verne, Jules, March 24, 1905.
 Victoria, Queen, Jan. 22, 1901.
 Vilas, William F., Aug. 27, 1908.
 Villard, Henry, Oct. 12, 1900.
 Virchow, Rudolph, Sept. 5, 1902.
 Voorhees, D. W., April 10, 1897.
 Waite, C. B., March 25, 1909.
 Ward, John Q. A., May 1, 1910.
 Wheeler, Joseph, Jan. 25, 1906.
 Whitney, Myron W., Sept. 19, 1910.
 Whitney, Wm. C., Feb. 2, 1904.
 Whittier, John G., Sept. 7, 1892.
 Wilde, Oscar, Nov. 30, 1900.
 Wilhelmj, August, Jan. 23, 1908.
 Willard, Frances E., Feb. 17, 1898.
 Wilson, Augusta E., Aug. 9, 1909.
 Windom, William, Jan. 29, 1891.
 Wright, Carroll D., Feb. 20, 1909.
 Yates, Edmund H., May 20, 1894.
 Yerkes, Charles T., Dec. 29, 1905.
 Zola, Emile, Sept. 29, 1902.

RATES OF POSTAGE AND MONEY ORDERS.

The domestic letter rate is 2 cents an ounce or fraction thereof, and it applies to the island possessions of the United States, Cuba, Canada, Newfoundland, Labrador, united kingdom, Germany (direct), Mexico, Shanghai, the canal zone and republic of Panama. The foreign letter rate is 5 cents an ounce or fraction thereof, and it applies to all foreign countries in the universal postal union except those named above.

DOMESTIC.

FIRST CLASS—Letters and all written or partly written matter whether sealed or unsealed, and all other matter sealed or otherwise closed against inspection, 2 cents per ounce or fraction thereof. Postal cards issued by the government sold at 1 cent each; double, or reply cards, 2 cents each. Cards must not be changed or mutilated in any way and no printing or writing other than the address is allowable on the address side. "Private mailing cards" (post cards) require 1 cent postage.

Among the articles requiring first-class postage are blank forms filled out in writing; certificates, checks and receipts filled out in writing; copy (manuscript or typewritten) unaccompanied by proof sheets; plans and drawings containing written words, letters or figures; price lists containing written figures changing individual items; old letters sent singly or in bulk; typewritten matter and manifold copies thereof, and stenographic notes.

SECOND CLASS—All regular newspapers, magazines and other periodicals issued at stated intervals less frequently than four times a year, when mailed by publishers or news agents, 1 cent a pound or fraction thereof; when mailed by others, 1 cent for each four ounces or fractional part thereof.

THIRD CLASS—Books, circulars, pamphlets and other matter wholly in print (not included in second-class matter), 1 cent for each two ounces or fractional part thereof. The following named articles are among those subject to third-class rate of postage: Almanacs, architectural designs, blue prints, bulbs, seeds, roots, scions and plants, calendars, cards, press clippings with name and date of papers stamped or written in, engravings, samples of grain in its natural condition, imitation of hand or typewritten matter when mailed at post-office window in a minimum number of twenty identical copies separately addressed; insurance applications and other blank forms mainly in print; printed labels, lithographs, maps, music books, photographs, tags, proof sheets, periodicals having the character of books, and publications which depend for their circulation upon offers of premiums.

FOURTH CLASS—All matter not in the first, second or third class, which is not in its form or nature liable to destroy, deface or otherwise damage the contents of the mailbag or harm the person of any one engaged in the postal service, 1 cent an ounce or fraction thereof. Included in fourth-class mail matter are the following articles: Blank books, blank cards or paper, blotters, playing cards, celluloid, coin, crayon pictures, cut flowers, metal or wood cuts, drawings, dried fruit, dried plants, electrotype plates, framed engravings, envelopes, geological specimens, letterheads, cloth maps, samples of merchandise, metals, minerals, napkins, oil paintings, paper bags or wrapping paper, photograph albums, printed matter on other material than paper, queen bees properly packed, stationery, tin types, wall paper and wooden rulers bearing printed advertisements.

UNMAILABLE MATTER—Includes that which is prohibited by law, regulation or treaty stipulation and that which by reason of illegible or insufficient address cannot be forwarded to destination. Among the articles prohibited are poisons, explosives or inflammable articles, articles exhaling bad odors, vintous, spirituous and malt liquors, specimens of disease germs, lottery letters and circulars, indecent and scurrilous matter.

SPECIAL DELIVERY—Any article of mailable matter bearing a 10-cent special delivery stamp in addition to the regular postage is entitled to immediate delivery on its arrival at the office of address between the hours of 7 a. m. and 11 p. m., if the office be of the free-delivery class, and be-

tween the hours of 7 a. m. and 7 p. m., if the office be other than a free-delivery office.

REGISTRATION—All mailable matter may be registered at the rate of 10 cents for each package in addition to the regular rate of postage, which must be prepaid. An indemnity not to exceed \$50 will be paid for the loss of first-class registered matter, and 50 francs (\$10) in case of the loss of a registered article addressed to a country in the universal postal union, under certain conditions.

LIMITS OF WEIGHT—No package of third or fourth class matter weighing more than four pounds, except single books, will be received for conveyance by mail. The limit of weight does not apply to second-class matter mailed at the second-class rate of postage, or at the rate of 1 cent for each four ounces, nor is it enforced against matter fully prepaid with postage stamps affixed at the first-class or letter rate of postage.

POST CARDS—A post card must be an unfolded piece of cardboard not exceeding 3-9-16 by 5-9-16 inches, nor less than 2 1/4 by 4 inches in size; it must be in form and quality and weight of paper substantially like the government postal cards. It may be of any color not interfering with the legibility of the address; the face of the card may be divided by a vertical line, the right half to be used for the address only and the left for the message, etc.; very thin sheets of paper may be attached to the card, and such sheets may bear both writing and printing; advertisements may appear on the back of the card and on the left half of the face. Cards bearing particles of glass, metal, mica, sand, tinsel or similar substances are unmailable except in envelopes.

MONEY ORDER FEES—For domestic money orders in denominations of \$100 or less the following fees are charged:

For orders for sums not exceeding \$2.50.....	8c
For over \$2.50 and not exceeding \$5.....	8c
For over \$5 and not exceeding \$10.....	8c
For over \$10 and not exceeding \$20.....	10c
For over \$20 and not exceeding \$30.....	12c
For over \$30 and not exceeding \$40.....	8c
For over \$40 and not exceeding \$50.....	18c
For over \$50 and not exceeding \$60.....	20c
For over \$60 and not exceeding \$75.....	25c
For over \$75 and not exceeding \$100.....	80c

SUGGESTIONS—Direct your mail matter to a post-office, writing the name of the state plainly, and if to a city, add the street and number or postoffice box of the person addressed. Write or print your name and address, and the contents, if a package, upon the upper left-hand corner of all mail matter. This will insure the immediate return of all first-class matter to you for correction, if improperly addressed or insufficiently paid; and if it is not called for at destination it can be returned to you without going to the dead-letter office. If a letter, it will be returned free. Undelivered second, third and fourth class matter will not be forwarded or returned without a new prepayment of postage. When a return card appears on this matter either the sender or addressee is requested to send the postage. Register all valuable letters and packages.

FOREIGN.

Letter postage to Germany is 2 cents an ounce or fraction (in direct German steamers only); to Newfoundland, Great Britain and Ireland, 2 cents an ounce or fraction.

The rates of postage to all foreign countries (except Canada, Mexico, Panama and Cuba, which are the same as domestic rates) are as follows:

Letters, for the first ounce or fraction.....	5 cents
Letters, for each additional or fraction of an ounce.....	3 cents
Postal cards, each.....	2 cents
Newspapers and other printed matter, per 2 oz.....	1 cent
Registration fee on letters or other articles.....	10 cents
Commercial papers, packages not in excess of 10 ounces.....	5 cents
Commercial papers, packages in excess of 10 ounces, each 2 ounces or fraction.....	1 cent
Samples of merchandise, packets not in excess of 4 ounces.....	2 cents
Samples of merchandise, packets in excess of 4 ounces, each 2 ounces or fraction.....	1 cent

LIMIT OF WEIGHT—Packages of printed matter and commercial papers, 4 pounds 6 ounces; samples of merchandise, 12 ounces.

PREPAYMENT OF POSTAGE—Foreign mail should at all times be fully prepaid. If not fully prepaid double the deficiency will be collected upon delivery.

INTERNATIONAL REPLY COUPONS—These reply coupons, of the denomination of 6 cents each, are issued for the purpose of sending to correspondents in any of the countries named below. The foreign correspondent may exchange the coupons for postage stamps of that country equal in value to a 5 cent United States postage stamp, using the stamp for reply postage. The countries in which the reply coupon is valid are as follows:

Austria and the Austrian postoffices in the Levant, Belgium, Bosnia-Herzegovina, Bulgaria, Chile, Korea, Costa Rica, Crete, Cuba, Denmark, Danish West Indies, Egypt, France, Germany, Great Britain, British postoffices in Morocco and Turkey, British colonies of Australia, Bahamas, Bechuana-land, Canada, Cape of Good Hope, Ceylon, Cook Islands, Dominica, East Africa, Gibraltar, Gold Coast, Honduras (British), Hongkong and Hongkong offices in China, India, Labuan, Malta, Natal, Newfoundland, New Guinea, New Zealand, Seychelles, Sierra Leone, Somaliland, South Rhodesia, Straits Settlements, Tasmania, Transvaal, Trinidad, Uganda, Zululand, Greece, Haiti, Honduras (Republic of), Hungary, Italy, Japan, Liberia, Luxemburg, Mexico, Netherlands, Netherlands Guiana, the Netherlands Indies, Norway, Roumania, Salvador, Slam, Spain, Sweden, Switzerland, Tunis,

PARCEL POST EXCHANGES.

Australia.*
Austria*—Including the Austrian offices in the Ottoman empire at Alexandrette, Beirut, Candia (Crete), Cavalla, Constantinople, Dardanelles, Dedegatch, Durazzo, Haifa, Ineboll, Jaffa, Janna, Jerusalem, Kerassund, Lagos, Mersine, Mitylene, Prevesa, Ritzimo (Rethymno), Rhodes, Saloniki, Samsoun, San Jean de Medua, Santl Quaranta, Scio (Schios), Scutari (Albania), Smyrna, Trebizond, Tchesme, Tripoli (Syria), Valona, Vathy (Samos).

Bahamae.	Thomas.
Barbados.*	Denmark.*
Belgium.*	Dutch Guiana.*
Bermuda.	Ecuador.*
Bolivia.	France.*
Brazil.	Great Britain.*
British Guiana.	Guatemala.
Chile.	Germany.
Colombia.*	Haiti.
Costa Rica.	Honduras (British).
Danish West Indies (St. Croix, St. John, St. Thomas).	Honduras (Republic of).

Hongkong*—Amoy, Canton, Changsha, Chefoo, Ching-Kiang, Foochow, Hangchow, Hankow, Hoilho (Hohlow), Kiankiang, Kowloon, Liu Kung Tan, Nanking, Newchwang, Ningpo, Peking, Shanghai, Shengshaiwan, Shasi, Soochow, Swatow, Tientsin, Tongku, Weihaiwei, Wubu.

Hungary.* | Italy.*
Ireland.*

1. Italian offices in Ottoman empire (Turkey)*—Bengazi (north Africa), Durazzo (Albania), Galata (Constantinople), Jerusalem (Palestine) Canea (Crete), Pera (Constantinople), Saloniki (Roumelia), Scutari (Asia Minor), Smyrna (Asia Minor), Stamboul (Constantinople), Tripoli-in-Barbary, Valona (Albania).

2. Italian colony of Erythrea (Africa)*—Ady Cafe, Adi Ugri, Agordat, Asmara, Assab, Keren, Neasit, Massaua, Saganelli.

3. Italian protectorate of Benadir—Brava, Giumbo, Merka, Mogadiscio.

Japan.*
In Manchuria—Antoken, Bujun, Choshun, Dalren, Dalsekko, Daitoko, Furanten, Galhei, Ginkaton, Gwaboten, Hishika, Honkelko, Hoten, Howojic, Kaigen, Kaijio, Kinshu, Koshurei, Rofjun, Rin-juton, Rloyo, Senkhsal, Shihelgal, Shimmifu Shoto, Sokako, Sokaton, Talkozan, Tetsurei, Yenda, Yugalujio.

In Karafuto—(Japanese) Sakhalin.
Formosa.* | Korea.*
Jamaica (including the Turks and Caico Islands).

Leeward Islands (Antigua), with Barbuda and Redonda, St. Kitts, Nevis, with Anguilla, Dominica, Montserrat and the Virgin Islands).

Mexico.* | Newfoundland.
Netherlands.* | New Zealand.
The Cook Islands, including Alutaki, Atin, Hervey (Manua), Mangaia, Mauke, Mitiaro and Barotonga; also the islands of Palmerston (Avarau), Manahiki, Penrhyn (Tongreva), Pukapuka (Danger), Rakaanga, Savage (Nide) and Suwarrow.

Nicaragua. | Sweden.
Norway.* | Trinidad.
Peru. | Uruguay.
Salvador. | Venezuela.

Windward Islands (Grenada, St. Vincent, Grenadines and St. Lucia).

Unsealed packages of mailable merchandise may be sent to above named places subject to the conditions herein prescribed, viz.:

Limit of weight.....11 pounds
Greatest length.....3 feet 6 inches
Greatest length and girth combined.....6 feet
Postage.....12 cents a pound or fraction

*EXCEPTIONS.

*Except that parcels for Colombia and Mexico must not measure more than two (2) feet in length or more than four (4) feet in girth. Also that parcels for Australia, Austria, Belgium, Denmark, Formosa, France, Hongkong, Hungary, Italy (Italian offices in Turkey and Africa), Japan, Korea, Netherlands, Norway and Sweden must not exceed \$80 in value, and that parcels for Ecuador must not exceed \$50 in value.

When packages of merchandise intended for Mexico do not exceed four (4) pounds in weight, they may be sent under the same conditions applicable to packages of merchandise in the domestic mails—1 cent for each ounce or fraction thereof, fully prepaid.

Parcel-post packages for Barbados, Dutch Guiana, France, Great Britain, Ireland, Netherlands and Uruguay cannot be registered.

A parcel when sent as parcel post must not be posted in a letter box, but must be taken to the foreign branch, general postoffice, or any postal station, and presented to the person in charge, between the hours of 9 a. m. and 5 p. m., where a declaration of contents must be made, a record kept and a receipt given for the parcel. Packages for Dutch Guiana, France (special form), Netherlands, Salvador and Uruguay require two declarations, and Venezuela three.

INTERNATIONAL MONEY ORDERS.

International money orders are issued payable in Africa, Algeria, Apia (Samoa), Arabia, Argentine Republic, Australia, Austria, Azores, Belgium, Beloochistan, Beirut, Bolivia, Borneo, Bosnia, British Bechuanaaland, British Central Africa, British East Africa, Bulgaria, Cape Colony, Caroline Islands, Cayman Islands, Ceylon, Chile, China, Cook Islands, Costa Rica, Crete, Cyprus, Danish West Indies, Denmark, Dutch East Indies, Egypt, Falkland Islands, Faroe Islands, Fiji Islands, Finland, Formosa, France, Germany, Gibraltar, Great Britain and Ireland, Heligoland, Herzegovina, Holland, Honduras, Hongkong, Hungary, Iceland, India, Italy, Jaffa, Japan, Jask (Persia), Java, Jerusalem, Kongo, Korea, Liberia, Luxemburg, Madeira, Malacca, Malta, Manchuria, Mauritius, Mexico, Monaco, Montenegro, Morocco, Mukho (Korea), Netherlands, New Guinea, New South Wales, New Zealand, North Borneo, Northern Nigeria, Norway, Orange River Colony, Palestine, Panama, Penrhyn Island, Persia, Peru, Rhodesia, Roumania, Portugal, Queensland, Rhodes, Rhodesia, Roumania, Russia, Sakhalin (Japanese), St. Helena, Salvador, Samoa Island, San Marino, Savage Island, Servia, Seychelle Islands, Slam, South Australia, Spice Islands, Straits Settlements, Sumatra, Sweden, Switzerland, Tasmania, Tobago, Transvaal, Tripoli, Tunis, Turkey, Turks Island, Victoria, Wales, Western Australia, Zambesia, Zanzibar and Zululand (South Africa).

Rates of fees for money orders payable in—
Apia, Austria, Belgium, Bolivia, Chile, Costa Rica, Denmark, Egypt, Germany, Hongkong, Hungary, Japan, Liberia, Luxemburg, Mexico, Nether-

lands, New Zealand, Norway, Orange River Colony, Peru, Portugal, Sweden, Switzerland, Transvaal:

Orders for \$10 or less.....	\$0.08
Over \$10 and not exceeding \$20.....	.10
Over \$20 and not exceeding \$30.....	.15
Over \$30 and not exceeding \$40.....	.20
Over \$40 and not exceeding \$50.....	.25
Over \$50 and not exceeding \$60.....	.30
Over \$60 and not exceeding \$70.....	.35
Over \$70 and not exceeding \$80.....	.40
Over \$80 and not exceeding \$90.....	.45
Over \$90 and not exceeding \$100.....	.50

Fees collected on all other international money orders (see exceptions under head of domestic money order rates):

Not exceeding \$10..\$0.10	Not exceeding \$60..\$0.60
Not exceeding \$20.. .20	Not exceeding \$70.. .70
Not exceeding \$30.. .30	Not exceeding \$80.. .80
Not exceeding \$40.. .40	Not exceeding \$90.. .90
Not exceeding \$50.. .50	Not exceeding \$100.. 1.00

The maximum amount for which a single international money order may be drawn is, for orders payable in—

United Kingdom of Great Britain and Ireland.....	£20 10s 8d=\$100
Cape Colony.....	£20 10s 8d= 100
New Zealand.....	£20 10s 8d= 100
Queensland.....	£20 10s 8d= 100
France, Algeria and Tunis.....	Francs 515= 100
Belgium.....	Francs 515= 100
Switzerland.....	Francs 515= 100
Italy.....	Lire 515= 100
Portugal.....	Milreis 92 reils 590= 100

The Netherlands.....	Florins 246.91= 100
Germany.....	Marks 418.41= 100
Sweden.....	Kroner 371.75= 100
Norway.....	Kroner 371.75= 100
Denmark.....	Kroner 371.75= 100
Japan..... 100
Honduras..... 100
New South Wales.....	£20 10s 8d= 100
Victoria.....	£20 10s 8d= 100
Tasmania.....	£20 10s 8d= 100
Austria.....	Crowns 490.20= 100
Hungary.....	Crowns 490.20= 100
South Australia.....	£20 10s 8d= 100
Luxemburg, Grand Duchy of.....	Francs 515= 100
Salvador..... 100
Hongkong..... 100
Egypt..... 100
Cille..... 100
British Honduras.....	£20 10s 8d= 100
Mexico..... 100
Russia.....	194 rubles 33 kopecks= 100
Apla.....	418.41 marks= 100
Greece.....	Francs 515= 100
Bolivia..... 100
Costa Rica..... 100
Liberia..... 100
Transvaal..... 100
Peru..... 100

The value of the British pound sterling in United States money is fixed by convention at \$4.87; the German mark at 23.9 cents; French and Swiss franc and Italian lire at 19.42 cents; Swedish and Norwegian kroner at 27 cents; Netherland gorn at 40½ cents; Portugal milreis at \$1.09; Russian ruble at 51.46 cents.

RAILROAD RATE DECISION.

Two important cases, involving practically the same issues, were decided by the interstate commerce commission Feb. 22, 1911. The first was that submitted Jan. 19, 1911, by carriers in official classification territory, they having filed tariffs naming increases upon all class rates and upon one-half the commodity rates. The territory, roughly speaking, is bounded on the north by Canada, on the east by the Atlantic ocean, on the south by the Ohio and Potomac rivers and on the west by the Mississippi river. The second case was that submitted on the same date by the principal carriers in western trunk line, trans-Missouri and Illinois freight committee territories, which had filed tariffs increasing the rates upon some 200 commodities. In both cases the carriers voluntarily postponed the effective dates of the tariffs filed, pending inquiry by the commission as to the reasonableness of such rates.

In the first case it was held that there was no evidence before the commission establishing the necessity for higher rates, and further, that probably increased rates would not be necessary in the future. Before any general advance in rates can be permitted, it was held, it must appear with reasonable certainty that carriers have exercised

proper economy in the purchase of their supplies, in the payment of wages and in the general conduct of their business. In this case there was no testimony tending to show the cost of reproducing the railroad properties. The commission required the defendants to cancel the proposed tariffs both as to class and commodity rates.

In the second case the commission held that the proposed rates were beyond the limitations placed by law upon carriers, and should not become effective. They had not been proved to be just and reasonable. "The strength of the carriers' case," declared the commission in its decision, "is in these two contentions: (1) That the roads are not earning a fair return upon the value of their property; (2) that the cost of operating has increased because of increased wages. While it is true that the cost of operation has increased by the amount shown as allowed to labor and addition to wages, it is also true that operating revenues have increased so as to more than absorb the increased operating expense. Moreover, cost figures furnished would indicate that under skillful management an additional tonnage may be handled under a higher wage schedule without increasing the cost of the service given."

DYNAMITE EXPLOSION AT JERSEY CITY, N. J.

Thirty men were killed, hundreds of others injured and nearly \$1,000,000 worth of property was destroyed by the explosion of 50,000 pounds of dynamite at the North river terminal of the Central Railroad of New Jersey, in that part of Jersey City, N. J., known as Communipaw, at noon Feb. 1, 1911. Pier No. 7, at which the accident occurred, was blown away; two lighters were destroyed and several vessels, including three ferry boats, badly damaged, and the railroad terminal partially wrecked. The lower part of Manhattan island was shaken as by an earthquake. Thousands of panes of glass were broken and many persons were injured by the flying fragments. Something

akin to a panic prevailed in the skyscrapers and in the streets. Considerable damage was done in Brooklyn, Staten island, Ellis island and elsewhere, the shock being distinctly felt as far away as Long Branch, forty-five miles from New York.

The explosion occurred while a large quantity of dynamite, shipped by the Du Pont Powder company, was being transferred from a freight car to the lighter Katherine W. The cause could not be definitely ascertained, as everybody and everything in the immediate vicinity met with instant annihilation, though it was suggested that the boilers of the lighter exploded.

ERUPTION OF TAAL VOLCANO.

Through the eruption of Mount Taal, a volcano rising from the center of Lake Taal, province of Batangas, Luzon, about 850 lives were lost Jan. 28, 1911. Several small villages along the shore of the lake were overwhelmed by a tidal wave and many

persons were burned to death in fires started by molten lava from the mountain. The eruption was accompanied by heavy shocks, which continued for several days. There have been eight violent eruptions of this volcano since 1709.

NATIONAL RAILWAY AND POSTAL STATISTICS.
 [From report prepared by bureau of statistics.]

COUNTRY.	Year.	Rail-ways.	Post-offices.	Printed matter sent †	Letters and cards sent.	Val. domestic money and postal orders sent.	Value foreign money orders sent.
		Miles.	No.	Number.	Number.		
Argentina.....	1908	15,476	2,527	245,129,775	314,109,678	\$18,661,600	\$1,278,577
Australian Commonwealth.....	1908	16,213	7,558	117,457,308	311,034,408	126,023,233	41,223,131
New Zealand.....	1908	2,703	2,075	38,191,858	85,537,836	35,022,960	9,671,508
Austria.....	1908	9,543	161,207,374	1,004,594,128	1,467,475,828	506,617,897
Hungary.....	1907	5,618	88,870,311	420,955,544	1,068,218,784	263,388,795
Belgium.....	1908	2,913	1,459	406,183,681	272,394,944	295,741,962	37,991,060
Bolivia.....	1907	10,774	198
Brazil.....	1908	11,949	3,246	197,505,000	211,786,000	7,420,241	35,634
Bulgaria.....	1908	995	2,068	18,291,106	27,738,558	25,922,653	11,004,696
Canada.....	1908	22,966	12,479	79,541,000	479,670,000	36,577,552	16,050,218
Central America—Costa Rica.....	1908	73
Honduras.....	1907	268
Salvador.....	1907	80
Chile.....	1907	3,290	942	3,003,868	37,671,713	17,660,965	1,311,382
China.....	1906	3,746	3,496	26,401,031	47,637,387	2,578,000
Colombia.....	1907	449	448
Cuba.....	1908	2,330	447	3,819,213	1,153,069
Denmark.....	1908	2,141	1,488	141,298,740	125,011,918	152,715,703	14,669,940
Ecuador.....	1908	324	81
Egypt.....	1908	3,503	1,388	16,220,600	33,368,000	196,220,160	21,244,032
France.....	1908	29,716	12,827	1,536,796,063	1,319,877,091	2,197,699,542	84,712,863
Algeria.....	1907	2,000	628	20,713,503	21,982,277	328,967,087	2,460,406
Tunisia.....	1908	575	384	6,911,224	16,832,934	21,193,462	12,794,462
Indo-China.....	1908	1,084	299	1,509,500	9,008,707	55,449	3,715,419
Colonies, N. E. S.*.....	1907	1,553	551	499,203	4,378,607	76,664	10,162,500
German empire.....	1908	36,686	49,838	3,295,597,366	4,040,617,077	15,657,307,164	242,777,098
Colonies.....	1908	1,701	156
Greece.....	1908	771	852	11,399,500	15,285,093	16,212,387	1,877,192
Haiti.....	1906	140	66	157,245	554,853
India, British.....	1908	20,575	18,075	89,549,949	691,979,673	567,824,725	12,179,538
Italy.....	1908	10,388	9,632	567,516,249	375,539,509	2,949,892,008	53,814,671
Japan.....	1908	4,898	7,261	195,255,976	1,173,232,475	15,529	1,450,494
Formosa.....	1908	271
Kongo.....	1908	459	60	52,598	411,935	109,703	305,131
Korea.....	1907	488	486	2,707,198	12,436,320
Luxemburg.....	1908	318	116	5,224,947	12,165,380	25,952,964	38,816,422
Mexico.....	1908	14,857	2,954	72,085,345	88,868,750	126,396,380	8,404,478
Netherlands.....	1908	1,912	1,445	239,120,237	207,707,661	154,217,964	15,941,954
East Indies.....	1908	3,223	1,620	12,234,093	17,749,028	17,969,569	3,594,943
West Indies, etc.....	1907	65	17	181,383	398,518	317,999	1,014,947
Norway.....	1908	1,607	3,099	88,428,118	60,915,990	47,619,316	8,214,455
Paraguay.....	1908	153	221	6,455,823
Persia.....	1906	34	144
Peru.....	1908	1,471	416
Portugal.....	1908	1,630	3,682	37,083,249	54,729,054	54,752,375	2,069,008
Colonies.....	1906	676	402	885,198	4,301,993	1,445,972	2,850,039
Romania.....	1908	1,995	3,280	71,541,631	60,335,162	51,476,468	31,676,463
Russia.....	1908	41,136	13,983	503,166,617	909,083,350	6,643,462,762	60,702,384
Finland.....	1908	2,057	1,704	55,144,919	29,999,825	3,216,930	1,565,262
Santo Domingo.....	1908	150	81	227,222	177,445
Serbia.....	1908	379	1,450	9,715,154	15,853,090	31,414,422	2,767,483
Slam.....	1908	550	113	8,887,952
Spain.....	1908	9,227	4,577	196,538,442	158,763,730	15,785,045	15,285,809
Sweden.....	1908	8,321	3,947	186,438,720	157,128,887	215,785,045	65,500,913
Switzerland.....	1908	2,763	4,068	227,012,343	252,211,515	737,006,298	15,520,913
Turkey.....	1908	973	1,312	4,934,777	25,065,220	54,708,470	2,184,320
United Kingdom.....	1908	23,207	23,738	1,155,500,000	3,767,400,000	405,747,202	11,500,952
Colonies, N. E. S.*.....	1908	12,508	2,578	18,272,872	102,821,344	14,675,402	5,402,490
United States.....	1908	234,011	60,144	5,998,301,609	7,947,130,717	491,074,844	76,754,303
Philippines.....	1902	292	540	3,645,123
Porto Rico.....	1908	200
Uruguay.....	1908	1,447	800	591,582
Venezuela.....	1906	637	230	469,543
Total.....		612,978	293,301	16,028,471,303	25,085,355,963	34,734,378,698	1,566,257,221

*Not elsewhere specified. †Including newspapers and periodicals.

UNITED STATES STEEL CORPORATION.

For the fiscal year ended Dec. 31, 1910, the net earnings of the United States Steel corporation were \$116,738,157.80. The volume of business done by all the constituent companies of the corporation during the year, as represented by their combined gross sales and earnings, equalled the sum of \$703,961,421.41. The outstanding capital stock at the close of the year was: Common, \$508,302,500; preferred, \$360,281,100. The bonded, debenture and mortgage debt was \$607,684,173.72. The total ex-

penditure on the Gary (Ind.) plant to Dec. 31, 1910, was \$69,978,695.15.

The average number of employes in the service of the corporation during 1910 was 218,435, and the total annual salaries and wages amounted to \$174,955,139.

The president of the corporation is James A. Farrell and the chairman is Elbert H. Gary, both of New York, N. Y.

BOILER EXPLOSIONS IN 1910.

According to statistics gathered by "The Locomotive," there were 533 boiler explosions in the United States and adjacent parts of Mexico and

Canada in 1910, resulting in the death of 280 persons and the injury of 506 others, making a total of 786 killed or injured.

LEGAL HOLIDAYS IN THE UNITED STATES.

- Alabama—Jan. 1; Jan. 19 (Lee's birthday); Feb. 22; Mardi Gras (the day before Ash Wednesday, first day of Lent); Good Friday (the Friday before Easter); April 26 (Confederate Memorial day); June 3 (Jefferson Davis' birthday); July 4; Labor day (first Monday in September); Thanksgiving day (last Thursday in November); Dec. 25.
- Alaska—Jan. 1; Feb. 22; May 30 (Memorial day); July 4; Thanksgiving day; Dec. 25.
- Arizona—Jan. 1; Arbor day (first Monday in February); Feb. 22; May 30; July 4; general election day; Thanksgiving day; Dec. 25.
- Arkansas—Jan. 1. Feb. 22; July 4; Thanksgiving day; Dec. 25.
- California—Jan. 1; Feb. 22; May 30; July 4; Sept. 9 (Admission day); Labor day (first Monday in September); general election day in November; Thanksgiving day; Dec. 25.
- Colorado—Jan. 1; Feb. 22; Arbor and School day (third Friday in April); May 30; July 4; first Monday in September; general election day; Thanksgiving day; Dec. 25; every Saturday afternoon from June 1 to Aug. 31 in the city of Denver.
- Connecticut—Jan. 1; Feb. 12 (Lincoln's birthday); Feb. 22; Good Friday; May 30; July 4; Labor day (first Monday in September); Thanksgiving day; Dec. 25.
- Delaware—Jan. 1; Feb. 12; Feb. 22; May 30; July 4; first Monday in September; Thanksgiving day; Dec. 25.
- District of Columbia—Jan. 1; Feb. 22; March 4 (Inauguration day); May 30; July 4; first Monday in September; Thanksgiving day; Dec. 25.
- Florida—Jan. 1; Jan. 19 (Lee's birthday); Arbor day (first Friday in February); Feb. 22; April 26 (Confederate Memorial day); June 3 (Jefferson Davis' birthday); July 4; first Monday in September; Thanksgiving day; general election day; Dec. 25.
- Georgia—Jan. 1; Jan. 19 (Lee's birthday); Feb. 22; April 26 (Confederate Memorial day); June 3 (Jefferson Davis' birthday); July 4; first Monday in September; Thanksgiving day; Arbor day (first Friday in December); Dec. 25.
- Idaho—Jan. 1; Feb. 22; Arbor day (first Friday after May 1); July 4; first Monday in September; general election day; Thanksgiving day; Dec. 25.
- Illinois—Jan. 1; Feb. 12 (Lincoln's birthday); Feb. 22; May 30; July 4; Labor day (first Monday in September); Oct. 12 (Columbus day); general, state, county and city election days; Saturday afternoons; Thanksgiving day; Dec. 25; Arbor, Bird and Flag days are appointed by the governor.
- Indiana—Jan. 1; Feb. 22; May 30; July 4; first Monday in September; general election day; Thanksgiving day; Dec. 25.
- Indian Territory—July 4; Dec. 25.
- Iowa—Jan. 1; Feb. 22; May 30; July 4; first Monday in September; general election day; Thanksgiving day; Dec. 25.
- Kansas—The only holidays by statute are Feb. 22; Feb. 22; May 30; Arbor day (first Monday in September) and Arbor day; but the days commonly observed in other states are holidays by common consent.
- Kentucky—Jan. 1; Feb. 22; May 30; first Monday in September; Thanksgiving day; general election day; Dec. 25.
- Louisiana—Jan. 1; Jan. 8 (anniversary of the battle of New Orleans); Feb. 22; Mardi Gras (day before Ash Wednesday); Good Friday (Friday before Easter); April 26 (Confederate Memorial day); July 4; Nov. 1 (All Saints' day); general election day; fourth Saturday in November (Labor day, in the parish of New Orleans only); Dec. 25; every Saturday afternoon in New Orleans.
- Maine—Jan. 1; Feb. 22; Good Friday; May 30; July 4; Labor day; Thanksgiving day; Dec. 25.
- Maryland—Jan. 1; Feb. 22; May 30; July 4; first Monday in September; Sept. 12 (Defenders' day); general election day; Dec. 25; every Saturday afternoon.
- Massachusetts—Feb. 22; April 19 (Patriots' day); May 30; July 4; first Monday in September; Thanksgiving day; Dec. 25.
- Michigan—Jan. 1; Feb. 22; May 30; July 4; first Monday in September; Thanksgiving day; Dec. 25.
- Minnesota—Jan. 1; Feb. 12; Feb. 22; Good Friday (Friday before Easter); May 30; July 4; first Monday in September; Thanksgiving day; general election day; Dec. 25; Arbor day (as appointed by the governor).
- Mississippi—First Monday in September; by common consent July 4; Thanksgiving day and Dec. 25 are observed as holidays.
- Missouri—Jan. 1; Feb. 22; May 30; July 4; Labor day; general election day; Thanksgiving day; Dec. 25; every Saturday afternoon in cities of 100,000 or more inhabitants.
- Montana—Jan. 1; Feb. 22; Arbor day (third Tuesday in April); May 30; July 4; first Monday in September; general election day; Thanksgiving day; Dec. 25; any day appointed by the governor as a fast day.
- Nebraska—Jan. 1; Feb. 22; Arbor day (April 22); May 30; July 4; first Monday in September; Thanksgiving day; Dec. 25.
- Nevada—Jan. 1; Feb. 22; July 4; Thanksgiving day; Dec. 25.
- New Hampshire—Feb. 22; fast day appointed by the governor; May 30; July 4; first Monday in September; Thanksgiving day; general election day; Dec. 25.
- New Jersey—Jan. 1; Feb. 12; Feb. 22; May 30; July 4; first Monday in September; general election day; Thanksgiving and fast days, and every Saturday afternoon.
- New Mexico—Jan. 1; July 4; Thanksgiving and fast days; Dec. 25; Decoration, Labor and Arbor days appointed by the governor.
- New York—Jan. 1; Feb. 12; Feb. 22; May 30; July 4; first Monday in September; general election day; Thanksgiving and fast days; Dec. 25; every Saturday afternoon.
- North Carolina—Jan. 1; Jan. 19 (Lee's birthday); May 10 (Confederate Memorial day); May 20 (anniversary of the signing of the Mecklenburg declaration of independence); July 4; state election day (in August; first Thursday in September (Labor day); Thanksgiving day; Dec. 25; every Saturday afternoon.
- North Dakota—Jan. 1; Feb. 12; Feb. 22; May 30; July 4; Arbor day (when appointed by the governor); general election day; Thanksgiving day; Dec. 25.
- Ohio—Jan. 1; Feb. 22; May 30; July 4; first Monday in September; general election day; Thanksgiving day; Dec. 25; every Saturday afternoon in cities of 50,000 or more inhabitants.
- Oklahoma—Jan. 1; Feb. 22; May 30; July 4; general election day; Thanksgiving day; Dec. 25.
- Oregon—Jan. 1; Feb. 22; May 30; first Saturday in June; July 4; first Monday in September; general election day; Thanksgiving day; public fast day; Dec. 25.
- Pennsylvania—Jan. 1; Feb. 12; Feb. 22; May 30; Good Friday; July 4; first Monday in September; general election day; Thanksgiving day; Dec. 25; every Saturday afternoon.
- Philippine—Jan. 1; Feb. 22; Thursday and Friday of Holy week; July 4; Aug. 13; Thanksgiving day; Dec. 25; Dec. 30.
- Porto Rico—Jan. 1; Feb. 22; Good Friday; May 30; July 4; July 25 (Landing day); Thanksgiving day; Dec. 25.
- Rhode Island—Jan. 1; Feb. 22; second Friday in May (Arbor day); May 30; July 4; first Monday in September; general election day; Thanksgiving day; Dec. 25.
- South Carolina—Jan. 1; Jan. 19 (Lee's birthday); Feb. 22; May 10 (Confederate Memorial day); June 3 (Jefferson Davis' birthday); general election day; Thanksgiving day; Dec. 25, 26, 27.
- South Dakota—Same as in North Dakota.
- Tennessee—Jan. 1; Good Friday; May 30; July 4; first Monday in September; general election day; Thanksgiving day; Dec. 25; every Saturday afternoon.
- Texas—Jan. 1; Feb. 22 (Arbor day); March 2 (anniversary of Texas independence); April 21

(anniversary of battle of San Jacinto); July 4; first Monday in September; general election day; appointed fast days; Thanksgiving day; Dec. 25.
 Utah—Jan. 1; Feb. 22; April 15 (Arbor day); May 30; July 4; July 24 (Pioneer day); first Monday in September; Thanksgiving day and appointed fast days; Dec. 25.
 Vermont—Jan. 1; Feb. 22; May 30; July 4; Aug. 16 (Bennington Battle day); Labor day; Thanksgiving day; Dec. 25.
 Virginia—Jan. 1; Jan. 19 (Lee's birthday); Feb. 22; July 4; first Monday in September; Thanksgiving and appointed fast days; Dec. 25; every Saturday afternoon.
 Washington—Jan. 1; Feb. 12 (Lincoln's birthday); Feb. 22; May 30; July 4; first Monday in September; general election day; Thanksgiving day; Dec. 25.

West Virginia—Jan. 1; Feb. 12; Feb. 22; May 30; July 4; Labor day; general election day; Thanksgiving day; Dec. 25.
 Wisconsin—Jan. 1; Feb. 22; May 30; July 4; first Monday in September; general election day; Thanksgiving day; Dec. 25.
 Wyoming—Jan. 1; Feb. 12; Feb. 22; May 30; July 4; first Monday in September; general election day; Dec. 25.

The national holidays, such as July 4, New Year's, etc., are such by general custom and observance, and not because of congressional legislation. Congress has passed no laws establishing holidays for the whole country. It has made Labor day a holiday in the District of Columbia, but the law is of no effect elsewhere.

STATE NICKNAMES AND STATE FLOWERS.

State.	Nickname.	Flower.
Alabama.....	Cotton state.	Goldenrod
Arizona.....	Sequoia cactus	Sequoia cactus
Arkansas.....	Bear state.	Apple blossom
California.....	Golden state.	Poppy
Colorado.....	Centennial state.	Columbine
Delaware.....	Blue Hen state.	Peach blossom
Florida.....	Peninsula state.	Orange
Georgia.....	Cracker state.	Cherokee rose
Idaho.....	Syring	Syring
Illinois.....	Sucker state.	Violet
Indiana.....	Hoosier state.	Wild rose
Iowa.....	Hawkeye state.	Wild rose
Kansas.....	Sunflower state.	Sunflower
Kentucky.....	Blue Grass state.	Bluegrass
Louisiana.....	Pelican state.	Magnolia
Maine.....	Pine Tree state.	Pine cone
Maryland.....	Old Line state.	Red clover
Massachusetts.....	Bay state.	Blueberry
Michigan.....	Wolverine state.	Apple blossom
Minnesota.....	Gopher state.	Moccasin
Mississippi.....	Bayou state.	Magnolia
Montana.....	Stub Toe state.	Bitter root
Missouri.....	Goldenrod	Goldenrod
Nebraska.....	Goldenrod	Goldenrod

State.	Nickname	Flower.
Nevada.....	Silver state.	Sagebrush
New Hampshire.....	Granite state.	Amherst
New Jersey.....	Jersey Blue state.	Sugar maple (tree)
New York.....	Empire state.	Rose
North Carolina.....	Old North state.	Flax
North Dakota.....	Flickertail state.	Goldenrod
Ohio.....	Buckeye state.	Buckeye
Oklahoma.....	Sooner state.	Mistletoe
Oregon.....	Beaver state.	Oregon grape
Pennsylvania.....	Keystone state.	Wild rose
Rhode Island.....	Little Rhody.	Violet
South Carolina.....	Palmetto state.	Palmetto
South Dakota.....	Swing Cat state.	Wild rose
Tennessee.....	Big Bend state.	Wild rose
Texas.....	Lone Star state.	Bluebonnet
Utah.....	Great Salt Lake state.	Sego lily
Vermont.....	Green Mountain state.	Red clover
Virginia.....	Old Dominion.	Blueberry
Washington.....	Chinook state.	Rhododendron
West Virginia.....	The Panhandle.	Wild rose
Wisconsin.....	Badger state.	Wild rose

NOTE—Only nicknames that are well known and "state flowers" officially adopted or commonly accepted are given in the foregoing list.

*Officially adopted by act of legislature approved Feb. 21, 1903. The native oak tree was at the same time declared to be the native state tree of Illinois.

POWDER EXPLOSION AT PLEASANT PRAIRIE, WIS.

Through a series of explosions in the plant of the Du Pont de Nemours Powder company at Pleasant Prairie, a few miles west of Kenosha, Wis., on the evening of March 9, 1911, one man was killed, scores of persons were injured and more than \$1,000,000 worth of property was destroyed. The country within a radius of nearly 100 miles of the place was violently shaken and, until the facts were learned, it was supposed that an earthquake had occurred. There was great excitement in Chicago, Milwaukee and other neighboring cities, where considerable damage, chiefly in the shape of broken glass, was done.

The first explosion occurred at 8:17 o'clock and was followed almost immediately by four others. Five magazines, containing approximately 8,000 kegs of finished and 25,000 kegs of unfinished

powder, and 250 tons of dynamite, blew up one after the other, the detonation of the dynamite causing the most violent shock. The original explosion took place in the glazehouse, where some 1,100 kegs of powder were being dried in steel cylinders. In this stage of its manufacture the powder is dry and hot and in a dangerous condition. The only man in the glazehouse, so far as known, was Elden Thompson, who was killed, not a trace of his body being found. Several other employes in adjoining buildings, though badly injured, escaped death.

The village of Pleasant Prairie was practically destroyed. It contained some 700 persons, nearly all of whose homes were so shattered as to be uninhabitable. Most of the people took refuge in Kenosha.

CHINESE CEASE WEARING QUEUES.

The agitation begun in China in 1910 against the old Manchu fashion of wearing the hair in queues or "pig-tails" was carried on effectively in 1911 throughout the empire. The custom was ridiculed by all the progressive newspapers and reformers as an emblem indicative of backwardness, distinguishing the Chinese from other civilized peoples. Societies were formed to carry on the agitation, with the result that thousands cut off their braids,

in some cases celebrating the performance with firecracker festivals. Gen. Ying Chang, head of the war bureau, was the first member of the ministerial body to adopt the western fashion, and his example was followed by many other men in public life. By those familiar with conditions in China this queue cutting movement was regarded as a most significant sign of progress in the adoption of modern ideas of civilization.

WEIGHTS OF DIAMONDS AND FINENESS OF GOLD.

The weight of diamonds and other precious stones is expressed in carats, grains and quarter-grains. The grains are pearl grains, one of which is equal to four-fifths of a troy grain. Four quarter-grains make one grain and four grains make one carat. A carat is therefore equal to four-fifths of four troy grains, or 3.2.

The fineness of gold is also expressed in carats. Pure gold is said to be twenty-four carats fine. If it contains eight parts of a baser metal or alloy it is only sixteen carats fine. The carats therefore indicate the proportion of pure gold to alloy. Most of the gold used by jewelers is about fourteen carats fine, having ten parts of alloy.

WEATHER FORECASTS AND SIGNALS.

The operations of the weather bureau of the department of agriculture are based on observations of the weather taken at about 200 observatories throughout the United States at the same moment of time and telegraphed daily to Washington, D. C., and to other important cities. These observations, comprising barometric pressure, temperature, precipitation, winds and clouds, are entered upon outline charts of the United States by means of symbols, forming the "daily weather map," from which the forecasts are made. These forecasts are issued every day for every state in the union, and whenever necessary special warnings are sent out of storms, frosts, cold waves, heavy

It is estimated that the total number of persons in the United States to whom the weather forecasts are available is more than 4,000,000.

When No. 4 is placed above No. 1, 2 or 3 it indicates warmer; when below, colder; when not displayed, the temperature is expected to remain about stationary. During the late spring and early fall the cold-wave flag is used to indicate anticipated frosts.

A red flag with a black center indicates that a storm of marked violence is expected. The pennants displayed with the flags indicate the direction of the wind: Red, easterly (from northeast to south); white, westerly (from southwest to

No. 1.
White flag.

Clear or fair weather.

No. 2.
Blue flag.

Rain or snow.

No. 3.
White and blue flag.

Local rain or snow.

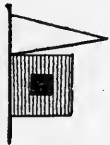
No. 4.
Black triangular flag.

Temperature.

No. 5.
White flag with black square in center.

Cold wave.

EXPLANATION OF WEATHER FLAGS.



Northwest winds.



Southwest winds.



Northeast winds.



Southeast winds.



"Hurricane" signal

EXPLANATION OF STORM-WARNING FLAGS.

snows and floods. In addition to the main office in Washington, there are subordinate forecast centers in Chicago, New Orleans, Denver, San Francisco and Portland, Ore. Weather forecasts for a week in advance are now sent out from Washington and published each Monday.

The forecasts are first telegraphed to about 2,300 principal distributing points, whence they are further disseminated by telegraph, telephone and through the mail by means of forecast cards, rural free delivery slips and newspapers.

north). The pennant above the flag indicates that the wind is expected to blow from the northerly quadrants; below, from southerly quadrants.

By night a red light indicates easterly winds and a white light above a red light westerly winds.

Two red flags, with black centers, displayed one above the other, indicate the expected approach of tropical hurricanes, and also of those extremely severe and dangerous storms which occasionally move across the lakes and northern Atlantic coast. Hurricane warnings are not displayed at night.

WIND-BAROMETER TABLE FOR THE GREAT LAKES.

[Prepared by United States weather bureau.]

HEIGHT OF BAROMETER (LAKE LEVEL).	Direction of wind.	Character of weather and wind indicated.
29.40 to 29.60, and steady.....	West.....	Fair, slight changes in temperature, gentle to fresh winds.
29.40 to 29.60, rising.....	West.....	Fair, cooler, fresh west to northwest winds.
29.40 to 29.60, falling.....	South.....	Warmer, increasing southerly winds.
29.60, or above, falling rapidly.....	East to south.....	Warmer, rain or snow within 36 hours, increasing east to southeast winds.
29.60, or above, rising rapidly.....	West to north.....	Cool and clear, quickly followed by warmer, variable winds.
29.60, or above, steady.....	Variable.....	No immediate change, but winds will go to south inside of 36 hours.
29.40, or below, falling slowly.....	South to east.....	Rain or snow, increasing easterly winds.
29.40, or below, falling rapidly.....	South to east.....	Rain or snow, high easterly winds, followed within 48 hours by clearing, cooler, west to northwest winds.
29.40, or below, rising slowly.....	South to west.....	Clearing, colder, fresh to brisk west to northwest winds.
29.20, or below, falling rapidly.....	South to east.....	Severe storm of wind and rain, and wind shifting to northwest within 36 hours.
29.20, or below, falling rapidly.....	East to north.....	Severe northeaster, with heavy rain or snow, and winds backing to northwest.
29.20, or below, rising rapidly.....	Going to west.....	Clearing and cooler, probably cold wave in winter.

PRESIDENTS AND THEIR CABINETS.

PRESIDENTS AND VICE-PRESIDENTS.	Secretaries of state.	Secretaries of the treasury.	Secretaries of war.
*George Washington.....1789	T. Jefferson.....1789	Alex. Hamilton..1789	Henry Knox...1789
*John Adams.....1793	E. Randolph.....1793	Oliver Wolcott..1793	T. Pickering...1793
	T. Pickering.....1795		Jas. McHenry...1796
John Adams.....1797	T. Pickering.....1797	Oliver Wolcott..1797	Jas. McHenry...1797
Thomas Jefferson.....1797	John Marshall...1900	Samuel Dexter..1801	John Marshall...1800
			Sam'l Dexter...1800
			R. Griswold....1801
*Thomas Jefferson.....1801	James Madison..1801	Samuel Dexter..1801	H. Dearborn....1801
Aaron Burr.....1801		Albert Gallatin..1801	
*George Clinton.....1805			
*James Madison.....1809	Robert Smith...1809	Albert Gallatin..1809	Wm. Eustis.....1809
†George Clinton.....1809	James Monroe...1811	G. W. Campbell..1814	J. Armstrong...1813
Elbridge Gerry.....1813		A. J. Dallas.....1814	James Monroe..1814
		W. H. Crawford..1816	W. H. Crawford..1815
*James Monroe.....1817	J. Q. Adams.....1817	W. H. Crawford..1817	Isaac Shelby...1817
†Daniel D. Tompkins.....1817			Geo. Graham...1817
			J. C. Calhoun...1817
John Q. Adams.....1825	Henry Clay.....1825	Richard Rush....1825	Jas. Barbour...1825
*John C. Calhoun.....1825			Peter B. Porter..1828
*Andrew Jackson.....1829	M. Van Buren...1829	Sam. D. Ingham..1829	John H. Eaton..1829
John C. Calhoun.....1833	E. Livingston...1831	Louis McLane...1831	Lewis Cass.....1831
Martin Van Buren.....1833	Louis McLane...1833	W. J. Duane.....1833	B. F. Butler....1837
	John Forsyth...1834	Roger B. Taney..1833	
		Levi Woodbury..1834	
Martin Van Buren.....1837	John Forsyth...1837	Levi Woodbury..1837	Joel R. Poinsett1837
Richard M. Johnson.....1837			
†William H. Harrison.....1841	Daniel Webster..1841	Thos. Ewing.....1841	John Bell.....1841
John Tyler.....1841			
	Daniel Webster..1841	Thos. Ewing.....1841	John Bell.....1841
	Hugh S. Legare..1843	Walter Forward..1841	John McLean...1841
	Abel P. Upshur..1843	John C. Spencer..1843	J. C. Spencer...1841
	John C. Calhoun..1844	Geo. M. Bibb....1844	Jas. M. Porter..1843
			Wm. Wilkins...1844
James K. Polk.....1845	James Buchanan1845	Robt. J. Walker..1845	Wm. L. Marcy...1845
George M. Dallas.....1845			
†Zachary Taylor.....1849	John M. Clayton1849	Wm. M. Meredith1849	G. W. Crawford..1849
Millard Fillmore.....1849			
	Daniel Webster..1850	Thomas Corwin..1850	C. M. Conrad...1850
Millard Fillmore.....1850	Edward Everett..1852		
	W. L. Marcy.....1853	James Guthrie...1853	Jefferson Davis 1853
Franklin Pierce.....1853			
†William R. King.....1853			
James Buchanan.....1857	Lewis Cass.....1857	Howell Cobb.....1857	John B. Floyd..1857
John C. Breckinridge.....1857	J. S. Black.....1860	Philip F. Thomas1860	Joseph Holt....1861
		John A. Dix.....1861	
*†Abraham Lincoln.....1861	W. H. Seward....1861	Salmon P. Chase..1861	S. Cameron.....1861
†Annibal Hamlin.....1861		W. P. Fessenden..1864	E. M. Stanton...1862
Andrew Johnson.....1865		Hugh McCulloch..1865	
Andrew Johnson.....1865	W. H. Seward....1865	Hugh McCulloch..1865	E. M. Stanton...1865
			U. S. Grant....1867
			L. Thomas.....1868
			J. M. Schofield..1868
*Ulysses S. Grant.....1869	E. B. Washburne..1869	Geo. S. Boutwell..1869	J. A. Rawlins...1869
Schuyler Colfax.....1869	Hamilton Fish...1869	W. A. Richardson..1873	W. T. Sherman..1869
†Henry Wilson.....1873		Benj. H. Bristow..1874	W. W. Belknap..1869
		Lot M. Morrill...1876	Alphonso Taft..1876
			J. D. Cameron..1876
Rutherford B. Hayes.....1877	W. M. Evarts....1877	John Sherman....1877	G. W. McCrary..1877
William A. Wheeler.....1877			Alex. Ramsey...1879
†James A. Garfield.....1881	James G. Blaine..1881	Wm. Windom....1881	R. T. Lincoln...1881
Chester A. Arthur.....1881			
Chester A. Arthur.....1881	F. T. Frelinghuy- sen.....1881	Chas. J. Folger...1881	R. T. Lincoln...1881
		W. Q. Gresham..1884	
		Hugh McCulloch..1884	
Grover Cleveland.....1885	Thos. F. Bayard..1885	Daniel Manning..1885	W. C. Endicott..1885
†Thos. A. Hendricks.....1885		Chas. S. Fairchild..1887	
Benjamin Harrison.....1889	James G. Blaine..1889	Wm. Windom....1889	R. Proctor.....1889
Levi P. Morton.....1889	John W. Foster..1892	Charles Foster...1891	S. B. Elkins....1891
Grover Cleveland.....1893	W. Q. Gresham..1893	John G. Carlisle..1893	D. S. Lamont...1893
Adlai E. Stevenson.....1893	Richard Olney...1896		
*William McKinley.....1897	John Sherman...1897	Lyman J. Gage...1897	R. A. Alger.....1897
†Garret A. Hobart.....1897	Wm. R. Day.....1897		Elihu Root....1899
Theodore Roosevelt.....1901	John Hay.....1898		
Theodore Roosevelt.....1901	John Hay.....1901	Lyman J. Gage...1901	Elihu Root....1901
Charles W. Fairbanks.....1905	Elihu Root.....1905	Leslie M. Shaw...1902	Wm. H. Taft...1904
	Robert Bacon...1909	G. B. Cortelyou..1907	Luke E. Wright..1908
William H. Taft.....1909	P. C. Knox.....1909	F. MacVeagh....1909	J. M. Dickinson..1909
James S. Sherman.....1909			H. L. Stimson...1911

*Elected two consecutive terms. †Died while in office. ‡Resigned.

PRESIDENTS AND THEIR CABINETS.—CONTINUED.

Secretaries of the navy.	Secretaries of the interior.*	Postmasters-general.†	Attorneys-general.	Secretaries of agriculture.‡
		Samuel Osgood....1789 Timothy Pickering1791 Jos. Habersham....1795	E. Randolph....1789 Wm. Bradford....1794 Charles Lee....1795	
Benjamin Stoddert....1796		Jos. Habersham....1797	Charles Lee....1797 Theo. Parsons....1801	
Benjamin Stoddert....1801 Robert Smith.....1801 Jacob Crowninshield..1805		Jos. Habersham....1801 Gideon Granger....1801	Levi Lincoln....1801 Robt. Smith....1805 John Breck- inridge....1805 C. A. Rodney....1807	
Paul Hamilton.....1809 William Jones.....1813 B. W. Crowninshield..1814		Gideon Granger....1809 R. J. Meigs, Jr.....1814	C. A. Rodney....1809 Wm. Pinckney....1811 William Rush....1814	
B. W. Crowninshield..1817 Smith Thompson....1818 S. L. Southard.....1823		R. J. Meigs, Jr.....1817 John McLean....1823	William Rush....1817 William Wirt....1817	
S. L. Southard.....1825		John McLean....1825	William Wirt....1825	
John Branch.....1829 Levi Woodbury....1831 Mahlon Dickerson....1834		Wm. T. Barry....1829 Amos Kendall....1835	John M. Berrien..1829 Roger B. Taney..1831 B. F. Butler....1833	
Mahlon Dickerson....1837		Amos Kendall....1837 John M. Niles....1840	B. F. Butler....1837 Felix Grundy....1838 H. D. Gilpin....1840	
George E. Badger....1841		Francis Granger....1841	J. J. Crittenden..1841	
George E. Badger....1841 Abel P. Upshur.....1841 David Henshaw....1843 Thomas W. Gilmer....1844 John Y. Mason.....1844		Francis Granger....1841 C. A. Wickliffe....1841	J. J. Crittenden..1841 Hugh S. Legare..1841 John Nelson....1843	
George Bancroft....1845 John Y. Mason.....1846		Cave Johnson....1845	John Y. Mason..1845 Nathan Clifford..1846 Isaac Toucey....1848	
William B. Preston...1849	Thomas Ewing....1849	Jacob Collamer....1849	Reverdy Johnson1849	
William A. Graham...1850 John P. Kennedy....1852	Thomas A. Pearce..1850 T. M. T. McKernon1850 A. H. H. Stuart....1850	Nathan K. Hall....1850 Sam D. Hubbard...1852	J. J. Crittenden..1850	
James C. Dobbin....1853	Robt. McClelland..1853	James Campbell...1853	Caleb Cushing...1853	
Isaac Toucey.....1857	Jacob Thompson..1857	Aaron V. Brown..1857 Joseph Holt....1859	J. S. Black.....1857 Edw. M. Stanton.1860	
Gideon Welles.....1861	Caleb B. Smith....1861 John P. Usher....1863	Montgomery Blair.1861 William Dennison.1864	Edward Bates....1861 Titian J. Coffey..1863 James Speed....1864	
Gideon Welles.....1865	John P. Usher....1865 James Harlan....1865 O. H. Browning...1866	William Dennison.1865 A. W. Randall....1866	James Speed....1865 Henry Stanbery..1866 Wm. M. Evarts...1868	
Adolph E. Borie....1869	Jacob D. Cox....1869	J. A. J. Creswell...1869	E. R. Hoar.....1869	
George M. Robeson...1869	Columbus Delano..1870 Zach Chandler....1875	Jas. W. Marshall..1874 Marshall Jewell..1874 James N. Tyner...1876	A. T. Ackerman..1870 Geo. H. Williams.1871 Edw. Pierrepont.1875 Alphonso Taft...1876	
R. W. Thompson....1877 Nathan Goff, Jr....1881	Carl Schurz.....1877	David M. Key....1877 Horace Maynard..1880	Chas. Devens....1877	
W. H. Hunt.....1881	S. J. Kirkwood....1881	T. L. James.....1881	W. MacVeagh....1881	
W. E. Chandler.....1881	Henry M. Teller...1881	T. O. Howe.....1881 W. Q. Gresham...1883 Frank Hatton....1884	B. H. Brewster..1881	
W. C. Whitney.....1885	L. Q. C. Lamar....1885 Wm. F. Vilas....1888	Wm. F. Vilas....1885 D. M. Dickinson..1888	A. H. Garland....1885	N. J. Colman.1889
Benj. F. Tracy....1889	John W. Noble....1889	J. Wanamaker....1889	W. H. H. Miller..1889	J. M. Rusk...1889
Hilary A. Herbert...1893	Hoke Smith.....1893 D. R. Francis....1896	W. S. Bissell....1893 L. W. Wilson....1895	R. Olney.....1893 J. Harmon....1895	J. S. Morton.1893
John D. Long.....1897	C. N. Bliss.....1897 E. A. Hitchcock...1899	James A. Gary....1897 Chas. E. Smith....1898	J. McKenna....1897 J. W. Griggs....1897 P. C. Knox.....1901	J. Wilson....1897
John D. Long.....1901 Wm. H. Moody....1902 Paul Morton.....1904 C. J. Bonaparte....1905 Victor H. Metcalf..1907 Truman H. Newberry1908	E. A. Hitchcock...1901 J. R. Garfield....1907	Chas. E. Smith....1901 Henry C. Payne...1902 Robt. J. Wynne...1904 G. B. Cortelyou..1905 G. v. L. Meyer....1907	P. C. Knox.....1901 W. H. Moody....1904 C. J. Bonaparte..1907	J. Wilson....1901
G. von L. Meyer....1909	R. A. Ballinger...1909 W. L. Fisher.....1911	F. H. Hitchcock...1909	G. W. Wickersham1909	J. Wilson....1909

Secretaries of Commerce and Labor (department established Feb. 14, 1903)—George B. Cortelyou, 1903; Victor H. Metcalf, 1904-1906; Oscar S. Straus, 1907-1909; Charles Nagel, 1909.
*This department was established by an act of congress March 3, 1849. †Not a cabinet officer until 1829.
‡Established Feb. 11, 1889.

QUALIFICATIONS FOR SUFFRAGE.

REQUIREMENTS FOR VOTERS IN THE VARIOUS STATES.	PREVIOUS RESIDENCE REQUIRED.				Registration.	Ballot reform.	Excluded from voting.
	State.	County.	Town.	Precinct.			
ALABAMA—Citizens of good character and understanding, or aliens who have declared intention; must show poll-tax receipt.	2y.	1y.	3m.	3m.	Yes.	Yes.	If convicted of treason, embezzlement of public funds, malfeasance in office or other penitentiary offenses. Idiots or insane.
ARIZONA—Male citizens of the United States.	1y.	Persons under guardianship, non compos mentis, insane or convicted of treason or felony.
ARKANSAS—Like Alabama, except as to "good character."	1y.	6m.	30d.	30d.	No.	Yes.	Idiots, insane, convicts until pardoned, nonpayment of poll tax.
CALIFORNIA—Citizens, male or female; naturalized for 90 days, or treaty of Queretaro.	1y.	90d.	30d.	Yes.	Yes.	Chinese, insane, embezzlers of public moneys, convicts.
COLORADO—Citizens, male or female; aliens who declared intention 4 months before election.	1y.	90d.	30d.	10d.	Yes.	Yes.	Persons under guardianship, insane, idiots, prisoners convicted of bribery.
CONNECTICUT—Citizens who can read English.	1y.	6m.	Yes.	Yes.	Convicted of felony or other infamous crime unless pardoned.
DELAWARE—Citizens paying \$1 registration fee.	1y.	3m.	30d.	No.	Yes.	Insane, idiots, felons, paupers.
FLORIDA—Citizens of the U. S.	1y.	6m.	30d.	Yes.	Yes.	Persons not registered, insane, convicts.
GEORGIA—Citizens who can read and have paid all taxes since 1877.	1y.	6m.	(a)	No.	Persons convicted of crimes punishable by imprisonment, insane, delinquent taxpayers.
IDAHO—Citizens, male or female.	6m.	30d.	3m.	10d.	Yes.	Yes.	Chinese, Indians, insane, felons, polygamists, bigamists, traitors, bribers.
ILLINOIS—Citizens of the U. S.	1y.	90d.	30d.	30d.	Yes.	Yes.	Convicts of penitentiary until pardoned.
INDIANA—Citizens, or aliens who have declared intention and resided 1 year in United States.	6m.	90d.	90d.	30d.	No.	Convicts and persons disqualified by judgment of a court, United States soldiers, marines and sailors.
IOWA—Citizens of United States.	6m.	90d.	10d.	10d.	(b)	Yes.	Idiots, insane, convicts.
KANSAS—Citizens; aliens who have declared intention; women vote at municipal and school elections.	6m.	30d.	30d.	10d.	(b)	Yes.	Insane, persons under guardianship, convicts, bribers, defrauders of the government and persons dishonorably discharged from service of United States.
KENTUCKY—Citizens of the U. S.	1y.	6m.	90d.	90d.	(c)	No.	Treason, felony, bribery, idiots, insane.
LOUISIANA—Citizens who are able to read and write, who own \$300 worth of property or whose father or grandfather was entitled to vote Jan. 1, 1867.	2y.	1y.	6m.	Yes.	No.	Idiots, insane, all crimes punishable by imprisonment, embezzling public funds unless pardoned.
MAINE—Citizens of the United States.	3m.	3m.	3m.	3m.	Yes.	Yes.	Paupers, persons under guardianship, Indians not taxed.
MARYLAND—Citizens of United States who can read.	1y.	6m.	6m.	1d.	Yes.	Yes.	Persons convicted of larceny or other infamous crime, persons under guardianship, insane, idiots.
MASSACHUSETTS—Citizens who can read and write English.	1y.	6m.	6m.	6m.	Yes.	Yes.	Paupers (except United States soldiers), persons under guardianship.
MICHIGAN—Citizens; aliens who declared intention prior to May 8, 1822.	6m.	20d.	20d.	20d.	Yes.	Yes.	Indians holding tribal relations, duelists and their abettors.
MINNESOTA—Citizens of the United States.	6m.	30d.	30d.	30d.	(d)	Yes.	Treason, felony unless pardoned, insane, persons under guardianship, uncivilized Indians.
MISSISSIPPI—Citizens who can read or understand the constitution.	2y.	1y.	1y.	1y.	Yes.	Yes.	Insane, idiots, felons, delinquent taxpayers.
MISSOURI—Citizens, or aliens who have declared intention not less than 1 nor more than 5 years before offering to vote.	1y.	30d.	60d.	30d.	(e)	Yes.	Paupers, persons convicted of felony or other infamous crime or misdemeanor or violating right of suffrage, unless pardoned; second conviction disfranchises.
MONTANA—Citizens of U. S.	1y.	30d.	30d.	30d.	Yes.	Yes.	Indians, felons, idiots, insane.
NEBRASKA—Citizens, or aliens who have declared intention 30 days before election.	6m.	40d.	10d.	10d.	(b)	Yes.	Lunatics, persons convicted of treason or felony unless pardoned, United States soldiers and sailors.
NEVADA—Citizens of United States.	6m.	30d.	30d.	30d.	Yes.	Yes.	Insane, idiots, convicted of treason or felony, unannetted confederates against the United States, Indians and Chinese.
NEW HAMPSHIRE—Citizens of United States.	6m.	6m.	6m.	6m.	Yes.	Yes.	Paupers (except honorably discharged soldiers), persons excused from paying taxes at own request.
NEW JERSEY—Citizens of United States.	1y.	5m.	Yes.	Yes.	Paupers, insane, idiots and persons convicted of crimes which exclude them from being witnesses unless pardoned.
NEW MEXICO—Male citizens U. S.	1y.	90d.	30d.	30d.	Insane, idiots, convicts and Indians not taxed.
NEW YORK—Citizens who have been such for 90 days.	1y.	4m.	30d.	30d.	Yes.	Yes.	Convicted of bribery or any infamous crime unless pardoned, betters on result of election, bribers for votes and the bribed.
NORTH CAROLINA—Citizens of United States who can read.	2y.	6m.	4m.	Yes.	No.	Idiots, lunatics, convicted of felony or other infamous crimes, atheists.
NORTH DAKOTA—Citizens, or aliens who have declared intention 1 year and not more than 6 prior to election, and civilized Indians.	1y.	6m.	90d.	(a)	Yes.	Felons, idiots, convicts unless pardoned, United States soldiers and sailors.

(a) Registration required in some counties. (b) In all cities. (c) In the cities of first, second and third class. (d) Required in cities of 1,200 inhabitants or over. (e) In cities of 100,000 population or over.

QUALIFICATIONS FOR SUFFRAGE.—CONTINUED.

REQUIREMENTS FOR VOTERS IN THE VARIOUS STATES.	PREVIOUS RESIDENCE REQUIRED.				Registration.	Ballot reform.	Excluded from voting.
	State.	County.	Town.	Precinct.			
OHIO — Citizens of the United States.	1 y.	30 d.	20 d.	20 d.	(b)	Yes.	Idiots, insane, United States soldiers and sailors, felons unless restored to citizenship.
OKLAHOMA — Citizens of the United States and native Indians	1 y.	6 m.	30 d.	30 d.	Yes.	Felons, paupers, idiots and lunatics.
OREGON — White male citizens, or aliens who have declared intention 1 year before election.	6 m.	No.	Yes.	Idiots, insane, convicted felons, Chinese, United States soldiers and sailors.
PENNSYLVANIA — Citizens at least 1 month, and if 23 years old must have paid tax within 2 yrs.	1 y.	2 m.	Yes.	Yes.	Persons convicted of some offense forfeiting right of suffrage, nontaxpayers.
RHODE ISLAND — Citizens of United States.	2 y.	6 m.	(c)	Yes.	Paupers, lunatics, idiots, convicted of bribery or infamous crime until restored.
SOUTH CAROLINA — Citizens of United States who can read.	2 y.	1 y.	4 m.	4 m.	Yes.	No.	Paupers, insane, idiots, convicted of treason, dueling or other infamous crime.
SOUTH DAKOTA — Citizens, or aliens who have declared intention.	6 m.	30 d.	10 d.	10 d.	(d)	Yes.	Persons under guardian, idiots, insane, convicted of treason or felony unless pardoned.
TENNESSEE — Citizens who have paid poll tax preceding year.	1 y.	6 m.	(e)	Yes.	Convicted of bribery or other infamous crime, failure to pay poll tax.
TEXAS — Citizens, or aliens who have declared intention 6 months before election.	1 y.	6 m.	6 m.	(f)	Yes.	Idiots, lunatics, paupers, convicts, United States soldiers and sailors.
UTAH — Citizens of United States, male or female.	1 y.	4 m.	60 d.	Idiots, insane, convicted of treason or violation of election laws.
VERMONT — Citizens of United States.	1 y.	3 m.	3 m.	3 m.	Yes.	Yes.	Unpardoned convicts, deserters from United States service during the war, ex-confederates.
VIRGINIA — Citizens of United States of good understanding who have paid poll tax for three years and all ex-soldiers.	2 y.	1 y.	1 y.	30 d.	Yes.	No.	Idiots, lunatics, convicts unless pardoned by the legislature.
WASHINGTON — Citizens of United States, male or female.	1 y.	30 d.	30 d.	30 d.	Yes.	Indians not taxed.
WEST VIRGINIA — Citizens of the state.	1 y.	60 d.	10 d.	No.	Yes.	Paupers, idiots, lunatics, convicts, bribers, United States soldiers and sailors.
WISCONSIN — Citizens, or aliens who have declared intention.	1 y.	10 d.	10 d.	10 d.	(a)	Yes.	Insane, under guardian, convicts unless pardoned.
WYOMING — Citizens, male or female.	1 y.	60 d.	10 d.	10 d.	Yes.	Yes.	Idiots, insane, felons, unable to read the state constitution.

(a) In cities of 3,000 population or over. (b) In cities of not less than 9,000 inhabitants. (c) Nontaxpayers must register yearly before Dec. 31. (d) In towns having 1,000 voters and counties where registration has been adopted by popular vote. (e) All counties having 50,000 inhabitants or over. (f) In cities of 10,000 or over.

NOTE—The word "citizen" as used in above table means—Citizen of the United States in all cases.

As shown in the above table women have full suffrage in Colorado, Idaho, Utah, California, Washington and Wyoming. In a more or less limited form, relating to taxation and school matters, woman suffrage exists in Arizona, Delaware, Idaho, Illinois, Indiana, Iowa, Kansas, Kentucky, Louisiana, Massachusetts, Michigan, Minnesota, Montana, Nebraska, Nevada, New Hampshire, New Jersey, North Dakota, Oklahoma, Oregon, South Dakota, Texas, Vermont and Wisconsin.

CITIZENSHIP IN THE UNITED STATES.

All persons born or naturalized in the United States and subject to the jurisdiction thereof are citizens of the United States and of the state wherein they reside. (Fourteenth amendment to the constitution.)

All persons born in the United States and not subject to any foreign power, excluding Indians not taxed, are declared to be citizens of the United States. (Sec. 1992, U. S. Revised Statutes.)

All children heretofore born or hereafter born out of the limits and jurisdiction of the United States, whose fathers were or may be, at the time of their birth, citizens thereof, are declared to be citizens of the United States; but the rights of citizenship shall not descend to children whose fathers never resided in the United States. (Sec. 1993, U. S. Revised Statutes.)

Any woman who is now or may hereafter be married to a citizen of the United States and who might herself be lawfully naturalized shall be deemed a citizen. (Sec. 1995, U. S. Revised Statutes.)

Children born in the United States of alien parents are citizens of the United States.

When any alien who has formally declared his intention of becoming a citizen of the United States dies before he is actually naturalized the widow and children of such alien are citizens,

Children of Chinese parents who are themselves aliens and incapable of becoming naturalized are citizens of the United States.

Children born in the United States of persons engaged in the diplomatic service of foreign governments are not citizens of the United States.

Children born of alien parents on a vessel of a foreign country while within the waters of the United States are not citizens of the United States, but of the country to which the vessel belongs.

Children born of alien parents in the United States have the right to make an election of nationality when they reach their majority.

Minors and children are citizens within the meaning of the term as used in the constitution.

Deserters from the military or naval service of the United States are liable to loss of citizenship.

Any alien being a free white person, an alien of African nativity or of African descent may become an American citizen by complying with the naturalization laws.

"Hereafter no state court or court of the United States shall admit Chinese to citizenship; and all laws in conflict with this act are repealed." (Sec. 14, act of May 6, 1882.)

The courts have held that neither Chinese, Japanese, Hawaiians, Burmese nor Indians can be naturalized.

The naturalization laws apply to women as well as men. An alien woman who marries a citizen, native or naturalized, becomes a naturalized citizen of the United States.

Aliens may become citizens of the United States by treaties with foreign powers, by conquest or by special acts of congress.

In an act approved March 2, 1907, it is provided that any American citizen shall have expatriated himself when he has been naturalized in any foreign state in conformity with its laws, or when he has taken an oath of allegiance to any foreign state.

When any naturalized citizen shall have resided for two years in the foreign state from which he came, or five years in any other foreign state, it shall be presumed that he has ceased to be an American citizen, and the place of his general abode shall be deemed his place of residence during said years; provided, however, that such presumption may be overcome on the presentation of satisfactory evidence to a diplomatic or consular officer of the United States, under such rules and regulations as the department of state may prescribe; and, provided also, that no American citizen shall be allowed to expatriate himself when this country is at war.

Any American woman who marries a foreigner shall take the nationality of her husband. At the termination of the marital relation she may resume her American citizenship, if abroad, by registering as an American citizen within one year with a consul of the United States, or by returning to reside in the United States, or, if residing in the United States at the termination of the marital relation, by continuing to reside therein.

Any foreign woman who acquires American citizenship by marriage to an American citizen shall be assumed to retain the same after the termination of the marital relation if she continue to reside in the United States, unless she makes formal renunciation thereof before a court having jurisdiction to naturalize aliens, or, if she resides abroad, she may retain her citizenship by registering as such before a United States consul within one year after the termination of such marital relation.

A child born without the United States, of alien parents, shall be deemed a citizen of the United States by virtue of the naturalization of or resumption of American citizenship of the parent; provided that such naturalization or resumption takes place during the minority of such child; and, provided further, that the citizenship of such minor child shall begin at the time such minor child begins to reside permanently in the United States.

All children born outside the limits of the United States, who are citizens thereof in accordance with the provisions of section 1993 of the Revised Statutes of the United States (see above), and who continue to reside outside of the United States, shall, in order to receive the protection of the government, be required, upon reaching the age of 18 years, to record at an American consulate their intention to become residents and remain citizens of the United States and shall further be required to take the oath of allegiance to the United States upon attaining their majority.

NATURALIZATION LAWS.

Approved June 29, 1906.

Exclusive jurisdiction to naturalize aliens resident in their districts is conferred upon the United States Circuit and District courts and all courts of record having a seal, a clerk and jurisdiction in actions in law or equity or both in which the amount in controversy is unlimited.

An alien may be admitted to citizenship in the following manner and not otherwise:

1. He shall declare on oath before the clerk of the proper court at least two years before his admission, and after he has reached the age of 18 years, that it is bona fide his intention to become a citizen of the United States and to renounce allegiance to any foreign state or sovereignty,

Such declaration shall set forth the same facts as are registered at the time of his arrival.

2. Not less than two years nor more than seven after he has made such declaration he shall file a petition, signed by himself and verified, in which he shall state his name, place of residence, occupation, date and place of birth, place from which he emigrated, name of the vessel on which he arrived; the time when and the place and name of the court where he declared his intention of becoming a citizen; if he is married, he shall state the name of his wife, the country of her nativity and her place of residence at the time the petition is filed, and if he has children the name, date and place of birth and place of residence of each child living. The petition shall also set forth that he is not a disbeliever in or opposed to organized government or a member of any body of persons opposed to organized government, and that he is not a polygamist or a believer in polygamy; that he intends to become a citizen of and to live permanently in the United States, and every other fact material to his naturalization and required to be proved upon the final hearing of his application. The petition shall be verified by the affidavits of at least two credible witnesses who are citizens. At the time of the filing of the petition there shall be also filed a certificate from the department of commerce and labor stating the date, place and manner of his arrival in the United States and the declaration of intention of such citizen, which certificate and declaration shall be attached to and be a part of his petition.

3. He shall, before he is admitted to citizenship, declare on oath in open court that he will support the constitution of the United States, and that he absolutely renounces all allegiance to any foreign prince, potentate, state or sovereignty.

4. It shall be made apparent to the satisfaction of the court admitting any alien to citizenship that immediately preceding the date of his application he has resided continuously within the United States five years at least, and within the state or territory where such court is at the time held one year at least, and that during that time he has behaved as a man of good moral character, attached to the principles of the constitution. In addition to the oath of the applicant, the testimony of at least two witnesses, citizens of the United States, as to the facts of residence, moral character and attachment to the principles of the constitution shall be required.

5. He must renounce any hereditary title or order of nobility which he may possess.

6. When any alien, who has declared his intention, dies before he is actually naturalized the widow and minor children may, by complying with the other provisions of the act, be naturalized without making any declaration of intention.

Immediately after the filing of the petition the clerk of the court shall give notice thereof by posting in a public place the name, nativity and residence of the alien, the date and place of his arrival in the United States and the date for the final hearing of his petition and the names of the witnesses whom the applicant expects to summon in his behalf. Petitions for naturalization may be filed at any time, but final action thereon shall be had only on stated days and in no case until at least ninety days have elapsed after the filing of the petition. No person shall be naturalized within thirty days preceding a general election within the territorial jurisdiction of the court.

No person who disbelieves in or who is opposed to organized government, or who is a member of or affiliated with any organization entertaining and teaching such disbelief in or opposition to organized government, or who advocates or teaches the duty, necessity or propriety of the unlawful assaulting or killing of any officer or officers of the government of the United States, or of any other organized government, because of his or their official character, or who is a polygamist, shall be naturalized.

No alien shall hereafter be naturalized or admitted as a citizen of the United States who cannot speak the English language. This requirement does not apply to those physically unable to comply with it, or to those making homestead entries upon the public lands of the United States.

WEIGHTS AND MEASURES USED IN THE UNITED STATES.

LONG MEASURE.		MARINERS' MEASURE.		LIQUID MEASURE.	
12 inches = 1 foot.		6 feet = 1 fathom.		4 gills = 1 pint.	
3 feet = 1 yard = 36 inches.		120 fathoms = 1 cable length.		2 pints = 1 quart.	
5½ yards = 1 rod = 16½ feet.		7½ cable lengths = 1 mile.		4 quarts = 1 gallon.	
40 rods = 1 furlong = 680 feet.		5280 feet = 1 statute mile.		3½ gallons = 1 barrel.	
8 furlongs = 1 mile = 5,280 feet.		6085 feet = 1 nautical mile.		2 barrels = 1 hoghead.	
		3 marine miles = 1 nautical mile.			
SQUARE MEASURE.		CUBIC MEASURE.		DRY MEASURE.	
144 square inches = 1 square foot.		1,728 cubic inches = 1 cubic foot.		2 pints = 1 quart.	
9 square feet = 1 square yard.		27 cubic feet = 1 cubic yard.		8 quarts = 1 peck.	
30½ square yards = 1 square rod.		128 cubic feet = 1 cord of wood or stone.		4 pecks = 1 bushel.	
160 square rods = 1 acre.		1 gallon contains 231 cubic inches.			
640 acres = 1 square mile.		1 bushel contains 2,150.4 cubic inches.			
36 square miles = 1 township.		A cord of wood is 8 ft. long, 4 ft. wide & 4 ft. high.			

CIRCULAR MEASURE.		APOTHECARIES' WEIGHT.		AVOIRDUPOIS WEIGHT.	
60 seconds = 1 minute.		20 grains = 1 scruple		27 11-32 grains = 1 dram.	
60 minutes = 1 degree.		3 scruples = 1 dram.		16 drams = 1 ounce.	
360 degrees = 1 circle.		8 drams = 1 ounce.		16 ounces = 1 pound.	
1 degree = 60 geographic miles.		12 ounces = 1 pound.		2,000 lbs. = 1 short ton.	
1 geographic mile = 1.1527 statute miles.				2,240 lbs. = 1 long ton.	
1 degree of the equator = 69.124 statute miles.					

TROY WEIGHT.		TIME MEASURE.		STATIONERS' TABLE.		COUNTING.	
24 grains = 1 pennyweight.		60 seconds = 1 minute.		24 sheets = 1 quire.		12 things = 1 dozen.	
20 pennyw's = 1 ounce.		60 minutes = 1 hour.		20 quires = 1 ream.		12 dozen = 1 gross.	
12 ounces = 1 pound.		24 hours = 1 day.		2 reams = 1 bundle.		12 gross = 1 great gross	
		365 days = 1 year.		5 bundles = 1 bale.		20 things = 1 score.	
		100 years = 1 century.					

CLOTH MEASURE.		MISCELLANEOUS.		SURVEYORS' MEASURE.	
2¼ inches = 1 nail.		3 inches = 1 palm.		7.92 inches = 1 link.	
4 nails = 1 quarter		4 inches = 1 hand.		25 links = 1 rod.	
4 quarters = 1 yard.		6 inches = 1 span.		4 rods = 1 chain.	
		18 inches = 1 cubit.		10 square chains = 1 acre.	
		21.8 inches = 1 bible cubit.			
		2½ feet = 1 military pace.			

ILLINOIS WEIGHTS AND MEASURES.

Statutory weights and measures in Illinois not included in the above tables are: Flour, per barrel, 196 pounds; per half-barrel, 98 pounds; per quarter-barrel sack, 49 pounds; per eighth-barrel sack, 24½ pounds. Cornmeal, per bushel sack, 48 pounds; per half-bushel sack, 24 pounds;

per quarter-bushel sack, 12 pounds. Stone coal, per bushel, 80 pounds. Unslacked lime, per bushel, 80 pounds. Fine salt, per bushel, 56 pounds; coarse salt, 50 pounds. Hair (plastering), per bushel, 8 pounds.

THE METRIC SYSTEM.

The metric system is in general use in all the principal nations of Europe and America with the exception of Great Britain, Russia and the United States, where it is authorized but not compulsory. Its use for scientific purposes is common throughout the world.

WEIGHTS.	
Milligram (.001 gram)	= .0154 grain.
Centigram (.01 gram)	= .1543 grain.
Decigram (.1 gram)	= 1.5433 grains.
Gram	= 15.432 grains.
Decagram (10 grams)	= 3527 ounces.
Hectogram (100 grams)	= 3,5274 ounces.
Kilogram (1,000 grams)	= 2,2046 pounds.
Myriagram (10,000 grams)	= 22,046 pounds.
Quintal (100,000 grams)	= 220,460 pounds.
Millior tonneau—ton(1,000,000 grams)	= 2,204.6 pounds.
DRY.	
Milliliter (.001 liter)	= .061 cubic inch.
Centiliter (.01 liter)	= .6102 cubic inch.
Deciliter (.1 liter)	= 6.1023 cubic inches.
Liter	= 58.8 quart.
Decaliter (10 liters)	= 9.08 quarts.
Hectoliter (100 liters)	= 2,538 bushels.
Kiloliter (1,000 liters)	= 1,368 cubic yards.

LIQUID.	
Milliliter (.001 liter)	= .0688 fluid ounce.
Centiliter (.01 liter)	= .688 fluid ounce
Deciliter (.1 liter)	= 6.848 gill.
Liter	= 1,0567 quarts.
Decaliter (10 liters)	= 2,6418 gallons.
Hectoliter (100 liters)	= 26,417 gallons.
Kiloliter (1,000 liters)	= 264.18 gallons.
LENGTH.	
Millimeter (.001 meter)	= .0394 inch.
Centimeter (.01 meter)	= .3937 inch.
Decimeter (.1 meter)	= 3.937 inches.
Meter	= 39.37 inches.
Decameter (10 meters)	= 39.37 feet 10 inches.
Hectometer (100 meters)	= 328 feet 10 inches.
Kilometer (1,000 meters)	= 621.37 mile (3,280 feet 10 inches).
Myriameter (10,000 meters)	= 6,213.7 miles.
SURFACE.	
Centare (1 square meter)	= 1.550 sq. inches.
Are (100 square meters)	= 119.6 sq. yards.
Hectare (10,000 sq. meters)	= 2.471 acres.

ELECTRICAL UNITS DEFINED.

Ohm—Unit of resistance; represents resistance offered to an unvarying electric current by a column of mercury at the temperature of ice, 14,5421 grams in mass, of a cross-sectional area of 1.00003 square millimeters and of the length of 106.3 centimeters.
 Ampere—Unit of current; decomposes .0009324 of a gram of water in one second or deposits silver at the rate of .001118 of a gram per second, when passed through a solution of nitrate of silver in water.
 Volt—Unit of electro motive force; one volt equals one ampere of current passing through a substance having one ohm of resistance.

Coulomb—Unit of quantity; amount of electricity transferred by a current of one ampere in one second.
 Farad—Unit of capacity; capacity of a condenser charged to a potential of one volt by one coulomb. A microfarad is one-millionth of a farad.
 Joule—Unit of work; equivalent to energy expended in one second by one ampere current in one ohm resistance.
 Watt—Unit of power; equivalent to work done at the rate of one joule per second. A kilowatt is 1,000 watts.

DAYS OF GRACE, INTEREST AND STATUTE OF LIMITATIONS.

STATE.	Days of grace.	INTEREST.		LIMITATIONS.			STATE.	Days of grace.	INTEREST.		LIMITATIONS.		
		Legal rate.	By contract.	Judgments.	Notes.	Accounts.			Legal rate.	By contract.	Judgments.	Notes.	Accounts.
Alabama.....	Yes	8	P. ct.	Yrs.	Yrs.	Yrs.	Nebraska.....	No	P. ct.	Yrs.	Yrs.	Yrs.	
Arkansas.....	Yes	10	P. ct.	20	16	3	Nevada.....	No	P. ct.	5	5	4	
Arizona.....	No	Any	Any	5	4	3	New Hampshire.....	No*	Any	6	6	6	
California.....	No	Any	Any	5	4	3	New Jersey.....	No	6	6	6	6	
Colorado.....	No	Any	Any	20	6	6	New Mexico.....	No	12	6	6	6	
Connecticut.....	No	Any	Any	1	3	3	New York.....	Yes	6	6	6	6	
Delaware.....	No	6	6	10	3	3	North Carolina.....	Yes*	6	6	3	3	
Dist. of Columbia.....	No	6	6	12	3	3	North Dakota.....	No	6	12	6	6	
Florida.....	No	8	10	20	5	4	Ohio.....	No	6	8	20	15	
Georgia.....	No	7	8	7	6	4	Oklahoma.....	Yes	7	12	5	5	
Idaho.....	No	12	6	5	5	4	Oregon.....	Yes	6	6	10	6	
Illinois.....	No	7	12	20	10	5	Pennsylvania.....	No	6	6	20	6	
Indiana.....	No	8	8	20	10	5	Rhode Island.....	Yes*	Any	20	6		
Iowa.....	No	6	8	20	10	5	South Carolina.....	Yes*	7	8	10	6	
Kansas.....	No	6	10	5	5	3	South Dakota.....	Yes	6	12	6		
Kentucky.....	No	6	6	15	15	5	Tennessee.....	No	12	10	6		
Louisiana.....	No	6	6	10	5	5	Texas.....	Yes*	6	10	6		
Maine.....	Yes*	Any	Any	20	6	6	Utah.....	No	8	12	8		
Maryland.....	No	6	6	12	9	3	Vermont.....	No	6	6	8		
Massachusetts.....	Yes*	Any	Any	20	6	6	Virginia.....	No	6	6	20		
Michigan.....	No	5	7	10	6	6	Washington.....	No	6	12	6		
Minnesota.....	No	6	10	10	6	6	West Virginia.....	No	6	6	10		
Mississippi.....	Yes	6	10	7	6	3	Wisconsin.....	No	6	10	20		
Missouri.....	No	6	8	10	10	5	Wyoming.....	No	8	12	5		
Montana.....	No	8	Any	10	8	5							

*Sight, yes; demand, no. †Under seal 10. ‡No law. §Negotiable notes 6, nonnegotiable 17.

TABLE OF MONTHLY WAGES.

DAYS.	\$10	\$11	\$12	\$13	\$14	\$15	\$16	\$17	\$18	\$19	\$20	\$21	\$22	\$23	\$24	\$25
1.....	.38	.42	.46	.50	.54	.58	.62	.65	.69	.73	.77	.81	.85	.88	.92	.96
2.....	.77	.85	.92	1.00	1.08	1.15	1.23	1.29	1.38	1.46	1.54	1.62	1.69	1.77	1.85	1.92
3.....	1.15	1.27	1.38	1.50	1.62	1.73	1.85	1.96	2.08	2.19	2.31	2.42	2.54	2.65	2.77	2.88
4.....	1.54	1.69	1.85	2.00	2.15	2.31	2.46	2.62	2.77	2.92	3.08	3.23	3.38	3.54	3.69	3.85
5.....	1.92	2.12	2.31	2.50	2.69	2.88	3.08	3.27	3.46	3.65	3.85	4.04	4.23	4.42	4.62	4.81
6.....	2.31	2.54	2.77	3.00	3.23	3.46	3.69	3.92	4.15	4.38	4.62	4.85	5.08	5.31	5.54	5.77
7.....	2.69	2.96	3.23	3.50	3.77	4.04	4.31	4.58	4.85	5.12	5.38	5.65	5.92	6.19	6.46	6.73
8.....	3.08	3.38	3.69	4.00	4.31	4.62	4.92	5.23	5.54	5.85	6.15	6.46	6.77	7.08	7.38	7.69
9.....	3.46	3.81	4.15	4.50	4.85	5.19	5.54	5.88	6.23	6.58	6.92	7.27	7.62	7.96	8.31	8.65
10.....	3.85	4.23	4.62	5.00	5.38	5.77	6.15	6.54	6.92	7.31	7.69	8.08	8.46	8.85	9.23	9.62
11.....	4.23	4.65	5.06	5.50	5.92	6.35	6.77	7.19	7.62	8.04	8.46	8.88	9.31	9.73	10.15	10.58
12.....	4.62	5.08	5.44	6.00	6.46	6.92	7.38	7.85	8.31	8.77	9.23	9.69	10.15	10.62	11.08	11.54
13.....	5.00	5.50	6.00	6.50	7.00	7.50	8.00	8.50	9.00	9.50	10.00	10.50	11.00	11.50	12.00	12.50
14.....	5.38	5.92	6.46	7.00	7.54	8.08	8.62	9.15	9.69	10.23	10.77	11.31	11.85	12.38	12.92	13.46
15.....	5.77	6.35	6.92	7.50	8.08	8.65	9.23	9.81	10.38	10.96	11.54	12.12	12.69	13.27	13.85	14.42
16.....	6.15	6.77	7.38	8.00	8.62	9.23	9.85	10.46	11.08	11.69	12.31	12.92	13.54	14.15	14.77	15.38
17.....	6.54	7.19	7.85	8.50	9.15	9.81	10.46	11.12	11.77	12.42	13.08	13.73	14.38	15.04	15.69	16.35
18.....	6.92	7.62	8.31	9.00	9.69	10.38	11.08	11.77	12.46	13.15	13.85	14.54	15.23	15.92	16.62	17.31
19.....	7.31	8.04	8.77	9.50	10.23	10.96	11.69	12.42	13.15	13.88	14.62	15.35	16.08	16.81	17.54	18.27
20.....	7.69	8.46	9.23	10.00	10.77	11.54	12.31	13.08	13.85	14.62	15.38	16.15	16.92	17.69	18.46	19.23
21.....	8.08	8.88	9.69	10.50	11.31	12.12	12.92	13.73	14.54	15.35	16.15	16.96	17.77	18.58	19.38	20.19
22.....	8.46	9.31	10.15	11.00	11.85	12.69	13.54	14.38	15.23	16.08	16.94	17.77	18.62	19.46	20.31	21.15
23.....	8.85	9.73	10.62	11.50	12.38	13.27	14.15	15.04	15.92	16.81	17.69	18.58	19.46	20.35	21.23	22.12
24.....	9.23	10.15	11.08	12.00	12.92	13.83	14.77	15.69	16.62	17.54	18.46	19.38	20.31	21.23	22.15	23.08
25.....	9.62	10.58	11.54	12.50	13.46	14.42	15.38	16.35	17.31	18.27	19.23	20.19	21.15	22.12	23.08	24.04

TABLE OF YEARLY WAGES.

Per year.	Per month.	Per week.	Per day.	Per year.	Per month.	Per week.	Per day.	Per year.	Per month.	Per week.	Per day.
\$20 is	\$1.67	\$0.38	\$0.05	\$100 is	\$8.33	\$1.92	\$0.27	\$180 is	\$15.00	\$3.45	\$0.49
25	2.08	.48	.07	105	8.75	2.01	.29	185	15.42	3.55	.51
30	2.50	.58	.08	110	9.17	2.11	.30	190	15.83	3.64	.52
35	2.92	.67	.10	115	9.58	2.21	.32	195	16.25	3.74	.53
40	3.33	.77	.11	120	10.00	2.30	.33	200	16.67	3.84	.55
45	3.75	.86	.12	125	10.42	2.40	.34	205	17.08	3.93	.56
50	4.17	.96	.14	130	10.83	2.49	.35	210	17.50	4.03	.58
55	4.58	1.06	.15	135	11.25	2.59	.37	215	17.92	4.12	.60
60	5.00	1.15	.16	140	11.67	2.69	.38	220	18.33	4.22	.60
65	5.42	1.25	.18	145	12.08	2.78	.40	225	18.75	4.31	.62
70	5.83	1.34	.19	150	12.50	2.88	.41	230	19.17	4.41	.63
75	6.25	1.44	.21	155	12.92	2.97	.42	235	19.58	4.51	.64
80	6.67	1.53	.22	160	13.33	3.07	.44	240	20.00	4.60	.66
85	7.08	1.63	.23	165	13.75	3.16	.45	245	20.42	4.70	.67
90	7.50	1.73	.25	170	14.17	3.26	.47	250	20.83	4.79	.69
95	7.92	1.82	.26	175	14.58	3.36	.48				

SIMPLE INTEREST TABLE.

NOTE—To find the amount of interest at 2% per cent on any given sum, divide the amount given for the same sum in the table at 5 per cent by 2; at 3% per cent divide the amount at 7 per cent by 2, etc.

TIME.		1 day.	2 days.	3 days.	4 days.	5 days.	6 days.	7 days.	8 days.	9 days.	10 days.	20 days.	1 month.	2 mos.	3 mos.	4 mos.	5 mos.	6 mos.	1 year.
\$1	Interest.
	3
	4
	5
	6
	7
	7
\$2	3
	4
	5
	6
	7
	7
	7
\$3	3
	4
	5
	6
	7
	7
	7
\$4	3
	4
	5
	6
	7
	7
	7
\$5	3
	4
	5
	6
	7
	7
	7
\$10	3
	4
	5
	6
	7
	7
	7
\$25	3
	4
	5
	6
	7
	7
	7
\$50	3
	4
	5
	6
	7
	7
	7
\$100	3
	4
	5
	6
	7
	7
	7

COMPOUND INTEREST ON ONE DOLLAR.

Years.	3%.	4%.	5%.	6%.	7%.	Years.	3%.	4%.	5%.	6%.	7%.																																																						
1	1.03	1.04	1.05	1.06	1.07	9	1.30	1.42	1.55	1.70	1.85																																																						
1½	1.04	1.06	1.07	1.09	1.10	9½	1.32	1.45	1.59	1.75	1.92																																																						
2	1.06	1.08	1.10	1.12	1.14	10	1.34	1.48	1.63	1.80	1.98																																																						
2½	1.07	1.10	1.13	1.15	1.18	100	19.25	50.50	131.50	340.00	868.00																																																						
3	1.09	1.12	1.15	1.19	1.22	<p>WHEN MONEY DOUBLES AT INTEREST.</p> <table border="1"> <thead> <tr> <th colspan="3">Interest.</th> <th colspan="3">Interest.</th> </tr> <tr> <th>Rate.</th> <th>Years.</th> <th>Years.</th> <th>Rate.</th> <th>Years.</th> <th>Years.</th> </tr> </thead> <tbody> <tr> <td>1</td> <td>100.09</td> <td>69.66</td> <td>4½</td> <td>22.22</td> <td>15.75</td> </tr> <tr> <td>1½</td> <td>66.66</td> <td>46.56</td> <td>5</td> <td>20.00</td> <td>14.21</td> </tr> <tr> <td>2</td> <td>50.00</td> <td>35.00</td> <td>5½</td> <td>18.18</td> <td>12.94</td> </tr> <tr> <td>2½</td> <td>40.00</td> <td>28.07</td> <td>6</td> <td>16.67</td> <td>11.90</td> </tr> <tr> <td>3</td> <td>33.33</td> <td>23.45</td> <td>6½</td> <td>15.38</td> <td>11.00</td> </tr> <tr> <td>3½</td> <td>28.57</td> <td>20.15</td> <td>7</td> <td>14.29</td> <td>10.24</td> </tr> <tr> <td>4</td> <td>25.00</td> <td>17.67</td> <td>7½</td> <td>13.33</td> <td>9.58</td> </tr> </tbody> </table>						Interest.			Interest.			Rate.	Years.	Years.	Rate.	Years.	Years.	1	100.09	69.66	4½	22.22	15.75	1½	66.66	46.56	5	20.00	14.21	2	50.00	35.00	5½	18.18	12.94	2½	40.00	28.07	6	16.67	11.90	3	33.33	23.45	6½	15.38	11.00	3½	28.57	20.15	7	14.29	10.24	4	25.00	17.67	7½	13.33	9.58
Interest.			Interest.																																																														
Rate.	Years.	Years.	Rate.	Years.	Years.																																																												
1	100.09	69.66	4½	22.22	15.75																																																												
1½	66.66	46.56	5	20.00	14.21																																																												
2	50.00	35.00	5½	18.18	12.94																																																												
2½	40.00	28.07	6	16.67	11.90																																																												
3	33.33	23.45	6½	15.38	11.00																																																												
3½	28.57	20.15	7	14.29	10.24																																																												
4	25.00	17.67	7½	13.33	9.58																																																												
3½	1.10	1.14	1.18	1.22	1.27																																																												
4	1.12	1.17	1.21	1.26	1.31																																																												
4½	1.14	1.19	1.24	1.30	1.36																																																												
5	1.16	1.21	1.28	1.34	1.41																																																												
5½	1.17	1.24	1.31	1.38	1.45																																																												
6	1.19	1.26	1.34	1.42	1.51																																																												
6½	1.21	1.29	1.37	1.46	1.56																																																												
7	1.23	1.31	1.41	1.51	1.61																																																												
7½	1.24	1.34	1.44	1.55	1.67																																																												
8	1.26	1.37	1.48	1.60	1.73																																																												
8½	1.28	1.39	1.52	1.65	1.79																																																												

THE WORLD'S MOST FAMOUS DIAMONDS.

Name.	Carats.	Name.	Carats.	Name.	Carats.
Cullinan	3,025.	Imperatrice Eugenie	51	Pacha d'Egypt	40
D'Anglerre (blue)	44½	Kohinoor (1st cutting)	279	Regent	136¾
Etoile Polaire	40	Kohinoor (2d cutting)	106 1-16	Sancy	53¾
Etoile du Sud	124	Loterie d'Anglerre	49	Shah	86
Grand Duc de Toscane	133.16	Nassak	78¾	Tiffany	969
Great Mogul	279 8-13	Orloff	194¾	Tiffany (yellow)	125

BIRTH STONES.

STATUTORY WEIGHTS OF THE BUSHEL.

STATE OR TERRITORY.	Wheat.	Rye.	Oats.	Barley.	Buckwheat.	Shelled corn.	Corn on cob.	Cornmeal.	Brn.	Potatoes, Irish.	Potatoes, sweet.	Carrots.	Onions.	Turnips.	Beets.	Beans.	Pens.	Apples.	Dried apples.	Dried peaches.	Castor beans.	Flax seed.	Hemp seed.	Millet.	Timothy seed.	Blue grass seed.	Hungarian gr. seed.	Clover seed.
United States.....	60	56	32	48	42	70	70	48	60	60	55	55	55	55	60	60	60	48	24	33	50	56	50	50	60	60	60	
Alabama.....	60	56	32	48	42	70	70	48	60	60	55	55	55	55	60	60	60	48	24	33	50	56	50	50	60	60	60	
Arizona.....	60	56	32	48	42	70	70	48	60	60	55	55	55	55	60	60	60	48	24	33	50	56	50	50	60	60	60	
Arkansas.....	60	56	32	48	42	70	70	48	60	60	55	55	55	55	60	60	60	48	24	33	50	56	50	50	60	60	60	
California.....	60	56	32	48	42	70	70	48	60	60	55	55	55	55	60	60	60	48	24	33	50	56	50	50	60	60	60	
Colorado.....	60	56	32	48	42	70	70	48	60	60	55	55	55	55	60	60	60	48	24	33	50	56	50	50	60	60	60	
Connecticut.....	60	56	32	48	42	70	70	48	60	60	55	55	55	55	60	60	60	48	24	33	50	56	50	50	60	60	60	
Delaware.....	60	56	32	48	42	70	70	48	60	60	55	55	55	55	60	60	60	48	24	33	50	56	50	50	60	60	60	
District of Columbia.....	60	56	32	48	42	70	70	48	60	60	55	55	55	55	60	60	60	48	24	33	50	56	50	50	60	60	60	
Florida.....	60	56	32	48	42	70	70	48	60	60	55	55	55	55	60	60	60	48	24	33	50	56	50	50	60	60	60	
Georgia.....	60	56	32	48	42	70	70	48	60	60	55	55	55	55	60	60	60	48	24	33	50	56	50	50	60	60	60	
Hawaii.....	60	56	32	48	42	70	70	48	60	60	55	55	55	55	60	60	60	48	24	33	50	56	50	50	60	60	60	
Idaho.....	60	56	32	48	42	70	70	48	60	60	55	55	55	55	60	60	60	48	24	33	50	56	50	50	60	60	60	
Illinois.....	60	56	32	48	42	70	70	48	60	60	55	55	55	55	60	60	60	48	24	33	50	56	50	50	60	60	60	
Indiana.....	60	56	32	48	42	70	70	48	60	60	55	55	55	55	60	60	60	48	24	33	50	56	50	50	60	60	60	
Iowa.....	60	56	32	48	42	70	70	48	60	60	55	55	55	55	60	60	60	48	24	33	50	56	50	50	60	60	60	
Kansas.....	60	56	32	48	42	70	70	48	60	60	55	55	55	55	60	60	60	48	24	33	50	56	50	50	60	60	60	
Kentucky.....	60	56	32	48	42	70	70	48	60	60	55	55	55	55	60	60	60	48	24	33	50	56	50	50	60	60	60	
Louisiana.....	60	56	32	48	42	70	70	48	60	60	55	55	55	55	60	60	60	48	24	33	50	56	50	50	60	60	60	
Maine.....	60	56	32	48	42	70	70	48	60	60	55	55	55	55	60	60	60	48	24	33	50	56	50	50	60	60	60	
Maryland.....	60	56	32	48	42	70	70	48	60	60	55	55	55	55	60	60	60	48	24	33	50	56	50	50	60	60	60	
Massachusetts.....	60	56	32	48	42	70	70	48	60	60	55	55	55	55	60	60	60	48	24	33	50	56	50	50	60	60	60	
Michigan.....	60	56	32	48	42	70	70	48	60	60	55	55	55	55	60	60	60	48	24	33	50	56	50	50	60	60	60	
Minnesota.....	60	56	32	48	42	70	70	48	60	60	55	55	55	55	60	60	60	48	24	33	50	56	50	50	60	60	60	
Mississippi.....	60	56	32	48	42	70	70	48	60	60	55	55	55	55	60	60	60	48	24	33	50	56	50	50	60	60	60	
Missouri.....	60	56	32	48	42	70	70	48	60	60	55	55	55	55	60	60	60	48	24	33	50	56	50	50	60	60	60	
Montana.....	60	56	32	48	42	70	70	48	60	60	55	55	55	55	60	60	60	48	24	33	50	56	50	50	60	60	60	
Nebraska.....	60	56	32	48	42	70	70	48	60	60	55	55	55	55	60	60	60	48	24	33	50	56	50	50	60	60	60	
Nevada.....	60	56	32	48	42	70	70	48	60	60	55	55	55	55	60	60	60	48	24	33	50	56	50	50	60	60	60	
New Hampshire.....	60	56	32	48	42	70	70	48	60	60	55	55	55	55	60	60	60	48	24	33	50	56	50	50	60	60	60	
New Jersey.....	60	56	32	48	42	70	70	48	60	60	55	55	55	55	60	60	60	48	24	33	50	56	50	50	60	60	60	
New York.....	60	56	32	48	42	70	70	48	60	60	55	55	55	55	60	60	60	48	24	33	50	56	50	50	60	60	60	
North Carolina.....	60	56	32	48	42	70	70	48	60	60	55	55	55	55	60	60	60	48	24	33	50	56	50	50	60	60	60	
North Dakota.....	60	56	32	48	42	70	70	48	60	60	55	55	55	55	60	60	60	48	24	33	50	56	50	50	60	60	60	
Ohio.....	60	56	32	48	42	70	70	48	60	60	55	55	55	55	60	60	60	48	24	33	50	56	50	50	60	60	60	
Oklahoma.....	60	56	32	48	42	70	70	48	60	60	55	55	55	55	60	60	60	48	24	33	50	56	50	50	60	60	60	
Oregon.....	60	56	32	48	42	70	70	48	60	60	55	55	55	55	60	60	60	48	24	33	50	56	50	50	60	60	60	
Pennsylvania.....	60	56	32	48	42	70	70	48	60	60	55	55	55	55	60	60	60	48	24	33	50	56	50	50	60	60	60	
Rhode Island.....	60	56	32	48	42	70	70	48	60	60	55	55	55	55	60	60	60	48	24	33	50	56	50	50	60	60	60	
South Carolina.....	60	56	32	48	42	70	70	48	60	60	55	55	55	55	60	60	60	48	24	33	50	56	50	50	60	60	60	
South Dakota.....	60	56	32	48	42	70	70	48	60	60	55	55	55	55	60	60	60	48	24	33	50	56	50	50	60	60	60	
Tennessee.....	60	56	32	48	42	70	70	48	60	60	55	55	55	55	60	60	60	48	24	33	50	56	50	50	60	60	60	
Texas.....	60	56	32	48	42	70	70	48	60	60	55	55	55	55	60	60	60	48	24	33	50	56	50	50	60	60	60	
Vermont.....	60	56	32	48	42	70	70	48	60	60	55	55	55	55	60	60	60	48	24	33	50	56	50	50	60	60	60	
Virginia.....	60	56	32	48	42	70	70	48	60	60	55	55	55	55	60	60	60	48	24	33	50	56	50	50	60	60	60	
Washington.....	60	56	32	48	42	70	70	48	60	60	55	55	55	55	60	60	60	48	24	33	50	56	50	50	60	60	60	
West Virginia.....	60	56	32	48	42	70	70	48	60	60	55	55	55	55	60	60	60	48	24	33	50	56	50	50	60	60	60	
Wisconsin.....	60	56	32	48	42	70	70	48	60	60	55	55	55	55	60	60	60	48	24	33	50	56	50	50	60	60	60	

NOTE—Rye meal takes 48 pounds to the bushel in the District of Columbia and 50 in Maine, Massachusetts, New York, Rhode Island and Wisconsin. The metric system is used in the Philippines and Porto Rico.

TABLE OF SPECIFIC GRAVITY.

Compared with water.

Water, distilled.....	100	Iron, cast.....	721
Water, sea.....	103	Ivory.....	153
Alcohol.....	84	Lead.....	1,135
Aluminum.....	256	Mahogany.....	106
Ash.....	84	Maple.....	75
Beech.....	85	Marble.....	270
Beer.....	102	Milk, cow's.....	103
Brass.....	340	Milk, goat's.....	104
Butter.....	94	Oak.....	117
Cedar.....	61	Oil, olive.....	92
Chalk.....	279	Opium.....	134
Cider.....	102	Platina.....	2,150
Coal.....	130	Porcelain.....	226
Copper.....	896	Silver.....	1,047
Cork.....	74	Steel.....	783
Diamond.....	353	Sulphur.....	203
Ebony.....	123	Tin.....	723
Flr.....	123	Turpentine.....	93
Glass.....	289	Wanut.....	67
Gold.....	1,926	Wine.....	100
Ice.....	92	Zinc.....	691
Indigo.....	77		

THERMOMETERS COMPARED

There are three kinds of thermometers, with varying scales, in general use throughout the world—the Fahrenheit, Reaumur and centigrade. The freezing and boiling points on their scales compare as follows:

Thermometer.	Freezing pt.	Boiling pt.
Fahrenheit.....	32 degrees	212 degrees
Reaumur.....	zero	80 degrees
Centigrade.....	zero	100 degrees

The degrees on one scale are reduced to their equivalents on another by these formulas:

Fahrenheit to Reaumur—Subtract 32, multiply by four-ninths.

Fahrenheit to Centigrade—Subtract 32, multiply by five-ninths.

Reaumur to Fahrenheit—Multiply by nine-fourths, add 32.

Reaumur to Centigrade—Multiply by five-fourths, Centigrade to Fahrenheit—Multiply by nine-fifths, add 32.

Centigrade to Reaumur—Multiply by four-fifths.

MARRIAGE AND DIVORCE IN THE UNITED STATES.

[From report of federal census bureau.]

MARRIAGE AND DIVORCE STATISTICS BY STATES.

STATE OR TERRITORY.	MARRIAGES.				DIVORCES.					
	Number, 1887-1906.	Annual average 1898 to 1902.		Annual average 1888 to 1892.		Number 1887 to 1906.	Annual average per 100,000 popu- lation.			
		Number	Per 10,000 Pop.	Number	Per 10,000 Pop.		1900.	1890	1880.	1870
Alabama.....	372,525	20,227	111	15,727	104	22,807	69	54	27	10
Arkansas.....	310,767	16,902	129	13,217	117	29,541	136	90	63	24
California.....	109,539	9,561	64	7,167	59	25,170	108	84	84	52
Colorado.....	98,877	5,457	101	4,261	103	15,844	158	197	138	60
Connecticut.....	196,984	7,034	77	6,216	83	9,224	50	66	61	84
Delaware.....	25,574	1,322	72	983	58	887	16	18	10	7
District of Columbia.....	50,244	3,114	112	1,512	65	2,325	58	34	31	30
Florida.....	114,483	6,176	117	4,314	110	7,586	79	57	53	23
Georgia.....	40,236	21,640	98	16,511	90	10,401	26	24	14	10
Idaho.....	23,330	1,359	84	1,055	80	3,205	120	93	58	67
Illinois.....	861,717	44,858	98	38,421	100	82,209	100	75	63	51
Indiana.....	493,890	26,451	105	22,453	102	60,721	142	104	70	69
Indian Territory.....	67,412	4,847	124	736	41	6,751	113	33
Iowa.....	366,350	19,298	86	16,474	86	34,874	93	67	60	49
Kansas.....	275,062	14,112	96	12,795	90	28,904	109	84	44	51
Kentucky.....	359,783	19,526	91	15,839	83	30,641	81	58	35	28
Louisiana.....	243,881	13,421	97	10,150	91	9,785	41	19	10	5
Maine.....	86,572	5,519	79	5,726	87	14,194	117	88	78	61
Maryland.....	195,875	10,740	90	7,916	73	7,020	40	24	12	13
Massachusetts.....	468,267	24,117	86	21,031	94	22,940	47	32	30	25
Michigan.....	424,096	23,008	95	18,726	89	42,371	104	73	72	47
Minnesota.....	242,147	13,118	75	10,275	78	15,646	55	41	27	21
Mississippi.....	313,500	17,574	113	11,778	91	19,993	74	48	30	12
Missouri.....	579,807	30,340	98	25,700	96	54,766	103	71	40	29
Montana.....	35,362	2,188	90	1,294	91	6,454	167	139	125	73
Nebraska.....	170,820	8,825	83	8,357	78	16,711	82	71	43	29
Nevada.....	7,073	527	124	233	50	1,045	111	97	106	99
New Hampshire.....	77,764	3,916	85	3,720	90	8,017	112	100	85	53
New Jersey.....	395,808	15,043	80	15,740	100	7,448	22	18	13	9
New Mexico.....	25,625	1,307	67	1,018	64	2,437	73	46	12	1
New York.....	1,205,615	63,082	87	49,584	83	29,125	23	17	16	16
North Carolina.....	313,725	17,142	91	13,074	81	17,047	24	13	6	3
North Dakota.....	44,022	2,454	77	1,339	70	4,317	88	47	46
Ohio.....	727,408	37,979	91	32,884	90	63,982	91	64	48	37
Oklahoma.....	45,415	3,326	83	347	44	7,609	129	46
Oregon.....	67,475	3,499	85	2,801	88	10,145	134	108	92	80
Pennsylvania.....	896,533	48,083	76	39,559	74	39,686	33	21	13	8
Rhode Island.....	72,836	3,726	87	3,214	93	6,953	47	32	30	25
South Carolina*.....	77
South Dakota.....	77
Tennessee.....	386,900	20,975	104	17,432	99	30,447	89	62	38	24
Texas.....	620,445	34,965	115	23,834	107	62,655	131	82	49	21
Utah.....	51,259	2,789	101	2,127	101	4,670	92	74	114	62
Vermont.....	58,472	2,977	87	2,807	84	4,740	75	49	47	60
Virginia.....	295,377	16,886	88	12,818	77	12,129	38	22	11	6
Washington.....	87,182	7,747	92	2,975	83	16,219	184	109	75	83
West Virginia.....	170,810	9,532	99	6,692	88	10,308	64	41	25	18
Wisconsin.....	337,583	16,302	81	16,009	95	22,867	65	51	41	38
Wyoming.....	13,509	839	91	426	68	1,772	118	86	111	90
Total.....	12,832,044	945,625

*No record kept. †For the five years of which the year stated is the median year.

MARRIAGE LAWS.

Marriage may be contracted without the consent of parents by males who are 21 years of age or more. This is the rule in about all the states having laws on the subject. In Arizona the age is 18. For females the age is 21 in Connecticut, Florida, Kentucky, Louisiana, Ohio, Pennsylvania, Rhode Island, South Dakota, Virginia, West Virginia and Wyoming; 16 is the age in Arizona, Maryland and Nebraska and 18 in the other states. Marriages contracted before the age of consent are illegal in nearly all the states.

Marriage licenses are required in practically all the states.

Marriages between whites and negroes are prohibited by law in Alabama, Arizona, Arkansas, California, Colorado, Delaware, District of Columbia, Florida, Georgia, Idaho, Indiana, Kentucky, Maryland, Mississippi, Missouri, Nebraska, Nevada, North Carolina, Oklahoma, Oregon, South Carolina, Tennessee, Texas, Utah, Virginia and West Virginia. Michigan specifically declares such marriages valid.

Marriages between first cousins are prohibited in Arizona, Arkansas, Illinois, Indiana, Kansas, Louisiana, Missouri, Montana, Nevada, New Hamp-

shire, North Dakota, Ohio, Oklahoma, Oregon, Pennsylvania, South Dakota and Wyoming. Step-relatives are not permitted to intermarry except in California, Colorado, Florida, Georgia, Idaho, Minnesota, New Mexico, New York, North Carolina, Oregon, Utah and Wisconsin.

MARRIAGE RATES.

For the year 1900 the marriage rate based on the total population of continental United States and including the total number of marriages reported was 90 per 10,000 population. In 1890 the rate was 87 per 10,000 population. The rate in 1900 per 10,000 unmarried population 15 years of age and over was 312; in 1890 it was 304.

DIVORCE RATES.

The percentage of increase of divorces as compared with the percentage of increase in population is shown by the following figures:

Year.	DI- In- crease.	Popu- lation.	In- crease.	
1900.....	55,775	66.5	75,994,575	20.7
1890.....	33,461	70.2	62,947,714	25.5
1880.....	19,663	79.4	50,155,783	30.1

CAUSES FOR DIVORCE.

Summary of the laws in effect in various states and territories.

STATE OR TERRITORY.	Cruelty.	Desertion.	Fraud or force.	Imprisonment.	Incompetency.	Intemperance.	Neglect.	NON-AGE.		Residence required.	Remarriage permitted.	Alimony.
								Male.	Female.			
Alabama.....	Yes.	2 yrs.	Yes....	2 yrs.....	Yes....	Yes....	17	14	1 to 3 y.	Yes..	Yes.
Arizona.....	Yes.	1 yr.	Yes....	Felony..	Yes....	Yes....	1 yr.	18	16	1 yr....	Yes..	Yes.
Arkansas.....	Yes.	1 yr.	Yes....	Felony..	Yes....	1 yr....	1 yr.	17	14	1 yr....	Yes..	Yes.
California.....	Yes.	1 yr.	Yes....	Felony..	Yes....	1 yr....	1 yr.	18	15	1 yr....	Yes..	Yes.
Colorado.....	Yes.	1 yr.	Yes....	Felony..	Yes....	1 yr....	1 yr.	1 yr....	Yes..	Yes.
Connecticut.....	Yes.	3 yrs.	Yes....	Felony..	Hab'l..	3 yrs..	Yes..	Yes.
Delaware.....	Yes.	3 yrs.	Fraud.	Felony..	Yes....	Hab'l..	3 yrs.	18	16	Actual	Yes..	Yes.
District of Columbia.....	Yes.	2 yrs.	No....	Felony..	Yes....	No....	16	14	3 yrs..	Yes..	Yes.
Florida.....	Yes.	1 yr.	Yes....	Yes....	1 yr.	2 yrs..	Yes..	Yes.
Georgia.....	Yes.	3 yrs.	Yes....	2 yrs.....	Yes....	Hab'l..	17	14	1 yr....	No....	Yes.
Idaho.....	Yes.	1 yr.	Yes....	Felony..	1 yr....	1 yr.	18	18	6 mos..	Yes..	Yes.
Illinois.....	Yes.	2 yrs.	Yes....	Felony..	Yes....	2 yrs..	18	16	1 yr....	Yes..	Yes.
Indiana.....	Yes.	2 yrs.	Yes....	Felony..	Yes....	Hab'l..	2 yrs.	18	16	2 yrs..	Yes..	Yes.
Iowa.....	Yes.	2 yrs.	Yes....	Felony..	Yes....	Hab'l..	16	14	1 yr....	Yes..	Yes.
Kansas.....	Yes.	1 yr.	Yes....	Felony..	Yes....	Hab'l..	15	12	1 yr....	Yes..	Yes.
Kentucky.....	Yes.	1 yr.	Yes....	Felony..	Yes....	Yes....	1 yr.	14	12	1 yr....	Yes..	Yes.
Louisiana.....	Yes.	1 yr.	Yes....	Felony..	Yes....	Hab'l..	16	14	Yes..	Yes.
Maine.....	Yes.	3 yrs.	Yes....	Hab'l..	Yes..	1 yr....	Yes..	Yes.
Maryland.....	3 yrs.	Yes....	Yes....	2 yrs..	Yes..	Yes.
Massachusetts.....	3 yrs.	Fraud.	5 yrs..	Yes....	Hab'l..	Yes..	3 to 5 y.	Yes..	Yes.
Michigan.....	2 yrs.	Yes....	3 yrs..	Yes....	Hab'l..	Yes..	18	16	1 to 2 y.	Yes..	Yes.
Minnesota.....	Yes.	1 yr.	Yes....	Yes..	Yes....	1 yr....	18	15	1 yr....	Yes..	Yes.
Mississippi.....	Yes.	2 yrs.	Felony..	Yes....	Hab'l..	1 to 2 y.	Yes..	Yes.
Missouri.....	Yes.	1 yr.	Yes....	Felony..	Yes....	1 yr....	15	12	1 yr....	Yes..	Yes.
Montana.....	Yes.	1 yr.	Yes....	Felony..	Yes....	1 yr....	18	16	1 yr....	Yes..	Yes.
Nebraska.....	Yes.	2 yrs.	Yes....	3 yrs..	Yes....	Hab'l..	Yes..	18	16	6 mos..	Yes..	Yes.
Nevada.....	Yes.	1 yr.	Yes....	Felony..	Yes....	Hab'l..	1 yr.	18	16	6 mos..	Yes..	Yes.
New Hampshire.....	Yes.	3 yrs.	Yes....	1 yr....	Yes....	3 yrs..	3 yrs.	14	13	Actual	Yes..	Yes.
New Jersey.....	Yes.	2 yrs.	Yes....	Yes....	2 to 3 y.	Yes..	Yes.
New Mexico.....	Yes.	1 yr.	Yes....	Felony..	Yes....	Hab'l..	Yes..	18	15	1 yr....	Yes..	Yes.
New York.....	Force.	Yes....	18	18	1 yr....	Yes..	Yes.
North Carolina.....	Yes.	2 yrs.	Yes....	Felony..	Yes....	16	14	2 yrs..	Yes..	Yes.
North Dakota.....	Yes.	1 yr.	Yes....	Felony..	1 yr....	1 yr.	18	15	1 yr....	Yes..	Yes.
Ohio.....	Yes.	3 yrs.	Yes....	Felony..	Yes....	3 yrs..	Yes..	18	16	1 yr....	Yes..	Yes.
Oklahoma.....	Yes.	1 yr.	Yes....	Felony..	Yes....	Hab'l..	Yes..	18	15	1 yr....	Yes..	Yes.
Oregon.....	Yes.	1 yr.	Yes....	Felony..	Yes....	1 yr....	18	15	1 yr....	Yes..	Yes.
Pennsylvania.....	Yes.	2 yrs.	Yes....	2 yrs..	1 yr....	Yes..	Yes.
Rhode Island.....	Yes.	5 yrs.	Felony..	Yes....	Hab'l..	Yes..	2 yrs..	Yes..	Yes.
South Carolina.....	Yes....
South Dakota.....	Yes.	1 yr.	Yes....	Felony..	Yes....	1 yr....	1 yr.	18	15	1 yr....	Yes..	Yes.
Tennessee.....	Yes.	2 yrs.	Yes....	Felony..	Yes....	Hab'l..	2 yrs..	Yes..	Yes.
Texas.....	Yes.	3 yrs.	Fraud.	Felony..	Hab'l..	16	14	6 mos..	Yes..	Yes.
Utah.....	Yes.	1 yr.	Yes....	Felony..	Yes....	Hab'l..	Yes..	16	14	1 yr....	Yes..	Yes.
Vermont.....	Yes.	3 yrs.	Yes....	3 yrs..	Yes....	Yes..	1 yr....	Yes..	Yes.
Virginia.....	3 yrs.	Yes....	Yes....	Yes....	14	12	1 yr....	Yes..	Yes.
Washington.....	Yes.	1 yr.	Yes....	Yes....	Yes....	Hab'l..	Yes..	1 yr....	Yes..	Yes.
West Virginia.....	Yes.	3 yrs.	Yes....	Yes....	Yes....	18	16	1 yr....	Yes..	Yes.
Wisconsin.....	Yes.	1 yr.	Yes....	3 yrs..	Yes....	1 yr....	Yes..	18	15	1 yr....	Yes..	Yes.
Wyoming.....	Yes.	1 yr.	Yes....	Yes....	Yes....	Hab'l..	1 yr.	18	16	1 yr....	Yes..	Yes.

*Innocent party only. †Subsequent to marriage. ‡South Carolina has no divorce law, but marriages may be annulled.

NOTE—Consanguinity, infidelity and bigamy are causes for divorce in all states having divorce laws. Permanent insanity is cause for divorce in Idaho, Utah and Washington under certain conditions.

CORN NOT THE CAUSE OF PELLAGRA.

The medical commission appointed by Gov. Deenen Oct. 15, 1909, to investigate the spread of pellagra and its origin, made its first report Jan. 23, 1911. It found from a series of experiments in the Peoria state hospital that the disease was not caused by the use of corn, as has been asserted by some foreign physicians. Two squads of patients, numbering fifty-nine each, were isolated in two cottages. One squad was placed on an excessive corn diet, while the other was deprived of

corn food entirely. Among the corn fed patients four cases of pellagra developed, with three suspects; among those not using corn five cases developed. It was also found that pellagra was not infectious. The commission, of which Dr. Frank Billings of Chicago is president, will continue its study of the disease, which has existed in Italy for more than 150 years, but has appeared in the United States only in recent years.

HEIGHT OF SOME FAMOUS STRUCTURES.

Structure.	Feet.	Structure.	Feet.	Structure.	Feet.	Structure.	Feet.
Amlens cathedral.....	383	Florence cathedral.....	387	Pyramid, Great.....	451	Strassburg cathedral.....	465
Bunker Hill mon't.....	221	Fribourg cathedral.....	386	Rouen cathedral.....	464	St. Stephen's, Vienna.....	470
Capitol, Washington.....	288	Masonic Tem., Chi.....	354	St. Paul's, London.....	404	Ward bldg., Chicago.....	394
City hall, Phila.....	535	Metropol. bldg., N. Y.....	700	St. Peter's, Rome.....	433	Washington mon't.....	556
Cologne cathedral.....	512	Milan cathedral.....	360	Singer bldg., N. Y.....	612	Woolworth bldg., N. Y.....	775
Elfelf tower.....	984						

DEATH PENALTY IN THE UNITED STATES.

Capital punishment prevails in all of the states and territories of the union except Michigan, Minnesota, Wisconsin, Rhode Island, Kansas and Maine. It was abolished in Iowa in 1872 and restored in

1873. It was also abolished in Colorado, but was restored in 1901. In New York Virginia and Ohio execution is by electricity.

IMPORTS OF MERCHANDISE.

Fiscal years ended June 30.

ARTICLES IMPORTED.	1909.		1910.		1911.	
	Quant's.	Values.	Quant's.	Values.	Quant's.	Values.
Animals.....		\$5,037,671		\$7,839,070		\$6,850,964
Antimony—Ore.....	lbs	6,021,877	170,443	55,552	1,432	
Regulus or metal.....	lbs	9,530,767	644,374	70,772	45,830	
Ore, regulus or metal.....	lbs			8,849,068	503,988	10,036,401
Art works.....		3,797,163		21,088,720		22,495,842
Asbestos, unmanufactured.....	tons	41,176	1,021,390	47,510	1,122,065	57,124
Asphaltum and bitumen.....	tons	128,500	606,096	116,371	172,551	152,568
Automobiles.....	No.	1,624	2,905,391	1,473	2,851,446	888
Parts of.....		773,743		985,638		351,916
Beads and bead ornaments.....		611,086		1,230,471		1,163,752
Bones, unmanufactured.....		777,357		1,067,911		1,168,924
Brass, for manufacture.....	lbs	3,791,150	470,500	6,504,212	799,385	3,954,428
Bradtuffs.....	lbs		9,454,414		8,500,570	
Bristles.....		2,884,372		1,811,872		3,542,913
Brushes.....		1,430,321		1,732,200		2,241,066
Buttons.....		796,901		1,055,645		762,888
Cement.....	lbs	192,374,732	712,628	163,101,796	692,833	93,297,749
Chemicals, drugs and dyes.....		80,599,868		90,964,241		95,101,006
Chocolate.....	lbs	1,519,073	839,795	1,294,300	279,372	2,912,061
Clays or earths.....	tons	252,838	1,715,078	287,126	1,919,668	303,473
Clocks and parts of.....		468,597		701,852		869,282
Watches and parts of.....		2,088,034		1,969,402		2,293,073
Coal, bituminous.....	tons	1,227,898	3,496,480	1,624,791	4,460,819	4,975,914
Coal or cacao (crude).....	lbs	129,854,749	14,970,328	108,039,070	11,375,431	133,053,241
Prepared.....	lbs	1,287,109	1,387,199	1,107,293	1,166,118	14,652,879
Coffee.....	lbs	1,049,898,768	79,112,129	871,499,516	69,194,353	875,996,797
Copper—Ore.....	tons	320,217	6,538,597	398,152	6,915,353	870,934
Matte and regulus.....	tons	28,276	2,159,191	26,949	2,757,192	30,616
Pigs, ingots, bars, etc.....	tons	220,853,988	29,271,514	247,996,570	30,887,841	268,183,621
Cork, wood or bark.....		2,016,551		3,152,280		4,274,810
Manufactures of.....		1,025,639		1,619,111		2,385,003
Cotton—Unmanufactured.....	lbs	86,518,024	13,622,802	86,037,691	15,816,138	113,768,313
Manufactures of.....		62,010,286		66,473,143		66,936,551
Diamonds, uncut.....		4,761,116		10,252,004		9,280,943
Cut but not set.....		12,513,855		29,347,074		24,407,935
Total diamonds, precious stones, etc.....		29,373,070		47,799,501		40,635,137
Earthen, stone and china ware.....		9,809,028		11,021,123		11,411,695
Feathers, natural and artificial.....		11,690,084		11,992,053		9,815,344
Fertilizers.....		5,995,599		8,371,883		10,150,143
Fibers—Unmanufactured.....	tons	345,445	29,748,353	305,431	32,418,839	290,844
Manufactures of.....		49,312,392		57,624,245		54,765,999
Fish.....		12,333,596		13,835,968		14,939,314
Fruits and nuts.....		31,110,683		37,423,327		41,515,067
Furs—Undressed.....		11,653,586		15,589,258		15,351,001
Manufactures of.....		9,432,493		11,006,896		8,207,947
Glass and glassware.....		5,262,190		5,263,764		6,881,891
Grease and oils (free).....		1,265,054		1,355,592		1,335,892
Hair, unmanufactured.....		3,750,524		6,019,476		4,755,131
Hats, bonnets, etc., and materials for.....		5,403,044		7,950,590		7,513,211
Hides and skins.....	lbs	444,554,325	73,487,324	608,619,028	112,247,836	374,891,395
Hide cuttings, raw.....		1,301,956		1,605,432		1,633,042
Hops.....	lbs	7,386,574	1,337,099	3,200,560	1,499,354	8,557,531
Household goods, etc.....		4,542,657		5,090,294		4,975,366
India rubber—Unmanufactured.....		64,710,370		106,861,496		92,910,513
Manufactures of.....		1,463,589		1,234,914		936,408
Iron—Ore.....	tons	1,015,647	2,711,691	2,381,676	6,763,394	6,691,711
Iron and steel, manufactures of.....		22,439,797		39,502,457		34,205,998
Ivory—Animal.....	lbs	7,097,569		1,597,268		3,949,296
Vegetable.....	lbs	20,002,909	609,062	27,066,716	1,104,024	20,851,466
Jewelry.....		816,001		1,576,023		1,874,309
Lead and manufactures of.....	lbs	231,926,416	4,617,716	210,853,263	3,915,252	4,196,760
Leather and manufactures of.....		13,933,134		16,865,937		14,636,720
Manganese, ore and oxide.....	tons	165,061	1,243,657	237,037	1,592,073	209,211
Marble and stone.....		1,581,815		1,926,714		1,827,473
Matting and mats.....	sq yds	43,435,748	3,290,557	33,578,542	2,424,759	26,229,252
Meat and dairy products.....		8,968,898		11,043,454		13,890,535
Metals and manufactures of.....		6,897,357		10,099,079		9,007,015
Musical instruments.....		1,243,656		1,347,802		1,623,100
Nickel ore and matte.....		69,622		3,423,744		3,423,744
Oil cloths.....	sq yds	5,306,329	1,894,810	4,848,615	1,834,640	5,221,964
Oils of all kinds.....		18,237,706		24,293,589		33,023,687
Paints, pigments and colors.....		1,689,090		1,914,985		2,045,548
Paper stock, crude.....		3,638,034		5,206,875		5,481,680
Books and other printed matter.....		5,626,624		6,033,075		6,105,615
Printing paper.....	lbs	37,055,028	903,705	92,911,514	1,920,801	114,413,231
Total paper and manufactures of.....		17,259,195		17,539,756		18,626,880
Perfumeries, cosmetics, etc.....		1,425,613		1,214,792		1,534,537
Pipes and smokers' articles.....		994,123		1,040,730		1,445,002
Plants, trees, shrubs, etc.....		1,072,848		2,343,040		2,743,440
Platinum.....	oz	88,327	1,753,168	118,860	2,306,670	116,232
Plumbago.....	tons	15,992	1,433,717	21,636	4,981,268	1,678,225
Rice, rice flour.....	lbs	222,900,422	4,698,033	225,400,545	1,364,237	208,774,791
Salt.....	lbs	274,455,157	428,121	296,200,273	385,963	291,359,057
Seeds.....		5,958,019		14,693,776		29,759,955
Shells, unmanufactured.....		1,889,765		1,827,193		1,248,784

IMPORTS OF MERCHANDISE—CONTINUED.

ARTICLES IMPORTED.	1909.		1910.		1911.	
	Quant's.	Values.	Quant's.	Values.	Quant's.	Values.
Silk—Unmanufactured.....		\$79,890,665		\$67,115,177		\$74,924,004
Manufactures of.....		30,718,582		32,888,459		31,900,054
Soap.....		990,138		746,721		830,744
Spices..... lbs	78,201,943	5,948,606	43,793,258	3,483,459	58,222,912	4,946,200
Spirits—Malt liquors..... gals	6,906,105	3,215,407	7,312,748	3,263,963	7,293,892	3,396,366
Distilled..... gals	4,767,325	7,676,825	4,882,067	7,112,887	3,674,350	6,076,929
Wines.....		12,276,618		13,007,293		8,531,613
Sugar..... lbs	4,189,421,018	96,554,598	4,094,545,936	106,349,065	3,897,978,265	96,691,036
Sulphur ore..... tons	661,268	792,502		2,894,281		3,418,088
Tea..... lbs	114,916,520	18,562,676	85,626,370	13,671,946	102,653,942	17,613,669
Tin..... lbs	91,122,372	26,007,216	101,134,508	30,963,582	103,430,058	87,385,978
Tobacco—Leaf..... lbs	41,736,098	25,400,919	46,883,330	27,751,279	45,927,230	27,855,960
Manufactures of.....		3,685,180		4,082,582		5,416,466
Toys.....		4,969,097		6,585,781		7,964,835
Vegetables.....		12,969,797		8,273,571		9,295,855
Wood and manufactures of.....		43,600,427		64,422,504		52,351,803
Wool—Unmanufactured..... lbs	266,409,304	45,171,994	263,939,584	51,220,844	137,647,641	23,228,005
Manufactures of.....		18,102,461		23,532,175		18,569,791
Total value merchandise..... { free		599,556,639		756,161,396		776,972,459
..... { dut.		712,363,585		801,658,592		750,253,616
Total value imports*.....		1,311,920,224		1,557,819,988		1,527,226,106

*Includes all articles specified and unspecified in above table.

EXPORTS OF DOMESTIC MERCHANDISE.

Fiscal years ended June 30.

ARTICLES EXPORTED.	1909.		1910.		1911.	
	Quant's.	Values.	Quant's.	Values.	Quant's.	Values.
Agricultural implements.....		\$25,694,184		\$28,124,033		\$35,973,396
Animals—Cattle..... No.	207,542	18,046,976	139,430	12,200,154	150,100	13,163,292
Hogs..... No.	18,655	144,605	4,410	46,955	8,551	74,032
Horses..... No.	21,616	3,386,617	23,910	4,081,157	25,145	3,845,253
Mules..... No.	3,432	472,017	4,512	614,084	6,585	1,070,051
Sheep..... No.	67,656	365,155	44,517	209,000	121,491	636,272
All other.....		114,122		158,756		250,125
Total animals, including fowls.....		22,645,438		17,447,735		19,048,658
Art works.....		494,609		1,065,695		680,506
Brass.....		3,510,276		4,355,561		6,280,002
Breadstuffs—Barley..... bu	6,580,393	4,672,166	4,311,566	3,052,527	9,399,349	5,381,305
Bread and biscuit..... lbs	12,606,614	710,687	13,064,693	767,151	14,022,082	800,008
Buckwheat..... bu	186,702	137,413	158,160	103,198	223	186
Corn..... bu	35,853,412	25,194,466	36,802,374	25,427,993	63,761,458	35,961,479
Cornmeal..... brls	452,807	1,640,010	331,531	1,147,568	463,263	1,456,638
Oats..... bu	1,510,320	804,759	1,683,474	794,367	2,014,912	832,718
Oatmeal..... lbs	14,822,944	616,524	15,538,585	521,658	32,416,892	1,043,867
Rye..... bu	1,272,559	1,019,809	219,756	168,666	2,623	2,503
Rye flour..... brls	8,857	14,000	8,751	15,240	6,250	24,182
Wheat..... bu	66,923,244	68,094,447	46,679,874	47,806,598	23,729,302	22,040,273
Wheat flour..... brls	10,521,161	51,157,366	9,040,987	47,621,467	10,129,435	49,286,946
Total breadstuffs (all kinds).....		159,929,221		133,191,350		124,917,537
Cars, automobiles, cycles, etc.....		15,392,817		20,630,859		30,534,936
Celluloid and manufactures of.....		587,859		1,189,080		1,694,214
Cement..... brls	827,971	1,143,657	1,715,169	2,292,376	2,971,274	4,349,200
Chemicals, drugs and medicines.....		19,181,811		21,415,395		23,007,411
Clocks and watches.....		2,517,332		2,588,931		3,120,771
Coal..... tons	11,888,629	37,316,775	13,367,072	40,512,546	14,985,487	45,013,436
Coke..... tons	765,532	2,752,276	872,013	3,077,372	918,474	3,800,994
Coffee—Green..... lbs	28,690,278	3,729,840	45,514,438	5,705,736	34,853,601	5,107,949
Roasted..... lbs	985,109	75,773	1,210,826	196,348	1,484,230	272,537
Copper—Ore..... tons	71,200	1,417,791	51,445	1,304,837	41,982	1,065,296
Manufactures of.....		85,200,186		88,004,347		103,813,110
Cotton—Unmanufactured..... lbs	4,447,985,202	417,390,665	3,206,708,226	450,447,243	4,033,940,915	585,318,869
Manufactures of.....		31,878,506		33,397,007		40,851,918
Dental goods.....		1,656,384		1,746,260		2,433,231
Earthen, stone and china ware.....		803,635		901,537		3,183,188
Eggs..... doz	5,207,151	1,199,322	5,325,936	1,290,486	8,558,712	1,787,019
Explosives.....		3,478,714		3,352,693		4,763,242
Fertilizers..... tons	1,105,367	9,283,416	1,020,587	8,700,640	1,267,591	10,721,132
Fibers, bags, cordage, twine.....		5,431,890		5,088,454		6,576,649
All other.....		885,109		1,210,826		630,412
Fish.....		6,113,052		9,652,088		7,698,321
Fruits and nuts.....		16,568,080		18,885,654		24,498,465
Furs and fur skins.....		9,207,770		14,501,635		10,473,517
Glass and glassware.....		2,173,193		2,805,401		3,246,391
Glucose and grape sugar..... lbs	112,224,504	2,346,089	149,820,088	3,415,220	181,963,046	3,395,383
Grease and soap stock.....		4,814,901		4,612,426		5,177,581
Hair and manufactures of.....		988,749		1,142,845		1,274,345
Hay..... tons	64,641	1,147,753	55,007	1,070,907	53,223	1,032,591

EXPORTS OF DOMESTIC MERCHANDISE.—CONTINUED.

ARTICLES EXPORTED.	1909.		1910.		1911.	
	Quant's.	Values.	Quant's.	Values.	Quant's.	Values.
Hides and skins other than furs.....lbs	12,858,975	\$1,271,190	14,635,075	\$1,738,216	44,594,295	\$4,802,637
Hops.....lbs	10,446,884	1,271,629	10,589,254	2,032,140	13,104,774	2,130,972
India rubber, manufactures of.....		7,432,832		10,175,034		12,452,562
Instruments, scientific, etc.....		8,927,294		12,535,643		12,421,512
Iron and steel (except ore).....		144,951,357		179,133,186		230,725,351
Jewelry.....		1,259,790		1,444,889		1,902,502
Lamps, chandeliers, etc.....		1,715,939		2,273,855		2,661,702
Leather and manufactures of.....		42,974,795		52,646,755		53,673,057
Marble and stone.....		1,195,759		1,447,989		1,750,878
Meat and dairy products—Beef, canned.....lbs		14,836,532		16,804,596		10,824,504
Beef, fresh.....lbs		122,952,671		123,638,594		42,510,731
Beef, cured.....lbs		44,789,063		3,472,367		40,283,749
Tallow.....lbs		63,332,767		3,000,366		29,813,154
Bacon.....lbs		244,578,074		25,920,490		156,675,810
Hams.....lbs		212,170,224		23,526,307		157,700,316
Pork, canned.....lbs		5,759,930		2,602,193		4,010,862
Pork, fresh.....lbs		9,555,315		998,025		1,355,378
Pork, pickled.....lbs		52,354,980		4,599,431		4,944,448
Lard.....lbs		528,722,493		52,712,569		476,107,857
Lard compounds.....lbs		75,183,193		6,115,907		73,751,400
Mutton.....lbs		1,438,674		14,654		2,160,259
Oil and oil and comargarine.....lbs		182,874,304		19,420,376		14,067,221
Poultry and game.....lbs		848,404		129,510,307		182,491,815
Sausage and sausage meats.....lbs		8,538,058		997,655		584,544
Sausage casings.....lbs				5,072,255		6,051,541
Other meat products—Canned.....lbs				3,520,191		38,078,829
All other.....		1,060,222		1,060,031		1,180,123
Butter.....lbs		5,981,265		1,783,331		1,197,732
Cheese.....lbs		6,822,842		2,128,210		1,059,432
Milk, condensed.....lbs		1,375,104		837,091		1,288,279
Total meat and dairy products.....		1,375,104		33,300,518		1,023,633
Musical instruments.....		166,521,949		160,632,783		149,889,737
Naval stores (rosin, tar, etc.).....		2,619,772		3,182,343		3,471,401
Nickel, oxide and matte.....lbs		15,101,147		18,681,962		25,022,720
Oil cake and meal.....lbs		10,013,776		3,385,174		6,004,414
Oil—Animal.....gals		1,969,748,776		25,836,134		19,251,012
Oil—Mineral.....gals		1,170,124		1,341,514,290		1,447,656,478
Vegetable.....gals		1,361,671,336		689,003		903,001
Paints, pigments and colors.....				2,216,713		1,181,630
Paper and manufactures of.....				15,946,067,984		16,615,540,746
Paraffin and paraffin wax.....lbs				16,479,301		98,115,516
Photographic goods.....				4,726,565		19,805,232
Seeds.....				3,959,890		6,294,746
Silk, manufactures of.....				14,014,584		16,083,271
Soap.....				3,706,383		3,720,652
Spirits—Malt liquors.....gals				1,194,500		218,592,330
Distilled.....				4,184,716		7,142,806
Wines.....				5,256,623		7,378,736
Sugar and molasses.....lbs				847,894		7,142,806
Tobacco—Unmanufactured.....lbs				3,472,431		2,475,546
Manufactured.....				1,010,787		1,538,543
Toys.....				1,853,967		1,046,981
Vegetables.....				1,637,630		1,075,559
Wood and manufactures of.....				201,418		1,885,491
Wool and manufactures of.....				33,228,278		518,595
Zinc and manufactures of.....				780,155		3,157,592
Total value exports of domestic merchandise*.....				5,468,502		4,350,005
Total value exports of foreign merchandise.....				30,902,900		39,255,320
Total value exports except gold and silver.....				35,279,637		43,833,684
				4,701,617		1,013,104
				1,098,137		5,545,991
				3,700,466		92,255,951
				67,867,432		2,293,473
				1,976,697		1,781,701
				1,470,661		
				1,638,355,593		1,710,083,998
				24,655,511		35,771,174
				1,663,011,104		1,744,984,720

*Including articles not specified in above table.

DUTIES COLLECTED ON IMPORTS, 1908, 1909, 1910.

Articles.	1908.			1909.			1910.		
	Articles.	1908.	1909.	Articles.	1908.	1909.	Articles.	1908.	1910.
On principal articles or groups of articles imported into the United States for consumption.									
Animals.....	\$660,115	\$686,969	\$1,036,098	Spirits, distilled.....	\$7,686,984	\$8,805,226	\$9,115,898		
Breadstuffs.....	1,738,112	2,690,797	2,410,461	Wines.....	5,185,373	5,050,118	6,462,235		
Chemicals.....	6,703,211	7,360,396	7,236,631	Oils.....	2,319,534	2,319,909	2,433,309		
Cotton*.....	34,599,772	33,060,402	38,077,844	Paints.....	521,702	521,399	587,992		
Earthenware.....	7,708,893	5,922,309	6,547,378	Paper*.....	2,924,958	2,875,092	4,040,841		
Fibers†.....	372,244	366,708	481,014	Ice.....	1,542,639	1,642,929	1,458,307		
Fibers‡.....	18,241,668	18,071,454	21,942,092	Silk*.....	16,493,078	16,186,131	17,665,994		
Fish.....	1,818,565	1,968,657	2,223,323	Sugar.....	50,162,157	56,406,484	53,098,071		
Fruits.....	7,720,237	8,173,136	8,428,437	Tobacco*.....	22,160,096	23,269,458	24,124,239		
Furs.....	1,342,548	1,995,337	2,641,112	Toys.....	2,515,618	1,701,002	2,230,039		
Glass*.....	3,285,921	2,614,745	3,343,248	Vegetables.....	2,722,852	4,965,805	2,550,843		
Iron and steel*.....	9,331,328	8,216,063	12,375,286	Wood*.....	4,059,882	4,033,289	4,349,911		
Jewelry.....	1,813,267	2,987,962	5,026,570	Wool†.....	11,420,511	17,082,990	21,128,729		
Leather*.....	4,506,444	4,966,474	5,345,755	Wool‡.....	17,424,734	16,728,828	20,771,964		
Malt liquors.....	1,823,977	1,791,770	2,027,254						
Meat, dairy products 2,156,447		2,283,186	2,800,397						

*Including manufactures of.

†Unmanufactured.

‡Manufactured.

SUMMARY OF IMPORTS AND EXPORTS OF MERCHANDISE.

Fiscal years ended June 30.

GROUPS.	1909.		1910.		1911.	
	Dollars.	Per ct.	Dollars.	Per ct.	Dollars.	Per ct.
IMPORTS.						
Free of duty—Foodstuffs in crude condition and food animals.....	131,620,840	21.95	113,681,442	15.05	147,268,357	18.95
Foodstuffs partly or wholly manufactured.....	5,177,207	.86	9,300,612	1.24	12,488,889	1.61
Crude materials for use in manufacturing.....	329,067,111	54.89	436,257,101	57.76	402,224,822	51.77
Manufactures for further use in manufacturing.....	95,078,909	15.86	123,295,107	16.32	141,443,084	18.20
Manufactures ready for consumption.....	32,722,571	5.46	64,848,377	8.61	64,475,220	8.30
Miscellaneous.....	5,800,001	.98	7,039,757	1.02	9,103,087	1.17
Total free of duty.....	599,556,639	100.00	755,311,396	100.00	776,972,459	100.00
Dutiable—Foodstuffs in crude condition, and food animals.....	32,489,834	4.56	31,005,194	3.88	30,988,457	4.13
Foodstuffs partly or wholly manufactured.....	160,523,713	22.54	172,175,940	21.43	160,025,464	21.33
Crude materials for use in manufacturing.....	122,292,148	17.17	130,013,639	16.22	109,509,492	14.60
Manufactures for further use in manufacturing.....	127,022,713	17.83	161,843,268	20.19	142,482,663	18.99
Manufactures ready for consumption.....	266,383,664	37.39	302,729,890	37.76	303,005,250	40.32
Miscellaneous.....	3,651,513	.51	3,778,055	.47	4,242,330	.56
Total dutiable.....	712,363,585	100.00	801,636,034	100.00	750,253,646	100.00
Free and dutiable—Foodstuffs in crude condition, and food animals.....	164,110,674	12.51	144,776,636	9.30	178,226,814	11.67
Foodstuffs partly or wholly manufactured.....	165,700,920	12.63	181,595,572	11.66	172,514,353	11.29
Crude materials for use in manufacturing.....	451,359,259	34.40	566,270,770	36.37	511,734,254	33.50
Manufactures for further use in manufacturing.....	222,101,622	16.94	285,138,373	18.31	283,924,747	18.60
Manufactures ready for consumption.....	299,106,235	22.80	367,723,367	23.62	367,490,470	24.07
Miscellaneous.....	9,541,514	.72	11,471,712	.74	13,845,467	.87
Total imports of merchandise.....	1,311,920,224	100.00	1,566,947,430	100.00	1,527,226,105	100.00
Per cent of free.....			45.70			50.87
Duties collected from customs.....	300,711,934		333,683,445		313,846,269	
Remaining in warehouse at the end of the month.....						
EXPORTS.						
Domestic—Foodstuffs in crude condition, and food animals.....	135,693,409	8.28	109,828,320	6.43	103,298,888	5.13
Foodstuffs partly or wholly manufactured.....	302,555,341	18.47	259,259,654	15.16	281,291,138	13.97
Crude materials for use in manufacturing.....	520,907,436	31.80	565,934,957	33.09	711,367,723	35.33
Manufactures for further use in manufacturing.....	231,186,607	14.11	267,765,916	15.66	309,197,442	15.35
Manufactures ready for consumption.....	440,229,407	26.87	499,215,329	29.19	600,765,222	29.84
Miscellaneous.....	7,783,393	.47	8,079,822	.47	7,623,612	.38
Total domestic.....	1,638,355,563	100.00	1,710,683,998	100.00	2,013,549,025	100.00
Foreign—Free of duty.....	11,664,525	47.80	20,845,498	59.73	20,201,089	56.48
Dutiable.....	12,990,986	62.70	14,055,224	40.27	15,570,985	43.52
Total foreign.....	24,655,511	100.00	34,900,722	100.00	35,771,174	100.00
Total exports.....	1,663,011,104		1,744,984,720		2,049,320,199	
Excess of { imports.....	351,000,880		188,007,200		522,094,004	
{ exports.....	2,974,931,528		3,301,932,150		3,576,546,304	

GOLD AND SILVER.

TONNAGE.

METAL.	1910.		1911.		VESSELS.		1910.		1911.	
	1910.	1911.	1910.	1911.	Entered—Sailing.....	Steam.....	Entered—Sailing.....	Steam.....		
Gold—Imports.....	\$43,339,905	\$73,607,013	Entered—Sailing.....	2,568,373	2,421,955					
Exports.....	118,563,215	22,509,653	Steam.....	37,677,433	40,189,768					
Silver—Imports.....	45,217,194	45,937,249	Cleared—Sailing.....	2,602,751	2,491,570					
Exports.....	55,286,861	64,749,958	Steam.....	37,103,107	39,945,577					

IMPORTS AND EXPORTS OF DOMESTIC AND FOREIGN MERCHANDISE BY CONTINENTS (1903-1911).

Fiscal years ended June 30.

CONTINENT.	1903.	1904.	1905.	1906.	1907.	1908.	1909.	1910.	1911.
Imports—Europe.....	\$547,226,887	\$498,073,739	\$540,730,921	\$633,282,184	\$747,291,255	\$908,014,147	\$854,322,018	\$806,271,136	\$768,167,700
North America.....	188,778,475	188,778,452	227,229,145	235,364,719	263,576,349	238,815,398	253,964,210	306,767,436	305,436,793
South America.....	107,428,323	120,364,113	150,735,800	140,422,876	160,168,537	124,968,890	163,878,724	196,164,786	182,623,570
Asia and Oceania.....	163,745,901	163,830,151	187,371,412	204,865,329	242,260,830	205,222,432	224,610,035	231,126,597	243,724,182
Africa.....	12,581,651	9,426,776	11,943,622	12,628,735	21,127,464	16,230,675	15,108,627	17,489,739	27,213,630
Total.....	1,025,719,237	991,087,371	1,117,519,761	1,226,563,843	1,434,241,425	1,194,317,732	1,311,920,224	1,557,819,888	1,527,226,105
Exports—Europe.....	1,029,256,657	1,067,930,011	1,020,972,641	1,200,179,235	1,298,452,830	1,288,901,151	1,146,753,321	1,135,914,551	1,308,257,573
North America.....	215,482,709	234,909,939	260,570,235	308,381,939	349,840,641	324,674,630	309,475,694	385,520,009	457,059,179
South America.....	41,137,872	50,755,927	56,894,131	75,159,781	82,157,174	83,563,919	76,561,680	93,246,520	108,894,894
Asia and Oceania.....	95,827,528	93,002,028	161,584,056	140,681,154	133,889,857	143,574,047	113,182,975	111,751,900	151,489,741
Africa.....	38,436,833	24,230,126	18,540,603	19,562,361	16,511,026	20,340,565	17,035,434	18,551,380	23,600,007
Total.....	1,420,146,779	1,460,827,271	1,518,561,666	1,743,864,500	1,880,651,078	1,860,773,346	1,635,011,104	1,744,984,720	2,049,320,199

VALUE OF IMPORTS AND EXPORTS OF MERCHANDISE BY COUNTRIES.

Fiscal years 1909-1911.

COUNTRY.	IMPORTS.			EXPORTS.		
	1909.	1910.	1911.	1909.	1910.	1911.
Europe—Austria-Hungary.....	\$15,496,587	\$17,408,910	\$16,958,099	\$14,226,703	\$14,962,781	\$19,514,787
Azores and Madeira Islands.....	55,720	86,875	188,994	106,100	184,234	174,943
Belgium.....	27,393,918	40,089,261	37,084,743	45,093,003	41,116,585	45,016,622
Bulgaria.....	190,825	385,697	284,254	92,887	128,111	69,708
Denmark.....	1,625,406	2,198,394	1,712,690	17,522,113	13,644,905	13,196,956
Finland.....			190,055			2,216,482
France.....	108,387,337	132,393,346	115,414,784	108,764,262	117,697,466	135,271,648
Germany.....	145,525,828	168,805,137	163,242,500	235,334,140	249,555,926	287,495,814
Gibraltar.....	19,004	9,494	6,824	491,888	228,019	328,909
Greece.....	2,382,202	2,643,005	3,133,409	1,237,297	429,670	627,320
Iceland and Faroe Islands.....	63,210	140,231	53	28,982	3,106	5,569
Italy.....	49,287,894	49,868,367	47,334,809	58,509,595	53,467,053	60,580,766
Malta, Gozo, etc.....	10,352	16,351	14,427	608,280	296,009	231,037
Netherlands.....	26,066,936	31,713,766	32,926,492	95,012,366	84,944,878	96,103,376
Norway.....	4,645,009	6,551,985	8,009,490	5,806,115	5,949,530	7,356,405
Portugal.....	6,240,562	5,607,733	7,015,358	3,901,605	3,223,885	2,623,910
Roumania.....	9,340	36,131	723,597	647,045	479,364	964,368
Russia in Europe.....	11,051,571	16,196,154	11,004,164	15,633,175	16,789,930	23,524,267
Serbia.....	531,691	1,067,008	574,141	5,310	4,273	13,058
Spain.....	14,077,064	15,453,278	19,781,998	19,679,003	18,964,403	25,064,916
Sweden.....	4,486,142	6,830,477	8,532,422	6,731,304	5,991,896	7,973,820
Switzerland.....	23,851,492	25,209,250	25,652,299	750,736	756,770	704,808
Turkey in Europe.....	6,336,408	5,689,709	7,540,440	1,836,249	1,613,168	2,536,141
United Kingdom.....	208,612,758	271,029,772	261,289,706	514,627,365	505,552,871	576,613,974
Total Europe.....	654,322,918	806,270,280	768,167,660	1,146,755,321	1,135,914,551	1,308,275,778
North America—Bermuda.....	477,705	591,253	599,510	1,163,626	1,323,959	1,357,631
British Honduras.....	848,925	1,036,409	1,184,373	1,081,898	1,211,852	1,562,588
Canada.....	79,317,055	95,128,310	100,803,418	103,448,656	215,900,021	269,800,013
Central American States—Costa Rica.....	2,709,994	3,641,298	4,838,416	2,307,006	3,050,510	3,473,576
Guatemala.....	1,648,489	1,832,324	2,562,488	1,706,156	1,959,246	2,431,769
Honduras.....	1,200,752	2,012,225	2,657,000	1,499,632	1,605,493	2,126,014
Nicaragua.....	1,054,811	1,321,767	1,442,269	1,355,287	1,690,792	2,475,792
Panama.....	1,676,994	2,229,189	3,506,735	16,797,530	20,596,371	20,867,919
Salvador.....	970,137	1,176,393	1,463,732	1,462,135	1,316,957	2,100,713
Total Central American States.....	11,661,177	12,213,196	16,470,789	25,127,836	30,219,369	33,475,588
Greenland.....			12,800			
Mexico.....	47,712,214	58,795,943	57,450,111	49,769,323	58,193,704	61,281,715
Miquelon, Langley, etc.....	1,551	12,655	6,967	34,311	39,246	67,200
Newfoundland and Labrador.....	1,148,075	1,229,688	1,380,955	3,939,643	4,074,802	4,004,982
West Indies—British.....	11,410,019	11,154,683	12,258,580	11,715,654	11,277,963	11,873,400
Danish.....	221,457	403,996	185,117	638,681	749,174	810,537
Dutch.....	249,823	364,589	353,256	635,827	658,146	768,802
French.....	49,809	43,232	25,257	1,411,204	1,318,224	1,578,181
Cuba.....	96,722,196	132,528,037	110,309,468	43,913,356	52,858,758	60,700,062
Haiti.....	525,947	790,579	813,713	3,937,359	4,498,449	5,358,761
Santo Domingo.....	3,658,880	2,462,716	3,632,453	2,579,320	3,106,402	3,203,329
Total West Indies.....	112,833,218	137,729,672	127,527,844	64,886,401	74,467,116	84,904,072
Total North America.....	253,909,920	300,707,486	305,436,793	309,475,694	385,520,069	457,059,179
South America—Argentina.....	22,320,182	33,663,264	39,009,732	33,712,506	40,694,941	43,918,511
Bolivia.....	138	189	327	792,691	603,721	691,626
Brazil.....	98,053,229	108,154,491	100,967,184	17,527,632	22,897,890	27,240,146
Chile.....	18,712,373	20,921,326	19,941,000	5,495,286	8,304,245	12,044,578
Colombia.....	7,445,344	7,445,344	8,934,480	3,659,070	3,979,886	4,903,894
Ecuador.....	2,730,372	2,859,714	3,628,806	1,849,657	2,215,951	2,233,539
Falkland Islands.....	1,499			1,433	1,142	1,398
Guiana—British.....	791,349	567,793	473,050	2,009,988	1,884,331	1,850,867
Dutch.....	865,743	925,782	999,221	612,087	685,889	722,853
French.....	39,728	21,171	31,438	371,615	300,273	287,034
Paraguay.....	16,777	29,170	34,516	52,268	61,142	86,998
Peru.....	6,356,544	7,621,497	9,314,030	4,557,864	4,548,053	5,597,123
Uruguay.....	3,726,877	7,419,896	1,613,736	3,390,315	4,272,145	5,371,711
Venezuela.....	8,315,009	6,701,352	7,655,256	2,568,211	2,797,210	3,171,620
Total South America.....	163,878,721	196,164,736	182,623,750	75,561,680	93,246,820	108,894,894
Asia—Aden.....	1,768,945	2,008,220	1,629,631	1,446,670	531,784	1,136,942
Chinese empire.....	28,798,723	29,990,370	34,227,503	19,420,024	16,320,612	19,287,836
China (leased territory)—British.....	19,819	36,146			3,492	
French.....		6,442			65,030	188,711
German.....	624,038	1,244,360	914,830	323,615	845,551	357,988
Japanese.....	142	20,610	137,151	205,294	235,708	388,542
Total China.....	29,442,722	31,297,928	35,280,084	19,948,933	16,970,453	20,228,077
East Indies—British India.....	49,517,347	45,300,268	43,932,047	8,372,137	7,581,253	9,414,203
Straits Settlements.....	15,719,858	18,654,702	19,958,513	1,590,431	1,709,045	2,143,242
Other British.....	4,640,691	6,773,643	8,723,264	293,062	204,738	380,351
Total British.....	63,907,896	70,728,613	72,633,824	10,255,630	9,485,016	11,937,796
Dutch.....	22,967,601	10,651,935	9,934,163	2,622,908	2,241,225	3,213,598
French.....			87			255,944
Hongkong.....	1,769,019	2,331,773	2,718,315	7,267,802	6,467,105	7,756,188
Japan.....	70,382,722	66,398,732	78,527,490	26,601,610	21,957,810	36,791,400
Korea.....	2,451,879	2,451,879	328,170	328,170	442,670	1,144,533
Persia.....	345,250	683,371	1,055,008	1,150	509,178	21,899
Russia, Asiatic.....	793,945	1,181,058	1,199,298	1,635,734	1,039,881	1,179,782
Siam.....	121,988	125,882	75,306	364,029	286,200	370,348

VALUE OF IMPORTS AND EXPORTS BY COUNTRIES.—CONTINUED.

COUNTRY.	IMPORTS.			EXPORTS.		
	1909.	1910.	1911.	1909.	1910.	1911.
Turkey in Asia.....	\$6,085,660	\$7,664,132	\$10,150,372	\$621,896	\$744,504	\$1,403,912
Other Asia.....		3,495			145	
Total Asia.....	197,548,027	198,155,344	213,449,750	71,792,187	80,681,813	85,422,428
Oceania—British Oceania:						
Australia and Tasmania.....	13,973,219	14,506,764	9,102,868	24,077,200	27,696,557	37,524,586
New Zealand.....	2,847,655	4,108,125	2,676,870	5,463,547	5,577,088	7,555,962
Other British.....	107,216	165,321	14,706	130,596	122,987	506,842
Total British Oceania.....	16,928,090	19,140,210	11,794,504	29,671,373	33,396,632	45,586,548
French Oceania.....	669,036	603,418	1,017,478	397,740	544,436	643,764
German Oceania.....	30,896	38,270	62,072	132,234	116,374	113,546
Philippine Islands.....	9,433,986	17,317,897	17,400,398	11,189,441	16,832,645	19,723,113
Total Oceania.....	27,062,008	37,069,795	30,274,452	41,390,788	50,800,087	66,067,313
Africa—Abyssinia.....				342		
Belgian Congo.....	17,782			3,130	26,339	6,740
British Africa—West.....	196,185	227,108	212,155	1,997,245	2,241,448	2,041,998
South.....	1,689,570	2,178,714	2,160,342	7,298,954	9,614,406	12,842,442
East.....	856,613	803,612	1,184,191	515,441	601,183	639,517
Total British Africa.....	2,742,368	3,208,894	3,556,688	9,811,640	12,456,987	15,523,952
Canary Islands.....	80,642	125,958	95,121	386,468	284,749	683,626
French Africa.....	549,513	726,970	672,851	1,609,083	1,275,939	1,454,455
German Africa.....	208,302	433,098	536,274	160,149	200,465	239,456
Italian Africa.....				1,845	3,688	2,161
Liberia.....	73	212	745	56,165	84,969	108,161
Madagascar.....	4,378	6,626	61,575	16,640	7,731	14,294
Morocco.....	192,017	475,215	296,229	62,101	60,373	42,207
Portuguese Africa.....	106,061	239,996	250,036	3,611,167	3,138,775	3,895,737
Spanish Africa.....				22,897		20,422
Turkey in Africa—Egypt.....	11,200,841	12,176,104	21,674,639	1,293,807	82,545	2,114,596
Tripoli.....	6,650	86,932	69,448			
Total Africa.....	15,108,627	17,489,739	27,213,620	17,035,434	18,531,380	23,600,607
Grand total.....	1,311,920,224	1,556,947,430	1,927,226,105	1,663,011,104	1,749,984,720	2,049,320,199

TOTAL VALUE OF IMPORTS AND EXPORTS INTO AND FROM THE UNITED STATES.

From Oct. 1, 1910, to June 30, 1911.

FISCAL YEAR.*	MERCHANDISE.			SPECIE.		MISE. AND SPECIE COMBINED.		
	Imports.	Exports.	Exc'ss of imports (rom.) or exports (italics).	Imports, gold and silver.	Exports, gold and silver.	Total imports.	Total exports.	Excess of imports (rom.) or exports (italics).
1790.....	\$23,000,000	\$20,205,156	\$2,794,844			\$23,000,000	\$20,205,156	\$2,794,844
1791.....	29,200,000	19,012,041	10,187,959			29,200,000	19,012,041	10,187,959
1792.....	31,600,000	20,753,098	10,746,902			31,600,000	20,753,098	10,746,902
1793.....	31,100,000	26,109,572	4,990,428			31,100,000	26,109,572	4,990,428
1794.....	34,600,000	33,043,725	1,556,275			34,600,000	33,043,725	1,556,275
1795.....	69,756,268	47,989,872	21,766,396			69,756,268	47,989,872	21,766,396
1796.....	81,436,164	58,574,625	22,861,539			81,436,164	58,574,625	22,861,539
1797.....	75,379,406	51,294,710	24,084,696			75,379,406	51,294,710	24,084,696
1798.....	68,551,700	61,327,411	7,224,289			68,551,700	61,327,411	7,224,289
1799.....	79,069,148	78,665,522	403,626			79,069,148	78,665,522	403,626
1800.....	91,252,768	70,971,780	20,280,988			91,252,768	70,971,780	20,280,988
1801.....	111,315,513	69,020,513	42,295,000			111,315,513	69,020,513	42,295,000
1802.....	75,333,333	71,957,144	4,376,189			75,333,333	71,957,144	4,376,189
1803.....	64,668,666	65,800,033	8,866,633			64,668,666	65,800,033	8,866,633
1804.....	85,000,000	77,069,074	7,930,926			85,000,000	77,069,074	7,930,926
1805.....	120,600,000	95,566,021	25,033,979			120,600,000	95,566,021	25,033,979
1806.....	129,410,000	101,536,963	27,873,037			129,410,000	101,536,963	27,873,037
1807.....	138,500,000	108,343,150	30,156,850			138,500,000	108,343,150	30,156,850
1808.....	56,900,000	22,430,960	34,559,040			56,900,000	22,430,960	34,559,040
1809.....	59,400,000	52,203,233	7,196,767			59,400,000	52,203,233	7,196,767
1810.....	85,400,000	66,757,970	18,642,030			85,400,000	66,757,970	18,642,030
1811.....	53,400,000	61,316,832	7,916,832			53,400,000	61,316,832	7,916,832
1812.....	77,000,000	38,527,236	38,527,236			77,000,000	38,527,236	38,502,704
1813.....	29,000,000	27,836,017	6,851,017			29,000,000	27,836,017	6,851,017
1814.....	12,965,000	6,927,441	6,037,559			12,965,000	6,927,441	6,037,559
1815.....	118,041,274	52,557,753	60,483,521			118,041,274	52,557,753	60,483,521
1816.....	147,103,000	81,920,052	65,182,948			147,103,000	81,920,052	65,182,948
1817.....	99,250,000	87,671,569	11,578,431			99,250,000	87,671,569	11,578,431
1818.....	121,750,000	93,281,133	28,468,867			121,750,000	93,281,133	28,468,867
1819.....	87,125,000	70,142,521	16,982,479			87,125,000	70,142,521	16,982,479
1820.....	74,450,000	69,091,689	4,758,311			74,450,000	69,091,689	4,758,311
1821.....	54,520,834	54,566,323	75,489	\$8,094,830	\$10,473,059	62,615,734	65,074,382	2,458,648
1822.....	79,871,035	61,350,101	18,521,934	\$3,363,846	10,510,130	83,241,541	72,100,251	11,141,290
1823.....	72,451,371	68,326,043	4,125,328	5,097,393	6,372,387	77,548,764	74,698,690	2,850,074
1824.....	2,163,172	68,972,105	3,197,067	8,373,970	7,014,552	80,548,142	75,986,857	4,561,285
1825.....	90,189,310	90,738,333	549,023	6,150,765	8,797,055	96,340,075	99,535,388	3,195,313
1826.....	78,095,511	72,890,789	5,202,722	6,890,966	4,704,563	84,974,477	77,695,352	7,279,125
1827.....	71,382,938	74,309,947	2,977,009	8,151,130	8,014,880	79,484,068	82,324,827	2,840,759
1828.....	81,020,063	64,021,210	16,998,873	7,489,741	8,243,476	88,509,824	72,264,686	16,245,138
1829.....	67,083,915	67,434,651	345,736	7,403,612	4,294,020	74,492,527	72,358,671	2,133,856
1830.....	62,720,956	71,670,735	8,949,779	8,155,964	2,178,773	70,876,920	73,840,506	2,972,586

TOTAL VALUE OF IMPORTS AND EXPORTS.—CONTINUED.

Table with columns: FISCAL YEAR*, MERCHANDISE (Imports, Exports, Excess of imports), SPECIE (Imports, Exports), MDSE AND SPECIE COMBINED (Total Imports, Total Exports, Excess of imports). Rows list years from 1831 to 1911.

*Fiscal year ended Sept. 30 prior to 1843; since that date ended June 30.

NOTE—Merchandise and specie are combined in showing the total inward and outward movement of the columns at right of table for the purpose of showing the total value of exports.

AGRICULTURAL STATISTICS.
WHEAT CROP OF COUNTRIES NAMED (1904-1910).

COUNTRY.	1904.	1905.	1906.	1907.	1908.	1909.	1910.
	Bushels.	Bushels.	Bushels.	Bushels.	Bushels.	Bushels.	Bushels.
United States.....	552,400,000	692,979,000	735,261,000	634,087,000	664,602,000	737,139,000	695,443,000
Canada.....							
New Brunswick.....	371,000	405,000	407,000	411,000	349,000	395,000	371,000
Ontario.....	13,030,000	21,517,000	22,109,000	18,019,000	18,057,000	16,267,000	17,805,000
Manitoba.....	40,397,000	55,761,000	61,250,000	39,688,000	50,269,000	52,706,000	41,159,000
Saskatchewan.....	16,447,000	26,107,000	37,040,000	27,632,000	34,742,000	35,197,000	31,133,000
Alberta.....	968,000	2,307,000	3,896,000	4,194,000	6,842,000	9,579,000	6,595,000
Other.....	3,000,000	3,000,000	3,000,000	2,687,000	2,175,000	2,605,000	2,923,000
Total Canada.....	74,213,000	109,097,000	127,772,000	92,691,000	112,434,000	166,744,000	149,990,000
Mexico.....	9,393,000	9,710,000	8,000,000	9,000,000	8,000,000	8,000,000	10,000,000
Total North America.....	636,006,000	811,786,000	871,033,000	735,778,000	785,836,000	911,933,000	855,433,000
Argentina.....	129,672,000	150,745,000	134,931,000	155,993,000	192,489,000	161,672,000	131,010,000
Chile.....	17,948,000	12,089,000	12,157,000	15,776,000	18,915,000	20,000,000	23,515,000
Uruguay.....	7,000,000	7,565,000	4,606,000	6,867,000	7,430,000	8,000,000	9,000,000
Total South America.....	154,620,000	170,399,000	151,694,000	178,636,000	218,834,000	189,672,000	163,525,000
Austria-Hungary:							
Austria.....	53,734,000	54,531,000	58,255,000	52,369,000	62,129,000	58,468,000	57,688,000
Hungary proper.....	137,073,000	157,514,000	149,409,000	120,509,000	152,205,000	113,352,000	114,789,000
Croatia-Slavonia.....	9,841,000	13,077,000	10,351,000	10,170,000	13,220,000	11,622,000	13,489,000
Bosnia-Herzegovina.....	3,753,000	3,016,000	2,633,000	2,169,000	3,053,000	2,594,000	2,369,000
Total Austria-Hungary.....	204,406,000	228,138,000	268,708,000	185,217,000	230,577,000	186,076,000	258,905,000
Belgium.....	13,817,000	12,401,000	12,964,000	15,835,000	13,963,000	15,506,000	13,000,000
Bulgaria.....	42,242,000	34,949,000	30,104,000	23,545,000	36,494,000	37,000,000	49,125,000
Denmark.....	4,302,000	4,067,000	4,151,000	4,343,000	4,318,000	4,000,000	4,225,000
Finland.....	133,000	1,200,000	150,000	135,000	135,000	135,000	135,000
France.....	298,826,000	335,453,000	324,919,000	376,909,000	317,765,000	356,574,000	268,364,000
Germany.....	139,803,000	135,947,000	144,754,000	127,843,000	138,442,000	138,000,000	141,884,000
Greece.....	8,000,000	8,000,000	8,000,000	8,000,000	8,000,000	8,000,000	7,000,000
Italy.....	167,635,000	160,504,000	176,464,000	177,543,000	152,236,000	164,587,000	153,337,000
Montenegro.....	200,000	200,000	200,000	200,000	200,000	200,000	200,000
Netherlands.....	4,423,000	5,078,000	4,942,000	5,325,000	5,121,000	5,000,000	4,324,000
Norway.....	212,000	329,000	303,000	290,000	383,000	316,000	294,000
Portugal.....	9,000,000	5,000,000	9,000,000	6,000,000	5,000,000	5,000,000	6,000,000
Romania.....	53,738,000	103,328,000	113,867,000	42,257,000	54,813,000	56,751,000	110,761,000
Russia:							
Russia proper.....	519,964,000	451,327,000	344,765,000	340,416,000	383,016,000	586,819,000
Poland.....	21,241,000	20,239,000	21,752,000	18,173,000	21,182,000	21,194,000
Northern Caucasia.....	81,050,000	96,708,000	85,046,000	79,184,000	84,964,000	103,465,000
Total Russia (European).....	622,255,000	568,274,000	450,963,000	437,773,000	489,162,000	711,478,000	689,413,000
Serbia.....	11,676,000	11,280,000	13,211,000	8,375,000	11,495,000	13,000,000	10,000,000
Spain.....	95,377,000	92,504,000	140,656,000	100,331,000	119,970,000	144,105,000	137,443,000
Sweden.....	5,135,000	5,529,000	6,650,000	5,933,000	6,756,000	6,978,000	7,450,000
Switzerland.....	4,000,000	4,000,000	4,000,000	4,000,000	3,527,000	3,568,000	3,417,000
Turkey (European).....	23,000,000	20,000,000	25,000,000	18,000,000	25,000,000	30,000,000	30,000,000
United Kingdom: Great Britain.....							
England.....	35,624,000	57,424,000	57,583,000	63,855,000	51,371,000	60,241,000	55,067,000
Scotland.....	1,489,000	2,130,000	2,063,000	1,953,000	1,854,000	2,111,000	2,088,000
Wales.....	919,000	1,204,000	1,308,000	1,138,000	966,000	1,147,000	1,146,000
Ireland.....	1,040,000	1,430,000	1,527,000	1,367,000	1,428,000	1,809,000	1,716,000
Total united kingdom.....	39,082,000	62,188,000	62,481,000	68,313,000	55,629,000	65,308,000	60,017,000
Total Europe.....	1,747,262,000	1,797,326,000	1,810,550,000	1,606,603,000	1,678,938,000	1,951,583,000	1,965,300,000
British India.....	359,936,000	283,063,000	319,952,000	317,023,000	227,983,000	283,360,000	357,941,000
Cyprus.....	2,178,000	2,441,000	2,410,000	2,636,000	2,601,000	2,600,000	2,600,000
Japanese empire:							
Japan.....	19,754,000	18,437,000	20,282,000	22,795,000	22,587,000	22,035,000	20,123,000
Formosa.....	190,000	200,000	178,000	200,000	200,000	200,000	200,000
Total Japanese empire.....	19,944,000	18,637,000	20,460,000	22,995,000	22,787,000	22,235,000	20,323,000
Persia.....	16,000,000	16,000,000	16,000,000	16,000,000	16,000,000	16,000,000	16,000,000
Russia:							
Central Asia.....	12,822,000	25,491,000	11,486,000	27,085,000	21,416,000	26,429,000
Siberia.....	31,580,000	42,411,000	45,833,000	45,771,000	55,755,000	45,269,000
Transcaucasia.....	82,000	109,000	108,000	63,000	65,000	94,000
Total Russia (Asiatic).....	44,484,000	68,011,000	57,427,000	72,919,000	77,237,000	71,792,000	76,282,000
Turkey (Asiatic).....	35,000,000	35,000,000	35,000,000	35,000,000	35,000,000	35,000,000	35,000,000
Total Asia.....	477,550,000	423,152,000	451,249,000	466,573,000	381,608,000	430,987,000	508,152,000
Algeria.....	25,484,000	25,579,000	34,323,000	31,261,000	30,000,000	34,769,000	39,374,000
Cape of Good Hope.....	2,000,000	2,000,000	2,000,000	2,000,000	1,916,000	2,257,000
Egypt.....	25,000,000	25,000,000	25,000,000	25,000,000	25,000,000	25,000,000	25,000,000
Natal.....	7,000	4,000	8,000	8,000	8,000	5,000
Anglo-Egyptian Sudan.....	486,000	483,000	542,000	500,000	500,000	500,000	500,000
Tunis.....	10,519,000	5,729,000	4,906,000	6,314,000	2,838,000	4,000,000	5,512,000
Union of South Africa.....	2,500,000
Total Africa.....	63,496,000	58,795,000	66,779,000	65,078,000	60,257,000	66,531,000	72,896,000

WHEAT CROP OF COUNTRIES NAMED (1904-1910).—CONTINUED.

COUNTRY.	1904.	1905.	1906.	1907.	1908.	1909.	1910.
	Bushels.	Bushels.	Bushels.	Bushels.	Bushels.	Bushels.	Bushels.
Australia:							
Queensland.....	2,514,000	2,217,000	1,173,000	1,144,000	715,000	1,241,000	1,621,000
New South Wales.....	28,196,000	16,983,000	21,391,000	22,503,000	9,444,000	15,971,000	29,431,000
Victoria.....	29,425,000	21,636,000	24,156,000	23,331,000	12,482,000	24,082,000	29,687,000
South Australia.....	13,626,000	12,454,000	20,778,000	18,017,000	19,739,000	20,069,000	25,926,000
Western Australia.....	1,935,000	2,077,000	2,381,000	2,845,000	3,018,000	2,535,000	5,779,000
Tasmania.....	792,000	818,000	801,000	672,000	665,000	825,000	819,000
Total commonwealth.....	76,488,000	56,215,000	70,680,000	68,515,000	46,063,000	64,063,000	93,263,000
New Zealand.....	8,140,000	9,411,000	7,014,000	5,732,000	5,743,000	9,049,000	8,984,000
Total Australasia.....	84,628,000	65,626,000	77,694,000	74,297,000	51,806,000	73,712,000	102,197,000
Grand total.....	3,163,562,000	3,327,084,000	3,428,998,000	3,126,965,000	3,176,479,000	3,624,418,000	3,667,494,000

CORN CROP OF COUNTRIES NAMED (1903-1909).

COUNTRY.	1903.	1904.	1905.	1906.	1907.	1908.	1909.
	Bushels.	Bushels.	Bushels.	Bushels.	Bushels.	Bushels.	Bushels.
United States.....	2,244,177,000	2,467,481,000	2,707,994,000	2,927,416,000	2,592,320,000	2,668,651,000	2,772,376,000
Canada.....	30,211,000	20,880,000	21,582,000	24,745,000	23,276,000	21,742,000	19,258,000
Mexico.....	90,879,000	88,131,000	85,000,000	70,000,000	70,000,000	100,000,000	100,000,000
Total North America.....	2,365,267,000	2,576,492,000	2,814,576,000	3,022,161,000	2,685,596,000	2,791,519,000	2,891,634,000
Argentina.....	148,948,000	175,189,000	140,708,000	194,912,000	71,768,000	136,057,000	177,155,000
Chile.....	1,118,000	1,477,000	1,244,000	840,000	1,500,000	1,344,000	1,178,000
Uruguay.....	5,289,000	3,035,000	4,417,000	3,226,000	5,359,000	6,000,000	6,671,000
Total South America.....	155,355,000	179,701,000	146,369,000	198,988,000	78,627,000	143,401,000	185,004,000
Austria-Hungary:							
Austria.....	16,056,000	12,529,000	17,293,000	18,177,000	16,599,000	15,170,000	16,102,000
Hungary proper.....	135,751,000	59,400,000	94,045,000	162,973,000	155,619,000	146,124,000	161,888,000
Croatia-Slavonia.....	23,776,000	11,364,000	18,385,000	25,589,000	17,934,000	20,536,000	21,752,000
Bosnia-Herzegovina.....	8,411,000	6,464,000	9,584,000	8,836,000	6,468,000	8,821,000	10,972,000
Total Austria-Hungary.....	183,994,000	89,757,000	139,307,000	215,675,000	196,620,000	190,651,000	210,984,000
Bulgaria.....	22,836,000	12,758,000	18,141,000	27,780,000	14,080,000	20,717,000	20,472,000
France.....	25,360,000	19,482,000	24,030,000	14,581,000	24,027,000	24,974,000	26,075,000
Italy.....	88,990,000	90,545,000	97,285,000	93,008,000	88,513,000	95,953,000	94,821,000
Portugal.....	14,060,000	15,000,000	15,000,000	11,023,000	15,000,000	15,000,000	15,000,000
Roumania.....	80,272,000	19,598,000	59,275,000	130,546,000	57,576,000	78,892,000	70,138,000
Russia:							
Russia proper.....	40,397,000	18,956,000	22,533,000	59,320,000	41,903,000	49,663,000	29,223,000
Poland.....	13,000,000	1,100,000
Northern Caucasias.....	10,067,000	6,951,000	10,738,000	11,181,000	8,860,000	11,449,000	10,375,000
Total Russia (European).....	50,464,000	25,920,000	33,331,000	70,501,000	50,764,000	61,112,000	39,598,000
Servia.....	19,479,000	9,498,000	21,431,000	27,786,000	17,691,000	21,010,000	27,558,000
Spain.....	18,759,000	21,300,000	31,880,000	18,714,000	25,372,000	20,115,000	26,433,000
Total Europe.....	504,154,000	303,858,000	439,659,000	609,614,000	489,643,000	629,424,000	630,779,000
Algeria.....	435,000	391,000	490,000	544,000	402,000	426,000	807,000
Cape of Good Hope.....	3,500,000	3,502,000	2,500,000	3,200,000	3,550,000	15,407,000
Egypt.....	30,000,000	30,000,000	30,000,000	30,000,000	35,000,000	30,000,000	30,000,000
Natal.....	1,997,000	5,282,000	4,822,000	3,345,000	2,984,000	4,593,000
Anglo-Egyptian Sudan.....	184,000	189,000	320,000	300,000	300,000	300,000	300,000
Union of South Africa.....	20,000,000
Total Africa.....	36,116,000	39,364,000	38,122,000	37,889,000	42,236,000	50,726,000	51,107,000
Australian commonwealth.....	4,987,000	9,972,000	8,374,000	8,608,000	10,493,000	8,388,000	8,908,000
New Zealand.....	627,000	547,000	506,000	553,000	419,000	519,000	736,000
Total Australasia.....	5,614,000	10,519,000	8,880,000	9,261,000	10,912,000	8,907,000	9,644,000
Grand total.....	3,066,506,000	3,109,934,000	3,447,917,000	3,877,913,000	3,307,014,000	3,523,849,000	3,668,168,000

"WORLD" CROP PRODUCTION.

Product.	[From Crop Reporter.]			years. Figures for sugar and cotton are in thousands, i. e., have 000 omitted; figures for all other products are in millions, i. e., have 000,000 omitted:			
	1909.	1908.	1907.	1905.	Av. 1905-9.	Av. 1900-4.
Wheat, bushels.....	3,633	3,176	3,127	8,429	3,008	2,614
Corn, bushels.....	3,673	3,473	3,307	3,376	3,556	2,905
Oats, bushels.....	4,296	3,557	3,578	3,532	3,695	3,329
Barley, bushels.....	1,478	1,268	1,269	1,294	1,298	1,135
Rye, bushels.....	1,737	1,588	1,438	1,432	1,558	1,605
Flaxseed, bushels.....	109	101	103	88	100	87
Potatoes, bushels.....	5,524	5,274	5,125	4,793	5,194	4,871
Sugar, tons (2,240 pounds).....	14,896	14,565	13,901	14,507	14,367	11,716
Rice, pounds.....	135,136	108,145	106,423	111,761	114,096	104,851
Cotton, bales.....	18,052	21,321	18,321	22,109	19,729	17,487
Hops, pounds.....	114	225	213	181	183	200
Coffee, pounds.....	2,920	2,323	2,745	2,570	2,541
Tobacco, pounds.....	2,595	2,555	2,418	2,322
Silk, pounds.....	53	53	49	46	49

Of the world's production of some of the important agricultural products the percentage which is produced in the United States is shown as follows:

Product.	1909.		1908.		1907.		1906.		1905-'09.		1900-'04.	
	Pct.	Pct.	Pct.	Pct.	Pct.	Pct.	Pct.	Pct.	Pct.	Pct.	Pct.	Pct.
Wheat	20.2	20.9	20.2	21.4	20.7	20.8						
Corn	75.5	76.7	78.3	75.6	76.9	74.8						
Oats	23.4	22.6	21.0	27.3	24.2	25.3						
Barley	11.5	13.1	12.1	13.8	12.4	10.1						
Rye	1.3	2.0	2.0	2.3	2.0	1.8						
Flaxseed	24.0	25.6	25.2	29.0	26.3	23.1						
Potatoes	6.8	5.2	5.8	6.4	5.8	5.6						
Sugar	5.3	5.1	5.5	4.6	5.0	4.1						
Rice	0.5	0.5	0.4	0.4	0.4	0.4						
Cotton	55.4	62.1	59.0	60.0	59.0	61.2						
Hops	34.9	17.2	25.4	33.3	25.8	22.6						
Tobacco	36.5	28.1	23.8	29.2	30.2	34.5						

OAT CROP OF THE WORLD (1910).

Country.	Bushels.	Country.	Bushels.
United States	1,126,765,000	Roumania	29,647,000
Canada	343,665,000	Russia (Eu.)	966,248,000
Mexico	17,000	Serbia	2,265,000
Austria-Hun.	226,605,000	Spain	29,615,000
Belgium	39,000,000	Sweden	75,238,000
Bulgaria	13,193,000	Un. kingdom.	193,549,000
Denmark	40,663,000	Cyprus	400,000
Finland	19,542,000	Russia (Asia)	79,743,000
France	315,133,000	Africa	22,132,000
Germany	644,287,000	Australasia	29,133,000
Italy	28,574,000		
Netherlands	20,357,000	Total	4,146,612,000
Norway	10,488,000		

RYE CROP OF THE WORLD (1910).

United States	33,032,000	Italy	5,439,000
Canada	1,544,000	Netherlands	14,817,000
Mexico	70,000	Norway	896,000
Austria	108,939,000	Roumania	7,885,000
Hungary	54,724,000	Russia (Eu.)	343,659,000
Croatia-Slav.	2,315,000	Serbia	768,000
Bosnia-Herz.	394,000	Spain	27,696,000
United States	21,000,000	Sweden	25,154,000
Bulgaria	11,724,000	Un. kingdom.	2,000,000
Denmark	19,740,000	Asia (Russia)	28,927,000
Finland	8,982,000	Australasia	232,000
France	48,212,000		
Germany	413,802,000	Total	1,675,893,000

BARLEY CROP OF THE WORLD (1910).

United States	162,227,000	Roumania	29,359,000
Canada	45,148,000	Russia (Eu.)	448,832,000
Mexico	7,000,000	Serbia	2,677,000
Austria-Hun.	129,553,000	Spain	76,308,000
Belgium	4,000,000	Sweden	14,763,000
Bulgaria	15,754,000	Un. kingdom.	66,882,000
Denmark	21,713,000	Cyprus	2,500,000
Finland	4,775,000	Jap'nese emp.	85,050,000
France	44,532,000	Russia (Asia)	10,160,000
Germany	193,380,000	Africa	58,668,000
Italy	9,453,000	Australasia	3,558,000
Netherlands	3,383,000		
Norway	2,960,000	Total	1,385,245,000

TOBACCO CROP OF THE WORLD (1909).

United States	959,357,000	Germany	62,122,000
Canada	13,373,000	Greece	18,300,000
Cuba	59,323,000	Italy	10,479,000
Guatemala	1,300,000	Netherlands	1,700,000
Mexico	34,711,000	Roumania	12,098,000
San. Domingo	32,500,000	Russia	176,953,000
Argentina	31,000,000	Serbia	1,732,000
Bolivia	3,000,000	Sweden	2,270,000
Brazil	65,678,000	Turkey	100,600,000
Chile	2,984,000	British India	450,000,000
Ecuador	143,000	Br. N. Borneo	2,319,000
Paraguay	13,000,000	D. E. Indies	116,942,000
Peru	1,500,000	Jap'nese emp.	91,845,000
Aust.-Hungary	189,652,000	Philippines	40,258,000
Belgium	18,697,000	Africa	22,227,000
Bulgaria	7,819,000	Oceania	1,348,000
Denmark	160,000		
France	50,956,000	Total	2,695,247,000

WORLD'S PRODUCTION OF COTTON FOR MILL USE.

[From report of United States census bureau, 1911.]

Country.	1910. *Bales.	1909. Bales.	1908. Bales.
United States	11,483,000	9,863,000	13,002,000
British India	3,508,000	3,773,000	2,953,000
Egypt	1,535,000	911,000	1,275,000
Itussia	930,000	720,000	846,000
China	725,000	600,000	600,000
Brazil	360,000	360,000	425,000
Peru	128,000	107,000	80,000
Mexico	135,000	125,000	140,000
Turkey	195,000	32,000	80,000
Persia	92,000	90,000	50,000
Other countries	200,000	195,000	185,000
Total	19,171,000	16,776,000	13,636,000

*Net weight bales of 500 pounds.

FLAX CROP OF THE WORLD (1909).

Country.	Seed, bu.	Fiber, lbs.
United States	25,856,000	
Canada	2,213,000	
Mexico	150,000	
South America	41,813,000	
Europe	23,849,000	1,288,282,000
Asia	13,752,000	96,402,000
Africa	10,000	
Total	107,643,000	1,384,684,000

RAW SILK PRODUCTION OF WORLD (1909).

Country.	Pounds.	Country.	Pounds.
Italy	9,372,000	Caucasus	1,191,000
France	1,486,000	Persia and Tur- kestan	1,323,000
Spain	176,000	China	16,060,000
Austria-Hungary	838,000	Japan	18,078,000
Asiatic Turkey	2,767,000	British India	518,000
Saioniki and Adrianople	694,000		
Balkan states	694,000	Total	53,351,000
Greece and Crete	154,000		

WORLD'S COTTON SPINDLES AND MILL CONSUMPTION IN 1910.

[From report of United States census bureau.]

Country.	Spindles.	Bales.*
United States—		
Cotton growing states	10,740,000	2,292,000
All other states	18,449,000	2,507,000
Europe—		
United kingdom	53,397,000	3,372,000
Germany	10,200,000	1,660,000
Russia	8,250,000	1,487,000
France	7,100,000	351,000
Austria-Hungary	4,643,000	785,000
Italy	4,200,000	753,000
Spain	1,853,000	265,000
Switzerland	1,497,000	102,000
Belgium	1,322,000	183,000
Greece	96,000	25,000
Portugal	476,000	58,000
Netherlands	426,000	74,000
Sweden	377,000	80,000
Denmark	83,000	19,000
Norway	74,000	11,000
Other European countries	100,000	60,000
British India	5,667,000	1,653,000
Japan	2,005,000	1,028,000
China	765,000	316,000
Brazil	1,000,000	370,000
Canada	855,000	119,000
Mexico	733,000	140,000
Other countries	225,000	65,000
Total	134,526,000	18,321,000

*Bales of 500 pounds each.

WORLD'S PRODUCTION OF TEXTILE FIBERS (1909).

[From report of United States census bureau.]

Country.	Cotton. Pounds.	Wool. Pounds.	Silk. Pounds.	Flax. Pounds.	Hemp. Pounds.	Jute. Pounds.
United States.....	5,157,631,000	325,000,000	1,150,000	4,000,000	10,100,000
Brazil.....	180,000,000
Argentina.....	324,731,000	26,834,000
United Kingdom.....	133,705,000	1,534,000,000	1,021,223,000
Russia.....	300,000,000	330,000,000	46,300,000	30,875,000
France.....	78,000,000	1,486,000	46,300,000	150,000,000
Italy.....	21,509,000	9,373,000	44,890,000	144,513,000
Austria-Hungary.....	41,600,000	838,000	104,332,000
Turkey.....	16,000,000	135,500,000
British India.....	1,801,000,000	50,000,000	518,000	73,764,000	2,918,000,000
Japan.....	30,135,000	18,968,000
China.....	300,000,000	42,253,000	35,697,000
Egypt.....	455,500,000	3,000,000
British South Africa.....	89,783,000
Australia.....	582,016,000
New Zealand.....	174,574,000
All other countries.....	235,000,000	305,830,000	7,001,000	51,721,000	3,748,000
Total.....	8,505,191,000	2,695,622,000	85,048,000	1,872,127,000	1,453,186,000	2,913,000,000

RICE CROP OF THE WORLD (1909).

Country.	Pounds.	Country.	Pounds.	Country.	Pounds.
United States.....	716,289,000	Ceylon.....	320,000,000	Asiatic Russia.....	363,000,000
Central America.....	9,400,000	French Indo-China.....	5,000,000,000	Siam.....	6,824,000,000
Mexico.....	69,332,000	Japanese empire.....	19,382,000,000	Straits Settlements.....	77,000,000
South America.....	402,621,000	Java and Madura.....	7,200,000,000	Africa.....	1,124,600,000
Europe.....	1,118,226,000	Korea.....	3,290,000,000	Fiji.....	3,000,000
British India.....	89,334,000,000	Philippine islands.....	1,048,000,000	Total.....	135,156,068,000

SUGAR PRODUCTION OF THE WORLD (1910-1911).

Country.	Tons.*	Country.	Tons.*	Country.	Tons.*
United States.....	1,116,000	Philippines.....	150,000	Germany.....	2,572,000
Central America.....	21,000	Africa.....	351,000	Netherlands.....	225,000
Mexico.....	170,000	Oceania.....	256,000	Russia.....	2,075,000
Cuba.....	1,900,000	Total cane sugar.....	8,522,000	Other countries.....	550,000
Other West Indies.....	323,000			Total beet sugar.....	8,575,704
South America.....	706,000			Total cane and beet.....	17,097,704
Europe (Spain).....	24,000	United States.....	510,000		
British India.....	2,100,000	Canada.....	8,704		
Formosa.....	239,000	Austria-Hungary.....	1,600,000		
Java.....	1,175,000	Belgium.....	285,000		
		France.....	760,000		

*Tons of 2,240 pounds, except beet sugar in Europe, which is in metric tons of 2,204.6 pounds.

HOP PRODUCTION OF THE WORLD (1910).

State or country.	Pounds.	State or country.	Pounds.	State or country.	Pounds.
New York.....	9,000,000	Austria-Hungary.....	38,173,000	England.....	33,900,000
California.....	13,000,000	Belgium.....	6,000,000	Total Europe.....	136,309,000
Oregon.....	18,000,000	France.....	6,653,000	Australia.....	1,459,000
Washington.....	4,000,000	Germany.....	44,995,000	New Zealand.....	749,000
Total United States.....	44,000,000	Netherlands.....	158,000	Grand total.....	182,517,000
		Russia.....	6,450,000		

CROPS OF 1910 BY STATES.

CORN.

State or territory.	Acres.	Yield, bu.	Bushels.	Value.	State or territory.	Acres.	Yield, bu.	Bushels.	Value.
Alabama.....	3,524,000	18.0	63,432,000	\$45,037,000	Nebraska.....	8,000,000	25.8	206,400,000	74,304,000
Arizona.....	12,000	32.5	390,000	429,000	N. Hampshire.....	31,000	46.0	1,426,000	984,000
Arkansas.....	2,884,000	24.0	69,216,000	40,145,000	New Jersey.....	290,000	36.0	10,440,000	6,264,000
California.....	49,000	37.5	1,838,000	1,470,000	New Mexico.....	70,000	23.0	1,610,000	1,449,000
Colorado.....	143,000	19.9	2,846,000	1,708,000	New York.....	680,000	33.3	25,044,000	16,408,000
Connecticut.....	43,000	53.2	3,352,000	2,279,000	N. Carolina.....	3,072,000	18.6	57,139,000	43,426,000
Delaware.....	202,000	31.8	6,424,000	3,340,000	N. Dakota.....	214,000	14.0	2,996,000	1,738,000
Florida.....	678,000	13.0	8,814,000	7,492,000	Ohio.....	3,960,000	36.5	144,540,000	66,488,000
Georgia.....	4,532,000	14.5	65,714,000	51,257,000	Oklahoma.....	5,772,000	16.0	92,352,000	47,100,000
Idaho.....	6,000	32.0	192,000	136,000	Oregon.....	18,000	25.5	459,000	367,000
Illinois.....	10,609,000	39.1	414,812,000	157,629,000	Pennsylvania.....	1,586,000	41.0	65,026,000	38,365,000
Indiana.....	5,120,000	39.3	201,216,000	80,436,000	Rhode Island.....	11,000	40.0	440,000	365,000
Iowa.....	9,473,000	36.3	343,570,000	123,793,000	S. Carolina.....	2,418,000	18.5	44,733,000	36,681,000
Kansas.....	8,900,000	19.0	169,100,000	76,395,000	South Dakota.....	2,162,000	25.0	54,050,000	21,620,000
Kentucky.....	3,630,000	29.0	105,270,000	55,793,000	Tennessee.....	3,720,000	25.9	96,348,000	53,955,000
Louisiana.....	2,453,000	23.6	58,835,000	32,353,000	Texas.....	8,800,000	20.6	181,280,000	114,206,000
Maine.....	17,000	46.0	782,000	655,000	Utah.....	13,000	30.3	394,000	331,000
Maryland.....	710,000	33.5	23,785,000	13,795,000	Vermont.....	31,000	46.0	1,426,000	984,000
Massachusetts.....	50,000	45.5	2,275,000	1,592,000	Virginia.....	2,142,000	25.5	54,621,000	35,504,000
Michigan.....	2,100,000	32.4	68,040,000	36,061,000	Washington.....	16,000	23.0	448,000	336,000
Minnesota.....	1,734,000	32.7	56,375,000	25,369,000	W. Virginia.....	920,000	26.0	23,920,000	16,266,000
Mississippi.....	3,222,000	20.5	66,258,000	41,741,000	Wisconsin.....	1,578,000	32.5	51,188,000	26,618,000
Missouri.....	8,360,000	33.0	278,300,000	120,516,000	Wyoming.....	6,000	10.0	60,000	40,000
Montana.....	8,000	23.0	184,000	175,000					
Un. States.....	114,002,000	27.4	3,125,713,000	1,523,713,000					

WHEAT (WINTER AND SPRING).				State or ter.			
	Acres.	Yield.	Bushels.		Acres.	Yield.	Bushels.
Alabama	130,000	12.0	1,500,000	Vermont	85,000	41.5	3,528,000
Arizona	17,000	22.3	379,000	Virginia	194,000	22.0	4,268,000
Arkansas	195,000	13.9	2,710,000	Washington	206,000	42.8	8,817,000
California	950,000	18.0	17,100,000	W. Virginia	100,000	25.2	2,520,000
Colorado	393,000	22.4	9,721,000	Wisconsin	2,320,000	29.8	69,136,000
Delaware	122,000	17.0	2,074,000	Wyoming	130,000	32.0	4,160,000
Georgia	260,000	10.5	2,730,000				
Idaho	562,000	22.0	12,603,000	Un. States....	35,288,000	31.9	1,126,765,000
Illinois	2,100,000	15.0	31,500,000				
Indiana	2,627,000	15.6	40,981,000				
Iowa	530,000	21.0	11,131,000				
Kansas	4,420,000	11.3	62,068,000				
Kentucky	750,000	12.8	9,609,000				
Maine	0,000	29.7	267,000				
Maryland	794,000	17.4	13,815,000				
Michigan	885,000	18.0	15,642,000				
Minnesota	5,880,000	16.0	94,080,000				
Mississippi	5,000	14.0	70,000				
Missouri	1,821,000	13.8	25,130,000				
Montana	450,000	22.0	10,560,000				
Nebraska	2,470,000	15.1	39,515,000				
Nevada	40,000	29.0	1,160,000				
New Jersey	111,000	18.5	2,053,000				
New Mexico	43,000	20.0	860,000				
New York	441,000	23.7	10,523,000				
N. Carolina	652,000	11.4	7,433,000				
N. Dakota	7,221,000	5.0	6,105,000				
Ohio	1,944,000	16.2	31,433,000				
Oklahoma	1,356,000	16.3	25,363,000				
Oregon	764,000	20.8	16,414,000				
Pennsylvania	1,556,000	17.8	27,697,000				
S. Carolina	453,000	11.0	4,923,000				
South Dakota	3,650,000	12.8	46,720,000				
Tennessee	810,000	11.7	10,647,000				
Texas	1,252,000	15.0	18,789,000				
Utah	295,000	22.9	5,703,000				
Vermont	1,071	29.3	29,000				
Virginia	795,000	12.8	10,176,000				
Washington	1,486,000	22.5	25,613,000				
W. Virginia	410,000	12.5	5,125,000				
Wisconsin	191,000	19.3	3,659,000				
Wyoming	105,000	25.0	2,675,000				
Un. States....	49,205,000	13.7	695,443,000				621,443,000

OATS.

Alabama	297,000	18.5	5,494,000	\$3,296,000
Arizona	1,000	49.1	160,000	141,000
Arkansas	172,000	27.6	4,730,000	2,175,000
California	75,000	37.0	2,825,000	4,162,000
Colorado	202,000	39.1	7,939,000	3,638,000
Connecticut	11,000	36.8	405,000	178,000
Delaware	4,000	33.8	135,000	58,000
Florida	31,000	16.2	502,000	326,000
Georgia	343,000	18.2	6,243,000	3,996,000
Idaho	184,000	34.5	7,084,000	2,975,000
Illinois	4,500,000	38.0	171,000,000	51,300,000
Indiana	1,850,000	35.4	65,490,000	20,302,000
Iowa	4,800,000	37.8	181,440,000	48,989,000
Kansas	1,400,000	33.3	46,620,000	15,851,000
Kentucky	170,000	25.0	4,250,000	1,912,000
Louisiana	36,000	21.5	774,000	379,000
Maine	131,000	42.4	5,554,000	2,666,000
Maryland	27,000	30.0	810,000	373,000
Massachusetts	7,000	35.5	248,000	124,000
Michigan	1,595,000	34.0	51,170,000	17,910,000
Minnesota	2,736,000	28.7	78,523,000	25,127,000
Mississippi	175,000	19.2	3,360,000	1,848,000
Missouri	73,000	33.6	2,308,000	8,387,000
Montana	350,000	38.0	13,300,000	6,738,000
Nebraska	2,650,000	28.0	74,200,000	20,776,000
Nevada	7,000	44.7	313,000	197,000
N. Hampshire	14,000	42.8	599,000	305,000
New Jersey	60,000	37.1	2,226,000	979,000
New Mexico	30,000	27.4	822,000	510,000
New York	1,333,000	34.5	46,161,000	19,388,000
N. Carolina	130,000	18.2	2,498,000	2,075,000
N. Dakota	1,693,000	7.0	11,396,000	4,217,000
Ohio	1,765,000	37.2	65,658,000	22,980,000
Oklahoma	632,000	36.5	23,068,000	8,335,000
Oregon	302,000	34.5	10,413,000	4,897,000
Pennsylvania	998,000	35.2	35,130,000	14,403,000
Rhode Island	2,000	35.0	70,000	34,000
S. Carolina	219,000	21.0	4,599,000	2,389,000
South Dakota	1,525,000	23.0	35,075,000	10,622,000
Tennessee	200,000	23.0	4,600,000	2,116,000
Texas	695,000	35.6	24,325,000	11,433,000
Utah	58,000	43.0	2,494,000	1,197,000

State or ter.			
	Acres.	Yield.	Bushels.
Vermont	85,000	41.5	3,528,000
Virginia	194,000	22.0	4,268,000
Washington	206,000	42.8	8,817,000
W. Virginia	100,000	25.2	2,520,000
Wisconsin	2,320,000	29.8	69,136,000
Wyoming	130,000	32.0	4,160,000

Un. States.... 35,288,000 31.9 1,126,765,000 384,716,000

RYE.

Alabama	2,000	12.0	24,000	\$29,000
Arkansas	2,300	12.0	24,000	24,000
California	58,000	17.0	986,000	848,000
Colorado	5,000	14.0	70,000	47,000
Connecticut	10,000	20.0	200,000	172,000
Delaware	1,000	15.5	16,000	11,000
Georgia	14,000	10.4	146,000	204,000
Idaho	4,000	20.0	80,000	53,000
Illinois	70,000	17.4	1,218,000	865,000
Indiana	55,000	15.8	869,000	591,000
Iowa	32,000	18.5	592,000	379,000
Kansas	28,000	14.0	392,000	338,000
Kentucky	13,000	13.0	160,000	144,000
Maryland	21,000	16.1	333,000	254,000
Massachusetts	5,000	17.0	85,000	80,000
Michigan	10,523,000	15.3	5,355,000	3,641,000
Minnesota	115,000	17.0	1,955,000	1,251,000
Missouri	14,000	15.0	210,000	158,000
Montana	4,000	20.0	80,000	54,000
Nebraska	75,000	16.0	1,200,000	720,000
New Jersey	85,000	18.0	1,530,000	1,178,000
New York	170,000	18.3	3,111,000	2,302,000
N. Carolina	15,000	10.0	150,000	152,000
N. Dakota	15,000	8.5	128,000	81,000
Ohio	56,900	16.5	924,000	665,000
Oklahoma	4,000	13.7	50,000	45,000
Oregon	15,000	15.1	228,000	228,000
Pennsylvania	330,000	17.0	6,490,000	4,716,000
S. Carolina	4,000	10.0	40,000	58,000
South Dakota	35,000	17.0	595,000	363,000
Tennessee	8,000	11.0	88,000	81,000
Texas	4,000	11.5	46,000	47,000
Utah	3,000	18.5	56,000	38,000
Vermont	2,000	17.5	35,000	30,000
Virginia	20,000	13.5	270,000	216,000
Washington	6,000	20.5	123,000	109,000
W. Virginia	12,000	12.9	155,000	140,000
Wisconsin	505,000	16.0	4,880,000	3,465,000
Wyoming	1,000	18.5	18,000	15,000
Un. States....	2,028,000	16.3	33,039,000	23,840,000

BARLEY.

Arizona	34,000	36.0	1,224,000	\$1,102,000
California	1,400,000	31.0	43,400,000	23,370,000
Colorado	27,000	32.0	864,000	518,000
Idaho	65,000	32.0	2,145,000	1,072,000
Illinois	30,000	30.2	906,000	507,000
Indiana	9,000	27.0	243,000	136,000
Iowa	511,000	29.5	15,045,000	8,425,000
Kansas	300,000	28.0	5,400,000	2,430,000
Kentucky	1,000	24.0	24,000	16,000
Maine	8,000	31.0	248,000	188,000
Maryland	1,000	31.0	31,000	19,000
Michigan	67,000	26.0	1,742,000	1,010,000
Minnesota	1,285,000	21.0	26,985,000	16,191,000
Missouri	2,000	27.0	54,000	32,000
Montana	52,000	28.0	1,456,000	903,000
Nebraska	135,000	18.5	2,489,000	1,124,000
Nevada	9,000	40.0	360,000	252,000
N. Hampshire	2,000	26.0	52,000	40,000
New Mexico	1,000	25.0	25,000	20,000
New York	78,000	28.3	2,207,000	1,545,000
N. Dakota	957,000	5.5	5,423,000	2,985,000
Ohio	31,000	28.5	884,000	580,000
Oklahoma	32,000	30.0	960,000	518,000
Oregon	64,000	31.5	2,016,000	1,250,000
Pennsylvania	9,000	26.5	233,000	150,000
South Dakota	1,025,000	18.2	18,665,000	10,633,000
Tennessee	1,000	23.0	23,000	18,000
Texas	5,000	30.0	150,000	135,000
Utah	13,000	36.0	468,000	251,000
Vermont	15,000	31.0	465,000	316,000
Virginia	3,000	29.3	83,000	59,000
Washington	188,000	29.0	5,394,000	3,075,000
Wisconsin	866,000	25.9	22,429,000	14,355,000
Wyoming	4,000	30.0	120,000	80,000
Un. States....	7,257,000	23.4	162,227,000	93,785,000

BUCKWHEAT.

State or ter.	Acreege.	Yield.	Bushels.	Value.
Connecticut	3,000	19.5	58,000	\$48,000
Delaware	2,000	20.5	41,000	27,000
Illinois	4,000	20.0	80,000	72,000
Indiana	5,003	17.7	88,000	62,000
Iowa	8,000	14.9	119,000	99,000
Kansas	1,000	15.0	14,000	14,000
Maine	23,000	32.5	748,000	509,000
Maryland	9,000	18.5	166,000	110,000
Massachus'tts	3,000	22.0	66,000	56,000
Michigan	55,000	15.3	842,000	522,000
Minnesota	4,000	16.0	64,000	46,000
Missouri	2,000	16.5	33,000	29,000
Nebraska	1,000	20.0	20,000	18,000
N. Hampshire	2,000	31.0	62,000	38,000
New Jersey	13,000	21.5	280,000	193,000
New York	313,000	23.0	7,189,000	4,679,000
N. Carolina	5,000	19.0	95,000	76,000
Ohio	14,000	18.0	252,000	180,000
Pennsylvania	290,000	19.5	5,655,000	3,506,000
Tennessee	1,030	15.0	15,000	13,000
Vermont	8,000	24.0	192,000	134,000
Virginia	21,000	18.0	378,000	291,000
W. Virginia	25,000	23.0	575,000	443,000
Wisconsin	14,000	14.0	196,000	147,000
Un. States...	826,000	20.9	17,233,000	11,231,000

FLAXSEED.

Iowa	16,000	12.2	195,000	\$429,000
Kansas	50,000	8.2	410,000	861,000
Minnesota	472,000	7.5	3,540,000	8,142,000
Missouri	20,000	8.4	168,000	503,000
Montana	60,000	7.0	420,000	1,908,000
Nebraska	10,000	8.0	80,000	180,000
N. Dakota	1,605,000	3.6	5,778,000	13,678,000
Oklahoma	5,000	9.0	45,000	50,000
South Dakota	660,000	5.0	3,300,000	7,557,000
Wisconsin	18,000	10.0	180,000	296,000
Un. States...	2,910,000	4.8	14,116,000	32,554,000

POTATOES.

Alabama	18,000	80	1,440,000	\$1,254,000
Arkansas	31,000	84	2,604,000	2,213,000
California	62,072	130	8,060,000	6,851,000
Colorado	65,000	100	6,500,000	3,755,000
Connecticut	35,000	125	4,375,000	3,062,000
Delaware	10,000	103	1,030,000	618,000
Florida	6,000	90	540,000	540,000
Georgia	10,000	105	820,000	861,000
Idaho	24,000	142	3,408,000	2,215,000
Illinois	169,000	75	12,675,000	7,478,000
Indiana	92,000	84	7,728,000	3,864,000
Iowa	170,000	72	12,240,000	7,344,000
Kansas	88,000	67	5,016,000	4,514,000
Kentucky	41,000	92	3,792,000	2,339,000
Louisiana	20,000	55	1,100,000	990,000
Maine	127,000	220	27,940,000	11,735,000
Maryland	36,000	95	3,420,000	1,847,000
Massachus'tts	35,000	125	4,375,000	3,662,000
Michigan	335,000	105	35,175,000	10,904,000
Minnesota	165,000	61	10,065,000	6,442,000
Mississippi	9,000	35	795,000	449,000
Missouri	99,000	86	7,300,000	5,280,000
Montana	25,000	120	3,000,000	2,550,000
Nebraska	110,000	60	6,600,000	5,544,000
Nevada	4,000	150	600,000	180,000
N. Hampshire	21,000	150	3,150,000	1,638,000
New Jersey	95,000	105	9,975,000	6,484,000
New Mexico	2,000	47	94,000	98,000
New York	438,000	102	44,676,000	21,444,000
N. Carolina	26,000	89	2,314,000	1,689,000
N. Dakota	35,000	41	1,435,000	1,306,000
Ohio	182,000	82	14,924,000	7,311,000
Oklahoma	26,000	60	1,560,000	1,560,000
Oregon	44,000	105	4,620,000	3,234,000
Pennsylvania	320,000	78	28,160,000	14,643,000
Rhode Island	6,000	136	816,000	563,000
S. Carolina	10,000	90	900,000	945,000
South Dakota	55,000	44	2,420,000	2,057,000
Tennessee	30,000	80	2,400,000	1,500,000
Texas	60,000	51	3,060,000	3,366,000
Utah	15,000	142	2,130,000	1,257,000
Vermont	20,000	120	2,400,000	1,696,000
Virginia	67,000	98	6,566,000	3,789,000
Washington	59,000	131	5,109,000	3,730,000
W. Virginia	41,000	92	3,772,000	2,527,000

State or ter.	Acreege.	Yield.	Bushels.	Value.
Wisconsin	260,000	95	24,700,000	9,386,000
Wyoming	11,000	190	1,100,000	902,000
Un. States...	3,591,000	94.4	338,811,000	187,985,000

HAY.

Alabama	120,000	1.43	172,000	\$2,270,000
Arkansas	116,000	2.10	244,000	3,172,000
Arizona	210,000	1.35	284,000	3,124,000
California	700,000	1.83	1,281,000	12,298,000
Colorado	700,000	2.00	1,400,000	15,320,000
Connecticut	490,000	1.35	662,000	12,578,000
Delaware	77,000	1.43	110,000	1,628,000
Florida	19,000	1.33	25,000	425,000
Georgia	87,000	1.40	122,000	2,001,000
Idaho	491,000	3.00	1,473,000	13,257,000
Illinois	2,795,000	1.33	3,717,000	44,604,000
Indiana	2,100,000	1.30	2,730,000	32,457,000
Iowa	3,600,000	1.05	3,780,000	36,288,000
Kansas	1,792,000	1.15	2,061,000	16,076,000
Kentucky	500,000	1.20	640,000	8,400,000
Louisiana	25,000	1.75	44,000	506,000
Maine	1,400,000	1.25	1,750,000	22,400,000
Maryland	291,000	1.35	393,000	6,052,000
Massachus'tts	590,000	1.23	755,000	14,420,000
Michigan	2,592,000	1.30	3,370,000	45,382,000
Minnesota	908,000	1.00	908,000	8,263,000
Mississippi	100,000	1.42	142,000	1,732,000
Missouri	2,700,000	1.30	3,510,000	32,292,000
Montana	600,000	1.40	840,000	10,500,000
Nebraska	1,500,000	1.00	1,500,000	13,350,000
Nevada	231,000	3.40	785,000	8,478,000
N. Hampshire	640,000	1.20	768,000	12,134,000
New Jersey	437,000	1.50	655,000	11,939,000
New Mexico	194,000	2.10	407,000	4,680,000
New York	4,811,000	1.32	6,351,000	87,009,000
N. Carolina	175,000	1.50	262,000	2,825,000
N. Dakota	188,000	.95	103,000	783,000
Ohio	2,840,000	1.39	3,948,000	49,350,000
Oklahoma	900,000	1.05	945,000	7,938,000
Oregon	388,000	2.10	815,000	12,796,000
Pennsylvania	3,212,000	1.38	4,432,000	60,495,000
Rhode Island	63,000	1.18	74,000	1,450,000
S. Carolina	67,000	1.25	84,000	1,544,000
South Dakota	1,500,000	1.00	1,500,000	13,250,000
Tennessee	457,000	1.40	637,000	8,526,000
Texas	618,000	1.15	711,000	8,532,000
Utah	280,000	3.00	1,140,000	10,290,000
Vermont	936,000	1.35	1,266,000	15,574,000
Virginia	475,000	1.19	565,000	8,192,000
Washington	58,000	2.10	121,000	1,279,000
W. Virginia	675,000	1.20	810,000	12,150,000
Wisconsin	2,260,000	1.00	2,260,000	34,126,000
Wyoming	300,000	2.40	720,000	9,000,000
Un. States...	45,691,300	1.33	60,978,000	747,769,000

TOBACCO.

Alabama	600	500	300,000	\$60,000
Arkansas	900	650	585,000	93,600
Florida	3,500	680	2,380,000	547,000
Georgia	1,600	680	1,088,000	217,600
Illinois	1,600	790	1,264,000	120,000
Indiana	27,000	880	23,760,000	2,257,000
Kentucky	470,000	816	381,024,000	33,149,058
Louisiana	600	550	330,000	68,750
Maryland	28,500	690	19,665,000	1,575,205
Massachus'tts	4,400	1,730	7,612,000	1,141,800
Missouri	7,500	1,050	7,875,000	945,000
N. Hampshire	100	1,720	1,720,000	25,800
New York	5,900	1,250	7,375,000	626,875
N. Carolina	216,000	600	129,600,000	13,737,600
Ohio	92,700	810	75,087,000	6,382,395
Pennsylvania	33,000	1,500	49,500,000	4,603,500
S. Carolina	30,000	630	18,900,000	1,625,400
Tennessee	85,600	760	64,600,000	5,426,400
Texas	700	603	420,000	105,000
Vermont	200	1,600	320,000	46,400
Virginia	180,000	780	124,800,000	11,232,000
W. Virginia	20,000	640	12,800,000	1,318,400
Wisconsin	30,200	1,050	31,710,000	2,375,250
Un. States...	1,238,800	797.8	984,349,000	91,458,773

RICE.

Alabama	1,000	25.0	25,000	\$18,000
Arkansas	60,000	40.0	2,400,000	1,680,000
California	100	3.0	3,000	2,000

State or ter.	Acres.	Yield.	Bushels.	Value.
Florida	900	21.0	10,000	\$14,000
Georgia	4,000	22.0	88,000	66,000
Louisiana	371,200	34.4	12,769,000	8,555,000
Mississippi	2,800	23.0	84,000	59,000
N. Carolina	1,000	26.5	27,000	20,000
S. Carolina	17,000	21.0	357,000	268,000
Texas	264,800	33.0	8,738,000	5,942,000
Un. States...	722,800	33.9	24,510,000	16,924,000

COTTON PRODUCTION BY STATES (1910).

State.	Bales.	State.	Bales.
Virginia	13,000	Arkansas	815,000
North Carolina	675,000	Tennessee	305,000
South Carolina	1,116,000	Missouri	48,000
Georgia	58,000	Oklahoma	900,000
Alabama	1,174,000	All other	12,000
Mississippi	1,160,000		
Louisiana	1,260,000	Total	11,426,000
Texas	3,140,000		

AGRICULTURAL EXPORTS BY YEARS.

Years.	Value.	Years.	Value.
1898.....	\$859,018,946	1905.....	\$826,904,777
1899.....	792,811,733	1906.....	976,047,104
1900.....	844,616,530	1907.....	1,054,405,416
1901.....	951,628,331	1908.....	1,017,396,404
1902.....	857,113,533	1909.....	903,238,122
1903.....	878,480,557	1910.....	871,158,425
1904.....	859,160,264		

WHEAT HARVEST CALENDAR.

January—Australia, New Zealand, Chile, Argentine Republic.
 February and March—Upper Egypt, India.
 April—Lower Egypt, India, Syria, Cyprus, Persia, Asia Minor, Mexico, Cuba.
 May—Texas, Algeria, Central Asia, China, Japan, Morocco.
 June—California, Oregon, Mississippi, Alabama, Georgia, North Carolina, South Carolina, Tennessee, Virginia, Kentucky, Kansas, Arkansas, Utah, Colorado, Missouri, Turkey, Greece, Italy, Spain, Portugal, south of France.
 July—New England, New York, Pennsylvania, Ohio, Indiana, Michigan, Illinois, Iowa, Wisconsin, southern Minnesota, Nebraska, upper Canada, Roumania, Bulgaria, Austria, Hungary, south of Russia, Germany, Switzerland, south of England.
 August—Central and northern Minnesota, Dakota, Manitoba, lower Canada, British Columbia, Belgium, Holland, Great Britain, Denmark, Poland, central Russia.
 September and October—Scotland, Sweden, Norway, north of Russia.
 November—Peru, South Africa.
 December—Burma, New South Wales.

PRELIMINARY CROP ESTIMATES FOR 1911.

Spring wheat—200,367,000 bushels.
 Winter wheat—455,149,000 bushels.
 Oats—873,641,000 bushels.
 Barley—145,951,000 bushels.
 Rye—30,877,000 bushels.
 Corn—2,759,338,200 bushels.

GRAIN CROPS OF THE CANADIAN NORTHWEST.

Bushels produced in 1909 and 1910.

PROVINCE.	WHEAT.		OATS.		BARLEY.	
	1909.	1910.	1909.	1910.	1909.	1910.
Manitoba.....	52,708,000	41,159,000	58,721,000	44,351,000	20,846,000	13,282,000
Saskatchewan.....	85,197,000	81,139,000	97,000	65,203,000	4,493,000	3,598,000
Alberta.....	5,579,000	6,533,000	40,777,000	25,122,000	5,999,000	3,933,000
Total.....	147,482,000	128,831,000	197,029,000	134,676,000	31,338,000	21,817,000

AVERAGE VALUE PER HEAD OF FARM ANIMALS.

On Jan. 1 of years indicated.

Animals.	1911.	1910.	1909.	1900-1909.	1890-1899.	1880-1889.	1870-1879.
Horses	\$111.67	\$108.19	\$95.64	\$71.99	\$48.24	\$67.78	\$62.07
Mules	125.62	119.84	107.84	84.98	68.79	76.63	75.65
Milk cows	40.49	35.79	32.36	30.12	23.35	26.65	27.27
Other cattle	20.85	19.41	17.49	18.09	16.53	19.77	17.54
Sheep	3.73	4.08	3.42	3.13	2.23	2.21	2.76
Swine	9.35	9.14	6.55	6.46	4.81	5.18	4.32

SHEEP AND WOOL IN UNITED STATES (1910).

State or territory.	Wool.		Pounds.
	Sheep, washed and April 1.	Wool, unwashed.	
Maine	210,000	1,260,000	756,000
New Hampshire.....	70,000	420,000	210,000
Vermont	180,000	1,170,000	573,300
Massachusetts	35,000	217,000	125,800
Rhode Island	7,500	39,750	23,055
Connecticut	35,000	153,750	106,575
New York	825,000	4,950,000	2,574,000
New Jersey	50,000	275,000	115,750
Pennsylvania	1,053,000	6,300,000	3,276,000
Delaware	9,000	38,500	21,175
Maryland	130,000	676,000	385,520
Virginia	365,000	1,642,500	1,034,775
West Virginia.....	600,000	3,459,000	1,759,500
North Carolina.....	204,000	765,000	443,700
South Carolina.....	50,000	187,500	108,750
Georgia	225,000	675,000	405,000
Florida	115,000	373,750	224,250
Ohio	2,600,000	16,900,000	8,281,000
Indiana	900,000	5,850,000	3,217,500
Illinois	700,000	4,900,000	2,450,000
Michigan	1,700,000	11,475,000	5,737,500
Wisconsin	900,000	6,075,000	3,219,750
Minnesota	375,000	2,550,000	1,326,000
Iowa	800,000	5,400,000	2,808,000
Missouri	860,000	6,020,000	3,190,000
North Dakota	270,000	1,755,000	702,000
South Dakota	625,000	4,062,500	1,625,000
Nebraska	250,000	1,625,000	650,000
Kansas	175,000	1,312,500	472,500
Kentucky	800,000	3,800,000	2,350,000
Tennessee	291,000	1,236,750	742,050
Alabama	160,000	580,000	336,000
Mississippi	150,000	600,000	348,000
Louisiana	155,000	573,500	333,365
Texas	1,325,000	8,943,750	2,951,438
Oklahoma	80,000	520,000	171,600
Arkansas	200,000	800,000	489,000
Montana	4,800,000	33,600,000	12,696,000
Wyoming	4,650,000	36,037,500	11,532,000
Colorado	1,400,000	9,100,000	3,185,000
New Mexico.....	3,200,000	19,200,000	6,720,000
Arizona	825,000	4,950,000	1,732,500
Utah	2,100,000	14,175,000	4,819,500
Nevada	850,000	5,950,000	1,904,000
Idaho	2,600,000	18,380,000	6,643,000
Washington	450,000	4,050,000	1,255,500
Oregon	1,750,000	14,337,500	4,620,000
California	1,900,000	13,300,000	4,522,000
Total	41,999,500	281,362,750	112,605,813
Pulled wool.....		40,000,000	29,200,000
Total product (1910).....		321,362,750	141,805,813

WEALTH PRODUCED ON AMERICAN FARMS.
Estimated by bureau of statistics, department of agriculture.

1879.....	\$2,213,000,000	1904.....	6,159,000,000
1889.....	2,460,000,000	1905.....	6,309,000,000
1899.....	4,717,000,000	1906.....	6,755,000,000
1900.....	5,017,000,000	1907.....	7,438,000,000
1901.....	5,317,000,000	1908.....	7,891,000,000
1902.....	5,617,000,000	1909.....	8,622,000,000
1903.....	5,917,000,000	1910.....	8,926,000,000

SUGAR PRODUCTION IN THE UNITED STATES.
In long tons.

YEAR.	Beet sugar.	CANE SUGAR.					Total.
		Louisiana.	Other southern states.	Porto Rico.	Hawaii.	Philippines.	
1901-2	164,827	821,676	3,614	85,000	317,509	78,637	971,262
1902-3	194,782	829,226	3,722	85,000	391,062	90,000	1,083,792
1903-4	214,825	228,477	19,800	130,000	328,103	84,000	1,005,205
1904-5	216,173	335,000	15,000	145,000	380,576	106,875	1,198,626
1905-6	279,303	330,000	12,000	213,000	383,225	145,525	1,363,143
1906-7	431,796	230,000	13,000	255,000	890,000	150,500	1,470,296
1907-8	413,954	335,000	12,000	200,000	465,288	15,000	1,576,242
1908-9	380,254	350,000	15,000	215,000	465,000	150,000	1,575,254
1909-10	457,562	325,000	10,000	308,000	462,000	120,000	1,683,175
1910-11	455,000	300,000	11,000	320,000	485,000	150,000	1,721,000

BET SUGAR IN THE UNITED STATES.

STATE AND YEAR.	Factories in operation.	Area harvested.	Average yield of beets per acre.	Beets worked.	Sugar manufactured.	Estimated average extraction of sugar.	Average sugar in beets.	Average purity coefficient of beets.	Av. length of sugar-pain.	1909.	
										No.	Acres.
California	10	83,000	10.63	882,064	254,544,000	14.43	17.61	83.62	102		
Colorado	16	121,698	10.33	1,256,771	298,810,000	11.89	14.24	80.51	85		
Idaho	3	15,434	10.60	163,557	89,988,000	12.22	15.98	86.17	83		
Michigan	16	112,232	7.31	819,923	212,106,000	12.93	17.00	86.21	74		
Utah	5	31,293	14.34	455,061	97,768,000	10.74	15.04	84.22	128		
Wisconsin	4	14,000	10.21	143,000	34,340,000	12.01	15.83	85.17	63		
Ten states having one factory each	11	42,605	8.47	360,000	87,382,000	12.10	15.09	83.21	61		
Totals and averages	65	420,262	9.71	4,081,382	1,024,938,000	12.56	16.10	84.11	83		
1908	62	364,913	9.36	3,414,891	851,768,000	12.47	15.74	83.5	74		
1907	63	370,894	10.16	3,767,871	927,256,430	12.30	15.8	83.6	89		
1906	63	370,074	10.26	4,236,132	967,224,000	11.42	14.9	82.2	105		
1905	52	307,364	8.57	2,633,913	625,341,228	11.74	15.3	83.0	77		
1904	48	197,784	10.47	2,071,539	484,226,430	11.69	15.3	83.1	78		
1903	49	242,576	8.56	2,076,494	481,209,087	11.59	15.1	83.1	75		
1902	41	216,400	8.78	1,896,812	436,811,685	11.52	14.6	83.3	91		
1901	36	175,083	9.63	1,685,689	369,211,733	10.95	14.8	82.2	84		

No data.

PRINCIPAL FARM CROPS OF THE UNITED STATES BY YEARS.
[From tables prepared by the department of agriculture.]

YEAR.	CORN.			WHEAT.		
	Acres.	Bushels.	Value.	Acres.	Bushels.	Value.
1900	83,320,872	2,105,102,516	\$751,220,034	42,485,385	522,229,505	\$323,515,177
1901	91,349,928	1,522,519,891	921,555,768	49,895,514	748,460,218	467,350,116
1902	94,043,613	1,523,648,312	1,017,017,349	46,202,424	670,063,008	422,224,157
1903	88,091,993	2,244,176,925	952,868,801	49,494,937	637,321,895	443,024,874
1904	92,231,581	2,467,480,334	1,087,461,140	44,074,875	552,339,517	510,489,574
1905	94,011,369	2,707,933,540	1,116,336,738	47,854,079	692,979,489	518,372,727
1906	96,737,581	2,927,416,001	1,166,628,479	45,305,829	735,260,970	549,332,760
1907	99,931,000	2,592,320,000	1,336,901,000	45,211,000	634,087,000	554,437,000
1908	101,788,000	2,668,651,000	1,616,145,000	47,557,000	664,602,000	616,826,000
1909	108,771,000	2,772,376,000	1,652,822,000	46,723,000	737,189,000	730,046,000
1910	114,002,000	3,125,713,000	1,523,968,000	49,205,000	655,443,000	621,443,000

YEAR.	OATS.			RYE.		
	Acres.	Bushels.	Value.	Acres.	Bushels.	Value.
1900	27,364,795	809,125,969	\$208,669,233	1,591,392	23,995,927	\$12,295,417
1901	28,541,476	736,808,724	236,658,777	1,987,505	30,344,850	16,909,742
1902	28,638,144	987,842,712	303,584,862	1,978,548	33,630,562	17,080,793
1903	27,638,126	784,094,199	267,661,665	1,906,894	29,363,416	15,969,871
1904	27,842,669	894,595,552	279,900,013	1,732,673	27,294,565	18,745,543
1905	28,046,746	953,216,197	277,047,537	1,632,508	27,616,045	16,754,537
1906	30,558,708	964,904,522	306,232,978	2,001,994	33,374,853	19,671,248
1907	31,837,000	754,443,000	334,568,000	1,928,000	31,599,000	23,065,000
1908	32,844,000	807,156,000	381,171,000	1,948,000	31,299,000	23,455,000
1909	33,204,000	1,007,353,000	408,174,000	2,006,000	32,329,000	23,800,000
1910	35,288,000	1,126,765,000	384,716,000	2,028,000	33,039,000	23,840,000

YEAR.	BARLEY.			BUCKWHEAT.		
	Acres.	Bushels.	Value.	Acres.	Bushels.	Value.
1900	2,894,282	5,895,833	\$2,075,271	637,930	9,566,966	\$5,341,413
1901	4,295,744	109,932,924	49,705,163	811,164	15,125,939	9,623,317
1902	4,601,063	134,954,023	61,898,634	804,889	14,529,770	8,564,704
1903	4,993,137	131,861,391	60,166,313	804,393	14,243,644	8,650,733
1904	5,145,878	139,748,958	58,651,807	793,625	15,008,336	9,390,769
1905	5,095,523	136,651,020	55,047,166	760,118	14,585,082	8,565,499
1906	6,323,757	178,916,434	74,235,997	789,208	14,641,957	8,727,443
1907	6,448,000	153,597,000	102,290,000	800,000	14,200,000	9,975,000
1908	6,646,000	166,756,000	92,442,000	803,000	15,874,000	12,004,000
1909	7,011,000	170,284,000	93,971,000	834,000	17,438,000	12,188,000
1910	7,257,000	162,227,000	93,785,000	826,000	17,239,000	11,821,000

PRINCIPAL FARM CROPS OF THE UNITED STATES—CONTINUED.

YEAR.	POTATOES.			HAY.		
	Acres.	Bushels.	Value.	Acres.	Tons.	Value.
1900.....	2,611,054	210,926,897	\$30,811,167	39,132,890	50,110,906	\$445,538,870
1901.....	2,864,335	217,598,087	143,979,470	39,390,548	59,590,877	506,191,553
1902.....	2,965,587	284,632,789	134,111,436	39,825,227	59,857,576	542,036,364
1903.....	2,916,855	247,127,880	151,638,094	39,933,759	61,305,940	556,376,880
1904.....	3,015,075	352,590,900	150,673,392	39,988,602	60,696,028	579,107,625
1905.....	2,936,757	299,741,204	160,321,060	42,476,224	60,531,611	519,359,784
1906.....	3,013,150	308,038,382	157,547,392	44,028,000	57,145,959	592,559,671
1907.....	3,124,000	297,942,000	183,880,000	44,028,000	63,507,000	743,507,000
1908.....	3,257,000	278,965,000	197,039,000	46,486,000	70,798,000	635,423,000
1909.....	3,525,000	376,537,000	206,545,000	45,744,000	64,938,000	689,345,000
1910.....	3,591,000	338,811,000	187,985,000	45,691,000	60,978,000	747,769,000

YEAR.	TOBACCO.			COTTON.		
	Acres.	Pounds.	Value.	Acres.	Bales.	Value.
1900.....	*	*	*	27,114,103	10,401,453	\$511,008,111
1901.....	*	*	*	27,220,414	10,662,945	418,358,366
1902.....	1,030,734	821,823,963	\$57,563,510	25,758,139	10,725,422	458,051,005
1903.....	1,037,735	815,972,425	55,514,627	27,114,103	10,050,953	599,694,724
1904.....	806,409	690,460,739	53,332,959	28,016,893	9,851,129	576,109,824
1905.....	776,112	633,033,719	48,674,118	30,053,739	13,438,012	561,400,886
1906.....	796,099	662,423,530	68,232,647	32,049,000	13,273,809	640,311,538
1907.....	890,800	698,126,000	71,411,000	51,311,000	11,107,179	613,630,436
1908.....	875,425	718,000,000	74,130,185	32,444,000	13,241,739	588,814,828
1909.....	1,180,300	949,357,000	95,719,000	30,938,000	14,004,949	688,350,000
1910.....	1,233,800	984,349,000	91,455,773	32,129,000	11,426,000	

*No data.

AVERAGE FARM VALUE OF CROPS.

DEC. 1.	Wheat					Oats.		Corn.		Rye.		Barley		Buck-wheat.		Pota- toes.		Hay, per ton	
	Cents.	Cents.	Cents.	Cents.	Cents.	Cents.	Cents.	Cents.	Cents.	Cents.	Cents.	Cents.	Cents.	Cents.	Cents.	Cents.	Cents.	Doll'rs	Cents.
1900.....	61.9	23.8	35.7	51.2	40.3	55.8	43.1	55.3	43.1	55.3	43.1	55.3	43.1	55.3	43.1	55.3	43.1	55.3	8.33
1901.....	62.4	39.9	60.5	55.7	45.2	66.3	43.1	55.3	43.1	55.3	43.1	55.3	43.1	55.3	43.1	55.3	43.1	55.3	10.31
1902.....	63.0	30.7	40.3	50.8	45.9	59.6	47.1	59.6	47.1	59.6	47.1	59.6	47.1	59.6	47.1	59.6	47.1	59.6	9.06
1903.....	69.5	34.1	42.5	54.5	45.6	60.7	61.4	54.5	45.6	60.7	61.4	54.5	45.6	60.7	61.4	54.5	45.6	60.7	9.08
1904.....	92.4	31.3	44.1	68.8	42.0	62.2	45.3	62.2	45.3	62.2	45.3	62.2	45.3	62.2	45.3	62.2	45.3	62.2	8.72
1905.....	74.8	29.1	41.2	61.1	40.3	58.7	61.7	58.7	61.7	58.7	61.7	58.7	61.7	58.7	61.7	58.7	61.7	58.7	8.52
1906.....	66.7	31.7	39.9	58.9	41.5	59.6	61.7	59.6	61.7	59.6	61.7	59.6	61.7	59.6	61.7	59.6	61.7	59.6	10.37
1907.....	87.4	44.3	51.6	73.1	66.6	69.8	61.7	69.8	61.7	69.8	61.7	69.8	61.7	69.8	61.7	69.8	61.7	69.8	11.08
1908.....	82.4	47.2	60.6	73.6	55.4	75.6	60.6	75.6	60.6	75.6	60.6	75.6	60.6	75.6	60.6	75.6	60.6	75.6	8.98
1909.....	89.0	40.5	59.6	73.9	55.2	69.9	54.9	69.9	54.9	69.9	54.9	69.9	54.9	69.9	54.9	69.9	54.9	69.9	10.62
1910.....	89.4	34.1	48.8	72.2	57.8	65.7	55.5	65.7	55.5	65.7	55.5	65.7	55.5	65.7	55.5	65.7	55.5	65.7	12.26

INTERNATIONAL TRADE IN WHEAT (1909).

Exports—	Bushels.	Imports—	Bushels.
Argentina.....	92,377,517	Austria-Hungary.....	26,976,334
Australia.....	31,549,499	Belgium.....	70,921,646
Austria-Hungary.....	10,872	Brazil.....	9,561,436
Belgium.....	22,844,944	Denmark.....	3,486,826
British India.....	29,128,090	France.....	5,248,539
Bulgaria.....	5,912,621	Germany.....	89,400,124
Canada.....	49,428,195	Greece.....	6,490,139
Chile.....	4,015,364	Italy.....	43,955,325
Germany.....	7,708,179	Japan.....	778,524
Netherlands.....	47,469,644	Netherlands.....	59,724,417
Roumania.....	31,514,519	Portugal.....	3,895,434
Russia.....	189,128,151	Spain.....	3,529,873
Serbia.....	5,295,155	Sweden.....	7,970,793
United States.....	48,489,674	Switzerland.....	14,699,277
Other countries.....	9,310,000	United Kingdom.....	182,219,770
Total.....	584,183,713	Other countries.....	7,309,000
		Total.....	540,270,963

INTERNATIONAL TRADE IN WHEAT FLOUR (1909).

Exports—	Barrels.	Imports.	Barrels.
Argentina.....	1,310,241	Belgium.....	23,211
Australia.....	1,326,216	Brazil.....	1,639,315
Austria-Hungary.....	163,111	China.....	495,971
Belgium.....	583,822	Cuba.....	807,220
British India.....	365,851	Denmark.....	515,921
Bulgaria.....	348,572	Egypt.....	1,916,444
Canada.....	2,541,849	Finland.....	964,691
Chile.....	64,234	France.....	49,119
France.....	493,116	Germany.....	141,292
Germany.....	1,855,560	Greece.....	12,711
Italy.....	472,266	Italy.....	11,964
Netherlands.....	29,223	Japan.....	17,165
Roumania.....	212,673	Netherlands.....	2,085,637
Russia.....	989,417	Newfoundland.....	304,876
Serbia.....	53,027	Norway.....	548,686
United Kingdom.....	780,172	Philippines.....	296,560
United States.....	9,687,992	Spain.....	630
Other countries.....	1,041,000	Sweden.....	70,646
Total.....	22,531,343	Trinidad Tobago.....	226,079
		United Kingdom.....	6,282,145
		Other countries.....	4,530,000
		Total.....	21,101,182

INTERNATIONAL TRADE IN CORN (1909).

Exports—	Bushels.	Imports—	Bushels.
Argentina.....	89,499,359	Cuba.....	2,249,986
Australia.....	48,218	Denmark.....	9,151,750
Belgium.....	7,083,377	Egypt.....	748,865
Bulgaria.....	5,009,230	France.....	11,213,413
Netherlands.....	7,308,873	Germany.....	27,833,917
Roumania.....	29,091,447	Italy.....	8,459,986
Russia.....	26,531,945	Mexico.....	1,167,733
Serbia.....	3,767,180	Netherlands.....	22,914,269
United States.....	38,114,100	Norway.....	965,347
Uruguay.....	399,229	Portugal.....	2,367,809
Other countries.....	11,739,000	Russia.....	174,760
Total.....	218,596,958	Spain.....	6,411,069
		Sweden.....	272,284
		Switzerland.....	3,143,215
		United Kingdom.....	78,057,365
		Other countries.....	1,785,000
		Total.....	210,786,283

INTERNATIONAL TRADE IN TURPENTINE (1909).

Exports—	Gallons.	Imports—	Gallons.
France.....	2,400,229	Canada.....	1,141,228
Germany.....	380,385	Chile.....	155,113
Netherlands.....	1,770,823	Germany.....	9,764,051
Russia.....	2,332,285	Italy.....	824,643
United States.....	16,061,783	Netherlands.....	2,721,839
Other countries.....	1,486,000	Russia.....	96,208
Total.....	24,431,504	Sweden.....	126,279
		Switzerland.....	422,045
		United Kingdom.....	6,422,833
		Other countries.....	807,000
		Total.....	25,974,927

INTERNATIONAL TRADE IN OIL CAKE AND OIL CAKE MEAL (1909).

Exports—	Pounds.	Imports—	Pounds.
Argentina	36,751,081	Austria-Hungy.	37,056,460
Austria-Hungy.	115,295,289	Belgium	534,676,433
Belgium	153,062,212	Canada	5,024,209
British India.	164,075,296	Denmark	1,046,131,201
Canada	42,774,000	Dutch E. Ind.	14,133,754
China	140,888,933	Finland	22,013,822
Denmark	9,378,149	France	273,874,373
Egypt	166,676,378	Germany	1,612,275,563
France	410,240,434	Italy	12,290,690
Germany	431,040,085	Japan	125,114,400
Italy	51,145,397	Netherlands	627,553,310
Netherlands	158,760,889	Sweden	316,504,552
Russia	1,373,044,769	Und. kingdom	736,833,600
Und. kingdom	247,452,800	Other countr's	165,704,000
Unt. States	1,488,233,547		
Other countr's	103,228,007		
Total	5,092,147,453	Total	5,524,195,362

INTERNATIONAL TRADE IN BUTTER (1909).

Exports—	Pounds.	Imports—	Pounds.
Argentina	8,802,359	Australia	80,111
Australia	55,644,925	Belgium	12,718,269
Austria-Hungy.	3,913,165	Brazil	4,122,650
Belgium	3,998,906	Br. S. Africa..	4,512,893
Canada	4,375,004	Denmark	6,728,336
Denmark	196,692,759	Dutch E. Indies	3,406,187
Finland	25,644,456	Egypt	2,480,303
France	51,263,343	France	10,748,749
Germany	459,179	Germany	97,130,709
Italy	8,028,051	Netherlands ..	4,238,072
Netherlands ..	68,656,013	Russia	541,982
New Zealand ..	35,964,909	Sweden	398,489
Norway	3,446,163	Switzerland ..	9,288,139
Russia	124,900,837	Undt. kingdom	446,935,664
Sweden	42,362,456	Other countries	21,727,000
United States ..	2,925,730		
Other countries	3,011,000		
Total	640,014,450	Total	625,052,764

INTERNATIONAL TRADE IN CHEESE (1909).

Exports—	Pounds.	Imports—	Pounds.
Bulgaria	5,218,136	Belgium	30,523,564
Canada	177,250,042	Brazil	3,455,121
France	26,103,125	Brit. S. Africa	4,329,228
Germany	2,381,409	Cuba	4,106,693
Italy	44,054,743	Denmark	1,739,429
Netherlands ..	124,070,366	Egypt	8,947,118
New Zealand ..	44,867,984	France	47,420,285
Russia	4,517,711	Germany	46,292,191
Switzerland ..	69,217,601	Italy	17,438,527
United States ..	3,501,214	Russia	3,214,039
Other countries	8,428,000	Spain	4,422,870
		Switzerland ..	6,041,645
		Undt. kingdom	261,227,232
		United States ..	37,795,506
		Other countries	22,997,000
Total	509,619,335	Total	518,785,571

INTERNATIONAL TRADE IN UNMANUFACTURED TOBACCO (1909).

Exports—	Pounds.	Imports—	Pounds.
Algeria	6,222,563	Austria-Hungy.	48,820,867
Austria-Hungy.	21,456,931	Belgium	21,194,759
Brazil	65,678,907	British India..	7,514,446
British India.	17,195,391	Canada	12,744,798
Bulgaria	4,347,506	China	8,273,200
Ceylon	4,075,075	Denmark	3,306,900
Cuba	49,468,425	Egypt	18,753,130
Dut. E. Indies.	131,668,981	Finland	9,477,672
Greece	13,159,838	France	44,485,742
Mexico	2,837,311	Germany	172,018,104
Netherlands ..	4,232,501	Italy	49,666,772
Philippines ..	20,976,743	Netherlands ..	52,343,677
Russia	20,403,732	Norway	3,700,179
Santo Domingo	21,822,461	Portugal	6,990,132
Turkey	39,267,984	Russia	40,997,520
United States ..	351,564,177	Sweden	18,355,007
Other countries	36,056,000	Switzerland ..	16,543,877
		United kingdom	85,654,211
		United States ..	44,221,940
		Other countries	62,602,000
Total	813,464,526	Total	759,571,200

INTERNATIONAL TRADE IN SUGAR (1909).

Exports—	Pounds.	Imports—	Pounds.
Argentina	87,576	Australia	223,234,304
Aust.-Hungy.	1,757,062,893	British India	1,254,130,976
Belgium	321,161,159	Br. S. Africa	67,321,877
Brazil	120,780,081	Canada	522,558,227
Brit. Guiana	243,118,409	Chile	153,624,041
British India	36,905,934	China	743,704,800
China	123,619,867	Denmark	84,324,407
Cuba	3,206,646,443	Egypt	108,403,341
Dut. E. Ind.	2,752,634,830	Finland	97,575,050
Egypt	9,987,336	France	238,557,561
Guamoa	277,462,654	Italy	26,113,267
Germany	525,767,483	Japan	298,867,600
France	1,828,598,329	Netherlands ..	15,036,528
Mauritius	395,403,344	New Zealand ..	11,441,132
Netherlands ..	398,095,311	Norway	98,677,154
Peru	275,319,651	Persia	201,246,499
Philippines ..	256,116,244	Portugal	77,187,757
Reunion	104,133,256	Singapore	125,336,667
Russia	451,890,300	Switzerland ..	201,421,100
Trin'd-Tobago	101,539,200	Turkey	302,621,963
Other c'ntr's	1,007,438,000	Un. kingdom	3,663,325,456
		Untd. States	3,816,986,855
		Uruguay	3,904,446
		Other c'ntr's	618,935,000
Total	14,238,843,361	Total	13,243,857,156

INTERNATIONAL TRADE IN COFFEE (1909).

Exports—	Pounds.	Imports—	Pounds.
Brazil	2,332,910,944	Belgium	126,319,127
British India.	23,626,504	Br. S. Africa.	27,727,936
Colombia	70,000,000	Cuba	25,407,861
Costa Rica	26,521,567	Denmark	33,020,499
Dutch E. Ind.	39,054,808	Egypt	18,994,922
Guatemala	63,333,526	Finland	30,191,968
Haiti	41,000,000	France	237,975,574
Jamaica	8,253,616	Germany	470,923,724
Mexico	54,874,939	Italy	53,121,324
Netherlands ..	193,098,597	Netherlands ..	288,284,852
Nicaragua	17,900,000	Norway	32,291,528
Salvador	63,330,000	Russia	25,925,379
Singapore	5,488,267	Singapore	6,622,133
United States ..	35,089,526	Spain	27,070,627
Venezuela	93,587,140	Sweden	92,267,883
Other countr's	78,533,000	Switzerland ..	26,516,000
		Un. kingdom.	29,677,083
		United States ..	1,139,826,171
		Other countr's	97,714,000
Total	3,047,001,434	Total	2,942,428,071

INTERNATIONAL TRADE IN TEA (1909).

Exports—	Pounds.	Imports—	Pounds.
British India..	244,610,969	Canada	31,152,448
Ceylon	192,886,545	Chile	2,832,664
China	199,792,400	Dutch E. Indies	5,906,565
Dutch E. Indies	44,481,093	France	2,732,341
Guamoa	24,028,977	Fr. Ind.-China.	2,655,240
Japan	40,696,949	Germany	10,937,463
Singapore	2,257,333	Netherlands ..	10,299,053
Other countries	4,294,000	New Zealand ..	7,302,310
		Persia	8,127,241
		Russia	58,791,638
		Singapore	5,191,733
		Undt. kingdom.	283,547,798
		United States ..	104,484,550
		Other countries	43,638,000
Total	753,016,265	Total	627,546,661

INTERNATIONAL TRADE IN WOOD PULP (1909).

Exports—	Pounds.	Imports—	Pounds.
Austria-Hungy.	173,668,467	Belgium	258,171,760
Belgium	59,705,365	Denmark	100,005,930
Canada	623,000,000	France	640,890,227
Finland	157,561,012	Germany	90,295,125
Germany	319,289,793	Italy	145,528,953
Norway	1,326,893,296	Japan	38,311,706
Sweden	1,242,456,239	Russia	49,897,066
Switzerland ..	11,168,724	Spain	69,246,906
United States ..	17,905,434	Sweden	6,855,152
Other co'ntr's	74,717,000	Switzerland ..	19,705,376
		Un. kingdom.	1,661,959,040
		United States	735,300,119
		Other co'ntr's	30,144,000
Total	4,011,765,287	Total	3,887,690,387

INTERNATIONAL TRADE IN COTTON (1909).

Exports—	Bales.*	Imports—	Bales.*
Brazil	45,974	France	1,469,837
British India	1,788,729	Germany	2,235,384
China	176,761	Italy	880,187
Egypt	1,441,631	Japan	1,071,801
France	270,387	Mexico	59,071
Germany	255,294	Netherlands	238,003
Netherlands	134,994	Russia	848,424
Persia	128,031	Spain	325,486
Peru	143,739	Sweden	79,746
United States	8,149,477	Switzerland	109,590
Other countries	148,000	United Kingdom	4,017,004
		United States	193,949
		Other countries	298,000
Total	12,633,027	Total	13,158,213
		*Bales of 500 pounds	
		gross weight.	

INTERNATIONAL TRADE IN COTTON SEED OIL (1909).

Exports—	Gallons.	Imports—	Gallons.
Belgium	1,096,092	Canada	2,108,232
Egypt	396,932	Egypt	489,737
France	775,157	France	8,479,379
Netherlands	44,409	Germany	10,093,189
United Kingdom	6,506,155	Italy	9,002,322
United States	45,514,435	Malta	322,839
Other countries	62,000	Martinique	319,643
		Mexico	5,489,939
Total	54,395,240	Netherlands	4,432,512
		Senegal	355,962
		United Kingdom	4,893,653
		Uruguay	2,563
		Other countries	6,460,000
		Total	55,066,080

INTERNATIONAL TRADE IN HOPS (1909).

Exports—	Pounds.	Imports—	Pounds.
Austria-Hungary	17,834,112	British India	300,944
Belgium	2,508,319	Brit. S. Africa	435,344
France	163,802	Canada	1,245,446
Germany	19,408,417	Denmark	1,102,520
New Zealand	347,884	France	5,725,567
Russia	2,600,132	Germany	8,016,587
United Kingdom	1,759,336	Netherlands	2,946,376
United States	8,935,333	Russia	1,047,271
Other countries	226,000	Sweden	974,140
		Switzerland	874,785
Total	55,237,584	United Kingdom	15,030,512
		United States	6,807,689
		Other countries	3,629,000
		Total	56,199,803

INTERNATIONAL TRADE IN RICE (1909).

Exports—	Pounds.	Exports—	Pounds.
Belgium	121,549,309	Other c'ntr's	860,005,000
British India	3,822,116,099	Total	11,754,169,414
Dut. E. Ind.	123,322,524		
Formosa	213,352,080		
France	191,400,020		
Fr. in-China	2,396,428,160		
Germany	364,511,553		
Netherlands	384,880,186		
Penang	358,252,398		
Siam	2,111,915,900		
Singapore	896,438,185		

Oct. 26, 1909, John D. Rockefeller gave \$1,000,000 as a fund to be used in combating the ravages of the "hookworm" parasite in the southern States. The following gentlemen were designated to take charge of the work: John D. Rockefeller, Jr.; Dr.

Imports—	Pounds.	Imports—	Pounds.
Dut. E. Ind.	791,935,992	Philippines	368,442,959
Egypt	122,966,459	Russia	63,705,208
France	555,721,075	Singapore	1,020,659,456*
Germany	690,417,810	Un. Kingdom	625,626,654
Japan	441,747,600	Untd. States	225,710,483
Mauritius	139,881,636	Other c'ntr's	1,342,530,000
Netherlands	734,620,212	Total	9,585,585,894
Penang	411,705,534		

INTERNATIONAL TRADE IN WOOL (1909).

Exports—	Pounds.	Imports—	Pounds.
Algeria	30,228,338	Austria-Hungary	67,222,384
Argentina	359,513,137	Belgium	131,389,626
Australia	663,444,284	British India	20,252,095
Belgium	40,651,742	Canada	8,235,579
British India	63,052,315	France	622,749,015
Br. S. Africa	150,630,571	Germany	471,480,165
Chile	37,938,313	Japan	15,337,133
China	50,057,733	Netherlands	25,612,749
France	91,793,812	Russia	69,336,576
Netherlands	27,520,247	Sweden	11,116,359
New Zealand	205,913,501	Switzerland	11,524,546
Peru	8,406,261	Un. Kingdom	506,198,977
Russia	28,799,958	United States	312,131,171
Spain	36,906,860	Other countries	55,158,000
Turkey	40,156,583	Total	2,322,735,893
Un. Kingdom	62,941,681		
Uruguay	84,129,000		
Other country's	92,302,000		
Total	2,104,356,834		

INTERNATIONAL TRADE IN INDIA RUBBER (1909).

Exports—	Pounds.	Exports—	Pounds.
Angola	5,200,000	Venezuela	700,357
Belgian Congo	8,268,606	Other countries	30,711,000
Belgium	16,168,832	Total	222,821,862
Bolivia	6,729,438		
Brazil	86,038,347		
Dutch E. Ind.	7,016,869		
Ecuador	1,133,782		
France	15,993,271		
French Guiana	2,878,698		
French Congo	3,378,585		
Germany	8,961,345		
Gold Coast	2,764,190		
Ivory Coast	2,744,456		
Kamerun	5,289,403		
Netherlands	3,952,718		
Peru	6,677,037		
Senegal	1,279,587		
Singapore	5,544,267		
South'n Nigeria	1,388,009		

INTERNATIONAL TRADE IN ROSIN (1909).

Exports—	Pounds.	Imports—	Pounds.
Austria-Hungary	2,292,784	Denmark	3,044,553
Germany	48,019,054	Finland	4,370,282
Netherlands	56,629,686	Germany	216,806,316
United States	555,657,000	Italy	23,511,583
Other countries	45,953,000	Japan	4,738,545
Total	708,561,524	Netherlands	63,619,681
		Russia	55,750,941
		Servia	3,643,860
		Spain	3,218,374
		Sweden	9,777,111
		Switzerland	4,469,386
		Untd. Kingdom	148,453,649
		Uruguay	682,304
		Other countries	27,518,000
		Total	738,899,605

HOOKWORM-DISEASE COMMISSION.

William H. Welch, Dr. Simon Flexner, Dr. Charles W. Stille, Dr. Edwin A. Alderman, Dr. David F. Houston, Prof. P. P. Claxton, J. Y. Joyner, Walter H. Page, Dr. H. B. Frissell, Frederick T. Gates, Starr J. Murphy.

CRUDE PETROLEUM PRODUCED IN THE UNITED STATES.

Year.	Gallons.	Year.	Gallons.	Year.	Gallons.	Year.	Gallons.
1898	2,325,297,786	1901	2,914,346,148	1904	4,916,663,682	1907	6,976,040,970
1899	2,396,975,709	1902	3,728,210,471	1905	5,658,138,360	1908	7,458,148,010
1900	2,661,233,563	1903	4,219,376,154	1906	6,312,745,312	1909	7,649,639,509

WHOLESALE PRICES, 1909 AND 1910.

[From bulletin No. 93 of the bureau of labor, Washington, D. C.]

Wholesale prices in 1910, as measured by the prices of the 257 commodities included in the investigation, were 4 per cent higher than in 1909, and with this advance the level was 1.6 per cent above the high average of 1907 prices. Wholesale prices during 1910 were 19.1 per cent higher than in 1900; 46.7 per cent higher than in 1897, the year of lowest prices in the twenty-one year period from 1890 to 1910; 10.6 per cent higher than in 1890, and 31.6 per cent higher than the average price for the ten years 1890 to 1899.

The highest point reached in 1907 was in October, from which month there was a general decline until August, 1908. Beginning with September, 1908, wholesale prices increased without a break in any month up to March, 1910. In April, May and June prices declined slightly, but from June to December prices remained very nearly at the same level. Wholesale prices in March, 1910, were higher than at any other time in the preceding twenty-one years, being 10.2 per cent higher than in August, 1908; 7.5 higher than in March, 1909; 21.1 higher than the average yearly price of 1900, and 49.2 per cent higher than the average yearly price of 1897. Wholesale prices in December, 1910, were 1.4 per cent lower than in December, 1909, and 2.5 per cent lower than in March, 1910, but they were still 30.4 per cent higher than the average price for the ten years 1890 to 1899, and 45.4 per cent higher than the prices of 1897.

Comparing 1910 with 1909 the group of commodities showing the greatest increase in prices was lumber and building materials, the increase in the group as a whole being 10.7 per cent. Six other groups show an increase in 1910 of 2.7 to 7.5 per cent, while of the two remaining groups into which all commodities have been classified one (housefurnishing goods) shows a decrease of 0.1 per cent and one (fuel and lighting) 3.0 per cent.

The following table shows the average wholesale prices of certain commodities in the calendar years 1909 and 1910:

FARM PRODUCTS.		
Commodity.	1909.	1910.
Barley, choice to fancy, bu.....	\$0.67	\$0.71
Cattle, steers, choice, 100 lbs.....	7.33	7.77
Cattle, steers, good, 100 lbs.....	6.45	7.02
Corn, cash, bu.....	.67	.53
Cotton, upland, middling, lb.....	.12	.15
Flaxseed, No. 1, bu.....	1.56	2.27
Hay, timothy, No. 1, ton.....	13.45	17.27
Hides, green, salted, lb.....	.16	.15
Hogs, heavy, 100 lbs.....	7.57	8.94
Hogs, light, 100 lbs.....	7.36	9.07
Hops, New York state, choice, lb.....	.20	.25
Horses, draft, good, per head.....	208.17	221.91
Mules, 16 hands, per head.....	209.76	212.50
Oats, cash, bu.....	.43	.39
Poultry, live, fowls, lb.....	.16	.17
Rye, No. 2 cash, bu.....	.78	.78
Sheep, wethers, good, 100 lbs.....	5.43	5.54
Sheep, wethers, plain, 100 lbs.....	5.26	5.39
Tobacco, burley, good leaf, 100 lbs.....	17.60	15.54
Wheat, cash.....	1.20	1.10

FOOD, ETC.

Beans, medium, choice, bu.....	2.45	2.40
Bread, crackers, oyster, lb.....	.06	.37
Bread, crackers, soda, lb.....	.06	.07
Bread, loaf (New York market), lb.....	.04	.04
Butter, creamery, Elgin, lb.....	.29	.30
Canned corn, No. 2, dozen cans.....	.91	.58
Canned peas, No. 2, dozen cans.....	1.40	1.38
Canned tomatoes, No. 3, dozen cans.....	.96	.92
Cheese, New York state, cream, lb.....	.15	.16
Coffee, Rio, No. 7, lb.....	.08	.09
Eggs, fresh, fancy, dozen.....	7.02	6.94
Fish, cod dry, quintal.....	7.07	7.31
Fish, herring, split, brl.....	10.19	14.58
Fish, mackerel, salt, brl.....	1.70	1.74
Flour, buckwheat, 100 lbs.....	2.36	2.14
Flour, rye, brl.....	4.49	4.23
Flour, wheat, spring, brl.....	5.76	5.50
Flour, wheat, winter, brl.....	5.45	4.69
Fruit, apples, evaporated, lb.....	.08	.08

Commodity.	1909.	1910.
Fruit, currants, in barrels, lb.....	.06	.06
Fruit, prunes, in boxes, lb.....	.05	.06
Fruit, raisins, California, box.....	1.27	1.23
Glucose, 100 lbs.....	2.47	1.94
Lard, prime, lb.....	.12	.13
Meal, corn, fine white, 100 lbs.....	1.62	1.54
Meal, corn, fine yellow, 100 lbs.....	1.61	1.48
Meat, bacon, short clear sides, lb.....	.12	.13
Meat, bacon, short rib sides, lb.....	.11	.13
Meat, beef, fresh, lb.....	.11	.13
Meat, beef, salt, extra mess, brl.....	11.02	14.59
Meat, beef, salt, hams, brl.....	25.11	25.00
Meat, hams, smoked, lb.....	.13	.16
Meat, mutton, dressed, lb.....	.09	.10
Meat, pork, salt, mess, brl.....	21.34	23.74
Milk, fresh, quart.....	.03	.04
Molasses, New Orleans, gal.....	.35	.37
Poultry, dressed, fowl, lb.....	.16	.18
Rice, domestic, lb.....	.06	.05
Salt, American, brl.....	.82	.76
Soda, bicarbonate of, lb.....	.01	.01
Spices, pepper, lb.....	.07	.08
Starch, pure corn, lb.....	.06	.06
Sugar, granulated, lb.....	.05	.05
Tallow, lb.....	.06	.07
Tea, Formosa, fine, lb.....	.23	.24
Vegetables, cabbage, ton.....	26.17	17.56
Vegetables, onions, brl.....	3.09	2.96
Vegetables, potatoes, bu.....	.69	.43
Vinegar, cider, gal.....	.18	.17

CLOTHS AND CLOTHING.

Bags, 2 bushel, Amoskeag, each.....	.19	.26
Blankets, all wool, 5 lbs. to pair, lb.....	1.00	1.05
Blankets, cotton, 2 lbs. to pair, lb.....	.50	.55
Boots and shoes, men's brogans, pair.....	1.20	1.14
Boots and shoes, men's calf shoes, pair.....	2.95	3.01
Boots and shoes, women's solid grain, pr.....	1.04	1.02
Broadcloths, first quality, yard.....	2.02	2.04
Calico, American, prints, yard.....	.05	.05
Cotton flannels, 3/4 yards to lb., yard.....	.06	.07
Cotton thread, 6 cord, 200 yd. spls., spool.....	.04	.04
Carpets, Brussels, yard.....	1.19	1.20
Carpets, ingrain, yard.....	.53	.53
Carpets, Wilton, yard.....	2.22	2.23
Cotton yarns, cones, 23, lb.....	.23	.25
Denims, Amoskeag, yard.....	.14	.13
Drillings, brown, yard.....	.07	.05
Flannels, white, yard.....	.46	.47
Ginghams, Amoskeag, yard.....	.06	.07
Horse blankets, wool, lb.....	.75	.77
Hosiery, men's cotton 1/2 hose, 12 pairs.....	.81	.80
Hosiery, women's cotton hose, 12 pairs.....	1.77	1.83
Leather, harness, oak, lb.....	.38	.38
Leather, sole, hemlock, lb.....	.25	.25
Overcoatings, covert cloth, yard.....	2.02	1.90
Overcoatings, kersey, yard.....	1.79	1.92
Print cloths, yard.....	.03	.04
Sheetings, bleached, Atlantic, yard.....	.21	.22
Sheetings, bleached, Peppercell, yard.....	.25	.27
Sheetings, brown, Indian Head, yard.....	.07	.02
Shirtings, bleached, Fruit of Loom, yard.....	.09	.09
Shirtings, bleached, Wamsutta, yard.....	.11	.11
Silk, raw, Italian, lb.....	4.38	4.06
Silk, raw, Japan, lb.....	3.84	3.52
Suitings, clay worsted, 12 ounce, yard.....	1.24	1.22
Suitings, indigo blue, wool, yard.....	1.57	1.57
Suitings, serge, yard.....	1.17	1.27
Tickings, Amoskeag, yard.....	.12	.13
Trouserings, worsted, yard.....	2.48	2.58
Underwear, shirts, drawers, wool, doz.....	27.00	27.06
Women's dress goods, poplar cloth, yard.....	.19	.20
Wool, Ohio, fine fleec, scoured, lb.....	.74	.69
Worsted yarns, lb.....	1.11	1.25

FUEL AND LIGHTING.

Candles, 14 ounce, lb.....	.07	.07
Coal, anthracite, broken, ton.....	4.20	4.20
Coal, anthracite, chestnut, ton.....	4.82	4.82
Coal, anthracite, egg, ton.....	4.79	4.83
Coal, anthracite, stove, ton.....	4.82	4.82
Coal, bituminous, ton.....	3.05	3.04
Coke, Connellsville, ton.....	2.02	1.97
Matches, parlor, 144 boxes.....	1.50	1.50
Petroleum, crude, brl.....	1.66	1.34
Petroleum, refined, gal.....	.08	.08

METALS AND IMPLEMENTS.

Commodity.	1909.	1910.
Augers, extra, 1 inch, each.	.37	.37
Axes, M. C. O., Yankee, each.	.67	.68
Bar iron, common, lb.	.01	.02
Barb wire, galvanized, 100 lbs.	2.35	2.13
Chisels, 1 inch, each.	.33	.35
Copper, 1/600, lb.	.13	.13
Copper, sheet, hot rolled, lb.	.18	.18
Copper, wire, bare, lb.	.15	.14
Doorknobs, steel, pair.	.40	.47
Files, 8 inch, dozen.	.93	.93
Hammers, Maydole, No. 1 1/2, each.	.47	.47
Lead, pig, lb.	.04	.04
Lead, pipe, 100 lbs.	4.82	5.06
Locks, common mortise, each.	.16	.16
Nails, 8 penny, fence, 100 lbs.	1.87	1.84
Pig iron, Bessemer, ton.	17.41	17.19
Pig iron, foundry, No. 1, ton.	17.31	17.36
Planes, Bailey, No. 5, each.	1.53	1.66
Saws, crosscut, Disston No. 2, each.	1.60	1.69
Shovels, Ames, No. 2, dozen.	7.62	7.74
Silver, bar, fine, ounce.	.52	.54
Spelter, western, lb.	.05	.06
Steel billets, ton.	24.62	25.38
Steel rails, ton.	28.00	28.00
Tin, pig, lb.	.30	.31
Tinplates, domestic, 100 lbs.	3.74	3.84
Trowels, M. C. O., brick, each.	.34	.34
Vises, solid box, 60 lb., each.	4.60	4.48
Wood screws, 1 inch, gross.	.12	.15
Zinc, sheet, 100 lbs.	6.64	7.02

LUMBER AND BUILDING MATERIALS.

Brick, common, M.	6.39	5.72
Carbonate of lead, lb.	.06	.07
Cement, Portland, brl.	1.41	1.45
Doors, white pine, each.	1.77	1.67
Hemlock, M feet.	20.58	20.62
Lime, common, brl.	1.04	1.04
Lined oil, raw gal.	.58	.85
Maple, hard, M feet.	31.90	31.80
Oak, white, M feet.	48.42	54.25
Oak, white, quartered, M feet.	84.35	87.75
Oxide of zinc, lb.	.05	.05
Pine, white, board, M feet.	37.10	38.25
Pine, yellow, flooring, M feet.	45.83	46.30
Pine, yellow, siding, M feet.	33.04	30.80
Plate glass, polished, sq. ft.	.20	.35

Commodity.

Commodity.	1909.	1910.
Poplar, M feet.	57.63	61.50
Puity, lb.	.01	.01
Rosin, good, strained, lb.	3.50	5.23
Shingles, cypress, M.	3.27	3.49
Spruce, M feet.	25.25	24.60
Tar, brl.	1.64	2.25
Turpentine, spirits of, gal.	.49	.68
Window glass, firsts, 50 sq. ft.	2.32	2.93

DRUGS AND CHEMICALS.

Alcohol, grain, gal.	2.62	2.55
Alcohol, wood, gal.	.50	.50
Alum, lump, lb.	.02	.02
Brimstone, crude, ton.	22.90	22.00
Glycerin, refined, lb.	.17	.21
Muriatic acid, lb.	.01	.01
Opium, natural, lb.	4.61	5.37
Quinine, American, oz.	.14	.14
Sulphuric acid, lb.	.01	.01

HOUSEFURNISHING GOODS.

Earthenware, plates, white, doz.	.46	.43
Earthenware, cups and saucers, gross.	3.39	3.41
Furniture, bed room sets, each.	10.87	11.37
Furniture, chairs, maple, doz.	9.00	9.00
Furniture, chairs, kitchen, doz.	5.58	5.50
Furniture, tables, kitchen, doz.	18.00	20.00
Glassware, nappies, doz.	.11	.11
Glassware, pitchers, doz.	1.00	.94
Glassware, tumblers, common, doz.	.13	.12
Table cutlery, knives, forks, gross.	5.00	5.00
Woodenware, pails, doz.	1.92	1.90
Woodenware, tubs, nest of 3.	1.65	1.61

MISCELLANEOUS.

Cottonseed meal, ton.	32.04	35.56
Cottonseed oil, gal.	.44	.60
Jute, raw, lb.	.03	.03
Malt, western, bu.	.79	.89
Paper, news, lb.	.02	.02
Paper, Manila wrapping, lb.	.05	.05
Rope, spirits, gal.	1.36	1.32
Rope, Manila, lb.	.08	.09
Rubber, lb.	1.48	1.91
Soap, castile, lb.	.10	.10
Starch, laundry, lb.	.04	.04
Tobacco, plug, lb.	.47	.47
Tobacco, smoking, granulated, lb.	.60	.58

RECORD PRICES FOR OLD BOOKS.

The sale of the Hoe library in New York, N. Y., in April and May, 1911, brought some remarkable prices for rare old volumes, of which there were many in the collection. Among the books for which the largest sums were paid were the following:

Gutenberg bible, bought by Henry E. Huntington of Los Angeles, Cal., for \$50,000. It was the first book printed from movable type and was published between 1450 and 1455.

Sir Thomas Malory's "Morte d'Arthur," bought for J. P. Morgan of New York, N. Y., for \$42,800. This is the only perfect copy known of the Caxton edition.

Manuscript of "Pembroke Hours," bought by Arthur Hoe of New York, N. Y., for \$33,000.

"The Hours of Anne Beaujeau," bought by Miss T. Benson of Brooklyn, N. Y., for \$24,000.

"Helyas Knight of the Swanee," bought by Walter M. Hill of Chicago for \$21,000.

It has been estimated that a two foot bookshelf containing ten of the rarest books in the world would cost more than \$250,000. The books and the

present market price of each follow: Gutenberg bible, the first printed book, \$50,000; Psalter of 1457 first book printed with a date, \$50,000; "Receyvel of the History of Troy," printed by William Caxton, the first book in the English language, \$40,000; first edition of Chaucer's Canterbury Tales, 1478, \$20,000; first edition of Sir Thomas Malory's "Morte d'Arthur," \$42,800; "Book of the General Laws of Massachusetts," 1648, first book of laws printed in America, \$20,000; Bay psalm book, 1640, first book printed in America, \$10,000; first edition of Shakespeare's "Venus and Adonis," \$10,000; Psalter of 1459, the best copy of which is now owned by J. P. Morgan, \$10,000.

PERSONS KILLED OR INJURED IN FIRES.

According to the Insurance Press of New York there were sixty firemen killed in the line of duty and 1,689 injured in the United States in 1910. In the course of the same year 301 persons other than firemen were killed and 600 injured, making the total of killed and injured 2,650.

WOOLEN AND WORSTED GOODS INDUSTRY.

Bureau of the census report, 1911.

	1909.	1904.	1899.	Per cent increase, 1899-1909.
Number of establishments.	913	1,018	1,221	*25
Capital.	\$415,465,000	\$302,767,000	\$256,554,000	62
Cost of materials used.	\$278,466,000	\$197,489,000	\$148,087,000	85
Salaries and wages.	\$75,214,000	\$61,453,000	\$50,126,000	58
Miscellaneous expenses.	\$21,347,000	\$16,520,000	\$14,036,000	52
Value of products.	\$419,826,000	\$307,942,000	\$238,745,000	76
Value added by manufacture (products less cost of materials).	\$146,360,000	\$110,453,000	\$90,658,000	61
Employes—Number of salaried officials and clerks.	5,325	4,324	3,615	47
Average number of wage earners employed during the year.	162,914	141,998	128,901	29

*Decrease.

RELATIVE PRICES OF COMMODITIES.

In this table, prepared by the department of labor in Washington, the average wholesale price in New York and other primary markets of each article for the years 1890-1909, inclusive, is taken as the base price and is represented by 100. The relative price is the average wholesale price for each year from 1893 to 1910, inclusive, compared with the base price.

YEAR.	CATTLE AND CATTLE PRODUCTS.						DAIRY PRODUCTS.		
	Cattle.	Beef. fresh.	Beef. hams.	Beef. mess.	Tallow.	Hides.	Milk.	Butter.	Cheese
1898.....	102.2	101.3	113.8	114.2	81.8	122.8	93.7	86.8	83.3
1899.....	113.2	108.3	125.8	115.9	104.1	131.8	89.2	95.8	108.9
1900.....	111.3	104.3	114.2	121.7	111.5	127.4	107.5	101.7	114.3
1901.....	116.6	103.1	112.6	116.3	119.1	132.0	102.7	97.7	102.4
1902.....	139.5	125.9	118.0	147.1	144.6	142.8	112.9	112.1	114.1
1903.....	105.8	101.7	117.2	113.1	117.2	124.8	112.9	105.7	123.3
1904.....	110.9	106.1	123.5	109.4	105.5	124.4	107.8	98.4	103.2
1905.....	111.2	104.0	121.6	125.0	103.2	152.6	113.3	112.8	122.8
1906.....	114.2	90.2	119.2	110.3	119.3	164.7	118.0	113.1	133.0
1907.....	122.9	114.7	144.0	122.5	142.8	155.3	131.4	128.5	143.3
1908.....	127.4	129.5	153.2	164.5	126.7	142.6	129.0	122.1	138.2
1909.....	137.1	133.1	138.8	137.5	136.0	175.8	132.5	131.7	150.5
1910.....	146.1	133.2	138.2	132.0	167.6	165.0	144.3	138.5	159.3

YEAR.	HOGS AND HOG PRODUCTS.					SHEEP AND SHEEP PRODUCTS.		
	Hogs.	Bacon.	Hams. smoked.	Messpork.	Lard.	Sheep.	Mutton.	Wool.
1898.....	85.6	89.4	82.0	84.8	84.4	104.9	96.0	108.3
1899.....	91.8	85.8	93.8	80.3	85.0	104.3	94.3	110.8
1900.....	115.5	111.5	104.2	107.5	105.5	112.0	96.4	117.7
1901.....	124.5	132.3	109.2	134.2	135.3	92.0	89.5	96.6
1902.....	155.2	159.0	123.1	154.2	161.9	103.2	97.9	100.8
1903.....	137.2	142.1	129.2	143.1	134.1	98.4	98.7	110.3
1904.....	116.7	115.1	108.9	120.6	111.8	109.1	103.2	115.5
1905.....	120.2	119.0	106.3	223.9	113.9	131.5	113.9	127.3
1906.....	142.2	159.9	125.5	150.5	135.6	132.6	120.7	121.1
1907.....	130.2	140.7	132.4	151.9	140.7	123.9	116.0	121.9
1908.....	129.5	133.1	114.3	137.3	138.8	111.0	114.5	118.1
1909.....	169.1	173.4	133.1	183.5	173.7	121.7	119.2	126.5
1910.....	203.3	197.0	167.1	204.1	191.6	124.3	133.3	115.8

YEAR.	CORN, ETC.			FLAXSEED, ETC.		RYE AND RYE FLOUR.		WHEAT AND WHEAT FLOUR.		BREAD, ETC.		
	Corn.	Glucose.	Meal.	Flaxseed.	Linseed oil.	Rye.	Rye flour.	Wheat.	Wheat flour.	Wheat flour.	Crackers.	Loaf bread
1898.....	82.6	91.8	83.7	99.8	86.5	93.8	92.9	117.8	109.0	109.0	107.3	100.8
1899.....	87.6	95.6	91.2	104.0	94.1	104.4	99.4	94.7	87.9	87.9	99.1	100.8
1900.....	100.2	104.9	97.0	145.7	138.7	97.9	103.3	93.7	88.3	88.3	102.7	100.8
1901.....	130.6	116.0	115.5	145.8	140.0	100.8	100.1	95.7	87.4	87.4	108.2	100.8
1902.....	156.9	153.6	143.2	135.0	130.8	102.5	103.8	98.7	89.7	89.7	108.2	100.8
1903.....	121.1	129.7	124.7	94.1	91.9	97.5	94.9	105.1	97.1	97.1	101.3	100.8
1904.....	132.6	126.3	129.5	99.6	91.7	133.4	131.1	133.3	125.4	125.4	103.4	106.0
1905.....	131.7	125.1	128.4	107.6	103.1	134.5	134.7	134.5	122.2	122.2	113.6	110.9
1906.....	121.8	142.9	122.5	99.1	89.3	115.5	115.9	105.6	96.8	96.8	112.1	110.9
1907.....	138.8	159.4	131.5	106.1	96.7	145.4	138.7	120.8	108.6	108.6	112.1	110.9
1908.....	179.9	186.2	156.4	108.0	96.5	148.0	142.8	131.8	118.8	118.8	112.1	114.5
1909.....	175.5	174.4	156.7	140.6	127.9	148.0	135.2	159.7	138.6	138.6	112.8	117.1
1910.....	152.7	136.9	146.3	203.7	186.7	147.0	127.5	146.1	125.8	125.8	120.7	117.9

YEAR.	COTTON AND COTTON GOODS.									
	Cotton, upland, mid'ling	Bags, 2-bushel Am's/s'kg	Calico, Cochecho prints.	Cotton flannels.	Cotton thread.	Cotton yarns.	Denlms.	Drillings.	Ginghams.	Hosiery
1898.....	76.9	95.6	81.4	81.0	93.4	90.8	85.9	86.8	83.1	83.4
1899.....	84.7	103.4	87.3	88.0	98.4	88.5	85.5	89.5	89.7	82.5
1900.....	123.8	112.6	94.9	101.6	120.1	115.5	102.8	105.0	96.3	87.9
1901.....	111.1	101.0	90.4	95.4	120.1	98.3	100.2	102.2	92.3	85.9
1902.....	115.1	102.4	90.4	96.1	120.1	94.0	100.6	102.0	99.2	85.2
1903.....	144.7	104.2	91.1	106.8	120.1	112.9	108.0	109.6	101.8	90.1
1904.....	155.9	123.4	95.7	125.6	120.1	119.5	116.6	126.7	99.9	89.2
1905.....	123.1	109.6	93.5	119.7	120.1	105.7	103.7	123.8	93.4	87.5
1906.....	142.0	129.1	99.5	128.2	120.1	120.8	118.1	133.8	104.7	89.7
1907.....	153.0	138.5	121.0	139.5	134.8	133.9	132.3	147.2	122.0	97.4
1908.....	134.8	134.3	104.3	119.2	131.7	108.8	111.1	130.6	101.5	89.5
1909.....	156.0	134.6	87.1	108.4	126.4	118.6	119.9	139.7	107.2	92.3
1910.....	194.8	146.0	106.8	128.9	126.4	133.4	138.9	154.2	123.2	93.1

RELATIVE PRICES OF COMMODITIES.—CONTINUED.

YEAR.	COTTON AND COTTON GOODS.				WOOL AND WOOLEN GOODS.					
	Print cloths.	Sheetings.	Shirts.	Tickings.	Wool.	Blankets, all wool.	Broad-cloths.	Carpets.	Flannels.	Horse blankets.
1898.....	72.6	86.7	83.8	84.3	108.3	107.1	98.2	100.2	97.8	99.5
1899.....	96.3	92.2	87.8	87.0	110.8	95.2	98.2	99.4	99.5	94.2
1900.....	108.6	105.9	100.4	102.2	117.7	107.1	108.0	102.7	108.7	118.7
1901.....	99.3	101.8	98.9	95.5	96.6	101.2	110.3	101.9	100.8	109.9
1902.....	108.9	101.4	98.8	99.0	100.8	101.2	110.3	102.5	105.8	109.9
1903.....	113.3	110.1	103.2	104.1	110.3	110.1	110.3	108.6	114.3	117.8
1904.....	117.3	121.6	104.7	114.3	115.5	110.1	110.5	110.0	117.6	122.2
1905.....	130.0	113.5	101.2	109.1	127.3	119.0	115.2	115.7	118.4	130.9
1906.....	127.7	122.4	111.1	119.0	121.1	122.0	116.6	117.7	129.4	138.3
1907.....	167.4	132.2	137.4	129.4	121.5	119.0	116.6	123.2	123.1	130.9
1908.....	118.0	120.0	120.0	106.0	118.3	113.1	115.6	118.9	122.4	126.5
1909.....	126.5	119.6	116.4	111.3	126.5	119.0	116.6	116.8	121.9	126.5
1910.....	134.8	131.5	119.8	121.1	115.8	125.5	117.8	117.3	123.5	135.3

YEAR.	WOOL AND WOOLEN GOODS.					HIDES, LEATHER, BOOTS AND SHOES.			PETROLEUM.	
	Over-coatings (all wool).	Snitings.	Underwear (all wool).	Dress goods (all wool).	Worsted yarns.	Hides.	Leather.	Boots and shoes.	Crude.	Refined.
1898.....	97.1	103.4	92.7	88.5	100.5	122.8	104.4	96.3	100.2	99.5
1899.....	100.6	106.1	100.4	102.7	106.7	131.8	109.5	96.8	142.1	118.0
1900.....	116.1	115.8	100.4	118.4	118.4	127.4	118.2	99.4	148.5	132.6
1901.....	105.3	104.9	100.4	107.9	102.2	132.0	110.8	99.2	132.9	139.3
1902.....	105.9	105.8	100.4	109.8	109.8	111.7	112.7	98.9	135.9	118.8
1903.....	110.2	109.0	100.4	114.4	118.0	124.8	112.0	100.2	174.5	142.8
1904.....	110.3	109.0	100.4	115.6	116.5	124.4	108.5	101.1	178.8	140.5
1905.....	118.2	122.7	100.4	129.7	124.7	152.6	112.1	107.4	152.1	126.6
1906.....	126.1	134.8	115.8	134.1	128.5	164.7	120.4	121.8	175.5	131.8
1907.....	124.8	133.1	115.8	130.9	127.9	155.3	124.0	125.9	190.5	139.1
1908.....	122.6	127.6	115.8	127.0	117.6	142.6	119.4	121.3	195.6	143.1
1909.....	109.8	135.1	115.8	133.4	130.2	175.8	126.8	128.1	182.7	133.7
1910.....	110.7	134.7	115.8	136.4	123.7	165.0	125.3	126.6	147.7	120.5

SUMMARY OF RELATIVE PRICES OF COMMODITIES, 1898 TO 1910, BY GROUPS.

Average price for 1890-1890-100.

YEAR.	Farm prod'cts.	Food, etc.	Cloths and clothing.	Fuel and lighting.	Metals and implements.	Lumber and building material.	Drugs and chemicals.	House-furnish-ing goods.	Mis-cellaneous.	All com-modities.
1898.....	96.1	94.4	96.7	95.4	86.4	86.8	106.4	92.0	92.4	93.4
1899.....	100.0	98.3	106.8	105.0	114.7	105.3	111.5	95.1	97.7	101.7
1900.....	109.5	104.2	101.0	120.9	120.5	115.7	115.2	110.9	109.8	110.5
1901.....	116.9	105.9	102.0	119.5	111.9	116.7	115.2	110.9	107.4	108.5
1902.....	130.5	111.3	107.1	134.3	117.2	118.8	114.2	111.2	114.1	112.9
1903.....	118.8	107.1	106.6	149.3	117.6	121.4	112.6	113.0	113.6	113.6
1904.....	126.2	107.2	109.8	132.6	109.6	122.7	110.0	111.7	111.7	113.0
1905.....	124.2	108.7	112.0	128.8	122.5	127.8	109.1	109.1	112.8	115.9
1906.....	123.6	112.6	120.0	129.5	135.2	140.1	101.2	111.0	121.1	122.4
1907.....	137.1	117.8	126.7	135.0	143.4	146.9	109.6	118.5	127.1	129.5
1908.....	138.1	120.6	116.9	130.8	125.4	133.1	110.4	114.0	119.9	122.8
1909.....	153.1	124.7	119.6	129.3	124.8	138.4	112.4	111.7	125.9	126.5
1910.....	164.6	128.7	123.7	125.4	128.5	153.2	117.0	111.6	133.1	131.6

AVERAGE VALUE PER ACRE OF MEDIUM FARMS.

[From report of the United States department of agriculture.]

State or territory.	1900.	1905.	State or territory.	1900.	1905.	State or territory.	1900.	1905.
Maine.....	\$20.62	\$23.13	Ohio.....	\$47.22	\$57.43	Texas.....	\$8.45	\$11.83
New Hampshire.....	38.93	41.18	Indiana.....	41.47	54.96	Indian Territory.....	9.51	14.26
Vermont.....	20.68	23.23	Illinois.....	54.83	75.31	Oklahoma.....	9.90	17.49
Massachusetts.....	41.29	45.47	Michigan.....	29.94	36.91	Arkansas.....	11.23	16.67
Rhode Island.....	39.63	40.65	Wisconsin.....	37.34	48.60	Montana.....	5.66	8.13
Connecticut.....	44.70	46.81	Minnesota.....	28.44	35.38	Wyoming.....	4.87	8.83
New York.....	43.58	51.54	Iowa.....	49.91	64.56	Colorado.....	4.71	15.08
New Jersey.....	53.81	65.49	Missouri.....	24.43	34.70	New Mexico.....	5.09	7.76
Pennsylvania.....	40.16	44.89	North Dakota.....	10.80	18.42	Arizona.....	7.21	10.49
Delaware.....	32.28	37.46	South Dakota.....	13.66	22.66	Utah.....	14.88	20.85
Maryland.....	23.98	33.81	Nebraska.....	20.60	31.73	Nevada.....	7.66	10.94
Virginia.....	16.19	20.62	Kansas.....	15.51	23.99	Idaho.....	11.93	19.65
West Virginia.....	18.51	23.11	Kentucky.....	25.93	32.70	Washington.....	25.55	24.89
North Carolina.....	11.73	16.04	Tennessee.....	17.40	22.56	Oregon.....	10.94	16.46
South Carolina.....	10.96	16.87	Alabama.....	7.89	11.72	California.....	22.20	28.29
Georgia.....	8.87	13.56	Mississippi.....	10.93	15.94			
Florida.....	16.40	25.31	Louisiana.....	18.72	26.46	United States.....	21.80	23.11

EARTHQUAKE IN MEXICO CITY.

Sixty-three persons were killed and seventy-five injured by an earthquake in the City of Mexico at 4:33 a. m., June 7, 1911. Property valued at \$100,000 was destroyed. More than half of the vic-

tims were soldiers, who were buried in the ruins of the artillery barracks near the Mexican Central station.

MONEY AND FINANCE.

WORLD'S PRODUCTION OF GOLD AND SILVER IN 1909.

Calendar year.

Country.	Gold.	Silver.	Country.	Gold.	Silver.	Country.	Gold.	Silver.
Untd. States	\$39,673,400	\$28,455,200	Turkey	\$2,200	\$4,100	Uruguay	\$91,600	
Canada	9,790,000	14,496,900	France	1,147,400	307,900	Central America	2,630,100	\$1,193,000
Mexico	23,842,900	38,450,100	Great Britain	59,200	239,100	Japan	3,786,700	2,224,800
Africa	170,988,600	559,800	Serbia	150,800	5,800	China	9,252,100	
Australasia	71,007,900	8,506,800	Argentina	189,900	137,900	Indo-China	65,600	
Russia	32,381,300	68,700	Bolivia-Chile	492,400	2,885,000	Korea	1,993,600	
Austria			Colombia	3,179,900	224,200	Slam	327,600	
Hungary	1,942,000	519,600	Ecuador	274,400	11,500	India, British	10,358,600	
Germany	69,200	2,773,100	Brazil	2,252,900		East Indies, British	1,436,900	
Norway		119,800	Venezuela	280,600	106,600	East Indies, Dutch		242,300
Sweden	10,100	15,300	Gulana, Brit.	1,192,700		Total	454,422,900	109,832,200
Italy	24,200	409,000	Gulana, Fr'tch	621,000				
Spain	2,900	2,478,900	Gulana, F'r	2,143,900				
Greece		481,100	Peru	514,500	4,974,400			

COINAGE OF GOLD AND SILVER BY NATIONS IN 1909.

Reported by the director of the mint.

Country.	Gold.	Silver.	Country.	Gold.	Silver.	Country.	Gold.	Silver.
Untd. States	\$88,776,910	\$8,087,853	Straits Settlements		\$1,720,792	Montenegro		\$162,132
Philippines		3,981,610	Chile		208,471	Netherlands	\$311,000	1,407,000
Austria			China		11,103,995	Dutch East Indies		804,000
Hungary	11,285,186	9,784,691	Denmark	\$1,652,960		Norway		139,360
Belgium		2,191,796	France	38,740,321	39,372	Persia	23,250	5,000,000
Bolivia		389,000	India-China		9,787,871	Russia	256,988	983
Brazil	54,179	247,581	Tunis		249	Portugal		3,774,415
Australasia	47,830,786	673,044	Germany	29,272,420	12,667,479	Slam		6,034,525
Br. Africa	79,194	16,222	German East Africa		97,330	Siam Salvador		593,170
Ceylon		64,887	Italy		670,636	Switzerland	1,544,000	501,800
Newfoundland		100,000	Japan	16,393,119	7,371,450	Turkey	8,169,755	781,397
Gt. Britain	69,104,300	5,851,265	Korea		199,200	Total	313,242,714	113,427,331
Gulana, Brit.		2,920	Mexico		1,586,629			
Hongkong		5,068,029						
India		9,238,002						

PRODUCT OF GOLD AND SILVER IN THE UNITED STATES (1792-1909).

[For 1792-1873 is by R. W. Raymond, commissioner, and since by the director of the mint.]

PERIOD.	Gold.	Silver.	Total.	PERIOD.	Gold.	Silver.	Total.
April 2, 1792-July 31, 1834.	\$14,000,000	Insignificant.	\$14,000,000	1896.	\$53,088,000	\$76,069,000	\$129,157,000
July 31, 1834-Dec. 31, 1844.	7,500,000	\$250,000	7,750,000	1897.	57,865,000	69,637,000	127,502,000
1845-1850	103,036,769	300,000	103,336,769	1898.	64,463,000	70,384,000	134,847,000
1851-1859	551,000,000	1,100,000	552,100,000	1900.	71,053,000	70,980,000	142,033,000
1861-1870	474,250,000	100,750,000	575,000,000	1901.	79,171,000	74,533,000	153,704,000
1871-1880	385,300,000	940,300,000	755,600,000	1902.	78,667,000	71,388,000	150,055,000
1881-1890	326,620,000	635,056,000	861,676,000	1903.	80,000,000	71,758,000	151,758,000
1891.	33,175,000	75,417,000	108,592,000	1904.	73,591,700	70,206,000	143,797,700
1892.	33,000,000	72,101,000	115,101,000	1905.	69,424,700	57,682,800	127,107,500
1893.	35,955,000	77,576,000	113,531,000	1906.	88,180,700	34,222,000	122,402,700
1894.	39,500,000	64,000,000	103,500,000	1907.	94,373,800	38,256,400	132,630,200
1895.	46,610,000	72,051,000	118,661,000	1908.	90,435,700	37,299,700	127,735,400
				1909.	84,569,000	28,050,600	112,619,600
					89,479,400	28,456,200	117,935,600

WORLD'S PRODUCTION OF GOLD AND SILVER SINCE 1492.

[From report of the director of the mint, 1910.]

CALENDAR YEARS.	Gold.	Silver (coining value).	Per cent gold.	Per cent silver.	CALENDAR YEARS.	Gold.	Silver (coining value).	Per cent gold.	Per cent silver.
1492-1520.	\$107,931,000	\$54,703,000	66.4	33.6	1831-1840.	\$134,841,000	\$247,930,000	35.2	64.1
1521-1544.	114,305,000	98,986,000	55.9	44.1	1841-1850.	363,928,000	324,400,000	52.9	47.7
1545-1560.	90,492,000	207,240,000	30.4	69.6	1851-1855.	662,556,000	184,169,000	78.3	21.9
1561-1580.	90,917,000	248,900,000	26.7	73.3	1856-1860.	670,415,000	188,092,000	78.1	21.1
1581-1600.	98,065,000	348,254,000	22.0	78.0	1861-1865.	614,944,000	228,861,000	72.9	27.0
1601-1620.	113,248,000	351,579,000	24.4	75.6	1866-1870.	648,071,000	278,813,000	70.0	30.0
1621-1640.	110,324,000	327,221,000	25.2	74.8	1871-1875.	577,583,000	409,332,000	58.5	41.0
1641-1660.	116,571,000	304,525,000	27.7	72.3	1876-1880.	572,931,000	509,256,000	53.0	47.6
1661-1680.	123,045,000	280,106,000	30.9	69.5	1881-1885.	495,532,000	694,774,000	45.5	54.5
1681-1700.	143,083,000	284,200,000	33.5	66.5	1886-1890.	504,474,000	704,077,000	44.4	55.6
1701-1720.	170,403,000	295,829,000	36.6	63.4	1891-1895.	514,736,000	1,018,708,000	44.4	55.4
1721-1740.	253,611,000	358,480,000	41.4	58.6	1896-1900.	1,286,505,000	1,071,148,000	54.6	45.3
1741-1760.	327,161,000	443,232,000	42.5	57.5	1901-1905.	1,610,309,700	1,036,848,500	60.9	39.9
1761-1780.	275,211,000	542,458,000	33.7	66.3	1906.	402,508,000	216,400,000	65.3	34.7
1781-1800.	236,464,000	730,810,000	24.4	75.6	1907.	412,966,000	238,166,000	63.4	36.6
1801-1810.	118,152,000	371,677,000	24.1	75.9	1908.	443,000,200	262,770,900	62.9	37.2
1811-1820.	76,063,000	221,786,000	25.3	74.0	1909.	454,422,900	273,036,900	62.5	37.5
1821-1830.	94,479,000	191,444,000	28.0	67.8					

STOCK OF GOLD AND SILVER IN THE UNITED STATES.

FISCAL YEAR ENDED JUNE 30.	POPULA- TION.	TOTAL COIN AND BULLION		PER CAPITA.		
		Gold.	Silver.	Gold.	Silver.	Total metallic
1873.....	41,677,000	\$135,000,000	\$6,149,305	\$3.23	\$0.15	\$3.38
1880.....	50,155,783	351,841,206	148,522,678	7.01	2.96	9.97
1890.....	62,622,250	685,563,629	463,211,919	11.10	7.39	18.49
1900.....	76,891,000	1,034,439,264	647,371,030	13.45	8.42	21.87
1901.....	77,794,000	1,124,652,318	661,205,403	14.47	8.50	22.97
1902.....	79,117,000	1,192,335,037	670,540,105	15.07	8.45	23.55
1903.....	80,847,000	1,249,552,756	677,448,833	15.45	8.38	23.83
1904.....	81,867,000	1,327,672,672	682,383,277	16.21	8.23	24.55
1905.....	83,259,000	1,387,881,186	686,401,168	16.31	8.24	24.55
1906.....	84,632,000	1,472,996,209	687,358,920	17.40	8.12	25.52
1907.....	86,074,000	1,466,056,632	705,330,224	17.03	8.20	25.23
1908.....	87,496,000	1,615,140,575	723,594,595	18.46	8.27	26.73
1909.....	88,926,000	1,640,567,181	725,550,073	18.45	8.16	26.61
1910.....	90,363,000	1,635,424,513	727,078,304	18.10	8.05	26.15

PRODUCT OF GOLD AND SILVER BY STATES AND TERRITORIES.

Approximate distribution, by producing states and territories, for the calendar year 1909 as estimated by the director of the mint.

STATE OR TERRITORY.	GOLD.		SILVER.	
	Fine ounces.	Value.	Fine ounces.	Commer- cial value.
Alabama.....	1,413	\$29,200	200	\$100
Alaska.....	983,928	20,339,600	198,000	103,300
Arizona.....	127,071	2,429,800	2,523,000	1,312,300
California.....	1,001,537	20,708,600	2,304,900	1,198,500
Colorado.....	1,056,829	21,846,600	8,846,300	4,600,100
Georgia.....	2,069	43,400	200	100
Idaho.....	65,026	1,344,200	6,755,900	3,513,100
Illinois.....	900	600
Michigan.....	217,600	113,100
Missouri.....	10	200	15,200	7,900
Montana.....	181,411	3,750,100	12,034,500	6,257,900
Nevada.....	792,682	16,386,200	10,119,200	5,262,000
New Hampshire.....	3,000	1,600
New Mexico.....	12,223	253,800	324,200	168,600
North Carolina.....	1,519	31,400	400	200
Oregon.....	40,108	829,000	69,600	36,200
Pennsylvania.....	300	6,200
Philippines.....	11,978	247,600	3,000	1,600
Porto Rico.....	29	600
South Carolina.....	358	7,400
South Dakota.....	317,938	6,573,000	196,300	102,100
Tennessee.....	208	4,300	65,900	31,900
Texas.....	19	400	408,100	212,200
Utah.....	203,818	4,213,300	10,551,100	5,486,600
Virginia.....	104	4,000	6,400	3,300
Washington.....	20,753	429,000	75,200	39,100
Wyoming.....	189	3,800	1,800	900
Total.....	4,821,701	99,073,400	54,721,500	28,455,200

PRICE OF BAR SILVER IN LONDON.

Highest, lowest and average price of bar silver per ounce British standard (.925) since 1871 and the equivalent in United States gold coin of an ounce 1.000 fine, taken at the average price

CALENDAR YEAR.	Lowest quotation.	Highest quotation.	Average quotation.	Value of a fine ounce at average quotation	CALENDAR YEAR.	Lowest quotation.	Highest quotation.	Average quotation.	Value of a fine ounce at average quotation
1871.....	d. 90 3-16	d. 61	d. 60 1/2	\$1.326	1891.....	d. 43 1/2	d. 45 3/4	d. 45 1-16	\$0.98782
1872.....	59 1/2	61 1/2	60 5-16	1.322	1892.....	37 1/2	40 3/4	39 3/4	.87106
1873.....	57 1/2	59 1/2	59 1/2	1.298	1893.....	30 1/2	33 1/2	35 9-16	.78081
1874.....	57 1/2	59 1/2	58 5-16	1.278	1894.....	27	31 1/2	28 7-16	.63479
1875.....	55 1/2	57 1/2	56 1/2	1.246	1895.....	27 3-16	31 1/2	27 1/2	.65408
1876.....	46 1/2	53 1/2	52 1/2	1.156	1896.....	23 1/2	31 1-16	30 1/2	.67437
1877.....	53 1/2	58 1/2	57 1-16	1.201	1897.....	25 1/2	29 13-16	27 9-16	.60492
1878.....	49 1/2	55 1/2	52 9-16	1.152	1898.....	23 1/2	28 1/2	26 15-16	.58010
1879.....	48 1/2	53 1/2	51 1/2	1.123	1899.....	20 1/2	29	27 7-16	.60154
1880.....	51 1/2	52 1/2	52 1/4	1.145	1900.....	27	30 1/2	28 5-16	.62007
1881.....	50 1/2	52 1/2	51 15-16	1.138	1901.....	24 15-16	29 9-16	27 3-16	.58595
1882.....	50	52 1/2	51 13-16	1.136	1902.....	21 11-16	26 1-16	24 1-16	.52736
1883.....	50	51 3-16	50 3/4	1.110	1903.....	21 11-16	28 1/2	24 3/4	.54257
1884.....	49 1/2	51 1/2	50 1/4	1.112	1904.....	24 7-16	28 9-16	26 13-32	.57876
1885.....	46 1/2	50	48 9-16	1.0445	1905.....	25 7-16	30 5-16	27 27-32	.61087
1886.....	42	47	45 3/4	.9946	1906.....	29	33 1/2	30 7/8	.67629
1887.....	43 1/2	47 1/2	44 1/2	.97823	1907.....	32 1/2	32 7-16	30 1-16	.65152
1888.....	43	44 1/2	42 3/4	.93897	1908.....	22	24	24 13-32	.56400
1889.....	42 1/2	44 3/4	41 11-16	.93512	1909.....	22	24 13-16	23 7/32	.52005
1890.....	43 1/2	45 1/2	47 1/4	1.04833	1910.....	23 1-16	24 15-16	23 15-16	.52481

MONEY OF THE WORLD (JAN. 1, 1909).

Monetary systems and approximate stocks of money in the principal countries of the world as reported by the director of the mint.

COUNTRY.	Monetary standard.	Monetary unit.	Value in terms of gold dollar.	Population in millions.	Gold in millions of dollars.	Silver in millions of dollars.	Uncovered paper in millions of dollars.	PER CAPITA.			
								Gold.	Silver.	Pa-per.	To-tal.
United States.....	Gold	Dollar.....	1.000	89.6	1,638.6	735.6	780.7	\$18.29	\$8.21	\$8.71	\$35.21
Austria-Hungary.....	Gold	Crown.....	.203	50.9	53.9	131.2	96.6	7.62	2.60	1.91	11.53
Belgium.....	Gold	Franc.....	.193	7.3	22.3	8.9	133.4	3.05	1.22	13.27	22.64
Australasia.....	Gold	Pound sterling.....	4.866 ³ / ₄	4.3	173.5	10.0	+	40.35	2.23	42.68
Canada.....	Gold	Dollar.....	1.000	6.2	97.0	6.7	76.4	15.65	1.08	12.32	29.05
United Kingdom.....	Gold	Pound sterling.....	4.866 ³ / ₄	45.0	564.5	119.2	114.5	12.54	2.65	2.55	17.74
India.....	Gold	Pound sterling.....	4.866 ³ / ₄	235.2	100.0	146.0	38.949	1.13	1.62
South Africa.....	Gold	Pound sterling.....	4.866 ³ / ₄	7.3	65.4	20.0	+	8.38	2.56	10.94
Straits Settlements*.....	Silver.	Dollar.....	.567	1.6	1.0	37.5	8.1	0.96	23.44	5.06	28.56
Bulgaria.....	Gold	Lev.....	.194	4.0	6.2	3.3	4.6	1.55	.53	1.15	3.53
Cuba.....	Gold	Peseta.....	.910	2.1	38.2	5.0	+	18.19	2.38	20.57
Denmark.....	Gold	Crown.....	.268	2.7	19.2	6.2	14.7	7.11	2.30	5.44	14.85
Finland.....	Gold	Markka.....	.049	11.3	182.9	15.9	2.8	16.19	1.41	2.3	17.85
France.....	Gold	Franc.....	.193	2.9	6.1	5	11.5	2.10	1.17	3.97	6.24
Germany.....	Gold	Mark.....	.28	60.6	190.6	235.6	346.9	3.15	8.89	5.72	12.76
Greece.....	Gold	Drachma.....	.183	2.6	2	30	27.5	.08	1.15	10.58	11.81
Haiti.....	Gold	Gourde.....	.965	1.5	1.0	2.5	8.8	1.67	5.87	8.21	8.21
Italy.....	Gold	Lira.....	.498	33.9	293.8	24.0	145.3	8.37	.71	4.29	13.87
Japan.....	Gold	Yen.....	.193	52.9	72.3	57.6	67.2	1.37	1.09	1.27	3.73
Mexico.....	Gold	Peso.....	.498	13.6	37.6	56.0	51.2	2.76	4.12	3.76	10.64
Netherlands.....	Gold	Florin.....	.402	5.8	67.8	52.7	57.3	11.69	9.09	9.88	50.66
Norway.....	Gold	Crown.....	.268	2.8	12.7	3.7	7.3	5.52	1.61	3.17	10.60
Portugal.....	Gold	Milreis.....	1.680	6.4	14.6	39.7	30.0	7.0	7.35	5.56	25.61
Roumania.....	Gold	Ruble.....	.515	154.0	901.1	78.4	+	5.85	.51	6.36
Russia.....	Gold	Dinar.....	.193	2.8	5.1	1.5	5.3	1.82	.54	1.89	2.25
Siam.....	Gold	Tical.....	5.000	6.1	1	43.1	2.1	0.2	7.07	.34	7.43
Argentina.....	Gold	Peso.....	.965	6.0	167.9	+	239.6	27.98	39.93	67.91
Bolivia.....	Silver.	Boliviano.....	.499	1.8	2.5	5	40	1.39	.28	2.22	3.89
Brazil.....	Gold	Milreis.....	.546	21.5	68.3	25.0	190.6	3.18	1.16	8.87	13.21
Chile.....	Gold	Peso.....	.365	3.4	1	2.8	56.3	.03	.84	16.56	17.41
Colombia.....	Gold	Dollar.....	1.000	4.5	1	+	1000.0	.02	222.22	222.24
Ecuador.....	Gold	Sucre.....	.487	1.3	4.5	1.3	2.0	3.46	1.00	1.54	6.00
Guiana (British).....	Gold	Pound sterling.....	4.866 ³ / ₄	.3	1	1	5	3.3	1.33	1.57	3.33
Guiana (Dutch).....	Gold	Florin.....	.402	1.1	1	3	4	1.00	3.00	4.00	8.00
Guiana (French).....	Gold	Franc.....	.193	1.1	2	1	6	2.00	1.00	6.00	9.00
Paraguay.....	Gold	Peso.....	.965	.6	1	+	35.0	1.7	58.33	58.50
Peru.....	Gold	Sol.....	.490	4.6	6.8	2.4	+	1.48	.52	2.00
Uruguay.....	Gold	Peso.....	1.034	1.1	15.5	4.3	1.7	14.09	3.91	1.55	19.55
Venezuela.....	Gold	Bolivar.....	.193	2.6	3	7	+	.12	.2739
Spain.....	Gold	Peseta.....	.193	19.7	103.2	173.7	96.2	5.24	8.82	4.88	19.94
Sweden.....	Gold	Crown.....	.268	5.4	24.9	8.6	32.6	4.61	1.59	6.04	12.24
Switzerland.....	Gold	Franc.....	.193	3.3	61.0	13.5	25.8	18.48	4.08	7.82	30.39
Turkey.....	Gold	Piaster.....	.044	24.0	131.9	25.4	+	5.50	1.10	6.60
Central Am. states.....	Silver.	Peso.....	.499	4.6	1.8	6.9	74.7	6.99	1.50	16.24	18.13
Total.....				[1023.3]	6,293.7	2,522.0	3,975.8	6.15	2.46	3.89	12.50

*Includes the Malay states, Ceylon and Johore. †Except Costa Rica and British Honduras, gold-standard countries. ‡No information.

COINAGE OF GOLD AND SILVER OF THE WORLD (1898-1909).

CALEN-DAR YEAR.	GOLD.		SILVER.		CALEN-DAR YEAR.	GOLD.		SILVER.	
	Fine ounces.	Value.	Fine ounces.	Coining value.		Fine ounces.	Value.	Fine ounces.	Coining value.
1898.....	19,131,244	\$395,477,905	115,461,020	\$149,282,935	1904.....	22,061,285	\$455,427,085	145,352,335	\$172,270,379
1899.....	22,548,101	436,110,614	128,568,167	163,226,944	1905.....	11,898,013	245,954,257	73,371,385	103,880,500
1900.....	17,170,453	354,396,497	136,907,643	177,011,902	1906.....	17,721,058	396,330,450	120,359,501	155,590,446
1901.....	12,001,537	24,063,787	107,439,666	138,911,891	1907.....	19,921,014	411,803,902	171,561,490	221,816,876
1902.....	10,682,098	210,405,125	149,829,725	193,715,362	1908.....	15,828,573	327,205,649	161,352,824	195,688,499
1903.....	11,634,007	240,496,274	161,159,508	208,367,899	1909.....	15,153,116	313,242,714	87,728,951	113,427,331

GOLD AND SILVER COINAGE OF THE UNITED STATES.

By calendar years.

YEAR.	Gold.	Silver.	YEAR.	Gold.	Silver.	YEAR.	Gold.	Silver.	YEAR.	Gold.	Silver.
1875.....	\$32,951,940	\$15,317,893	1884.....	\$23,991,756	\$28,534,966	1893.....	\$56,907,020	\$8,802,797	1902.....	\$47,184,932	\$30,028,167
1876.....	46,579,453	24,503,308	1885.....	27,773,012	28,962,176	1894.....	79,546,160	9,200,351	1903.....	43,683,790	19,874,440
1877.....	43,959,864	22,393,045	1886.....	28,945,542	32,086,769	1895.....	59,616,358	5,698,010	1904.....	231,402,428	15,695,610
1878.....	49,786,052	28,118,850	1887.....	23,972,383	35,191,081	1896.....	47,053,000	23,089,880	1905.....	49,638,441	6,382,187
1879.....	39,080,080	27,569,776	1888.....	31,380,806	33,025,606	1897.....	76,028,485	18,487,207	1906.....	77,588,045	10,651,087
1880.....	62,308,279	27,411,694	1889.....	21,413,931	35,496,683	1898.....	77,985,757	23,034,033	1907.....	131,907,490	13,178,483
1881.....	96,850,080	27,940,161	1890.....	20,467,182	39,202,308	1899.....	111,344,220	26,061,520	1908.....	131,638,632	12,911,775
1882.....	65,387,685	27,973,132	1891.....	23,222,005	27,518,858	1900.....	99,272,942	36,295,321	1909.....	68,776,907	8,087,875
1883.....	29,241,690	29,246,963	1892.....	34,737,223	12,641,078	1901.....	101,735,188	30,838,461	1910.....	104,723,733	3,740,468

BULLION VALUE OF 371/4 GRAINS OF PURE SILVER AT THE ANNUAL AVERAGE PRICE OF SILVER.

Year.	Value.	Year.	Value.	Year.	Value.	Year.	Value.	Year.	Value.
1870.....	\$1.045	1877.....	\$0.929	1884.....	\$0.859	1891.....	\$0.764	1898.....	\$0.456
1871.....	1.027	1878.....	.892	1885.....	.823	1892.....	.674	1899.....	.465
1872.....	1.022	1879.....	.869	1886.....	.769	1893.....	.603	1900.....	.479
1873.....	1.003	1880.....	.885	1887.....	.757	1894.....	.490	1901.....	.460
1874.....	.959	1881.....	.875	1888.....	.726	1895.....	.505	1902.....	.408
1875.....	.960	1882.....	.878	1889.....	.723	1896.....	.522	1903.....	.419
1876.....	.900	1883.....	.857	1890.....	.809	1897.....	.467	1904.....	.447

COMMERCIAL RATIO OF SILVER TO GOLD.

Year.	Ratio.	Year.	Ratio.	Year.	Ratio.	Year.	Ratio.	Year.	Ratio.
1700.....	14.81	1830.....	15.82	1869.....	15.60	1890.....	18.05	1891.....	20.92
1720.....	15.04	1850.....	15.70	1870.....	15.57	1881.....	18.16	1892.....	23.72
1740.....	14.94	1860.....	15.29	1871.....	15.57	1882.....	18.19	1893.....	26.49
1750.....	14.55	1861.....	15.50	1872.....	15.63	1883.....	18.64	1894.....	32.56
1760.....	14.14	1862.....	15.35	1873.....	15.92	1884.....	18.57	1895.....	31.60
1770.....	14.72	1863.....	15.37	1874.....	16.17	1885.....	19.41	1896.....	30.59
1780.....	14.72	1864.....	15.37	1875.....	16.59	1886.....	20.78	1897.....	34.20
1790.....	15.04	1865.....	15.44	1876.....	17.88	1887.....	21.13	1898.....	35.03
1800.....	15.08	1866.....	15.43	1877.....	17.22	1888.....	21.93	1899.....	34.86
1810.....	15.77	1867.....	15.57	1878.....	17.94	1889.....	22.10	1900.....	33.33
1820.....	15.62	1868.....	15.59	1879.....	18.40	1890.....	19.76		

AMERICAN WIRELESS TELEGRAPH STATIONS.

(Controlled by United States navy.)

ON ATLANTIC SIDE.		ON PACIFIC SIDE.		Wrangell, Alaska (U. S. army).	
Cape Elizabeth, Me.	Charleston, S. C.	Nome, Alaska (U. S. army).	Corrova, Alaska.	Sitka, Alaska.	Bremerton, Wash.
Portsmouth, N. H.	St. Augustine, Fla.	Kotlik, Alaska (U. S. army).	Jupiter Inlet, Fla.	Tatoosh Island, Wash.	North Head, Wash.
Boston, Mass.	Key West, Fla.	Port St. Michael (U. S. army).	Key West, Fla.	Cape Blanco, Ore.	Table Bluff, Cal.
Cape Cod, Mass.	Pensacola, Fla.	Petersburg, Alaska (U. S. army).	New Orleans, La.	Mare Island, Cal.	Farallon Islands, Cal.
Newport, R. I.	Colon, Panama.		Colon, Panama.	Yerba Buena Island, Cal.	Point Arguello, Cal.
Nantucket Shoals lightship.	Porto Bello, Panama.		Porto Bello, Panama.	Point Loma, Cal.	Cavite, P. I.
Fire Island, N. Y.	Guantanamo, Cuba.		Guantanamo, Cuba.	Guam.	Honolulu, Hawaiian Islands.
Brooklyn, N. Y.	San Juan, Porto Rico.		San Juan, Porto Rico.		
Philadelphia, Pa.					
Cape Henlopen, Del.					
Annapolis, Md.					
Washington, D. C.					
Norfolk, Va.					
Diamond Shoal lightship.					
Rivers Island, Beaufort, N. C.					

UNITED STATES TELEGRAPH STATISTICS.

YEAR.	WESTERN UNION.					POSTAL TELEGRAPH.		
	Miles of wires.	Offices.	Messages.	Receipts.	Expenses.	Miles of wires.	Offices.	Messages.
1900.....	993,153	22,900	63,167,783	\$24,758,570	\$18,569,246	226,465	13,100	16,528,444
1901.....	972,706	23,238	65,657,049	26,554,151	19,668,943	234,422	14,577	17,898,073
1902.....	1,023,984	23,567	69,474,833	28,073,005	20,780,796	246,122	15,248	20,086,300
1903.....	1,089,212	23,120	69,790,868	29,167,687	20,953,215	274,245	19,977	21,600,577
1904.....	1,155,405	23,458	67,908,973	29,249,390	21,361,915	302,240	21,071	22,525,528
1905.....	1,184,657	23,814	67,477,520	29,033,635	21,845,570	306,187	23,066	23,925,912
1906.....	1,256,147	24,323	71,487,082	30,675,655	23,605,072	326,815	25,314	25,900,304
1907.....	1,321,199	24,760	74,804,551	32,856,406	26,532,196	328,196	25,507	25,675,546
1908.....	1,359,430	23,853	62,371,287	28,582,212	25,179,215	256,829	25,846	23,341,487
1909.....	1,382,500	24,321	68,053,439	30,541,073	23,193,966			
1910.....	1,429,049	24,825	75,135,405	33,889,202	26,614,502			

WINES AND LIQUORS CONSUMED IN THE UNITED STATES.

YEAR.	WINES.		MALT LIQUORS.		DISTILLED SPIRITS.		Total wines and liquors.	Per capita of all wines and liquors.
	Consumption.	Per capita.	Consumption	Per capita.	Consumption.	Per capita.		
1840.....	Gallons.	Gals.	Gallons.	Gals.	Pf. gallons.	Pf. gls.	Gallons.	Gallons.
1840.....	4,673,096	.29	23,310,843	1.36	43,000,684	2.52	71,244,823	4.17
1850.....	6,315,871	.27	36,573,009	1.53	54,353,473	2.79	94,712,353	4.09
1860.....	11,059,141	.35	101,346,639	3.22	89,968,651	2.83	202,374,431	6.43
1870.....	12,225,067	.32	204,756,156	5.31	79,895,708	2.07	296,876,931	7.70
1880.....	28,088,179	.56	414,220,165	8.26	63,526,684	1.27	606,076,400	10.09
1890.....	28,945,968	.46	855,972,335	13.67	87,229,562	1.40	972,578,873	15.63
1900.....	29,988,467	.39	1,221,500,160	16.01	97,248,382	1.27	1,349,176,033	17.76
1903.....	33,238,818	.47	1,449,879,952	17.67	117,252,148	1.43	1,605,851,455	19.57
1904.....	43,311,217	.52	1,494,191,325	17.91	121,101,397	1.45	1,638,609,939	19.87
1905.....	85,059,717	.41	1,538,150,770	18.02	130,870,278	1.42	1,694,382,765	19.85
1906.....	46,485,223	.53	1,639,085,642	19.54	127,754,544	1.47	1,874,225,409	21.65
1907.....	67,733,843	.66	1,821,967,627	20.56	140,094,436	1.58	2,013,630,911	22.79
1908.....	52,121,646	.58	1,828,732,448	20.26	135,379,314	1.39	2,008,233,408	22.62
1909.....	61,778,549	.67	1,752,634,426	19.07	121,130,036	1.32	1,935,544,011	21.66
1910.....	60,548,078	.65	1,851,340,256	19.79	133,538,684	1.43	2,045,427,018	21.86

BANKING STATISTICS.
[From reports of the comptroller of the currency.]
NATIONAL BANKS OF THE UNITED STATES.

YEAR ENDED MARCH 1-	Banks.	Capital.	Surplus.	Total dividends.	Net earnings.	RATIOS.		
						Divi- dends to capital.	Divi- dends to capital and surplus.	Earn- ings to capital and surplus.
1870.....	1,526	\$409,008,896	\$84,112,029	\$43,246,926	\$58,218,118	10.5	8.8	11.8
1880.....	2,045	454,606,073	116,187,926	85,523,140	38,025,984	7.8	6.2	6.7
1890.....	3,244	607,428,245	200,887,650	49,585,333	69,756,014	8.1	6.1	8.0
1900.....	3,571	603,396,550	250,543,063	47,433,357	69,981,810	7.9	5.6	3.2
1901.....	3,765	623,386,084	257,048,290	50,219,115	37,674,175	8.1	5.7	8.6
1902.....	4,131	659,608,169	285,233.4	64,802,442	99,103,168	9.8	6.8	10.5
1903.....	4,451	688,817,835	324,462,477	60,123,622	102,743,721	8.7	5.9	10.1
1904.....	4,914	746,365,438	372,551,716	73,640,123	116,475,135	9.9	6.6	10.4
1905.....	5,336	768,114,231	402,330,890	70,966,322	105,196,154	9.2	6.1	9.0
1906.....	5,685	779,544,247	414,739,562	80,831,561	113,662,529	10.4	6.8	9.5
1907*.....	6,017	837,002,528	501,774,453	144,376,245	219,195,804	17.2	10.8	16.4
1908.....	6,562	901,384,244	552,502,178	98,149,236	132,254,329	10.59	6.75	9.1
1909.....	5,783	919,143,525	585,407,483	92,993,450	131,185,750	10.12	6.18	8.7
1910.....	6,084	903,457,349	630,159,719	105,888,622	154,167,489	10.59	6.65	9.07
Average, 41 years.....		603,842,586	233,217,826	54,198,239	71,956,095	8.98	6.47	8.60
Aggregate, 41 years.....		603,842,586	233,217,826	2,222,130,267	2,950,109,928			

*March 1, 1906, to June 30, 1907.

NATIONAL BANK NOTES.

Denomination.	Issued since 1864 and outstanding Oct. 31, 1910, by amounts and denominations.	
	Issued.	Outstanding.
Ones.....	\$23,169,677	\$343,610
Twos.....	15,435,038	164,320
Fives.....	1,366,609,160	135,436,945
Tens.....	1,890,019,780	320,974,910
Twenties.....	1,164,476,700	218,494,720
Fifties.....	189,895,450	16,447,250
Total.....	5,000,244,105	729,252,055

Note—Circulation outstanding is exclusive of gold notes and nonpresented fractions.

FOREIGN POSTAL SAVINGS BANKS STATISTICS.

Country.	Depositors.	Average Deposits.	Country.	Depositors.	Average Deposits.		
Austria.....	2,106,539	\$45,009,897	\$21.84	Gold coast.....	1,747	109,629	57.59
Belgium.....	2,290,114	148,791,369	64.97	Orange River colony..	6,826	807,679	118.32
Bulgaria.....	225,879	7,108,933	31.47	Rhodesia.....	1,911	259,818	135.96
Finland.....	58,826	1,432,501	24.37	Sierra Leone.....	5,640	389,057	69.00
France.....	5,291,673	296,964,867	55.12	Transvaal.....	55,105	7,175,912	130.22
Hungary.....	634,239	18,803,932	27.48	Egypt.....	86,728	1,986,755	22.91
Italy.....	4,948,311	258,134,905	58.23	Tunis.....	5,628	1,222,230	217.19
Netherlands.....	1,462,615	64,475,600	44.08	Western Australia.....	71,262	14,855,142	208.46
Russia.....	1,934,034	138,393,695	71.56	New Zealand.....	342,077	59,173,204	172.98
Sweden.....	560,270	12,441,249	22.21	Philippine Islands....	73,102	839,623	64.00
United Kingdom.....	11,404,568	801,066,750	70.21	New South Wales.....	399,982	58,976,194	190.25
Bahamas.....	2,297	153,918	67.01	Victoria.....	532,425	68,625,972	123.89
Canada.....	147,438	42,848,925	290.52	Queensland and Western Australia, June 30, 1909:			
British Guiana.....	3,606	411,360	30.23	Tasmania.....	20,084	2,851,454	143.45
Dutch Guiana.....	8,039	268,532	33.40	Total.....	43,180,903	2,227,927,502	51.59
Curacao.....	3,250	52,143	16.04				
British India.....	1,318,632	49,424,157	37.49				
Ceylon.....	79,704	794,077	9.96				
Straits settlements....	4,017	367,195	91.41				
Federated Malay States	4,536	178,490	61.39				
Dutch East Indies....	71,214	\$3,073,705	\$43.16				
Japan.....	3,815,436	53,070,016	6.02				
Formosa.....	78,879	882,321	11.19				
Cape of Good Hope....	101,533	10,343,172	101.87				

Note—The above returns are for 1908 with the following exceptions: Curacao, 1907; Belgium, Netherlands, United Kingdom, Federated Malay States, Dutch East Indies and Tunis, Dec. 31, 1909; British India and Japan, March 31, 1909; Italy, Victoria, Queensland and Western Australia, June 30, 1909; Canada and Philippine Islands, June 30, 1910.

SAVINGS BANKS OF THE WORLD.

(Including postal savings banks.)			(Including postal savings banks.)				
Country.	Year.	Deposits. Average.*	Country.	Year.	Deposits. Average.*		
Austria.....	1908	\$1,142,161,369	\$40.29	Roumania.....	1909	\$11,611,420	\$1.71
Belgium.....	1909	177,557,995	23.83	Russia.....	1910	678,450,082	4.24
Bulgaria.....	1909	8,198,774	1.94	Finland.....	1908	41,330,779	13.89
Chile.....	1910	10,543,275	3.10	Spain.....	1909	40,237,022	2.04
Denmark.....	1908	165,112,198	62.10	Sweden.....	1909	215,954,388	39.45
Egypt.....	1908	1,986,755	18	Switzerland.....	1908	307,333,000	86.36
France.....	1909	1,000,251,662	26.47	United Kingdom.....	1909	1,064,950,370	23.44
Germany.....	1907	3,313,104,942	52.60	Canada.....	1910	57,411,249	7.66
Hungary.....	1908	33,362,992	1.60	United States.....	1910	4,070,486,246	45.04
Italy.....	1909	682,077,972	20.12	Philippines.....	1910	839,623	.11
Japan.....	1910	121,008,109	2.41				
Netherlands.....	1909	101,692,555	17.44	Total†.....		14,181,675,036	\$19.40
Norway.....	1908	121,152,346	51.49				

*Per inhabitant. †Includes smaller countries and colonies not named in table.

SAVINGS BANKS OF THE UNITED STATES.

STATES, ETC.	1909 (1,703 banks).				1910 (1,750 banks).			
	Banks.	De-positors.	Deposits.	Average.*	Banks.	De-positors.	Deposits.	Average.*
Alabama.....	10	13,320	\$2,019,712.74	\$151.63	5	8,977	\$526,451.61	\$58.64
Arizona.....	6	5,213	1,167,131.76	221.97	1	652	306,069.04	607.47
Arkansas.....	131	443,334	250,915,736.56	645.97	123	420,172	334,965,870.34	797.21
California.....	10	17,304	3,895,021.08	225.09	9	21,729	3,315,811.14	152.60
Colorado.....	88	544,664	257,696,998.27	473.13	87	570,065	274,161,705.94	480.92
Connecticut.....	2	25,380	9,139,659.77	360.11	2	25,524	9,631,121.00	377.34
Delaware.....	12	54,039	11,101,116.83	205.31	14	61,410	10,515,201.51	171.23
District of Columbia.....	4	6,235	1,168,190.44	185.57	5	8,109	1,294,086.76	159.59
Florida.....	18	35,163	7,832,232.40	222.74	16	30,984	7,329,255.79	255.91
Georgia.....	4	1,217	336,486.21	276.48	4	1,748	259,026.43	148.15
Idaho.....	5	32,039	10,917,991.10	340.77	5	31,935	11,336,495.67	399.95
Illinois.....	52	373,906	136,958,063.18	366.29	663	423,777	168,279,873.49	392.46
Iowa.....	14	20,080	3,552,750.43	176.92	13	18,294	5,507,501.05	191.73
Kansas.....	11	17,314	1,966,554.63	115.31	10	15,079	2,286,615.78	151.64
Kentucky.....	9	60,887	16,429,181.63	269.83	8	49,881	16,888,080.71	378.59
Louisiana.....	52	236,861	87,677,255.88	386.48	52	237,813	89,938,240.81	378.19
Maine.....	48	247,445	89,961,898.33	363.56	422	243,395	89,354,005.00	367.12
Maryland.....	189	2,002,010	728,224,477.34	363.74	190	2,078,953	761,365,758.52	366.25
Massachusetts.....	15	76,129	31,292,353.48	411.04	18	104,431	38,841,391.70	371.93
Michigan.....	11	92,544	22,503,156.33	243.16	9	93,388	24,491,871.02	249.06
Minnesota.....	12	7,640	2,047,270.65	207.96	12	8,558	1,751,292.62	204.03
Mississippi.....	3	4,067	3,363,691.30	629.37	3	5,900	2,927,872.00	483.79
Montana.....	11	16,846	3,261,165.78	193.58	13	18,294	3,507,501.05	191.73
Nebraska.....	6	3,339	1,890,229.02	566.10	12	2,707	453,813.42	167.64
Nevada.....	11	452,487	106,935,385.22	337.07	14	305,335	175,194,529.61	411.72
New Hampshire.....	18	130,231	69,398,515.75	532.19	18	167,988	172,334,532.84	430.57
New Jersey.....	28	30,476	9,550,910.23	313.39	25	32,380	9,808,101.98	302.91
New Mexico.....	12	7,757	1,750,544.38	226.25
New York.....	27	49,008	14,039,136.40	232.46	13	36,608	10,244,449.37	279.84
North Carolina.....	4	29,195	8,544,649.26	292.67	4	31,449	9,026,870.53	287.03
Ohio.....	24	104,620	39,442,735.05	377.00	21	108,298	43,132,298.04	398.27
Oklahoma.....	22	33,349	9,583,957.91	297.38	24	32,217	8,179,974.45	253.90
Oregon.....	11	14,685	4,507,943.37	396.37	12	32,421	9,496,385.42	292.91
Pennsylvania.....	11	42,189	8,195,002.70	194.24	8	24,129	4,125,519.47	170.98
Rhode Island.....	3	6,249	1,148,807.12	183.51	12	25,507	6,080,507.68	238.39
South Carolina.....	1	700	222,113.00	317.30	3	1,137	549,803.52	483.56
South Dakota.....
Tennessee.....	21	104,620	39,442,735.05	377.00	21	108,298	43,132,298.04	398.27
Texas.....	22	33,349	9,583,957.91	297.38	24	32,217	8,179,974.45	253.90
Utah.....	11	14,685	4,507,943.37	396.37	12	32,421	9,496,385.42	292.91
Vermont.....	11	14,685	4,507,943.37	396.37	12	32,421	9,496,385.42	292.91
Virginia.....	11	14,685	4,507,943.37	396.37	12	32,421	9,496,385.42	292.91
Washington.....	11	14,685	4,507,943.37	396.37	12	32,421	9,496,385.42	292.91
West Virginia.....	11	14,685	4,507,943.37	396.37	12	32,421	9,496,385.42	292.91
Wisconsin.....	1	700	222,113.00	317.30	3	1,137	549,803.52	483.56
Wyoming.....	1	700	222,113.00	317.30	3	1,137	549,803.52	483.56
Total.....	1,703	8,831,863	3713,405,709.80	420.43	1,759	9,142,908	4070,486,246.70	445.20

*To each depositor. †Included in reports of the banks having savings departments. ‡Mutual sav-
ing-controllor of the currency in abstract of state savings banks only.

GROWTH OF BANKING IN THE UNITED STATES.

BANKS.	No.	CAPITAL.		INDIVIDUAL DEPOSITS.	
		Amount.	Per cent	Amount.	Per cent
1900—					
National.....	6,893	\$933,979,903	50.32	\$4,826,060,384	33.45
State, etc.....	15,598	896,056,465	49.68	9,209,462,780	66.55
Nonreporting.....	3,021	55,951,000	389,700,000
Total.....	25,512	1,885,987,368	100.00	14,425,223,164	100.00
1910—					
National.....	7,145	989,567,114	50.56	5,343,757,662	33.60
State, etc.....	15,950	890,376,774	49.44	9,996,179,942	66.31
Nonreporting.....	4,168	77,195,000	521,646,040
Total.....	27,263	1,957,138,888	100.00	15,859,583,644	100.00

BANKING POWER OF THE UNITED STATES (1910).

CLASSIFICATION.	No.	Capital.	Surplus, etc.	Deposits.	Circulation.	Total.
National banks.....	7,115	\$989,567,114	\$61,403,608	\$5,341,757,662	\$675,632,565	\$7,968,360,949
State, etc., banks.....	15,950	890,376,774	1,091,073,210	9,996,179,942	12,553,636,826
Nonreporting banks.....	4,168	77,195,000	28,316,563	521,646,040	627,187,603
Total.....	27,233	1,957,138,888	1,980,822,386	15,859,583,644	675,632,565	21,049,244,393

*Includes government deposits

SAVINGS DEPOSITS IN NATIONAL BANKS.
June 7, 1911.

State	Banks.	No. with savings deposits.	Savings dep.-\$s.	State	Banks.	No. with savings deposits.	Savings deposits.
Maine	70	41	\$18,670,068.26	Wisconsin	128	106	\$28,415,904.22
New Hampshire	56	12	1,277,444.98	Minnesota	272	140	13,730,604.95
Vermont	51	32	8,987,117.44	Iowa	327	94	6,151,547.19
Massachusetts	788	29	11,107,585.12	Missouri	129	18	2,412,975.23
Rhode Island	22	5	4,386,167.49	Middle states	2,035	844	161,883,009.02
Connecticut	79	6	1,674,887.39	North Dakota	148	40	841,036.22
New England states	466	125	46,103,270.69	South Dakota	192	39	1,260,014.25
New York	458	205	68,852,300.14	Nebraska	245	43	2,736,195.79
New Jersey	196	147	47,852,335.26	Kansas	208	57	2,232,313.52
Pennsylvania	830	577	156,481,772.31	Montana	58	17	1,251,459.67
Delaware	28	15	1,694,391.76	Wyoming	29	14	1,207,960.55
Maryland	107	79	13,712,967.22	Colorado	126	23	7,459,923.35
District of Columbia	11	2	481,087.85	New Mexico	42	7	97,161.79
Eastern states	1,630	1,025	294,275,354.54	Oklahoma	276	42	829,092.68
Virginia	128	79	24,494,342.00	Western states	1,234	292	17,379,157.81
West Virginia	106	60	6,740,056.12	Washington	80	59	11,534,601.44
North Carolina	74	41	3,162,628.93	Oregon	77	26	1,178,833.87
South Carolina	43	26	7,542,058.33	California	203	62	15,140,962.06
Georgia	114	43	3,907,151.70	Idaho	26	26	663,676.05
Florida	45	25	7,359,822.44	Utah	41	16	3,294,490.68
Alabama	81	34	5,335,565.72	Nevada	11	5	444,700.49
Mississippi	31	13	972,648.20	Arizona	13	2	10,194.48
Louisiana	31	16	2,444,028.73	Alaska*	2	1	41,366.26
Texas	511	63	6,195,304.72	Pacific states	453	197	32,308,825.22
Arkansas	46	12	882,487.96	Hawaii	4	3	266,201.63
Kentucky	144	26	3,134,042.08	Porto Rico	1
Tennessee	100	20	6,109,742.46	Island possessions	5	3	266,201.63
Southern states	1,454	488	81,279,879.39	Total of United States	7,277	2,974	634,095,698.34
Ohio	380	149	34,108,619.39	*Statement of March 7, 1911.			
Indiana	261	58	5,607,743.46				
Illinois	438	193	33,616,690.59				
Michigan	100	86	37,838,923.99				

SAVINGS-BANK STATISTICS OF UNITED STATES FROM 1820.

YEAR.	Number of banks.	Number of depositors.	Deposits.	Average to each depositor.	Average per capita in U. S.	YEAR.	Number of banks.	Number of depositors.	Deposits.	Average to each depositor.	Average per capita in U. S.
1820	10	8,635	\$1,138,576	\$131.86	\$0.12	1902	1,036	6,666,612	\$2,750,177,290	\$412.53	\$34.81
1830	36	38,085	6,973,304	183.09	.54	1903	1,078	7,055,228	2,935,204,845	417.21	36.63
1840	61	78,791	14,051,520	178.54	.82	1904	1,137	7,305,443	3,060,178,611	418.89	37.43
1850	108	251,354	43,431,130	172.78	1.87	1905	1,237	7,686,289	3,261,236,119	423.74	39.17
1860	278	684,870	149,277,504	215.13	4.75	1906	1,319	8,027,192	3,482,137,198	433.79	41.13
1870	517	1,630,846	348,574,358	337.17	14.26	1907	1,415	8,588,811	3,690,078,345	429.64	42.87
1880	629	2,335,582	531,106,973	350.71	21.33	1908	1,453	8,708,848	3,600,538,946	429.47	41.84
1890	921	4,238,893	1,324,844,506	358.03	24.35	1909	1,503	8,831,863	3,713,408,710	429.45	41.75
1900	1,002	6,107,083	2,443,547,885	401.10	31.78	1910	1,559	9,142,908	4,070,486,246	445.20	45.05
1901	1,007	6,358,723	2,597,094,580	408.30	34.44						

CORPORATION TAX CONSTITUTIONAL.

The corporation tax provisions of the Payne-Aldrich tariff act of August, 1909, were declared constitutional by the Supreme court of the United States March 13, 1911. The opinion was read by Justice Day. The court held that it was within the power of the senate to insert the tax provisions in the tariff law, which originated in the house. The court further declared that the tax was not a direct tax, because it was not levied upon the income of the corporation, but upon the peculiar rights and privileges of a body of citizens to carry on business as a corporation. These rights and privileges were held to be artificially constructed and

conferred by the states. In the opinion of the court either the state or the nation has a right to tax this artificial way of doing business. As the tax is laid upon the carrying on of a business in a peculiar way it is held to be an excise. The tax then is measured in each case by the extent of the income of the corporation. The court held that while it would be unconstitutional to impose a direct tax on the incomes of all corporations without apportioning it among the states according to population, as directed by the constitution, it was perfectly permissible to measure the amount of the tax by the income.

BANK GUARANTY LAWS CONSTITUTIONAL.

In a decision announced Jan. 3, 1912, the United States Supreme court held constitutional the bank guaranty laws of Oklahoma, Nebraska and Kansas. The laws in question were passed by the legislature of Oklahoma in 1908 and by the legislatures of Nebraska and Kansas in 1909. They were similar, except that the Nebraska law made it obligatory on all state banks to contribute to the guaranty fund to be placed in the hands of the state officials, while the Oklahoma and Kansas legislatures left the contribution to the discretion of the

banks themselves. The Supreme court of Oklahoma held that the law was constitutional. So did the Circuit court of the United States for the district of Kansas. The Circuit court of the United States in Nebraska, however, held that the Nebraska law was unconstitutional.

[The bank guaranty law of Oklahoma will be found in The Daily News Almanac and Year-Book for 1909, page 106; the Nebraska and Kansas acts will be found in the volume for 1910, pages 123 to 126.]

**STATEMENT OF THE PUBLIC DEBT (JUNE 30, 1911).
INTEREST-BEARING DEBT.**

TITLE OF LOAN.	Authorizing act.	Rate.	Issued.	Amount issued.	Total outstanding June 30, 1911.
Consols of 1890.....	March 14, 1900.....	2 per cent.....	1900.....	\$646,250,150	\$646,250,150
Loan of 1905-1913.....	June 13, 1898.....	3 per cent.....	1898.....	198,792,660	63,945,460
Loan of 1925.....	Jan. 14, 1875.....	4 per cent.....	1895-1896.....	162,315,400	118,489,900
Panama canal loan:					
Series 1906.....	June 28, 1902, & Dec. 21, 1905	2 per cent.....	1906.....	54,631,980	54,631,980
Series 1908.....	June 28, 1902, & Dec. 21, 1905	2 per cent.....	1908.....	30,000,000	30,000,000
Series 1911.....	Aug. 5, 1903, Feb. 4, 1910, and March 2, 1911.....	3 per cent.....	1911.....	2,035,700	2,035,700
Aggregate of interest-bearing debt.....				1,094,025,890	915,353,190

DEBT ON WHICH INTEREST HAS CEASED SINCE MATURITY.

Funded loan of 1891, continued at 2 per cent, called for redemption May 18, 1900; interest ceased Aug. 18, 1900.....					\$7,000.00
Funded loan of 1891, matured Sept. 2, 1891.....					23,650.00
Loan of 1904, matured Feb. 2, 1904.....					13,450.00
Funded loan of 1907, matured July 2, 1907.....					916,700.00
Refunding certificates, matured July 1, 1907.....					14,650.00
Old debt matured at various dates prior to Jan. 1, 1861, and other items of debt matured at various dates subsequent to Jan. 1, 1861.....					904,880.26
Aggregate of debt on which interest has ceased since maturity.....					1,879,390.26

DEBT BEARING NO INTEREST.

United States notes—Feb. 25, 1862; July 11, 1862; March 3, 1863.....					\$946,681,016.00
Old demand notes—July 17, 1861; Feb. 12, 1862.....					53,282.50
National bank notes—Redemption account—July 14, 1890.....					33,160,228.00
Fractional currency—July 17, 1862; March 3, 1863; June 30, 1864, less \$8,375,984 estimated as lost or destroyed, act of June 21, 1879.....					6,857,390.93
Aggregate of debt bearing no interest.....					386,761,917.43

CERTIFICATES AND NOTES ISSUED ON DEPOSITS OF COIN AND SILVER BULLION.

CLASSIFICATION.	In circulation.	In the treasury.	Out-standing.
Gold certificates—March 3, 1883; July 12, 1883; March 14, 1900.....	\$333,500,529	\$61,070,140	\$994,870,669
Silver certificates—Feb. 28, 1878; Aug. 4, 1886; March 3, 1887; March 14, 1900.....	455,442,300	8,056,700	463,499,000
Treasury notes of 1890—July 14, 1890; March 14, 1900.....	3,236,865	9,135	3,246,000
Aggregate of certificates and treasury notes offset by cash in the treasury.....	1,892,479,694	69,135,975	1,461,615,669

Classification.

RECAPITULATION.

	June 30, 1911.	May 31, 1911
Interest-bearing debt.....	\$915,353,190.00	\$913,317,430.00
Debt on which interest has ceased since maturity.....	1,879,390.26	1,893,750.26
Debt bearing no interest.....	386,761,917.43	388,345,167.43
Aggregate of interest and noninterest bearing debt.....	1,303,984,937.69	1,303,556,397.69
Certificates and treasury notes offset by an equal amount of cash in treasury.....	1,431,615,669.00	1,454,880,669.00

CASH IN THE TREASURY.

Reserve fund—Gold coin and bullion.....		\$150,000,000.00
Trust funds—Gold coin.....	\$994,870,669.00	
Silver dollars.....	463,499,000.00	
Silver dollars of 1890.....	3,246,000.00	1,461,615,669.00
General fund—Certified checks.....	\$2,273,499.26	
Gold coin.....	16,394,989.22	
Gold certificates.....	61,070,140.00	
Silver certificates.....	5,056,700.00	
Silver dollars.....	29,058,069.00	
Silver bullion.....	3,940,450.12	
United States notes.....	6,140,456.00	
Treasury notes of 1890.....	9,135.00	
National bank notes.....	37,345,845.33	
Subsidiary silver coin.....	21,136,905.93	
Fractional currency.....	67.65	
Minor coin.....	1,987,809.66	
Bonds and interest paid, awaiting reimbursement.....	6,554.25	187,451,970.82
In national bank depositaries—		
To credit of treasurer of United States.....	45,579,389.24	
To credit of United States disbursing officers.....	11,041,368.02	56,620,787.26
In treasury of Philippine Islands—		
To credit of treasurer of United States.....	1,898,679.29	
To credit of United States disbursing officers.....	3,042,436.79	4,941,116.08
Total.....		1,560,629,538.16
Gold certificates.....	\$994,870,669.00	
Silver certificates.....	463,499,000.00	
Treasury notes of 1890.....	3,246,000.00	1,461,615,669.00
National bank 5 per cent fund.....	24,681,931.39	
Outstanding checks and warrants.....	9,000,574.99	
Disbursing officers' balances.....	70,710,151.75	
Postoffice department account.....	5,403,818.87	
Miscellaneous items.....	1,016,767.93	110,813,269.93
Reserve fund.....	150,000,000.00	1,572,428,938.93
Available cash balance.....	138,200,599.23	288,200,599.23
Total.....		1,860,629,538.16
Balance in the treasury May 31, 1911, exclusive of reserve and trust funds.....		\$86,477,946.66
Balance in the treasury June 30, 1911, exclusive of reserve and trust funds.....		138,200,599.23
Increase during the month.....		51,722,652.57

CIRCULATION STATEMENT (JULY 1, 1911).

CLASSIFICATION.	General stock of money in the U. S. June 1, 1911.	General stock of money in the U. S. July 1, 1911.	Held in treasury as assets of the government July 1, 1911.	MONEY IN CIRCULATION.		
				July 1, 1911.	July 1, 1910.	Jan. 1, 1910.
Gold coin (including bullion in treas.)	\$1,753,448,215	\$1,755,263,645	\$166,394,999	\$593,977,977	\$502,547,540	\$96,262,850
Gold certificates			61,070,140	933,700,529	806,285,859	21,189,280
Standard silver dollars	564,991,508	565,081,508	29,099,609	72,443,439	72,425,192	6,790,721
Silver certificates			8,056,700	455,442,300	478,900,024	415,360,000
Subsidiary silver	**159,201,448	159,453,575	21,136,990	138,316,639	144,804,745	67,982,601
Treasury notes of 1890	3,280,000	3,246,000	9,135	3,236,865	3,663,530	
United States notes	346,681,016	346,681,016	6,140,456	340,540,590	336,185,081	\$310,288,511
National bank notes	728,476,011	728,194,508	37,545,445	630,648,063	684,841,975	\$1,339,338,000
Total	3,556,081,198	3,557,870,252	329,243,250	3,228,627,002	3,119,753,246	816,266,721

Population of the United States July 1, 1911, estimated at 93,983,000; circulation per capita, \$34.35. (See note.)

*A revised estimate by the director of the mint of the stock of gold coin was adopted in the statement for Aug. 1, 1907. There was a reduction of \$135,000,000.

**A revised estimate by the director of the mint of the stock of subsidiary silver coin was adopted in the statement of Sept. 1, 1910. There was a reduction of \$9,700,000.

†For exemption of outstanding certificates an exact equivalent in amount of the appropriate kinds of money is held in the treasury, and is not included in the account of money held as assets of the government.

‡This statement of money held in the treasury as assets of the government does not include deposits of public money in national bank depositories to the credit of the treasurer of the United States, amounting to \$45,579,339.24.

For a full statement of assets see public debt statement.

§Includes \$33,190,000 currency certificates, act of June 8, 1872.

Note.—The figures representing the population of the United States during the past ten years have been estimated upon the basis of the census of 1900. The figures for this statement are estimated upon the basis of the census of 1910, representing the population of continental United States.

PUBLIC DEBT OF THE UNITED STATES.

Outstanding principal on Jan. 1 of each year from 1791 to 1843, inclusive, and on July 1 of each year since

Year.	Amount.	Year.	Amount.	Year.	Amount.	Year.	Amount.
1791	\$75,463,476.52	1816	\$127,334,933.74	1841	\$5,250,875.54	1865	\$2,680,647,869.74
1792	77,227,924.66	1817	123,591,965.16	1842	13,534,490.73	1866	2,773,276,173.69
1793	80,359,634.04	1818	103,466,693.88	1843	20,201,225.27	1867	2,678,236,103.87
1794	78,427,404.77	1819	85,529,948.28	1844	32,742,922.00	1868	2,611,687,851.19
1795	80,747,587.39	1820	91,015,566.15	1845	49,461,632.50	1869	2,588,452,213.94
1796	83,762,172.07	1821	89,867,427.66	1846	15,925,903.01	1870	2,480,672,427.81
1797	82,064,479.33	1822	93,546,676.98	1846	15,550,202.97	1871	2,353,211,332.32
1798	79,228,529.12	1823	90,875,877.28	1847	38,826,534.77	1872	2,253,251,328.78
1799	78,408,669.77	1824	90,269,777.77	1848	47,044,862.23	1873	2,234,492,903.20
1800	82,976,294.35	1825	83,738,322.71	1849	63,061,858.69	1874	2,251,690,468.43
1801	83,038,050.80	1826	81,955,053.99	1850	63,452,773.55	1875	2,232,284,531.95
1802	80,712,632.25	1827	73,987,357.20	1851	68,304,796.02	1876	2,180,336,067.15
1803	77,054,686.40	1828	67,475,043.87	1852	66,194,641.71	1877	2,205,301,332.10
1804	86,427,120.58	1829	68,421,413.67	1853	69,935,117.70	1878	2,276,205,892.57
1805	82,312,150.50	1830	64,855,422.60	1854	42,422,922.62	1879	2,340,507,232.04
1806	75,723,270.66	1831	39,123,191.68	1855	35,586,954.56	1880	2,120,415,370.63
1807	69,218,898.64	1832	24,322,235.18	1856	31,932,537.90	1881	2,069,013,569.58
1808	65,196,317.97	1833	7,001,698.83	1857	28,699,831.85	1882	1,918,312,994.03
1809	57,023,192.09	1834	4,700,082.08	1858	41,841,881.03	1883	1,884,171,728.07
1810	55,173,217.52	1835	33,738.05	1859	68,496,857.88	1884	1,803,528,923.57
1811	48,005,587.76	1836	37,513.05	1860	64,842,287.88	1885	1,863,964,873.14
1812	45,209,737.90	1837	396,957.93	1861	90,580,873.72	1886	1,775,063,013.78
1813	55,962,827.57	1838	3,308,124.07	1862	524,176,112.13	1887	1,657,602,692.63
1814	81,487,846.24	1839	10,434,221.14	1863	1,119,772,138.63	1888	1,612,854,894.58
1815	94,833,060.15	1840	3,573,943.32	1864	1,115,734,370.57	1889	1,619,052,922.23

ANALYSIS OF THE PUBLIC DEBT.

JULY 1.	Debt on which interest has ceased.	Debt bearing interest.*	Outstanding principal.	Cash in the treasury.	Principal of debt less cash in treasury.	Population of the United States.	Debt per capita.	Interest per capita.
1890	\$1,815,805.26	\$25,011,289.47	\$1,552,140,204.73	\$661,355,834.20	\$824,465,218.53	62,947,714	\$14.22	\$0.47
1891	1,614,705.25	\$33,532,798.35	1,545,996,591.61	694,083,839.83	851,912,751.78	63,944,710	13.34	0.47
1892	2,785,875.26	1,000,648,939.37	1,568,464,144.63	746,937,081.03	841,526,463.60	65,086,020	12.93	0.36
1893	2,094,030.26	956,554,525.87	1,545,985,686.13	707,016,210.89	838,969,475.75	66,349,000	12.64	0.35
1894	1,851,240.26	995,300,506.42	1,632,253,636.68	732,940,256.13	899,313,380.55	67,632,000	13.30	0.38
1896	1,721,590.26	958,197,331.99	1,675,120,983.25	811,061,686.46	864,059,314.78	68,394,000	13.08	0.42
1896	1,600,890.26	920,839,543.14	1,769,540,323.40	853,905,635.51	915,634,687.89	70,054,000	13.00	0.49
1897	1,346,890.26	936,930,655.44	1,817,672,665.90	935,649,765.87	922,022,900.03	71,592,000	13.78	0.48
1898	1,232,680.00	947,901,845.74	1,796,531,965.99	709,446,546.76	1,087,085,419.24	72,947,000	14.08	0.47
1899	1,218,300.26	944,690,256.66	1,901,927,806.92	695,607,071.73	1,155,320,735.19	74,318,000	15.55	0.54
1900	1,176,320.26	1,112,305,911.41	1,926,196,001.67	1,029,249,833.78	1,107,711,257.89	75,994,575	14.58	0.44
1901	1,415,620.26	1,124,707,273.63	2,143,326,933.89	1,068,587,813.92	1,044,739,119.97	77,612,669	15.46	0.39
1902	1,280,890.26	1,226,259,245.63	2,158,610,445.89	1,189,153,204.85	969,457,241.04	79,297,500	12.24	0.35
1903	1,205,600.26	1,286,718,281.63	2,202,464,781.89	1,277,453,144.58	925,011,637.31	80,848,557	11.44	0.32
1904	1,970,920.26	1,366,875,224.88	2,264,003,585.14	1,296,771,811.39	967,231,773.75	82,466,551	11.73	0.29
1905	1,370,245.26	1,378,086,478.58	2,274,615,063.84	1,305,467,439.06	969,147,624.78	84,054,515	11.77	0.29
1906	1,128,135.26	1,440,674,563.78	2,337,161,839.04	1,372,726,152.25	964,435,686.79	85,702,539	11.25	0.27
1907	1,036,815.26	1,561,266,906.00	2,457,188,061.54	1,578,591,906.51	878,596,155.03	87,320,583	10.06	0.25
1908	1,130,015.26	1,725,172,296.28	2,626,866,271.54	1,688,673,862.16	958,192,409.38	88,929,527	10.55	0.24
1909	2,883,835.26	1,723,344,895.78	2,639,546,241.04	1,615,684,710.25	1,023,861,530.79	90,536,521	11.81	0.23
1910	2,124,895.26	1,737,223,452.78	2,652,615,888.04	1,606,216,652.79	1,046,449,185.25	92,174,515	11.35	0.23
1911	1,879,880.26	1,848,367,586.43	2,735,600,606.69	1,479,816,268.23	1,015,884,338.46	93,983,000	10.90	0.23

*Includes certificates issued against gold, silver and currency deposited in the treasury.

APPROPRIATIONS BY 61ST CONGRESS—THIRD SESSION.

TITLE OF ACT.	Reported to house.	Passed house.	Reported to senate.	Passed senate.	Law 1911-12.	Law 1910-11.
Agriculture.....	\$15,698,591.00	\$16,723,961.00	\$16,980,196.00	\$17,056,906.00	\$16,900,016.00	\$13,487,636.05
Army.....	93,111,885.98	93,036,885.97	93,678,885.97	93,716,755.97	93,374,755.97	95,440,567.51
Diplomatic and consular.....	4,056,372.41	4,034,016.41	3,988,516.41	3,988,516.41	3,988,516.41	4,116,081.49
District of Columbia.....	11,498,571.50	11,118,491.50	12,278,476.50	12,488,926.50	12,057,236.50	10,608,045.90
Fortification.....	5,323,707.00	5,323,707.00	6,121,707.00	6,121,707.00	5,473,707.00	5,617,203.00
Indian.....	8,170,435.00	8,227,435.00	9,475,708.60	9,286,412.97	9,123,842.88	9,266,522.88
Legislation, etc.....	35,323,379.85	35,233,459.85	35,369,689.85	35,407,229.85	35,378,149.85	34,158,767.07
Military academy.....	1,157,752.07	1,159,324.07	1,189,374.07	1,194,374.07	1,163,424.07	1,836,249.88
Navy.....	125,421,538.24	125,224,138.24	126,314,838.24	126,638,338.24	126,478,338.24	181,350,854.30
Pension.....	153,688,000.00	153,614,000.00	153,688,000.00	153,688,000.00	153,688,000.00	155,758,000.00
Postoffice.....	233,047,888.00	257,654,068.00	258,484,513.00	259,455,513.00	257,539,113.00	243,907,020.00
River and harbor.....	21,894,861.00	21,894,861.00	23,690,342.00	24,060,342.00	23,855,342.00	41,329,113.52
Sundry civil.....	141,115,030.62	141,210,330.62	142,702,034.14	142,649,594.14	142,149,144.14	114,066,626.80
Total.....	869,507,292.67	874,374,778.66	883,972,049.78	885,777,616.15	881,175,046.06	860,962,630.52
Urgent deficiency, 1911.....	849,356.79	9,9478.97	999,978.97	1,060,615.11	1,060,615.11	17,229,214.80
Deficiency, 1911, and prior years.....	8,000,126.36	8,064,188.36	8,726,400.93	8,726,653.93	8,678,076.25
Total.....	878,416,775.82	883,438,945.99	893,498,429.68	895,563,885.19	890,913,737.42	873,691,905.32
Miscellaneous.....	5,000,000.00	23,275,128.74
Total, regular.....	895,913,737.42	896,967,034.06
Permanent annual.....	129,575,924.12	130,934,595.12
Grand total.....	1,025,489,661.54	1,027,901,629.18

TOTALS FOR LAST SIX CONGRESSES.

Congress.	Years.	Amount.	Congress.	Years.	Amount.	Congress.	Years.	Amount.
56th.....	1901-1902	\$1,440,483,438.87	58th.....	1905-1906	\$1,600,653,544.80	60th.....	1908-1910	\$2,052,411,841.79
57th.....	1902-1904	1,553,683,002.57	59th.....	1907-1908	1,739,537,864.10	61st.....	1911-1912	2,053,391,290.72

GOVERNMENT RECEIPTS AND DISBURSEMENTS BY FISCAL YEARS.

	1910.	1909.	1908.	1907.	1906.	1905.
1. Ordinary receipts.....	\$675,511,715.02	\$603,589,489.84	\$601,060,723.27	\$663,125,659.92	\$594,717,942.32	\$544,606,758.62
Ordinary disbursements.....	639,705,391.08	602,324,444.77	621,102,300.64	531,705,129.04	549,405,425.35	563,300,093.62
Excess of receipts (+) or disbursements (-).....	+ 15,806,323.94	- 58,734,954.93	- 20,041,667.37	+ 111,420,530.88	- 45,312,516.97	- 18,753,335.00
2. Panama canal receipts.....	21,894,861.00	30,731,008.21	25,367,768.67	31,210,817.65
Panama canal disbursements.....	33,911,673.37	81,419,442.41	83,068,029.40	27,193,618.71	19,379,373.71	3,918,819.83
Excess of receipts (+) or disbursements (-).....	- 33,911,673.37	- 688,434.20	- 12,726,160.37	+ 4,012,199.24	- 19,379,373.71	- 3,918,819.83
3. Public debt receipts.....	31,474,292.50	45,624,239.56	79,769,636.50	31,991,754.00	35,665,046.00	22,560,677.50
Public debt disbursements.....	33,049,695.50	104,996,770.00	73,891,906.50	56,052,393.47	26,338,326.33	26,462,568.80
Excess of receipts (+) or disbursements (-).....	- 1,375,403.00	- 59,372,530.50	- 5,877,730.00	- 24,060,639.47	+ 9,287,719.67	- 3,901,891.30
Excess of all receipts (+) or all disbursements (-).....	- 19,480,752.43	- 118,795,919.63	- 26,890,097.74	+ 91,372,090.63	+ 55,211,362.93	- 26,574,076.13
Balance in general fund at close of year.....	106,894,675.67	136,375,428.10	245,171,347.78	272,061,445.47	180,689,354.82	145,477,491.89

FINANCIAL AND COMMERCIAL STATISTICS OF THE UNITED STATES (1850-1910).

Upon a per capita basis.

YEAR.	Popula- tion, June 1.	GOVERNMENT FINANCE PER CAPITA.						GOLD AND SILVER.				
		Amount of money in the United States.	Money in circulation.	Debt less cash in treasury.	Interest paid.	Net ordinary receipts.	Net ordinary expenditures.	Disburse- ments for Repts. on S.	Coin value of money; July 1.	Commercial ratio of sil- ver to gold.	Annual aver- age price of silver in Lon- don, per oz.	Bullion value of United States silver dollar.
1850.....	50,155,783	\$24.01	\$19.41	\$88.27	\$1.50	\$6.65	\$5.34	\$1.14	1.00	\$18.05	\$1.145	\$.885
1860.....	62,622,250	34.24	22.82	14.22	.47	6.44	4.75	1.71	1.00	19.76	1.046	.809
1870.....	76,303,387	30.66	26.93	14.52	.44	7.43	6.39	1.05	1.00	33.33	.620	.47958
1880.....	77,647,000	31.98	28.02	13.45	.38	7.56	6.15	1.79	1.00	34.68	.605	.46093
1890.....	79,003,000	32.45	28.47	12.27	.35	7.11	5.96	1.75	1.00	39.15	.528	.40835
1900.....	80,373,000	33.40	29.42	11.51	.32	6.38	6.26	1.72	1.00	33.10	.543	.41960
1901.....	81,732,000	34.29	30.77	11.83	.30	6.40	7.11	1.74	1.00	35.70	.579	.47073
1902.....	83,133,000	34.68	31.08	11.91	.28	6.54	6.81	1.71	1.00	33.57	.610	.47300
1903.....	84,154,000	35.45	32.32	11.46	.28	7.02	6.72	1.68	1.00	30.84	.677	.52333
1904.....	85,817,233	36.30	32.22	10.22	.25	7.70	6.73	1.62	1.00	31.24	.662	.51161
1905.....	87,189,392	38.76	34.72	10.76	.24	6.87	7.53	1.77	1.00	33.64	.585	.41371
1906.....	88,506,034	38.45	34.93	11.56	.24	6.79	7.45	1.82	1.00	30.74	.520	.40231
1910.....	92,174,515	37.84	34.33	11.35	.23	7.48	7.30	1.77	1.00	33.22	.540	.41825

FINANCIAL AND COMMERCIAL STATISTICS OF THE U. S.—CONTINUED.

YEAR.	COINAGE PER CAPITA OF—		PRODUCTION PER CAPITA OF—		INTERNAL REVENUE.			Merchandise im-ported for consumption per capita.	CUSTOMS REVENUE.				
	Gold.	Silver.	Gold.	Silver.	Collected per capita.	Expenses of collect-ing.	Per cent.		Duty collected per capita.	Average ad valorem rate of duty.		Expenses of collecting.	
									On duti-able.	Per cent.	On free and duti-able.	Per cent.	Per cent.
1880.....	\$1.24	\$.55	\$.72	\$.69	\$2.47	2.95	\$12.51	\$2.64	43.43		29.07		3.23
1890.....	.33	.63	.52	.91	2.23	2.65	12.16	3.60	44.41		29.12		2.98
1900.....	1.30	.48	1.04	.47	3.87	1.51	10.93	3.02	49.46		27.62		3.20
1901.....	1.28	.47	1.01	.43	3.96	1.43	10.25	2.96	49.83		28.91		3.23
1902.....	.60	.38	1.01	.37	3.44	1.60	11.18	3.13	49.73		27.95		3.13
1903.....	.54	.25	.92	.36	2.87	1.94	12.28	3.42	49.03		27.85		3.98
1904.....	2.86	.19	.98	.41	2.85	1.94	11.73	3.08	48.78		26.30		3.32
1905.....	.60	.08	1.06	.41	2.82	1.85	12.71	3.03	45.24		23.77		3.43
1906.....	.92	.13	1.14	.45	2.94	1.76	13.95	3.38	44.16		24.22		3.00
1907.....	1.54	.15	1.04	.44	2.91	1.72	13.72	3.72	42.55		23.22		2.55
1908.....	1.51	.14	1.10	.31	2.83	1.85	13.11	3.13	42.94		23.23		2.35
1909.....	1.00	.09	1.12	.37	2.78	1.85	13.91	3.21	43.15		22.99		2.35
1910.....	1.13	.04	1.40	.33	3.14	1.73	16.54	3.50	41.52		21.11		3.20

YEAR.	EXPORTS.						CONSUMPTION PER CAPITA.																	
	Domestic merchandise.		Per cent of domestic products exported.				Raw cotton.		Wheat.		Corn.		Sugar.		Coffee.		Tea.		Distilled spirits.		Malt liquors.		Wine.	
	Exports per capita.	Manuf'g products, total ex-ports.	Cotton.	Wheat.	Corn.	Bitum- nous coal.	Lbs.	Bu.	Lbs.	Bu.	Lbs.	Lbs.	Lbs.	Lbs.	Gal.	Gal.	Gal.	Gal.	Gal.	Gal.	Gal.	Gal.		
1880.....	\$16.43	14.78	65.73	40.18	6.43	.06	18.94	5.35	23.88	42.90	8.78	1.39	1.27	8.26	1.39	1.27	8.26	1.39	1.27	8.26	1.39	1.27	8.26	1.39
1890.....	13.50	21.18	68.15	22.31	4.85	1.83	13.50	6.09	32.09	52.80	7.83	1.33	1.40	13.67	1.33	1.40	13.67	1.33	1.40	13.67	1.33	1.40	13.67	1.33
1900.....	17.96	35.30	65.18	34.00	10.30	3.14	22.57	4.74	24.44	65.20	9.81	1.06	1.27	16.01	1.06	1.27	16.01	1.06	1.27	16.01	1.06	1.27	16.01	1.06
1901.....	18.51	31.88	62.87	41.39	8.62	3.04	23.94	3.45	24.77	68.40	10.60	1.14	1.33	16.20	1.14	1.33	16.20	1.14	1.33	16.20	1.14	1.33	16.20	1.14
1902.....	17.16	33.48	64.47	31.37	1.84	2.24	25.65	6.50	18.22	72.80	13.57	1.30	1.46	17.49	1.30	1.46	17.49	1.30	1.46	17.49	1.30	1.46	17.49	1.30
1903.....	17.32	33.61	65.01	30.28	3.94	2.24	24.64	5.31	30.45	71.10	10.79	1.30	1.46	18.04	1.30	1.46	18.04	1.30	1.46	18.04	1.30	1.46	18.04	1.30
1904.....	17.87	36.47	60.27	18.92	2.59	2.55	25.28	6.33	24.74	75.30	11.75	1.34	1.48	18.28	1.34	1.48	18.28	1.34	1.48	18.28	1.34	1.48	18.28	1.34
1905.....	17.94	40.98	61.55	7.99	3.66	2.59	33.07	6.15	28.59	70.00	12.11	1.23	1.45	18.50	1.23	1.45	18.50	1.23	1.45	18.50	1.23	1.45	18.50	1.23
1906.....	20.41	39.33	62.69	14.09	4.43	2.54	26.51	7.08	30.75	76.10	9.95	1.10	1.51	20.20	1.10	1.51	20.20	1.10	1.51	20.20	1.10	1.51	20.20	1.10
1907.....	21.60	39.92	64.93	19.95	2.95	2.88	29.53	6.86	33.11	77.50	11.36	.99	1.63	21.23	.99	1.63	21.23	.99	1.63	21.23	.99	1.63	21.23	.99
1908.....	21.04	40.91	66.18	25.71	2.12	2.80	29.23	5.40	29.10	75.42	10.40	1.07	1.44	20.97	1.07	1.44	20.97	1.07	1.44	20.97	1.07	1.44	20.97	1.07
1909.....	18.50	40.98	62.36	17.19	1.41	2.29	29.71	6.22	29.71	82.24	11.74	1.29	1.37	19.07	1.29	1.37	19.07	1.29	1.37	19.07	1.29	1.37	19.07	1.29
1910.....	18.53	44.86	61.23	11.85	1.78	3.07	25.13	7.05	20.44	79.87	9.53	.89	1.43	19.79	.89	1.43	19.79	.89	1.43	19.79	.89	1.43	19.79	.89

YEAR.	CONSUMPTION OF RAW WOOL.		Tonnage of vessels, annual increase or decrease (+ or -).	Imports and ex-ports of merchan- dises carried in American vessels.		POSTOFFICE DEPARTMENT.		PUBLIC SCHOOLS.	
	Total per capita.	Per cent foreign.		Revenue per capita.	Expenditure per capita.	Population to 13 years of age.	Expenditures per capita of population to 13 years of age.		
1880.....	Lbs.	34.9	Per cent	\$0.66	\$0.73	Millions	\$5.17		
1890.....	+ 2.43	27.0	+ 2.51	17.5	1.11	15.5	7.60		
1900.....	+ 6.18	34.4	+ 6.18	9.3	1.34	21.4	10.04		
1901.....	+ 6.96	24.9	+ 6.96	9.3	1.44	22.0	10.35		
1902.....	+ 4.95	34.1	+ 4.95	8.8	1.54	22.3	10.57		
1903.....	+ 4.99	37.8	+ 4.99	9.1	1.57	22.7	11.10		
1904.....	+ 3.35	37.0	+ 3.35	10.3	1.76	23.0	11.86		
1905.....	+ 2.62	45.5	+ 2.62	12.1	1.84	23.4	12.46		
1906.....	+ 3.38	39.6	+ 3.38	12.0	2.00	23.7	12.94		
1907.....	+ 3.95	40.0	+ 3.95	10.6	2.13	24.3	13.63		
1908.....	+ 6.15	27.9	+ 6.15	9.08	2.19	24.6	15.10		
1909.....	+ 4.45	44.5	+ 4.45	9.5	2.30	24.2	16.56		
1910.....	+ 4.17		+ 4.17	1.61	2.43				

*No data.

NEW YORK STATE CAPITOL DAMAGED BY FIRE.

Fire in the New York state capitol building in Albany early in the morning of March 29, 1911, caused a damage estimated at \$5,000,000. The west wing was entirely destroyed and other portions of the great structure were partly ruined. Irreparable loss was sustained in the burning of the state historical library, containing many ancient colonial and revolutionary documents. Among these were the first charter of the colony of New York, the

papers found on Maj. Andre, the first charter of Trinity church from the British crown, a great collection of Clinton papers and hundreds of letters from Washington. The documents for a complete history of the state, as planned by the New York Historical society, were destroyed, as was the law library, which was considered the best of its kind in the country.

NATIONAL DEBTS, REVENUES AND EXPENDITURES.

[From report prepared by O. P. Austin, chief of bureau of statistics.]

COUNTRY.	Year.	Total debt in United States currency.	Rates of interest. Per ct.	Interest and other annual charges (budget estimate).	Revenue.	Expenditure.	PER CAPITA OF		
							Debt.	Interest.	Revenue
Argentina.....	1909	\$545,712,120	4 - 7	\$29,594,251	\$112,757,914	\$113,465,553	\$89.46	\$4.85	\$18.48
Australian Commonwealth.....	1908	1,181,192,157	3 - 4	46,883,989	169,683,369	156,156,447	47.06
New Zealand.....	1909	846,439,001	3 - 4	10,155,075	44,350,008	49,290,095	367.77	11.30	7.10
Austria-Hungary.....	1909	1,032,725,105	3 - 5	50,437,407	84,897,702	86,556,213	21.06	1.20	1.68
Austria.....	1909	960,997,101	3 - 5	35,322,309	48,143,439	489,530,572	32.22	1.18	1.37
Hungary.....	1908	1,146,500,658	3 - 5	97,136,118	315,822,929	315,813,171	55.45	1.50	2.28
Belgium.....	1909	653,325,145	2½-3	27,022,108	119,505,782	132,121,324	89.81	3.66	16.18
Kongo.....	1909	20,089,409	1,290,306	6,670,844	6,684,977
Bolivia.....	1908	2,858,496	4 - 6	215,873	4,513,981	4,131,322	1.46	2.81
Brazil.....	1909	657,067,561	4 - 5	32,390,824	154,994,252	150,253,657	31.29	1.54	7.38
Bulgaria.....	1909	95,500,973	4½-6	6,367,018	29,561,704	29,547,738	22.49	1.63	7.11
Canada.....	1909	323,930,279	2½-4	11,391,537	85,063,404	84,064,232	45.09	1.69	11.84
Central America—Costa Rica.....	1909	19,638,924	225,113	3,927,648	3,467,069	54.70	10.63
Guatemala.....	1908	19,085,801	4 - 8	1,700,865	2,800,197	3,369,731	10.14	1.49
Honduras.....	1909	10,882,500	5 - 10	337,501	1,588,111	1,707,654	221.97	3.17
Nicaragua.....	1907	6,083,132	6 - 8	354,938	610,652	614,329	13.22	1.11
Salvador.....	1908	12,045,347	2 - 6	1,812,655	5,107,310	4,884,337	7.05	1.03	2.99
Chile.....	1908	167,063,373	4½-6	6,652,997	76,125,081	77,297,796	51.34	2.04	23.29
China.....	1908	601,916,905	4 - 7	92,375,017	21,221,722	21,221,722	182.33
Colombia.....	1909	22,865,640	3 - 6	1,980,559	16,138,044	17,223,818	5.29	3.84
Cuba.....	1909	48,296,585	5 - 6	40,736,536	40,736,536	39,207,795	23.57	7.77
Denmark.....	1909	68,057,024	3 - 4	2,753,233	25,020,261	27,815,840	25.88	1.05	9.51
Ecuador.....	1909	21,010,345	3 - 4	4,544,359	6,204,131	6,206,604	16.52	4.88
Egypt.....	1909	463,854,243	17,904,884	76,724,134	71,219,456	41.10	1.59	6.80
France.....	1909	5,898,075,511	2½-3	186,302,380	852,399,350	852,748,626	150.09	21.69	21.70
Algeria.....	1908	10,365,065	3½	355,900	24,534,178	24,534,938	2.01	4.76	4.67
Tunis.....	1907	75,763,417	3 - 4	2,728,016	17,741,578	17,740,203	9.41	9.69	9.68
Indo-China.....	1907	39,782,051	3 - 5½	1,631,789	25,205,737	25,205,737	2.01	1.42	1.42
Colonies, N. E. S.....	1907	1,044,790,575	3 - 4	46,836,034	678,308,608	678,308,308	17.58	10.77	10.77
German empire.....	1908	3,175,698,141	3 - 4	132,942,135	1,208,896,320	1,235,423,109	50.23	19.04	19.54
German states.....	1909	4,414,900	12,995,300
German colonies.....	1909	5,940,324	27,781,064	59.98	10.56	10.56
Greece.....	1909	157,877,067	2½-6	1,906,715	3,825,948	3,627,383	14.70	2.13	2.03
Haiti.....	1909	26,468,809	2½-6	41,681,212	869,363,395	856,363,395	4.58	1.21	1.21
India—British.....	1909	1,346,997,187	2½-4½	462,068,984	96,941,138	441,895,760	75.94	13.21	12.89
Italy.....	1909	2,602,290,757	3 - 5	76,383,536	258,426,739	258,426,713	26.15	5.24	5.25
Japan.....	1910	1,287,004,261	4 - 5	10,674,492	14,915,822	14,915,822	4.84	4.84
Formosa.....	1908	18,297,263	6 - 7
Korea.....	1910	1,289,571	6 - 7	855,209	855,209
Liberia.....	1909	2,316,000	9½	95,178	8,439,186	3,559,186	9.26	13.76	14.24
Luxemburg.....	1909	219,890,231	3 - 5	13,068,516	49,190,204	46,297,762	14.66	3.21	3.09
Mexico.....	1909	39,758,000	7.95
Morocco.....	1910	451,309,203	2½-3	14,606,371	73,583,688	78,002,874	77.48	12.63	13.39
Netherlands.....	1909	72,979,127	77,938,314	1.87	2.00
East Indies.....	1909	1,885,358	2,334,416	13.76	17.04
West Indies, etc.....	1909	88,253,614	3 - 3½	5,338,702	38,749,682	36,839,011	37.88	16.63	15.81
Norway.....	1910	5,027,141	5 - 6	2,237,337	2,064,404	2,064,404	7.97	3.55	4.22
Paraguay.....	1908	16,373,441	17,474,400	17,474,400	1.76
Perù.....	1909	24,911,789	6 - 7½	14,969,236	15,572,756	5.46	3.28	3.42
Portugal.....	1909	864,561,212	3 - 4½	29,907,988	64,699,631	71,845,462	159.13	12.28	13.22
Colonies.....	1908	11,491,134	12,178,508	1.68
Romania.....	1910	277,883,133	3½-7½	16,895,744	90,509,232	80,562,470	41.50	13.54	11.21
Russia.....	1909	4,558,152,565	3 - 6	204,766,421	1,348,613,945	1,368,613,945	30.58	9.05	9.18
Finland.....	1909	29,352,124	3 - 3½	1,206,558	30,977,858	32,422,803	9.87	10.41	10.90
Santo Domingo.....	1910	13,486,370	4 - 5	1,200,000	4,024,230	4,024,230	22.11	6.60	6.60
Serbia.....	1910	103,573,257	4 - 5	5,208,088	20,008,312	19,941,464	36.66	7.08	7.06
Siam.....	1909	19,406,000	4 - 4½	21,466,180	24,147,206	2.91	3.21	3.61
Spain.....	1910	1,817,074,327	4 - 5	78,700,000	205,653,000	216,453,000	92.21	10.43	10.88
Sweden.....	1909	138,120,659	3½-4	5,320,000	65,414,147	67,386,367	25.68	10.30	10.73
Switzerland.....	1909	257,400,446	3 - 4	10,272,786	28,446,480	29,119,721	72.32	7.94	8.13
Turkey.....	1909	577,383,636	3½-4	36,494,753	133,777,433	157,745,206	21.92	5.56	6.55
United Kingdom.....	1909	3,009,031,350	2½-2¾	152,555,713	757,655,713	741,130,940	82.38	16.56	16.64
Colonies, N. E. S.....	1909	639,338,319	2½-6	29,049,837	144,083,327	158,535,048	15.87	8.27	3.48
United States.....	1909	1,023,261,531	2 - 4	21,803,886	883,501,121	1,002,303,040	11.42	9.86	11.18
Philippines.....	1909	16,000,000	4	1,765,561	11,369,734	11,733,601	1.35	1.39	1.43
Uruguay.....	1909	134,582,430	3½-5	7,952,991	23,609,648	21,791,891	129.03	22.69	20.89
Venezuela.....	1909	38,716,306	3 - 6	2,756,040	9,805,009	9,529,414	14.63	3.70	3.60
Total.....	39,343,079,476	9,969,519,433	10,172,800,938

NOTE—The years for which the revenues and expenditures are given are approximately, but not in all cases, the same as those for the debts.

AMERICAN TELEPHONE STATISTICS.

	1900.	1910.		1900.	1910.
Exchanges.....	2,326	4,968	Dividends.....	\$3,882,945	\$11,636,276
Miles of wire.....	1,518,609	8,675,474	Capital.....	25,836,300	256,476,300
Instruments.....	1,580,101	8,338,648	Gross earnings.....	7,687,381	82,761,841
Daily connections.....	6,173,803	19,258,194	Net earnings.....	4,270,509	23,095,889

COINS OF THE UNITED STATES (1792-1910).

GOLD COINS.

Double Eagles—Authorized to be coined, act of March 3, 1849; weight, 516 grains; fineness, .900. Total amount coined to June 30, 1910, \$2,256,143.-350. Full legal tender.

Eagles—Authorized to be coined, act of April 2, 1792; weight, 270 grains; fineness, .916 2-3; weight changed, act of June 28, 1834, to 258 grains; fineness changed, act of June 28, 1834, to .899225; fineness changed, act of Jan. 18, 1837, to .900. Total amount coined to June 30, 1910, \$481,773.-010. Full legal tender.

Half-Eagles—Authorized to be coined, act of April 2, 1792; weight, 135 grains; fineness, .916 2-3; weight changed, act of June 28, 1834, to 120 grains; fineness changed, act of June 28, 1834, to .899225; fineness changed, act of Jan. 18, 1837, to .900. Total amount coined to June 30, 1910, \$354,933.-420. Full legal tender.

Quarter-Eagles—Authorized to be coined, act of April 2, 1792; weight, 67.5 grains; fineness, .916 2-3; weight changed, act of June 28, 1834, to 64.5 grains; fineness changed, act of June 28, 1834, to .899225; fineness changed, act of Jan. 18, 1837, to .900. Total amount coined to June 30, 1910, \$34,929,147.50. Full legal tender.

Three-Dollar Piece—Authorized to be coined, act of Feb. 21, 1853; weight, 77.4 grains; fineness, .900; coinage discontinued, act of Sept. 26, 1890. Total amount coined, \$1,619,376. Full legal tender.

One Dollar—Authorized to be coined, act March 3, 1849; weight, 25.8 grains; fineness, .900; coinage discontinued, act of Sept. 26, 1890. Total amount coined, \$19,499,337. Full legal tender.

One Dollar, Louisiana Purchase Exposition—Authorized June 28, 1902; weight, 25.8 grains; fineness, .900. Total amount coined, \$250,000.

One Dollar, Lewis and Clark Exposition—Authorized April 13, 1904; weight, 25.8 grains; fineness, .900. Total amount coined, \$60,000.

SILVER COINS.

Dollar—Authorized to be coined, act of April 2, 1792; weight, 416 grains; fineness, .8924; weight changed, act of Jan. 18, 1837, to 412½ grains; fineness changed, act of Jan. 18, 1837, to .900; coinage discontinued, act of Feb. 12, 1873. Total amount coined to Feb. 12, 1873, \$8,031,238. Coinage reauthorized, act of Feb. 28, 1878; coinage discontinued after July 1, 1891, except for certain purposes, act of July 14, 1890. Amount coined to June 30, 1910, \$578,303,848. Full legal tender except when otherwise provided in the contract.

Trade Dollar—Authorized to be coined, act of Feb. 12, 1873; weight, 420 grains; fineness, .900; legal tender limited to \$5, act of June 22, 1874 (rev. stat.); coinage limited to export demand and legal tender quality repealed, joint resolution, July 22, 1876; coinage discontinued, act of Feb. 19, 1887. Total amount coined, \$35,965,924.

Lafayette Souvenir Dollar—Authorized by act of March 3, 1899; weight, 412½ grains; fineness, .900. Total amount coined, \$50,000.

Half-Dollar—Authorized to be coined, act of April 2, 1792; weight, 208 grains; fineness, .8924; weight changed, act of Jan. 18, 1837, to 206¼ grains; fineness changed, act of Jan. 18, 1837, to .900; weight changed, act of Feb. 21, 1853, to 192 grains; weight changed, act of Feb. 12, 1873, to 12½ grains, or 192.9 grains. Total amount coined to June 30, 1910, \$183,365,610.50. Legal tender, \$10.

Columbian Half-Dollar—Authorized to be coined, act of Aug. 5, 1892; weight, 192.9 grains; fineness, .900. Total amount coined, \$2,500,000. Legal tender, \$10.

Quarter-Dollar—Authorized to be coined, act of April 2, 1792; weight, 104 grains; fineness, .8924; weight changed, act of Jan. 18, 1837, to 103¼ grains; fineness changed, act of Jan. 18, 1837, to .900; weight changed, act of Feb. 21, 1853, to 96

grains; weight changed, act of Feb. 12, 1873, to 6¼ grains, or 96.45 grains. Total amount coined to June 30, 1910, \$96,480,600.25. Legal tender, \$10. **Columbian Quarter-Dollar**—Authorized to be coined, act of March 3, 1893; weight, 96.45 grains; fineness, .900. Total amount coined, \$10,000. Legal tender, \$10.

Twenty-Cent Piece—Authorized to be coined, act of March 3, 1875; weight, 5 grams, or 77.16 grains; fineness, .900; coinage prohibited, act of May 2, 1878. Total amount coined, \$271,000.

One Cent—Authorized to be coined, act of April 2, 1792; weight, 41.6 grains; fineness, .8924; weight changed, act of Jan. 18, 1837, to 41¼ grains; fineness changed, act of Jan. 18, 1837, to .900; weight changed, act of Feb. 21, 1853, to 38.4 grains; weight changed, act of Feb. 12, 1873, to 2½ grams, or 38.58 grains. Total amount coined to June 30, 1910, \$60,296,798.60. Legal tender, \$10.

Half-Dime—Authorized to be coined, act of April 2, 1792; weight, 20.8 grains; fineness, .8924; weight changed, act of Jan. 18, 1837, to 20½ grains; fineness changed, act of Jan. 18, 1837, to .900; weight changed, act of Feb. 21, 1853, to 19.2 grains; coinage discontinued, act of Feb. 12, 1873. Total amount coined, \$4,880,219.40.

Three-Cent Piece—Authorized to be coined, act of March 3, 1851; weight, 12½ grains; fineness, .750; weight changed, act of March 3, 1853, to 11.52 grains; fineness changed, act of March 3, 1853, to .900; coinage discontinued, act of Feb. 12, 1873. Total amount coined, \$1,282,087.20.

MINOR COINS.

Five-Cent (nickel)—Authorized to be coined, act of May 16, 1866, weight, 77.16 grains, composed of 75 per cent copper and 25 per cent nickel. Total amount coined to June 30, 1910, \$32,125,064.35. Legal tender for \$1, but reduced to 25 cents by act of Feb. 12, 1873.

Three-Cent (nickel)—Authorized to be coined, act of March 3, 1865; weight, 30 grains, composed of 75 per cent copper and 25 per cent nickel. Total amount coined, \$941,349.48. Legal tender for 60 cents, but reduced to 25 cents by act of Feb. 12, 1873. Coinage discontinued, act of Sept. 26, 1890.

Two-Cent (bronze)—Authorized to be coined, act of April 22, 1864; weight, 96 grains, composed of 95 per cent copper and 5 per cent tin and zinc. Coinage discontinued, act of Feb. 12, 1873. Total amount coined, \$912,020.

Cent (copper)—Authorized to be coined, act of April 2, 1792; weight, 264 grains; weight changed, act of Jan. 14, 1793, to 208 grains; weight changed by proclamation of the president, Jan. 26, 1796, in conformity with act of March 3, 1795, to 169 grains; coinage discontinued, act of Feb. 21, 1857. Total amount coined, \$1,502,887.44.

Cent (nickel)—Authorized to be coined, act of Feb. 21, 1857; weight, 72 grains, composed of 88 per cent copper and 12 per cent nickel. Coinage discontinued, act of April 22, 1864. Total amount coined, \$2,007,720.

Cent (bronze)—Authorized, act of April 22, 1864; weight, 48 grains, composed of 95 per cent copper and 5 per cent tin and zinc. Total amount coined to June 30, 1910, \$18,595,365.29. Legal tender, 25 cents.

Half-Cent (copper)—Authorized to be coined, act of April 2, 1792; weight, 132 grains; weight changed, act of Jan. 14, 1793, to 104 grains; weight changed by proclamation of the president, Jan. 26, 1796, in conformity with act of March 3, 1795, to 84 grains; coinage discontinued, act of Feb. 21, 1857. Total amount coined, \$39,926.11.

* TOTAL COINAGE.		COINAGE, 1910.	
Gold \$3,149,207,670.50	Gold \$47,578,875.00
Silver 965,406,087.95	Silver 4,297,567.25
Minor 56,184,322.67	Minor 2,338,877.19

Total 4,163,798,091.12 Total 54,215,319.44
*To end of fiscal year, June 30, 1910.

LARGEST DRY DOCK IN THE WORLD.

The dry dock in the river Boyne at Belfast, Ireland, was completed in April 1911, after eight years spent in the work of construction. It is 886 feet long and when filled contains 23,000,000 gallons

of water. The first vessel to be repaired in it was the Olympic, the largest steamer in the world. The dock is also the largest of its kind in the world.

APPROXIMATE VALUE OF FOREIGN COINS.
(c, copper; g, gold; s, silver.)

COIN.	COUNTRY.	U. S. equivalent.	COIN.	COUNTRY.	U. S. equivalent.
Argentina, g.	Argentine Republic.	\$4.82	Krone (soc crown).....	Roumania.\$ 193
Bahia, g.	Panama.	1.00	Leu, s.	Peru.4.87
Bolivar, s.	Venezuela.	.19	Libra, g.	Italy.19
Boliviano, s.	Bolivia.	.53	Lira, s.	Turkey.4.40
Cash, c.	China.	.006	Mark, s.	Germany.24
Cent.	China.	.005	Mark, g.	Finland.19
Centavo, c.	Mexico.	.005	Medjidie, g.	Turkey.88
Centime, c.	France.	.002	Milreis, g.	Brazil.55
Colon, g.	Costa Rica.	.46	Milreis, g.	Portugal.1.08
Condor, g.	Colombia.	10.00	Napoleon, g.	France.3.86
Condor, g.	Chile.	7.80	Onik, s.	Turkey.40
Condor, g.	Ecuador.	4.30	Ore, c.	Scandinavia.0.025
Crown, s.	Austria.	.20	Para, s.	Turkey.001
Crown, s.	Denmark.	.27	Penny, c.	Great Britain.02
Crown, s.	Great Britain.	1.22	Peseta, s.	Spain.19
Crown, s.	Norway.	.27	Peso, g.	Argentine Republic.96
Crown, s.	Sweden.	.27	Peso, s.	Central America.39
Dinar, g.	Switzerland.	.193	Peso, g.	Chile.36
Dinero, s.	Peru.	.05	Peso, g.	Colombia.1.00
Dollar, g.	British Honduras.	1.00	Peso, g.	Cuba.91
Dollar, g.	Newfoundland.	1.014	Peso, s.	Mexico.40
Dollar, g.	British possessions.	1.01	Peso, g.	Philippines.50
Dollar, g.	Colombia.	1.00	Peseta, s.	Uruguay.1.03
Dollar, g.	Liberia.	1.00	Pfennig, c.	Germany.0.025
Dollar, s.	China.	.49	Piaster s.	Cochin China.55
Dollar, g.	Santo Domingo.	1.00	Piast r, s.	Cypruns.03
Doubleon, g.	Chile.	3.65	Piaster, s.	Turkey.04
Drachma, s.	Greece.	.19	Pound, g.	Egypt.4.94
Escudo, g.	Chile.	1.82	Pound, g.	Great Britain.4.87
Farthing, c.	Great Britain.	.005	Ruble, g.	Russia.51
Florin, s.	Austria.	.40	Rupee, s.	India.82
Florin, s.	Great Britain.	.49	Scudo, g, s.	Italy.95
Florin, g.	Netherlands.	.40	Sen, c.	Japan.0.05
Franc, s.	France.	.19	Shilling, s.	Great Britain.24
Franc, g.	Belgium.	.19	Sixpence, s.	Great Britain.12
Franc, g.	Switzerland.	.19	Sol, s.	Peru.49
Gourde, s.	Haiti.	.96	Soldo, c.	Italy.01
Gulder, s.	Netherlands.	.40	Sovereign, g.	Great Britain.4.87
Guinea, g.	Great Britain.	5.04	Sucre, g.	Ecuador.4.87
Gulden, s.	Austria.	.48	Tael (customs), s.	China.65
Heller, s.	Austria.	.004	Tical, s.	Slam.30
Kopeck, c.	Russia.	.005	Yen, s.	Japan.4.98
Kran, s.	Persia.	.17			

SOME SEVENS AND THREES.

Seven Champions of Christendom—Sts. George, Denis, James, Anthony, Andrew, Patrick and David.

Seven Chief Virtues—Faith, hope, charity, prudence, temperance, chastity and fortitude.

Seven Churches of Asia—Ephesus, Smyrna, Pergamos, Thyatira, Sardis, Philadelphia, Laodicea.

Seven Deadly Sins—Pride, covetousness, lust, wrath, gluttony, envy, sloth.

Seven Gifts of the Spirit—Wisdom, counsel, understanding, fortitude, knowledge, godliness and godly fear.

Seven Sages of Greece—Solon, Chilo, Thales, Bias, Cleobulus, Pittacos, Perlander.

Seven Senses—Animation, feeling, speech, taste, sight, hearing, smelling.

Seven Wonders of the World (Ancient)—Pyramids of Egypt, hanging gardens of Babylon, tomb of Mausolos, temple of Diana at Ephesus, colossus of

Rhodes, statue of Zeus by Phidias, the Pharos of Egypt.

Seven Sleepers—Seven Christian youths of Ephesus who slept in a cave 196 years; their names were Constantine, Dionysius, John, Maximian, Malchus, Martinian, Serapion.

Seven Wonders (Middle Ages)—Coliseum of Rome, catacombs of Alexandria, great wall of China, Stonehenge, leaning tower of Pisa, porcelain tower of Nankin, mosque of St. Sophia in Constantinople.

Three Estates of the Realm—Nobility, clergy and commons. The press is sometimes called the fourth estate.

Three Fates—Clotho, Lachesis and Atropos, goddesses presiding over birth, life and death of man.

Three Furies—Alecto, Tisiphone and Megaera, averging goddesses.

Three Graces—Euphrosyne, Aglaia and Thalia; also faith, hope and charity.

PORK-PACKING STATISTICS.

Season from Nov. 1 to March 1.

CITY.	1909-10			1908-09			1907-08			1906-07			1905-06			1904-05			1903-04			1902-03			1901-02		
	No. hogs	No. hogs	No. hogs	No. hogs	No. hogs	No. hogs	No. hogs	No. hogs	No. hogs	No. hogs	No. hogs	No. hogs	No. hogs	No. hogs	No. hogs	No. hogs	No. hogs	No. hogs	No. hogs	No. hogs	No. hogs	No. hogs	No. hogs	No. hogs	No. hogs	No. hogs	
Chicago.	2,063,544	2,640,765	2,570,475	2,493,739	2,592,866	2,812,588	2,925,960	2,952,193	3,433,905																		
Cincinnati.	196,471	245,323	207,472	236,988	255,167	268,299	247,947	220,617	262,882																		
Indianapolis.	499,681	703,235	747,074	510,486	610,423	516,230	479,380	359,454	476,568																		
Kansas City.	985,118	1,520,381	1,395,221	1,185,931	1,202,736	1,231,408	861,674	743,854	1,271,686																		
Louisville.	69,853	96,906	83,647	69,381	134,767	184,447	126,251	143,815	150,000																		
*Milwaukee.	395,823	583,338	684,040	455,463	467,407	394,475	428,024	285,407	322,169																		
Omaha.	531,049	700,772	742,734	687,274	800,470	738,131	745,838	777,941	838,787																		
St. Louis.	705,768	884,937	706,029	656,636	680,132	761,382	627,550	503,823	642,630																		

*Includes Caduhy.

MERCHANT MARINE OF THE UNITED STATES.
[From the reports of the bureau of navigation.]

YEAR.	IN FOREIGN TRADE.		IN COASTWISE TRADE.		WHALE FISHERIES.		COD AND MACKEREL FISHERIES.	Total.	Annual inc. (+) or dec. (-)
	Steam.	Total.	Steam.	Total.	Steam.	Total.			
	Tons.	Tons.	Tons.	Tons.	Tons.	Tons.	Tons.	Tons.	Percent
1870.....	97,296	2,379,396	770,641	2,644,867	166,841	162,764	5,533,868	+ 2.41
1871.....	192,544	1,448,846	882,551	2,638,247	67,954	91,560	4,216,507	- 2.43
1880.....	146,604	1,314,402	1,064,354	2,637,686	38,408	77,538	4,008,034	+ 2.71
1890.....	192,705	1,282,062	1,061,458	3,409,435	4,925	18,633	68,367	4,424,497	+ 6.18
1900.....	337,356	816,735	2,289,829	4,286,516	3,986	9,899	51,629	5,164,839	+ 4.95
1902.....	455,017	873,235	2,718,049	4,858,714	3,808	9,320	56,633	5,797,902	+ 4.39
1903.....	523,022	879,204	2,830,578	5,141,037	3,808	9,512	57,532	6,087,545	+ 3.25
1904.....	549,938	888,628	3,041,262	5,335,164	4,218	10,140	57,063	6,291,535	+ 2.62
1905.....	596,594	943,750	3,140,314	5,441,688	4,526	10,763	60,342	6,456,543	+ 3.38
1906.....	586,749	928,466	3,384,002	5,674,044	4,536	11,020	61,439	6,674,969	+ 3.95
1907.....	598,155	861,466	3,664,210	6,010,601	3,970	9,680	57,407	6,938,794	+ 6.15
1908.....	595,147	930,413	4,099,405	6,371,862	3,500	9,655	53,515	7,395,445	+ 0.32
1909.....	575,226	878,523	4,157,557	6,451,042	3,300	8,952	50,208	7,388,755	+ 1.61
1910.....	563,468	782,517	4,330,896	6,668,966	3,509	9,308	12,488	7,508,082	

VESSELS BUILT IN THE UNITED STATES.
[From the reports of the bureau of navigation.]

YEAR.	New England coast.		On entire seaboard.		Mississippi and tributaries.		On great lakes.		Total.	
	No.	Tons.	No.	Tons.	No.	Tons.	No.	Tons.	No.	Tons.
	1890.....	208	78,577	756	169,091	104	16,506	191	108,526	1,051
1900.....	199	72,179	1,107	249,009	215	14,173	125	130,611	1,447	393,790
1902.....	225	75,851	1,197	290,122	161	9,896	133	168,873	1,491	468,831
1903.....	203	66,973	1,038	288,190	150	11,112	123	133,844	1,311	436,152
1904.....	170	51,417	878	208,289	187	10,821	119	139,433	1,184	373,542
1905.....	192	119,377	825	220,716	178	6,477	101	95,123	1,102	350,916
1906.....	146	32,311	850	146,833	167	6,591	204	263,271	1,221	415,745
1907.....	106	44,428	815	219,753	165	7,288	177	244,291	1,157	417,332
1908.....	151	70,908	1,034	296,937	207	6,114	216	341,165	1,457	614,216
1909.....	130	27,237	866	131,748	207	5,940	174	100,402	1,247	238,008
1910.....	111	23,442	887	167,829	193	5,488	231	168,751	1,361	342,038

DISASTERS TO SHIPPING.

On and near the coasts and on the rivers of the United States and American vessels at sea and on the coasts of foreign countries.

YEAR.	Wrecks*	Lives lost.	Loss on vessels.		Loss on cargoes.		YEAR.	Wrecks*	Lives lost.	Loss on vessels.		Loss on cargoes.	
			Tons.	Dollars.	Tons.	Dollars.				Tons.	Dollars.	Tons.	Dollars.
1889.....	1,526	656	\$9,578,195	\$2,446,605	1900.....	1,234	252	\$7,186,950	\$3,350,500				
1890.....	1,470	556	7,653,480	2,172,535	1901.....	1,265	437	6,965,160	2,119,835				
1891.....	1,475	448	6,064,635	2,593,010	1902.....	1,359	531	8,824,820	2,390,355				
1892.....	1,536	646	7,936,675	2,577,870	1903.....	1,173	351	6,820,790	1,601,320				
1893.....	1,481	401	7,763,965	2,003,855	1904.....	1,182	1,454	7,011,775	1,722,210				
1894.....	1,653	803	8,576,885	2,158,655	1905.....	1,209	267	8,187,500	2,263,795				
1895.....	1,496	704	7,530,540	1,944,110	1906.....	1,326	499	10,089,610	2,245,305				
1896.....	1,392	369	6,485,595	2,018,140	1907.....	1,670	624	13,709,915	3,062,110				
1897.....	1,206	299	6,442,175	1,781,765	1908.....	1,341	374	9,555,825	2,152,155				
1898.....	1,191	743	10,728,250	1,740,515	1909.....	1,317	403	9,491,635	3,330,825				
1899.....	1,574	742	8,932,835	2,451,905	1910.....	1,493	403	11,058,840	2,565,580				

*Total or partial.

WORLD'S SHIPS, RAILWAYS, TELEGRAPHS AND CABLES.

[Report of the bureau of statistics, Washington, D. C.]

Development by decades of carrying power, commerce and means of communication from 1800 to 1905.

YEAR.	Population.	COMMERCE.			CARRYING POWER.			Railways.	Telegraphs.	Cables.
		Total.	Per capita.		Sail.	Steam.	Total.			
		Mil-lions of dollars.	Dollars.	Thousand tons.	Thousand tons.	Thousand tons.	Thousand miles.			
1800.....	640	1,479	2.31	4,026
1820.....	780	1,659	2.13	5,814	0.02	5,894
1840.....	847	1,981	2.34	7,100	.11	7,528	0.2
1860.....	950	2,789	2.93	9,012	.37	10,482	5.4
1880.....	1,075	4,049	3.76	11,470	.86	14,902	24.0	5	1-40
1890.....	1,205	7,246	6.01	14,800	1.7	21,730	67.4	100	176
1900.....	1,310	10,663	8.14	12,900	3.0	25,100	139.9	281	15
1880.....	1,439	14,761	10.26	14,400	5.9	37,900	224.9	440	49
1890.....	1,488	17,519	11.80	12,640	9.0	48,800	330.0	768	132
1900.....	1,500	20,168	13.33	8,119	14.7	66,800	500.0	1,130	230
1905.....	1,600	22,500	14.06	6,657	13.6	80,400	550.0	1,300	200

MANUFACTURE OF ELECTRICAL MACHINERY.

[From United States census report.]

Items.	1909.	1904.	1899.
Number of establishments.....	1,255	912	581
Total value of products.....	\$243,967,000	\$159,551,000	\$105,832,000
Dynamos:			
Number.....	16,791	15,080	10,527
Total kilowatts.....	1,405,951	996,182	678,124
Value.....	\$13,081,000	\$11,084,000	\$10,473,000
Dynamotors, motor generators, boosters, rotary converters and double current generators.....	\$3,155,000	\$1,743,000	\$380,000
Transformers for light and power.....	\$1,010,000	\$4,469,000	\$2,963,000
Switchboards, panel boards, cut-out cabinets for light and power.....	\$5,972,000	\$3,766,000	\$1,847,000
Motors:			
For power—			
Number.....	244,123	79,877	35,604
Horse power.....	1,623,677	678,910	515,765
Value.....	\$18,306,000	\$13,121,000	\$7,561,000
For automobiles—			
Number.....	2,795	1,819	3,017
Horse power.....	12,471	19,907	8,220
Value.....	\$294,000	\$153,000	\$192,000
For fans—			
Number.....	199,113	202,535	97,577
Horse power.....	178,033	30,796	12,766
Value.....	\$2,451,000	\$1,168,000	\$1,055,000
For railways, elevators and miscellaneous services—			
Number.....	58,698	22,112	23,582
Horse power.....	859,237	763,399	684,791
Value.....	\$11,036,000	\$7,929,000	\$10,707,000
Storage batteries:			
Weight of plates in pounds.....	23 119; 31	16,113,073	*
Value.....	\$4,678,000	\$2,646,000	\$2,580,000
Primary batteries: Number.....	34,332 531	6,628,162	2,654,765
Value.....	\$5,634,000	\$1,595,000	\$1,119,000
Arc lamps: Number.....	123,543	195,157	158,187
Value.....	\$1,707,000	\$1,574,000	\$1,828,000
Searchlights, projectors and focusing lamps.....	\$936,000	\$115,000	\$226,000
Incandescent lamps: Carbon filament, gem, tantalum, tungsten lamp	\$13,339,000	\$6,308,300	\$3,442,000
Decorative and miniature lamps, X-ray bulbs, vacuum tubes, etc. (also includes glower lamps and parts, and vacuum and vapor lamps)	\$1,876,000	\$645,000	\$73,000
Sockets, receptacles, bases, etc.....	\$4,522,000	\$2,011,000	\$594,000
Electric lighting fixtures of all kinds.....	\$6,128,000	\$3,295,000	\$3,751,000
Telegraph apparatus.....	\$1,957,000	\$1,111,000	\$1,642,000
Telephone apparatus.....	\$15,547,000	\$15,864,000	\$10,512,000
Insulated wires and cables.....	\$50,338,000	\$34,520,000	\$21,292,000
Electric conduits.....	\$5,098,000	\$2,416,000	\$1,066,000
Annunciators—Domestic, hotel and office.....	\$736,000	\$186,000	\$225,000
Electric clocks and time mechanisms.....	\$352,000	\$374,000	\$132,000
Fuses.....	\$1,002,000	\$568,000	\$595,000
Lightning arresters.....	\$846,300	\$587,000	*
Rheostats and resistances.....	\$2,675,000	\$933,000	\$1,187,000
Heating, cooking and welding apparatus.....	\$1,003,000	\$386,000	*
Electric flatirons.....	\$951,000	*	*
Electric measuring instruments.....	\$7,800,000	\$5,905,000	\$1,842,000
Electric therapeutic apparatus.....	\$1,116,000	\$1,037,000	*
Magneto-ignition apparatus, sparks, coils, etc.....	\$6,080,500	\$678,000	*
Electric switches, signals and attachments.....	\$5,384,000	\$1,451,000	\$1,130,000
Circuit fittings of all kinds.....	\$1,081,000	\$3,525,000	*
All other products.....	\$34,000,000	\$26,179,000	\$15,384,000
Amount received from custom work and repairing.....	\$5,691,000	\$2,789,000	\$2,064,000

*Not separately reported.

WEEKLY WAGES IN CERTAIN COUNTRIES COMPARED.

[Compiled from reports of an inquiry by the British board of trade in the principal industrial towns

of the united kingdom, 1908; Germany, 1908; France, 1909; Belgium, 1911; United States, 1911.]

	England.*	Germany †	France.	Belgium.	United States.
Bricklayers.....	\$9.12-99.85	\$6.55-87.60	\$5.25-87.02	\$5.05-85.84	\$23.77-830.42
Stone masons.....	9.04-9.57	6.55-7.60	5.25-7.02	5.05-5.84	23.42-26.77
Carpenters.....	8.50-9.57	6.55-7.60	5.24-7.36	4.91-6.14	16.73-21.90
Joiners.....	8.30-9.57	*	5.78-6.43	4.97-5.70	16.73-21.90
Plasterers.....	8.88-10.14	*	5.78-7.06	5.01-5.96	24.33-29.00
Plumbers.....	8.60-9.67	5.84-6.93	5.84-7.02	4.91-5.70	21.29-29.37
Painters.....	7.66-9.12	5.84-7.22	5.21-6.43	4.56-5.25	15.82-20.68
Hodcarriers.....	5.92-6.57	4.74-5.84	3.85-4.83	3.65-4.28	12.17-16.73
Fitters.....	7.79-8.76	6.33-7.79	5.84-7.02	4.81-5.66	15.41-18.13
Turners.....	7.79-8.76	6.57-8.03	5.84-7.42	4.99-5.92	15.41-18.13
Smiths.....	7.79-8.76	6.93-8.03	6.12-7.73	4.89-5.96	16.47-20.76
Patternmakers.....	8.27-9.25	6.20-7.30	6.20-7.24	4.77-5.84	18.13-22.39
Laborers.....	4.38-5.25	4.38-5.35	3.79-4.66	3.14-3.95	5.12-10.65
Compositors (job).....	6.81-8.03	6.02-6.31	5.56-7.02	4.68-5.53	16.73-19.77

*Includes Wales, but excludes London. †Excludes Berlin.

The same report shows that the hours of labor in the United States are 5 per cent below those in England and Wales and those in Germany, France

and Belgium are, respectively, 11.17 and 21 per cent above those in England and Wales. On the other hand, rents are higher and the general cost of living is greater in the United States than in the other countries.

IRON AND STEEL INDUSTRY OF THE UNITED STATES.

[From report of census bureau for 1909.]

BLAST FURNACES.

	1909.				1904.				1899.				Pr.ct.increase.	
	1909.	208	191	224	1904.	191	1899.	224	1904-9.	1899-1904	8.9	*14.7		
Number of establishments.....	43,013	37,414	41,121	15.0	*3.0									
Number of employes.....	4,584	2,236	1,763	105.0	26.8									
Salariéd employes.....	38,429	35,178	39,358	9.2	*10.6									
Wage earners (average number).....	\$437,581,000	\$236,401,000	\$143,329,000	106.3	64.9									
Capital.....	\$362,802,900	\$210,604,600	\$159,807,600	72.3	31.8									
Expenses.....	\$31,132,600	\$21,846,000	\$20,808,000	42.5	5.9									
Services.....	\$6,525,000	\$2,898,000	\$2,508,000	125.2	25.6									
Salaries.....	\$24,607,000	\$18,948,000	\$18,500,000	29.9	2.4									
Wages.....	\$320,638,400	\$173,967,000	\$131,536,000	79.2	36.1									
Materials.....	\$11,032,900	\$9,791,600	\$7,463,000	12.7	31.2									
Miscellaneous.....	\$331,429,000	\$231,589,000	\$206,823,600	63.8	12.1									
Value of products.....	\$70,701,000	\$52,922,000	\$75,287,060	33.8	*29.7									
Value added by manufacture (value of products less cost of materials).....														

STEEL WORKS OR ROLLING MILLS.

	1909.				1904.				1899.				Pr.ct.increase.	
	1909.	446	415	445	7.5	*6.7								
Number of establishments.....	260,123	221,892	190,703	17.2	16.4									
Number of employes.....	20,639	14,330	7,454	44.0	92.2									
Salariéd employes.....	239,484	207,562	183,249	15.4	13.3									
Wage earners (average number).....	\$1,004,735,000	\$700,182,000	\$430,232,000	43.5	62.7									
Capital.....	\$539,501,000	\$613,930,900	\$527,475,000	43.7	17.3									
Expenses.....	\$189,392,000	\$140,352,000	\$111,769,000	34.9	25.6									
Services.....	\$26,191,000	\$17,860,000	\$9,433,000	46.6	89.3									
Salaries.....	\$163,201,000	\$122,492,000	\$102,336,000	33.2	19.7									
Wages.....	\$657,501,000	\$441,204,000	\$390,895,000	49.0	12.9									
Materials.....	\$22,608,000	\$37,374,000	\$24,811,000	14.0	50.6									
Miscellaneous.....	\$955,723,000	\$677,965,000	\$597,212,000	46.3	12.9									
Value of products.....	\$328,222,000	\$232,761,000	\$206,317,000	41.0	12.3									
Value added by manufacture (value of products less cost of materials).....														

WIRE.

	1909.				1904.				1899.				Pr.ct.increase.	
	1909.	56	25	29 <th>124.0 <td>*13.5</td> <td></td> <td></td> <td></td> <td></td> <td></td> <td></td> <td></td> <td></td> </th>	124.0 <td>*13.5</td> <td></td> <td></td> <td></td> <td></td> <td></td> <td></td> <td></td> <td></td>	*13.5								
Number of establishments.....	19,931	5,318	1,697	274.8	213.4									
Number of employes.....	1,846	561	94	217.7	513.1									
Salariéd employes.....	18,085	4,727	1,693	281.8	195.5									
Wage earners (average number).....	\$60,157,000	\$14,899,000	\$4,242,000	303.8	251.2									
Capital.....	\$77,235,000	\$35,108,000	\$8,223,000	120.0	326.9									
Expenses.....	\$12,515,000	\$3,652,000	\$996,300	242.7	266.7									
Services.....	\$2,199,000	\$793,000	\$136,000	177.3	483.1									
Salaries.....	\$10,316,000	\$2,859,000	\$860,000	260.8	232.4									
Wages.....	\$60,543,000	\$30,062,000	\$7,014,000	101.4	323.6									
Materials.....	\$4,177,000	\$1,394,000	\$213,000	199.6	554.5									
Miscellaneous.....	\$94,486,000	\$37,915,000	\$9,421,000	122.8	302.5									
Value of products.....	\$23,943,000	\$7,853,000	\$2,407,000	204.9	226.3									
Value added by manufacture (value of products less cost of materials).....														

TIN TERNE OR TERNE PLATE.

	1909.				1904.				1899.				Pr.ct.increase.	
	1909.	31	36	57 <th>*13.9 <td>*36.8</td> <td></td> <td></td> <td></td> <td></td> <td></td> <td></td> <td></td> <td></td> </th>	*13.9 <td>*36.8</td> <td></td> <td></td> <td></td> <td></td> <td></td> <td></td> <td></td> <td></td>	*36.8								
Number of establishments.....	5,845	5,131	4,904	13.9	23.1									
Number of employes.....	493	284	333	73.6	*14.7									
Salariéd employes.....	5,352	4,847	3,671	10.4	32.0									
Wage earners (average number).....	\$10,995,000	\$10,513,600	\$6,650,000	1.7	62.6									
Capital.....	\$46,795,000	\$34,459,000	\$29,145,000	35.8	18.2									
Expenses.....	\$3,935,000	\$2,663,000	\$2,181,000	46.1	23.5									
Services.....	\$620,000	\$310,000	\$291,000	100.0	6.5									
Salaries.....	\$3,315,000	\$2,353,000	\$1,890,000	39.1	26.1									
Wages.....	\$41,888,000	\$31,376,000	\$25,728,000	33.5	17.4									
Materials.....	\$871,000	\$300,000	\$236,000	149.0	65.3									
Miscellaneous.....	\$47,970,000	\$35,283,000	\$31,892,000	36.0	10.6									
Value of products.....	\$6,081,000	\$3,907,000	\$5,104,000	55.6	*24.3									
Value added by manufacture (value of products less cost of materials).....														

*Decrease.

STATISTICS OF AMERICAN EXPRESS COMPANIES.

[From interstate commerce commission report for year ending June 30, 1909.]

CLASSIFICATION OF MILEAGE.*

Company.	Total.	Steam road.	Electric.	Steamboat.	Stage.
Adams Express company.....	34,360.00	30,676.00	196.00	3,405.00	83.00
American Express company.....	48,224.78	45,663.08	475.70	2,053.50	22.50
Canadian Express company.....	7,794.27	6,904.27	66.00	737.00	27.00
Canadian Northern Express company.....	3,126.62	3,127.62	22.00
Globe Express company.....	1,899.85	1,899.85
Great Northern Express company.....	7,412.16	7,031.57	169.59	211.00
National Express company.....	1,714.25	1,416.25	6.00	292.00
Northern Express company.....	6,757.75	6,488.75	8.00	261.00
Pacific Express company.....	23,672.54	21,721.20	343.00	608.34
Southern Express company.....	33,181.00	30,536.00	80.00	2,165.00
United States Express company.....	24,206.00	20,286.34	3,604.96	314.70
Wells, Fargo & Co.....	65,698.43	59,316.90	1,433.65	4,081.65	861.12
Western Express company.....	3,456.39	3,448.39	4.00	4.00
Totals.....	260,507.04	238,961.22	6,414.01	14,138.19	993.62

*Covered by operations.

EQUIPMENT.

Class.	Number.	Value.	Class.	Number.	Value.
Cars	420	\$232,115.69	Sleighs	2,878	\$81,032.16
Four wheel trucks	25,485	505,570.02	Stable articles		443,296.67
Office furniture		1,185,226.45	Car safes (stationary)	1,403	251,756.65
Office safes	11,610	631,662.20	Messengers' safes	13,765	193,108.80
Automobiles	17,322	2,499,730.65	Messengers' trunks	23,875	178,017.06
Double wagons	3,667	378,240.00	Other equipment		705,058.01
Single wagons	9,790	1,183,635.03	Total		9,234,071.28

INCOME ACCOUNT.

Company.	Gross receipts.	Operating revenues.	Operating expenses.	Taxes.	Gross income.	Net income.
Adams	\$23,860,100.34	\$13,921,872.83	\$12,079,187.63	\$145,184.36	\$3,389,969.11	\$2,382,293.95
American	\$1,896,497.22	17,350,719.10	14,902,675.31	271,170.80	3,296,164.42	3,276,352.01
Canadian	2,179,656.14	1,121,006.74	905,490.52	15,110.17	199,706.05	197,375.59
Canadian Northern	297,365.16	1,321,495.91	119,193.94	2,123.73	62,178.24	61,845.69
Globe	548,852.97	278,636.56	205,995.11	3,684.77	861,968.59	829,945.49
Great Northern	2,164,433.44	1,252,940.22	592,361.15	31,342.69	629,236.98	629,236.98
National	1,104,025.45	682,001.82	575,171.64	1,253.74	105,576.44	103,415.23
Northern	3,103,462.48	1,514,312.78	850,238.53	40,707.82	651,464.47	651,464.47
Pacific	7,750,725.31	3,170,062.94	2,723,935.94	59,375.63	425,183.75	425,183.75
Southern	12,732,957.80	6,598,536.87	5,002,189.60	95,077.31	1,746,692.51	1,718,447.82
United States	16,861,625.63	9,072,895.87	8,387,995.50	102,353.41	996,329.35	883,607.72
Wells, Fargo & Co.	24,464,650.78	13,093,988.64	9,698,689.72	132,820.04	4,664,379.34	4,664,379.34
Western	634,838.30	326,653.95	229,390.70	5,615.32	91,107.93	91,107.93
Totals	132,699,190.92	68,567,064.23	56,273,055.29	906,515.79	16,619,956.88	15,382,553.95

LUMBER INDUSTRY OF THE UNITED STATES.

State.	M feet.	Value.	State.	M feet.	Value.	Species.	M feet.	Value.
Alabama	1,691,001	\$23,938,627	Pennsylvania	1,462,771	26,664,110	Maple	1,106,604	17,447,814
Arizona	62,731	853,956	Rhode Island	25,459	429,746	Oak	4,414,457	90,512,069
Arkansas	2,111,300	31,839,283	South Carolina	897,669	11,816,420	Poplar(yellow)	858,500	21,799,854
California	1,143,507	18,265,539	South Dakota	31,057	489,673	Red gum	706,945	9,334,268
Colorado	141,710	1,947,370	Tennessee	1,223,849	27,450,569	Redwood	521,630	7,720,214
Connecticut	168,371	2,933,534	Texas	2,099,130	25,747,212	Spruce	1,748,547	29,561,315
Delaware	55,440	811,219	Utah	12,635	178,149	Western pine	1,499,985	23,077,954
Florida	1,201,734	17,002,600	Vermont	351,571	5,669,904	White pine	3,900,034	70,830,131
Georgia	1,342,249	17,100,776	Virginia	2,101,716	28,012,274	Yellow pine	16,277,185	206,505,297
Idaho	645,800	9,318,424	Washington	3,862,916	51,083,399	All other	1,335,533	27,300,355
Illinois	170,181	3,505,529	West Virginia	1,472,942	26,148,157			
Indiana	556,438	14,077,309	Wisconsin	2,025,038	33,210,073			
Iowa	132,021	3,298,697	Wyoming	26,602	400,130			
Kansas	4,716	118,183	All other	11,230	292,239			
Kentucky	860,712	18,545,844						
Louisiana	3,651,918	50,539,094						
Maine	1,111,565	15,913,678						
Maryland	257,929	3,997,634						
Massachusetts	361,200	5,917,802						
Michigan	1,893,724	29,802,083						
Minnesota	1,561,508	26,408,341						
Mississippi	2,572,669	38,322,513						
Missouri	660,159	10,041,472						
Montana	308,582	4,692,052						
N. Hampshire	649,605	10,832,197						
New Jersey	61,620	1,403,909						
New Mexico	91,987	1,589,837						
New York	681,440	13,408,529						
N. Carolina	2,177,715	27,971,809						
Ohio	542,900	15,247,539						
Oklahoma	225,730	3,094,262						
Oregon	1,858,995	23,448,146						

Total 44,509,761 684,479,859

PRODUCTION OF SHINGLES (1909).

State.	Thousands.	Value.
Alabama	245,871	\$588,475
Arkansas	208,080	462,440
California	574,342	883,671
Florida	283,206	879,920
Georgia	443,260	921,271
Louisiana	757,868	1,703,486
Maine	598,131	1,368,802
Michigan	891,649	2,098,150
N. Carolina	280,942	970,453
Oregon	293,644	557,389
Washington	8,879,467	16,066,405
Wisconsin	392,863	811,019
All other	1,058,048	3,000,982
Total	14,907,371	30,262,462

COFFEE AND TEA CONSUMED IN THE UNITED STATES.

YEAR ENDED JUNE 30	COFFEE.				TEA.			
	Imports.		Price* Cents.	Per capita	Imports.		Price* Cents.	Per capita
	Pounds.	Value			Pounds.	Value.		
1890	51,488,248	\$4,227,021	8.3	2.98	8,609,415	\$2,425,018	23.3	.53
1890	99,096,095	8,546,222	8.8	5.06	20,006,595	5,427,010	24.1	.89
1895	145,272,687	11,234,835	7.6	6.60	29,872,654	4,719,232	14.1	1.23
1890	202,144,733	21,889,379	10.8	6.79	31,636,657	8,915,227	20.3	1.84
1870	255,295,574	24,234,879	10.3	6.00	47,408,481	13,893,273	29.4	1.10
1880	446,850,727	60,397,769	13.5	8.78	72,162,935	19,732,831	27.4	1.30
1890	499,159,120	78,267,427	16.0	7.83	83,886,829	12,317,493	15.0	1.33
1890	787,991,911	62,467,943	7.5	9.81	84,845,107	10,558,110	14.4	1.09
1900	923,253,821	60,146,574	6.6	10.82	108,574,905	15,659,229	12.5	1.27
1901	998,677,479	69,968,202	7.0	11.68	112,905,541	18,229,310	15.1	1.31
1905	1,046,028,441	84,710,383	8.1	12.00	102,706,599	16,230,858	16.8	1.19
1906	853,739,615	73,514,444	8.6	9.74	93,621,750	14,580,878	15.6	1.06
1907	986,895,923	78,882,823	7.9	11.17	86,368,490	13,915,544	16.1	.96
1908	892,092,410	67,863,830	7.6	9.84	94,149,564	16,309,870	17.3	1.03
1909	1,051,749,705	79,941,076	7.5	11.45	114,916,520	18,562,676	16.2	1.24
1910	873,985,689	69,504,647	7.9	9.33	83,626,370	13,671,946	16.0	.89

*Average import price per pound.

†Consumption per capita based on net imports.

RAILROADS OF THE UNITED STATES.
OPERATING STATISTICS OF PRINCIPAL SYSTEMS.

Fiscal year ended June 30, 1911.

Railroad.	Mileage operated.	Operating revenues.	Operating expenses.	Taxes.	Operating income.
Atlantic Coast & Santa Fe.....	7,549	\$89,764,216	\$56,067,453	\$2,925,996	\$29,690,727
Atlantic Coast Line.....	7,498	31,622,249	20,447,539	1,280,247	9,894,662
Baltimore & Ohio.....	4,484	85,145,003	62,766,567	2,696,250	22,682,374
Boston & Maine.....	2,242	44,815,084	35,148,703	2,089,905	7,644,712
Central of Georgia.....	1,915	12,907,788	9,020,093	560,125	3,405,426
Chesapeake & Ohio.....	1,957	31,050,672	20,117,517	1,020,373	9,922,227
Chicago & Alton.....	1,025	14,592,519	10,446,636	422,604	3,696,899
Chicago & Eastern Illinois.....	965	12,281,344	8,344,463	338,129	3,583,537
Chicago & Northwestern.....	7,743	74,918,185	53,012,710	3,116,033	18,785,765
Chicago, Burlington & Quincy.....	9,074	88,272,208	69,541,926	3,049,124	25,574,069
Chicago Great Western.....	1,495	12,618,641	9,442,006	384,502	2,793,227
Chicago, Indiana & Southern.....	329	3,686,755	2,877,379	164,093	644,012
Chicago, Indianapolis & Louisville.....	616	6,186,878	4,257,162	268,445	1,661,271
Chicago, Milwaukee & Puget Sound.....	2,020	14,516,367	8,290,129	628,841	5,711,205
Chicago, Milwaukee & St. Paul.....	7,611	64,975,596	47,063,719	2,662,700	15,455,244
Chicago, Rock Island & Pacific.....	7,551	65,082,307	46,848,352	2,601,309	15,521,116
Chicago, St. Paul, Minneapolis & Omaha.....	1,744	16,082,851	10,656,053	730,808	4,693,453
Cincinnati, Hamilton & Dayton.....	1,014	9,570,251	7,398,588	378,977	1,792,716
Cincinnati, Cincinnati, Chicago & St. Louis.....	1,978	30,667,621	23,818,520	973,548	5,792,936
Colorado & Southern.....	1,196	8,995,327	6,016,191	292,245	2,686,022
Delaware & Hudson.....	819	20,986,075	12,717,796	543,367	7,721,729
Delaware, Lackawanna & Western.....	930	35,947,066	21,627,942	1,640,664	12,673,384
Denver & Rio Grande.....	2,566	23,391,771	15,957,737	859,621	6,548,813
Detroit, South Shore & Atlantic.....	611	3,148,818	2,269,341	215,179	673,726
El Paso & Southwestern.....	901	7,195,886	4,301,802	231,544	2,633,366
Erie.....	1,993	45,526,287	31,514,035	1,244,666	15,592,414
Florida East Coast.....	583	4,183,384	2,603,710	173,641	1,403,926
Galveston, Harrisburg & San Antonio.....	1,338	10,984,587	7,796,929	368,542	2,784,000
Great Northern.....	7,344	61,234,191	37,596,457	3,305,219	20,537,873
Gulf, Colorado & Santa Fe.....	1,537	12,047,866	9,477,984	390,449	2,179,433
Hocking Valley.....	350	7,172,731	4,690,047	345,435	2,227,249
Houston & Texas Central.....	789	6,347,341	4,749,793	218,534	1,369,577
Illinois Central.....	4,573	60,977,031	43,856,228	2,671,290	14,393,049
International & Great Northern.....	1,159	9,127,834	7,227,928	264,344	1,641,916
Iowa Central.....	558	3,511,537	2,671,189	166,909	723,439
Kansas City Southern.....	827	9,995,174	4,062,734	286,494	718,000
Lake Erie & Western.....	886	5,466,611	4,457,226	225,998	783,337
Lake Shore & Michigan Southern.....	1,662	48,452,125	34,721,326	1,720,182	11,960,530
Lehigh Valley.....	1,432	27,687,403	23,407,318	1,145,477	12,814,439
Long Island.....	395	10,148,508	7,796,973	581,420	2,490,093
Louisville & Nashville.....	4,229	53,938,740	38,479,822	1,938,059	13,616,232
Maine Central.....	831	9,967,893	6,568,548	476,187	2,042,889
Michigan Central.....	1,804	29,766,326	22,329,737	1,355,020	6,041,287
Minneapolis & St. Louis.....	1,027	5,094,016	3,523,200	229,561	1,340,837
Minneapolis, St. Paul & Sault Ste. Marie.....	3,769	21,568,640	14,699,810	1,246,074	5,723,165
Missouri, Kansas & Texas.....	1,736	17,385,415	11,449,937	697,583	5,241,019
Missouri Pacific.....	3,916	24,208,771	22,748,880	978,906	446,355
Mobile & Ohio.....	1,114	11,197,346	7,983,986	301,025	2,898,242
Nashville, Chattanooga & St. Louis.....	1,230	12,323,863	9,279,960	285,904	2,747,892
New York Central & Hudson River.....	3,591	100,741,601	74,532,033	4,792,229	21,540,405
New York, New Haven & Hartford.....	2,040	62,153,434	40,888,632	3,578,363	19,076,232
New York, Ontario & Western.....	545	9,295,702	6,151,619	214,990	2,496,483
Norfolk & Western.....	2,904	35,557,522	22,958,280	1,320,000	11,269,262
Northern Pacific.....	6,027	64,905,439	39,729,760	3,296,797	22,320,174
Oregon Short Line.....	1,646	19,883,467	10,389,055	825,548	8,648,366
Oregon-Washington Railroad and Navigation Co.....	1,856	7,958,053	5,322,763	398,494	2,200,419
Pennsylvania Railroad Company.....	3,976	157,234,106	113,437,467	5,693,443	36,828,176
Pennsylvania company.....	1,415	51,042,440	34,849,860	2,241,282	13,889,809
Pere Marquette.....	2,381	15,998,808	12,858,410	664,770	2,338,227
Philadelphia & Reading.....	1,022	44,365,442	27,675,842	1,112,002	15,903,992
Pittsburgh, Cincinnati, Chicago & St. Louis.....	1,467	33,824,315	28,089,376	1,628,565	9,245,808
St. Louis & San Francisco.....	4,731	49,842,519	27,290,368	1,762,872	17,839,279
St. Louis, Iron Mountain & Southern.....	3,313	23,667,820	20,531,056	1,005,490	6,930,430
St. Louis Southwestern.....	797	7,675,656	4,531,187	253,565	2,853,093
San Pedro, Los Angeles & Salt Lake.....	1,113	8,423,197	6,563,478	288,741	1,505,063
Seaboard Air Line.....	3,046	21,782,004	14,480,567	818,000	6,473,187
Southern Pacific.....	6,187	91,108,761	52,234,137	3,703,544	35,265,432
Southern.....	7,038	60,345,062	40,926,790	2,212,967	17,163,277
Texas & Pacific.....	1,884	15,878,484	12,427,436	589,263	2,858,120
Union Pacific.....	3,472	51,284,032	27,279,222	1,858,941	22,094,206
Wabash.....	2,514	29,884,037	22,366,183	920,872	6,573,087
Yazoo & Mississippi Valley.....	1,371	10,807,342	7,422,795	492,892	2,947,611

POOR'S RAILROAD MANUAL STATISTICS.

For year ended Dec. 31, 1910.

BALANCE SHEET.

Liabilities:	1910.	1909.	Liabilities:	1910.	1909.
Capital stock.....	\$8,380,819,190	\$8,030,680,963	Bills payable & c't accts.....	1,090,840,210	933,646,991
Bonded debt.....	9,600,634,906	9,118,103,813	Sinking funds, etc.....	223,413,410	311,448,383
Other bond obligators.....	563,596,197	793,497,799	Profit and loss.....	1,178,322,713	1,189,233,195
Accrued liabilities.....	140,930,223	151,319,542			
Miscellaneous liabilities*	315,003,927	118,567,836			
			Total Liabilities.....	21,839,360,776	20,377,088,517

Assets:	1910.	1909.
Cost railroad & equipm't	15,586,829,836	14,514,822,308
Stocks and bonds owned.	3,518,744,560	3,084,387,008
Real estate and other investments	705,676,860	607,872,063
Cash, bills receivable and current accounts	1,203,990,029	1,163,176,374
Materials and supplies	254,774,611	213,224,839
Other assets†	265,756,886	185,224,625
Sinking funds	160,965,276	177,859,392
Profit and loss	142,622,772	130,520,903

Total assets..... 21,839,360,776 20,377,088,517

†Including in 1910 appropriated surplus and deferred credit items.

‡Including 1910 deferred debit items.

INCOME STATEMENT.

Passenger	\$640,949,990	\$578,243,601
Freight	1,940,335,111	1,720,863,413
Miscellaneous	223,295,838	214,105,749
Total earnings	2,804,580,939	2,513,212,763
Operating expenses	1,895,520,627	1,661,059,483
Net earnings	919,060,312	852,153,280
Other receipts	200,899,127	165,888,657

Total available revenue 1,119,959,439 1,018,041,837

Deductions:		
Taxes	107,862,419	90,790,949
Rentals—		
Interest	32,088,348	34,406,772
Dividends	30,110,624	30,199,751
Miscellaneous	39,778,459	28,625,163
Interest on bonds	332,144,147	318,755,453
Other interest	24,634,000	33,919,466
Dividends on stock	275,289,173	265,162,298
Miscellaneous	106,342,424	108,312,393

Total deductions..... 948,249,624 910,180,249

Surplus for year..... 171,709,815 107,861,589

TRAFFIC STATISTICS.

Passengers carried	998,735,422	924,421,638
Passenger miles	32,388,870,444	29,896,142,332
Av. distance per pas'nger	32.42 miles	32.34 miles
Av. receipts per pas'nger	64.17 cents	62.55 cents
Average receipts per pas- senger train mile	113.63 cents	111.36 cents

	1910.	1909.
Tons carried	1,817,766,030	1,635,215,800
Ton miles	256,682,126,657	227,198,032,735
Average haul per ton	141.21 miles	138.94 miles
Average receipts per ton.	106.12 cents	105.24 cents

The rolling stock of the railways in recent years consisted of the following:

	1910.	1909.	1908.	1907.
Locomotives	63,930	60,601	61,030	58,301
Cars:				
Passenger	37,986	36,245	35,601	35,321
Bag., mail, etc.	13,173	13,449	12,341	11,952
Freight	2,297,620	2,180,324	2,176,321	2,084,214

Total rev. cars... 2,348,778 2,230,018 2,224,263 2,131,487

The total length of the railways in the United States, including second track, third track, siding, etc., was 349,870 miles in 1910, as against 343,387 miles in 1909, 333,776 miles in 1908 and 324,033 miles in 1907.

SUMMARY OF REVENUES AND EXPENSES.

Fiscal year ended June 30, 1911.

[From the Railway Age Gazette.]

Account.	Amount,	Per	Increase
	1911.	mile.	over 1910.
		Pr. mile.	Pr. ct.
Tot. operat'g revenues	\$2,700,232,308	\$11,997	*\$70 *0.6
Freight	1,857,426,695	8,253	*172 *2.0
Passenger	639,381,447	2,841	73 2.6
Other transportation	177,453,810	788	27 3.5
Nontransportation	25,970,356	115	2 1.8
Tot. operat'g expenses	1,855,253,049	8,243	236 2.9
Maintenance of way and structures	353,547,454	1,571	*45 *2.8
Maintenance of equip- ment	417,625,857	1,856	31 1.7
Traffic	57,442,763	255	9 3.7
Transportation	957,453,560	4,254	224 5.6
General	69,183,410	307	17 5.9
Net operating revenue	844,979,259	3,754	*305 *7.5
Outside oper.—net rev.	1,392,469	6
Taxes	104,195,114	463	10 2.2
Operating income	742,176,584	3,298	*318 *8.8

Miles oper'd, aver., 1911. 225,067

Miles oper'd, aver., 1910. 221,553

*Decrease.

RAILWAY SPEED IN AMERICA.

FAST REGULAR RUNS.

New York Central—Between Chicago and New York, 960 miles, in 18 hours; average speed, including stops, 53.3 miles an hour.

Pennsylvania—Between Chicago and New York, 908 miles, in 18 hours; average speed, including stops, 50.4 miles an hour.

FAST SPECIAL RUNS—SHORT DISTANCES.

May, 1873—New York Central, 1 mile at rate of 112.5 miles an hour.

August, 1895—Pennsylvania, 5.1 miles at rate of 102 miles an hour.

January, 1889—Burlington, 2.1 miles at rate of 108 miles an hour.

March, 1901—Plant system, 6 miles at rate of 120 miles an hour.

January, 1903—New York Central, 7.29 miles at rate of 139.35 miles an hour.

April, 1904—Michigan Central, 3.73 miles at rate of 111.90 miles an hour.

July, 1904—Philadelphia & Reading, 4.8 miles at rate of 115.20 miles an hour.

FAST SPECIAL RUNS—LONG DISTANCES.

June 13, 1905—Lake Shore road, Chicago to Buffalo, 526 miles, in 453 minutes; average speed, deducting time for stops, 70.9 miles an hour.

July 9-11, 1905—"Death Valley" Scott's special, Los Angeles, Cal., to Chicago, Ill., 2,415 miles, in 44 hours and 54 minutes; average speed, deducting stops, 51 miles an hour.

October, 1905—Harriman special, Oakland, Cal., to Jersey City, N. J., 3,389 miles, in 75 hours 12 minutes; average speed, 44.30 miles an hour.

Oct. 24, 1905—Pennsylvania road, 257 miles, from Crestline, O., to Cle-K Junction, Ind., in 3 hours 27 minutes; average speed, 74.55 miles an hour.

May, 1906—Harriman special, Oakland, Cal., to

New York, N. Y., in 71 hours and 27 minutes; average speed, 45.30 miles an hour.

March 27-28, 1909—Frank Vanderlip special on New York Central lines, New York to Chicago, 995 miles, in 15 hours 43 minutes; average, excluding stops, 62.45 miles an hour; some stretches made at rate of 115 miles an hour.

February, 1911—Charles G. Gates special, Yuma, Ariz., to New York, N. Y., 2,787 miles, in 74 hours 19 minutes; average speed, including all stops, 40.41 miles an hour.

RAILWAY SPEED IN UNITED KINGDOM.

FASTEST REGULAR RUNS.

North-Eastern—Darlington to York, 44½ miles, in 43 minutes; average speed, 61.7 miles an hour.

Caledonian—Porfarr to Perth, 32½ miles, in 32 minutes; average speed, 60.9 miles an hour.

Great Central—Woodford to Leicester, 34 miles, in 34 minutes; average speed, 60 miles an hour.

Great Western—Paddington to Bristol, 118½ miles, in 2 hours; average speed 59.1 miles an hour.

Great Northern—Peterborough to King's Cross, 76½ miles, in 1 hour 19 minutes; average speed, 58 miles an hour.

Midland—Kettering to Bedford, 22½ miles, in 23 minutes; average speed, 58 miles an hour.

LONGEST NONSTOPPAGE RUNS.

Great Western—Paddington to Plymouth, 225½ miles, in 4 hours 7 minutes; average speed, 54.8 miles an hour.

London & North Western—Euston to Rhyl, 209½ miles, in 3 hours 57 minutes; average speed, 52.9 miles an hour.

Midland—St. Pancras to Shipley, 206½ miles, in 4 hours 5 minutes; average speed, 50.5 miles an hour.

Great Northern—Wakefield to King's Cross, 175 miles, in 3 hours 5 minutes; average speed, 57 miles an hour.

ELECTRIC RAILROADS IN THE UNITED STATES.

[Compiled by the Electric Railroad Journal from the McGraw Electric Railway Manual for 1911.]

N. Eng. states.	No.	Mileage.	Cars.	Cap'l stock.*	Funded debt.*	Capitalization.*	Net rev.	Passengers.
Connecticut	14	1,013.8	2,651	\$60,237,300	\$36,933,700	\$97,176,000	\$3,025,956	150,358,258
Maine	18	527.0	795	9,051,200	12,195,075	21,246,275	952,622	41,858,809
Massachusetts	61	3,068.5	10,173	92,217,590	67,731,700	159,945,290	9,445,233	524,479,169
New Hampshire	20	282.0	347	6,407,200	4,005,000	10,415,200	450,275	18,783,539
Rhode Island	9	442.2	1,173	31,585,100	16,426,700	43,011,800	2,180,886	7,272,933
Vermont	10	97.0	151	4,380,800	3,476,000	7,856,800	193,628	3,311,924
Total	132	5,430.5	15,327	203,879,190	140,776,175	344,655,365	16,278,648	746,071,985
Eastern states.								
Delaware	5	48.0	51	8,350,000	4,979,000	13,329,000	3,390	52,769,750
Dist. Columbia	7	305.7	1,516	31,372,550	31,331,618	62,704,068	†3,930,314	155,143,785
Maryland	13	630.4	1,961	23,161,250	70,439,800	93,601,050	4,087,759	259,904,915
New Jersey	49	4,311.0	2,689	84,589,490	89,404,385	173,993,875	6,520,159	1,559,148,785
New York	146	4,689.0	17,608	514,923,222	482,896,250	997,819,472	47,268,029	2,006,801,467
Pennsylvania	242	4,343.3	8,915	280,456,012	210,210,729	490,666,741	19,640,267	930,151,488
Virginia	21	451.3	885	23,547,537	34,394,167	57,941,637	1,040,877	32,634,665
West Virginia	19	256.2	518	13,500,800	13,077,500	26,578,300	1,070,297	17,736,416
Total	502	12,134.9	34,173	979,900,861	936,733,282	1,916,634,143	83,007,738	3,455,192,386
Central states.								
Illinois	85	3,147.9	7,810	152,594,400	292,416,349	445,010,749	17,321,302	520,876,926
Indiana	47	2,244.8	2,281	91,750,000	90,537,750	182,237,750	5,787,092	27,787,863
Iowa	30	753.8	1,377	36,595,155	32,613,000	69,208,155	2,293,461	3,103,043
Kentucky	11	517.1	1,038	33,633,940	19,890,800	53,254,740	1,822,674	418,751
Michigan	22	1,454.9	2,636	36,885,200	57,624,000	94,509,200	4,899,955	207,640,680
Minnesota	9	497.0	954	25,589,000	23,138,000	43,727,000	4,355,056	168,707,252
Missouri	23	1,069.2	2,520	83,033,980	114,899,700	197,933,680	9,614,369	370,691,203
Ohio	46	4,127.0	5,767	203,462,940	126,562,140	327,025,080	9,127,837	99,093,331
Wisconsin	26	735.7	1,011	22,323,000	35,084,900	57,407,900	5,734,558	105,883,749
Total	344	14,547.4	25,244	682,867,615	792,766,639	1,475,634,254	60,836,364	1,535,287,918
Southern states.								
Alabama	13	307.5	670	17,507,000	15,966,900	33,473,000	1,172,452	12,438,686
Arkansas	10	103.8	237	6,386,800	5,934,000	11,320,800	583,231	12,578,650
Florida	10	128.5	242	5,372,000	3,420,550	8,792,500	643,342	2,962,743
Georgia	14	409.0	685	23,471,009	23,823,500	47,294,500	3,247,809	8,408,085
Louisiana	8	106.2	726	31,691,300	33,444,500	65,035,800	2,574,203	30,408,085
Mississippi	10	267.4	163	4,462,670	5,506,500	9,969,170	156,191	1,525,240
North Carolina	12	135.2	247	19,044,400	10,679,700	29,624,100	574,859	7,383,706
South Carolina	6	118.5	176	6,300,700	4,146,000	10,446,700	525,574	5,937,822
Tennessee	11	349.4	820	19,949,900	25,421,000	45,376,900	2,214,154	24,399,365
Total	94	1,315.5	3,966	133,085,770	128,241,700	261,327,470	11,881,815	148,624,297
Western states.								
Arizona	5	57.5	41	650,000	50,000	700,000	†	†
California	55	2,244.5	4,068	192,559,350	141,172,000	333,731,350	5,596,044	62,078,879
Colorado	16	518.8	791	21,111,700	29,336,000	50,547,700	2,137,431	†
Idaho	5	131.0	54	4,784,000	1,413,000	6,197,000	†	†
Kansas	15	256.8	366	3,583,220	5,593,000	9,176,220	654,459	1,205,733
Montana	7	130.0	150	3,179,615	1,810,000	4,989,615	225,911	1,961,895
Nebraska	6	237.5	550	12,645,600	10,888,000	23,533,600	1,380,664	10,956,671
Nevada	2	10.3	12	1,042,000	135,000	1,177,000	†	†
New Mexico	2	10.5	11	400,000	225,000	625,000	†	†
North Dakota	3	22.5	59	440,000	200,000	640,000	†	†
Oklahoma	17	197.0	256	7,205,309	5,128,500	12,333,800	429,791	19,642,632
Oregon	9	420.6	1,195	43,280,000	38,432,000	81,722,000	3,574,969	786,600
South Dakota	3	19.5	23	600,000	200,000	800,000	†	†
Texas	36	624.2	1,044	29,560,000	20,930,000	50,527,000	2,724,772	1,586,153
Utah	6	237.8	297	8,237,500	6,996,000	15,233,500	1,123,744	26,900,494
Washington	19	932.2	1,960	50,875,200	40,968,000	91,846,200	5,632,348	26,074,334
Wyoming	1	5.0	14	75,000	75,000	150,000	†	†
Total	207	6,059.7	10,891	380,278,485	303,576,500	682,854,985	23,180,133	160,893,087
United States	1,279	40,088.0	89,601	2,386,011,921	2,302,094,296	4,682,106,217	195,234,698	6,046,068,372

*Outstanding. †Not reported.

TOTALS OF MILEAGE, CARS AND CAPITALIZATION BY YEARS.

Year.	Companies.	Mileage.	Cars.	Capital stock.*	Funded debt.	Capitalization.†
1910.	1,279	40,088	89,601	\$2,386,011,921	\$2,302,094,296	\$4,682,102,217
1909.	1,253	40,499	91,153	2,427,935,397	2,224,500,236	4,652,735,633
1908.	1,252	40,247	89,216	2,444,892,057	2,112,244,086	4,557,136,143
1907.	1,238	38,812	86,204	2,251,425,892	1,872,408,516	4,123,834,698
1906.	1,164	36,932	84,732	2,039,948,875	1,725,369,000	3,765,317,875
1905.	1,081	32,517	79,751	1,844,565,136	1,524,371,926	3,368,937,062
1904.	993	29,549	75,904	1,761,571,812	1,455,520,159	3,217,091,971
1903.	1,187	29,212	76,186	1,760,726,898	1,401,664,048	3,162,390,946
1902.	1,110	25,592	70,006	1,522,068,760	1,272,289,491	2,794,358,251
1901.	1,062	22,063	68,777	1,324,072,053	1,086,598,082	2,410,670,135

*Outstanding. †Total outstanding.

MANUFACTURES IN THE UNITED STATES.

[Bureau of census report, 1906.]

COMPARATIVE SUMMARY, 1860-1905.

	1905.	1900.	1890.	1880.	1870.	1860.
Establishments.....	216,262	207,562	355,416	253,852	252,148	140,493
Capital.....	\$12,686,245,673	\$9,978,825,200	\$6,525,156,486	\$2,790,272,606	\$2,118,238,769	\$1,009,855,715
Salaried persons.....	519,751	364,202	461,009
Salaries.....	\$574,761,231	\$380,889,091	\$391,998,206	2,732,595	2,059,996	1,311,246
Wage earners*.....	5,470,321	4,715,023	4,251,613
Wages.....	\$2,611,540,532	\$2,009,735,799	\$1,891,228,321	\$947,953,796	\$775,584,343	\$378,798,966
General expenses.....	\$1,455,019,473	\$905,600,225	\$631,225,035
Cost of materials.....	\$8,503,949,756	\$6,577,614,074	\$5,162,044,076	\$3,336,823,549	\$2,488,427,242	\$1,061,605,062
Value of products†.....	\$14,802,147,087	\$11,411,121,122	\$9,372,437,283	\$5,369,579,191	\$4,232,325,442	\$1,885,861,676

*Average number. †Gross value.

MANUFACTURES BY STATES AND TERRITORIES (1905).

STATE OR TERRITORY.	Capital invested.	Gross value of product.	STATE OR TERRITORY.	Capital invested.	Gross value of product.
Alabama.....	\$105,383,859	\$109,169,922	Nevada.....	\$2,891,997	\$3,006,274
Alaska.....	10,684,799	8,244,524	New Hampshire.....	109,495,072	123,610,904
Arizona.....	14,336,654	28,083,192	New Jersey.....	715,000,174	774,369,025
Arkansas.....	46,306,116	53,864,394	New Mexico.....	4,033,248	5,705,880
California.....	282,647,201	367,218,494	New York.....	2,031,459,915	2,488,545,579
Colorado.....	107,663,500	100,143,999	North Carolina.....	141,609,337	142,520,776
Connecticut.....	373,283,580	369,082,091	North Dakota.....	5,703,837	10,217,914
Delaware.....	50,925,650	41,160,276	Ohio.....	856,988,830	900,811,857
District of Columbia.....	20,191,783	18,359,159	Oklahoma.....	11,107,763	16,549,656
Florida.....	32,371,932	50,298,240	Oregon.....	44,023,548	55,523,123
Georgia.....	135,211,551	151,040,455	Pennsylvania.....	1,965,836,988	1,955,551,332
Idaho.....	9,689,446	8,768,743	Rhode Island.....	215,001,375	202,105,533
Illinois.....	975,844,739	1,410,542,129	South Carolina.....	113,422,234	79,375,932
Indian Territory.....	5,016,654	7,909,451	South Dakota.....	7,585,142	13,085,333
Indiana.....	312,071,294	393,954,405	Tennessee.....	102,439,481	137,960,475
Iowa.....	111,427,429	160,572,313	Texas.....	115,664,871	150,523,380
Kansas.....	88,680,117	198,244,392	Utah.....	26,004,011	38,926,464
Kentucky.....	147,262,478	159,753,908	Vermont.....	62,658,741	63,083,611
Louisiana.....	150,810,608	186,379,592	Virginia.....	147,989,182	148,856,525
Maine.....	143,707,750	144,020,197	Washington.....	96,352,621	128,821,621
Maryland.....	201,877,996	243,375,996	West Virginia.....	86,820,823	99,040,676
Massachusetts.....	965,948,837	1,124,042,481	Wisconsin.....	412,647,051	411,139,631
Michigan.....	397,894,102	423,120,000	Wyoming.....	2,936,880	3,523,200
Minnesota.....	184,908,271	307,858,073			
Mississippi.....	50,256,309	57,451,445	Total.....	12,686,265,673	14,802,147,087
Missouri.....	379,368,827	439,548,957	Total 1900.....	8,978,825,200	11,411,121,122
Montana.....	52,889,810	66,415,452	Percent increase.....	41.3	20.7
Nebraska.....	80,235,310	154,918,220			

LEADING INDUSTRIES BY GROUPS.

GROUP.	Census.	Estab-lish-ments.	Capital.	Wage earners.	Wages.	Cost of materials used.	Value of products.
Food and kindred products.....	1905	45,790	\$1,173,151,276	354,054	\$164,601,803	\$2,304,416,564	\$2,845,234,900
	1900	41,159	900,927,187	301,305	125,338,463	1,778,644,270	2,193,791,594
Textiles.....	1905	17,042	1,744,169,234	1,156,305	419,841,630	1,246,562,061	2,147,411,418
	1900	17,647	1,340,633,629	1,022,123	341,651,496	894,846,961	1,628,606,214
Iron and steel and their products.....	1905	14,289	2,331,498,157	857,298	482,357,503	1,179,981,458	2,176,739,726
	1900	13,874	1,538,459,831	737,686	384,225,965	993,965,831	1,806,273,241
Lumber and its remanufactures.....	1905	34,726	1,015,827,138	735,945	338,058,173	518,908,154	1,223,730,836
	1900	35,181	730,677,475	672,455	253,626,194	481,761,505	1,000,778,667
Leather and its finished products.....	1905	4,945	440,777,194	255,368	116,694,140	471,112,921	705,747,470
	1900	5,313	327,804,674	211,662	98,726,863	300,078,471	569,619,254
Paper and printing.....	1905	30,787	798,768,312	350,205	185,547,791	308,269,655	857,112,256
	1900	26,605	557,131,055	297,320	139,950,715	213,701,954	605,114,847
Liquors and beverages.....	1905	6,381	659,547,620	68,340	45,146,285	139,854,147	501,266,605
	1900	5,740	515,160,244	55,120	33,217,604	93,815,032	382,898,381
Chemicals and allied products.....	1905	9,689	1,504,728,510	210,165	93,965,248	609,351,160	1,031,966,263
	1900	8,812	1,139,036,102	182,227	71,594,608	437,637,550	735,432,542
Clay, glass and stone products.....	1905	10,775	553,846,682	255,365	148,471,903	123,124,392	391,230,422
	1900	11,527	385,400,568	201,753	102,867,056	85,168,405	270,726,065
Metals and metal products other than iron and steel.....	1905	6,310	598,340,758	211,706	117,589,837	644,367,585	922,262,547
	1900	5,505	389,735,215	171,963	87,198,156	481,190,510	710,525,156
Tobacco.....	1905	16,828	323,983,501	159,408	62,640,303	126,088,668	331,117,681
	1900	14,959	111,517,318	132,526	47,975,331	92,866,562	263,718,173
Vehicles for land transportation.....	1905	7,285	447,697,020	384,577	221,860,517	334,244,377	643,924,442
	1900	8,739	394,235,576	314,340	163,638,574	267,129,730	505,094,454
Shipbuilding.....	1905	1,027	121,623,700	50,754	29,241,087	37,463,173	82,769,239
	1900	1,107	77,341,001	46,747	24,824,738	53,474,894	74,532,277
Miscellaneous industries.....	1905	12,327	974,316,511	390,945	187,514,312	490,265,501	941,004,673
	1900	11,394	621,318,155	307,296	134,833,266	332,732,413	655,010,866
United States.....	1905	216,262	12,686,265,673	5,470,321	2,611,540,532	8,503,949,756	14,802,147,087
	1900	207,562	9,978,825,200	4,715,023	2,009,735,799	6,577,614,074	11,411,121,122

MANUFACTURES IN LARGE CITIES (1905.)

CITIES.	Capital Invested.	Value of product.	CITIES.	Capital Invested.	Value of product.
Buffalo, N. Y.	\$77,025,114	17,377,573	Providence, R.	95,695,407	91,980,963
Chicago, Ill.	637,748,474	955,038,277	Rochester, N. Y.	71,529,724	82,747,370
Cincinnati, O.	130,271,811	166,059,745	St. Louis, Mo.	265,396,570	267,307,038
Cleveland, O.	156,508,252	172,115,101	St. Paul, Minn.	36,401,282	38,318,704
Detroit, Mich.	91,228,214	128,761,658	San Francisco, Cal.	102,362,678	137,788,233
Indianapolis, Ind.	53,419,820	82,227,950	Syracuse, N. Y.	38,740,651	34,823,751
Kansas City, Mo.	32,126,674	35,573,049	Toledo, O.	38,643,390	44,823,004
Milwaukee, Wis.	162,129,641	138,881,545	Trenton, N. J.	41,628,252	32,719,946
Minneapolis, Minn.	65,649,604	121,583,120	Troy, N. Y.	32,697,084	31,860,829
New York, N. Y.	1,042,946,457	1,526,525,006	Washington, D. C.	20,199,783	18,659,159
Newark, N. J.	119,026,172	150,053,227	Wilmington, Del.	33,226,991	30,300,038
Omaha, Neb.	34,557,361	54,083,704	Worcester, Mass.	43,771,852	52,144,365
Philadelphia, Pa.	520,178,654	591,388,078	Youngstown, O.	42,370,660	48,126,885

BUTTER AND CHEESE PRODUCTION IN 1905.

[From census bulletin No. 64.]

STATE.	FACTORIES.		PRODUCTS.				
	Butter.	Cheese.	BUTTER.		CHEESE.		Total Value.*
			Pounds.	Value.	Pounds.	Value.	
New York	543	1,198	38,256,504	\$12,316,059	132,836,482	\$10,812,747	\$31,047,776
Wisconsin	902	1,454	89,155,975	18,453,202	108,423,856	10,488,853	29,994,791
Iowa	607	48	17,181,766	14,390,754	2,829,745	282,078	15,028,826
Illinois	349	41	27,339,925	5,750,312	5,301,211	428,028	13,276,553
Minnesota	712	59	62,122,554	12,277,169	3,090,055	307,117	12,871,128
Pennsylvania	519	120	35,754,841	8,691,362	11,453,424	1,007,815	11,581,115
United States	5,235	3,610	531,478,141	113,189,453	317,144,824	28,611,760	168,182,780

*Includes condensed milk and other by-products. New York and Illinois led in production of condensed milk with 102,480,355 and 93,425,052 pounds respectively.

NOTE—The total capital invested in butter, cheese and condensed milk production in 1905 was \$47,255,556 and the number of wage earners employed in the industry was 15,557.

FAILURES IN THE UNITED STATES.

[From Dun's Review, New York.]

CALENDAR YEAR.	1ST QUAR.		2D QUAR.		3D QUAR.		4TH QUAR.		TOTAL FOR YEAR.		
	No. failures.	Amt. of liabilities.	No. failures.	Amt. of liabilities.	No. failures.	Amt. of liabilities.	No. failures.	Amt. of liabilities.	No. failures.	Amt. of liabilities.	Average liabilities.
1897	3932	\$48,007,911	2889	\$43,684,876	2881	\$25,601,188	3649	\$37,098,096	13,351	\$154,332,071	\$11,559
1898	3987	\$2,946,565	3031	\$4,408,074	2540	\$5,104,778	2958	\$8,113,482	12,186	\$30,662,896	10,722
1899	2772	\$7,152,031	2081	\$14,910,902	2001	\$7,640,972	2488	\$1,175,984	9,737	\$9,879,889	9,735
1900	3500	\$3,022,578	2458	\$1,724,878	2519	\$7,119,986	2923	\$6,628,225	10,774	\$38,495,678	12,854
1901	3335	\$4,496,496	2423	\$4,704,204	2324	\$4,756,172	2919	\$2,531,514	11,145	\$13,062,576	10,279
1902	3418	\$3,731,758	2747	\$6,613,098	2511	\$5,032,634	2939	\$2,068,279	11,615	\$17,476,759	10,114
1903	3200	\$4,344,443	2248	\$2,452,827	2548	\$4,858,595	3893	\$3,788,330	12,069	\$55,444,185	15,879
1904	3344	\$4,066,721	2870	\$1,424,188	2939	\$2,108,296	3016	\$2,548,106	12,199	\$44,202,311	11,820
1905	3443	\$9,162,505	2767	\$5,742,080	2596	\$20,329,443	2714	\$6,442,144	11,520	\$102,676,172	8,913
1906	3102	\$3,761,107	2510	\$8,902,967	2300	\$1,996,163	2770	\$4,541,278	10,682	\$19,201,515	11,159
1907	3134	\$2,075,591	2481	\$8,411,880	2483	\$6,467,686	3635	\$1,848,877	11,725	\$97,385,225	16,834
1908	4909	\$7,705,191	3360	\$8,797,264	3457	\$5,302,630	3524	\$2,638,161	15,690	\$22,315,684	14,169
1909	3850	\$4,490,950	2381	\$14,080,423	2896	\$7,594,498	3257	\$6,967,594	12,924	\$54,603,465	11,954
1910	3525	\$7,079,154	2868	\$9,160,152	3011	\$2,177,958	3253	\$7,339,793	12,652	\$201,757,097	15,947
1911	3385	\$9,651,761	3076	\$7,637,756	2883	\$2,437,178					

LENGTH IN FEET OF CERTAIN MILES.

[From circular of hydrographic office, U. S. navy department.]

In the United States the nautical mile or knot or sea mile, used for the measurement of distances in ocean navigation, has a length of 6,080.27 feet; in England the nautical mile, corresponding to the "admiralty knot," is 6,080 feet; in France, Germany and Austria the nautical or sea mile has a

length of 6,076.23 feet. The geographic mile, which is the length of one minute of longitude of the equator of the terrestrial spheroid, is 6,087.15 feet long. The statute mile, used principally in measurements on land, is 5,280 feet.

RAILROAD REBATE CASES.

Thirteen indictments on a total of 110 counts charging four ore carrying railroads entering Cleveland, O., with rebating and alleging that two of the railroads and three individuals were guilty of conspiracy to violate the Elkins law, were returned by the federal grand jury in Cleveland April 26, 1911. The railroads were the Lake Shore & Michi-

gan Southern, the Bessemer & Lake Erie, the Pennsylvania and the New York, Chicago & St. Louis (Nickel Plate). The individuals were: Dan R. Hanna, president of the M. A. Hanna company; R. L. Ireland, second vice-president of the M. A. Hanna company, and D. T. McCabe, fourth vice-president of the Pennsylvania railroad.

HOT WEATHER IN 1911.

The spring and summer of 1911 were remarkable for one of the most prolonged periods of excessively warm weather ever recorded in the United States. The hot wave covered the greater part of the country east of the Rocky mountains, but was especially severe in the middle west. The first abnormally high temperatures occurred about the middle of May and from that time until July 12 hot weather was the rule. May 13 the thermometer reached 92 degrees in Chicago and sixteen deaths caused by the heat were recorded. May 25 all local records for the month were broken by a temperature of 94.2. On the same day temperatures ranging from 90 to 94 degrees were reported from thirty-two other cities, most of them in the middle west and south.

In June the weather as a rule was oppressively hot. On the 4th the temperature reached 95.3 in Chicago and on the 9th it rose to 98.5, the highest point recorded in Chicago in June since the weather bureau was established. On the same day the following cities reported temperatures of 100 degrees or more.

St. Louis, Mo.....104	Keokuk, Iowa.....100
Muskogee, Okla.....103	Oklahoma City, Okla.100
Texarkana, Tex.....103	Omaha, Neb.....100
Burlington, Iowa.....102	Paris, Tex.....100
Concordia, Kas.....100	Peoria, Ill.....100
Des Moines, Iowa.....100	Shreveport, La.....100
Gainesville, Tex.....100	Springfield, Ill.....100

Thirty-four other cities reported temperatures of 90 degrees or more. June 10 fifteen cities reported temperatures of 100 degrees and more. The highest marks were:

Tulsa, Okla.....110	Dallas, Tex.....103
Indianapolis, Ind.....109	Phoenix, Ariz.....102
Burlington, Iowa.....104	Sedalia, Mo.....102

June 23, thirty-six cities experienced temperatures ranging from 90 to 102 degrees and many prostrations occurred. The whole of the Mississippi valley from New Orleans to St. Paul was affected by the heat wave, which also covered the greater part of the south and of the lake region. June 25 Kansas and western Missouri suffered severely. At Salina and McPherson, Kas., the thermometer reached 114 degrees; at Manhattan, 113; Abilene, 112; Emporia, 106, and Kansas City, Mo., 100.

From July 1 to July 10 heat records were established in many cities throughout practically the whole country. The first day of the month showed eight cities with temperatures of 100 or more and forty-one reported marks of 90 to 98. Omaha, Neb., topped the list with 102 degrees. July 3 there were sixty cities in which the temperature rose above 98 degrees. Among those in which the greatest heat was experienced were:

Newark, N. J.....111	Sedalia, Mo.....107
Ansonia, Conn.....110	Cedar Rapids, Iowa.....106
Beverly, Mass.....108	Kewanee, Ill.....106
Independence, Kas.....108	Ottumwa, Iowa.....106
Joplin, Mo.....107	

July 4 and 5 were extremely hot days in all the northern states east of the Rocky mountains. In the south and far southwest conditions were more tolerable, few places reporting temperatures above 95 degrees. The cities in which the greatest heat was recorded July 4 were:

Junction City, Iowa.....109	Joplin, Mo.....104
Atchison, Kas.....108	Kansas City, Mo.....104
Webster City, Iowa.....108	Lafayette, Ind.....104
Topeka, Kas.....106	McLeansboro, Ill.....104
Albany, N. Y.....104	Muskogee, Okla.....104
Foston, Mass.....104	Omaha, Neb.....104
Carlisle, Ind.....104	Sedalia, Mo.....104
Des Moines, Iowa.....104	Sioux City, Iowa.....104
Indianapolis, Ind.....104	Charles City, Iowa.....101

"The present hot wave," said Chief Forecaster Edward H. Bowie of the government weather bureau in Washington on the evening of July 4. "is more extensive and more intense than any other in our records. It is safe to say it is unprecedented

in extent, duration and degree of heat as far back as the records of the bureau go. It affects almost all of the Mississippi valley and the eastern section of the country. There has been no break in this heat wave since it first developed, and in countless localities in the area affected the highest temperatures registered in more than a generation have been recorded. The hot wave is caused by a high barometric pressure over the Atlantic ocean. That is a natural summer condition. There always is a high barometric pressure over the Atlantic at this time of the year but this year it is abnormally high. Nothing like it in intensity has been known to meteorological science in the experience of the students of this generation. This intensely high pressure has existed over the Atlantic ever since June 13. That condition causes hot weather along the Atlantic seaboard and as far inland as Kansas and similarly situated states in the Mississippi valley."

The places recording the highest temperatures July 5 were:

Auburn, N. Y.....116	Keokuk, Iowa.....104
Junction City, Kas.....113	Oklahoma City, Okla.104
Emporia, Kas.....111	Flint, Mich.....103
Lincoln, Neb.....110	Atchison, Kas.....102
Cedar Rapids, Iowa.....109	Phoenix, Ariz.....102
Concordia, Kas.....108	Pittsburgh, Pa.....102
Salina, Kas.....108	Rockford, Ill.....102
Kewanee, Ill.....107	Chicago, Ill.....101
McAlester, Okla.....107	Austin, Tex.....100
Muskogee, Okla.....107	Charles City, Iowa.....100
Danville, Ill.....106	Grand Rapids, Mich.....100
Des Moines, Iowa.....106	Kansas City, Mo.....100
Omaha, Neb.....106	Springfield, Ill.....100
Quincy, Ill.....106	Topeka, Kas.....100
Burlington, Iowa.....105	Tucson, Ariz.....100
Clinton, Iowa.....105	Wichita, Kas.....100
Hutchinson, Kas.....105	Peoria, Ill.....99
Davenport, Iowa.....104	Abilene, Tex.....98
Dodge City, Iowa.....104	Albany, N. Y.....98
Dubuque, Iowa.....104	Springfield, Mo.....98
Fresno, Cal.....104	St. Louis, Mo.....98
Iowa City, Iowa.....104	Washington, D. C.....98

After July 5 the heat gradually abated, though it continued unseasonably warm until July 12, especially in the eastern states, where there were many fatalities. Just how many persons died from the effects of the hot weather in May, June and July is not known with any degree of certainty, but it was estimated that the total number was in excess of 2,000. From July 1 to July 12 the number of dead reported was 1,200 for the whole of the United States. July 3 there were sixteen deaths from heat in Chicago, sixteen in Philadelphia, sixteen in Cleveland, twelve in New York and twelve in Pittsburgh. July 4 there were twenty-seven fatalities in Chicago, twenty-six in New York, fifteen in Pittsburgh and ten in St. Louis. July 5 there were fifty deaths from heat in Chicago, thirty-six in New York, twenty-nine in Philadelphia and eleven in Cleveland.

The following table shows the highest temperatures recorded in Chicago during the heated term and the number of deaths on the days specified.

Date.	Max. temp.	Deaths.	Date.	Max. temp.	Deaths.
May 7.....	77.0	..	June 10.....	98.3	7
May 10.....	87.0	..	June 22.....	92.3	3
May 16.....	88.0	1	June 23.....	94.0	8
May 17.....	90.0	..	June 30.....	90.0	..
May 18.....	92.0	16	July 1.....	95.0	4
May 19.....	91.0	2	July 2.....	95.0	12
May 25.....	94.0	2	July 3.....	99.5	18
May 26.....	94.0	6	July 4.....	102.0	27
May 27.....	93.0	3	July 5.....	101.5	50
June 4.....	93.3	2	July 6.....	87.0	84
June 9.....	98.5	3			

The highest temperature recorded in any month since the weather bureau was established in Chicago was 103, on July 21, 1901. The hot wave in that year lasted from the latter part of June to July 27, and was the severest experienced up to that time.

AREA OF THE UNITED STATES IN SQUARE MILES.

STATE OR TERRITORY.	Total.	Land.	Water.	STATE OR TERRITORY.	Total.	Land.	Water.
Alabama.....	51,908	51,279	719	New Hampshire.....	9,341	9,031	310
Arizona.....	113,656	113,840	116	New Jersey.....	8,224	7,514	710
Arkansas.....	68,325	52,525	610	New Mexico.....	122,634	122,503	131
California.....	153,297	156,092	2,205	New York.....	49,204	47,654	*1,550
Colorado.....	103,948	103,658	290	North Carolina.....	52,426	48,740	3,686
Connecticut.....	4,965	4,820	145	North Dakota.....	70,837	70,783	654
Delaware.....	2,370	1,965	405	Ohio.....	41,040	40,140	*900
District of Columbia.....	70	60	10	Oklahoma.....	70,057	69,414	643
Florida.....	58,666	54,861	3,805	Oregon.....	96,699	95,607	1,092
Georgia.....	59,265	58,725	540	Pennsylvania.....	45,126	44,832	*294
Idaho.....	84,313	87,779	634	Rhode Island.....	1,248	1,067	181
Illinois.....	59,635	56,002	*663	South Carolina.....	30,989	30,436	404
Indiana.....	36,354	35,885	*469	South Dakota.....	77,615	76,868	747
Iowa.....	56,147	55,586	561	Tennessee.....	42,022	41,687	335
Kansas.....	82,158	81,774	384	Texas.....	265,896	262,988	2,908
Kentucky.....	40,588	40,181	417	Utah.....	84,990	82,184	2,806
Louisiana.....	45,506	45,409	3,097	Vermont.....	9,564	9,124	440
Maine.....	33,040	29,895	3,145	Virginia.....	42,627	40,282	2,345
Maryland.....	12,327	9,941	2,386	Washington.....	69,127	66,896	2,231
Massachusetts.....	8,266	8,039	227	West Virginia.....	24,170	24,022	148
Michigan.....	57,390	55,490	*500	Wisconsin.....	56,066	55,256	*810
Minnesota.....	84,632	80,838	*3,224	Wyoming.....	97,914	97,594	320
Mississippi.....	46,885	46,302	503	Hawaii.....	590,884
Missouri.....	69,420	68,727	693	6,449
Montana.....	146,572	145,776	796	United States.....	3,624,122
Nebraska.....	77,520	76,808	712	Continental U. S.....	3,026,789	2,974,159	152,630
Nevada.....	110,690	109,821	869				

*Exclusive of areas in great lakes. These are as follows: Illinois, 1,674 square miles in Lake Michigan; Indiana, 230 in Lake Michigan; Michigan, 16,653 in Lake Superior, 12,922 in Lake Michigan, 9,925 in Lake Huron and 460 in Lakes St. Clair and Erie; Minnesota, 2,514 in Lake Superior, 2,449 in Lake Erie; Pennsylvania, 891 in Lake Erie; Wisconsin, 2,378 in Lake Superior and 7,500 in Lake Michigan. *Does not include the water surface of the oceans nor the Gulf of Mexico lying within the jurisdiction of the United States.

NOTE—The areas of the United States and insular possessions have been computed generally by planimeter measurements from the latest maps. Slight differences in the figures published hitherto by the geological survey, general land office and the bureau of the census, due principally to variations in the maps used, were adjusted at a recent conference of representatives of these bureaus and an agreement was reached in regard to the areas. The figures agreed upon are those given in the foregoing table.

AREA BY FEDERAL CENSUS YEARS.

Excluding Alaska and Islands, the gross area at each census from 1790 to 1900 compares as follows:

Census year.	Sq. miles.	Census year.	Sq. miles.	Census year.	Sq. miles.	Census year.	Sq. miles.
1810.....	3,026,789	1870.....	3,026,789	1840.....	1,793,299	1810.....	1,734,633
1800.....	3,026,789	1860.....	3,026,789	1830.....	1,793,299	1800.....	843,246
1890.....	3,026,789	1850.....	2,995,772	1820.....	1,793,299	1790.....	827,844
1880.....	3,026,789						

TERRITORIAL GROWTH OF THE UNITED STATES.

ACQUISITION.	Year acquired.	Area in sq. miles.	Price paid.	ACQUISITION.	Year acquired.	Area in sq. miles.	Price paid.
Original territory.....	827,844	Hawaii.....	1898	6,449	Annexed
Louisiana.....	1803	1,182,752	\$27,267,621	Porto Rico.....	3,600
Florida.....	1819	6,593,268	6,480,768	Philippine Islands.....	1899	114,000	\$20,000,000
Texas.....	1845	371,063	Annexed	Guam.....	200
Bought of Texas.....	1850	98,707	16,000,000	Panama canal zone.....	1904	400
Mexican purchase.....	1848	522,568	15,000,000	Wake Island.....	1899	40
Gadsden purchase (from Mexico).....	1853	45,535	10,000,000	Tutuila group Samoa.....	1900	70	Annexed
Alaska.....	1867	590,884	7,000,000	Cagayan de Jolo.....	Annexed
				Sibutu.....	1900	100,000

AMERICAN HALL OF FAME.

"The Hall of Fame for Great Americans" is the name of a building on University Heights in New York city, in which are inscribed on bronze tablets the names of famous American men and women. Nominations for the honor are made by the public and are submitted to a committee of 100 eminent citizens. In the case of men fifty-one votes are required and in the case of women forty-seven. The first balloting took place in October, 1900, when the following were chosen:

George Washington.	H. W. Longfellow.
Abraham Lincoln.	Robert Fulton.
Daniel Webster.	Horace Mann.
Benjamin Franklin.	Henry W. Beecher.
Vilnius S. Grant.	James Kent.
John Marshall.	Joseph Story.
Thomas Jefferson.	John Adams.
Ralph W. Emerson.	Washington Irving.

Jonathan Edwards.	Alexander Hamilton.
Samuel F. B. Morse.	Louis Agassiz.
David G. Farragut.	John Paul Jones.
Henry Clay.	Mary Lyon.
Nathaniel Hawthorne.	Emma Willard.
George Peabody.	María Mitchell.
Robert E. Lee.	CHOSEN IN 1910.
Peter Cooper.	Harriet Beecher Stowe.
El Whitney.	Oliver Wendell Holmes.
John J. Audubon.	Edgar Allan Poe.
William E. Channing.	Roger Williams.
Gilbert Stuart.	James Fenimore Cooper.
Asa Gray.	Phillips Brooks.
CHOSEN IN 1905.	William Cullen Bryant.
John Quincy Adams.	Frances E. Willard.
James Russell Lowell.	Andrew Jackson.
William T. Sherman.	George Bancroft.
James Madison.	John Lothrop Motley.
John G. Whittier.	

Foreign Governments.

Rulers and cabinets of the leading countries, with the latest statistics of their area, population, exports and imports.

GREAT BRITAIN.

GOVERNMENT—King, George V.; heir-apparent, Edward Albert, prince of Wales.
Prime Minister and First Lord of the Treasury—H. Asquith.
Lord Chancellor—Lord Loreburn.
Lord President of the Council—Viscount Morley.
Chancellor of Exchequer—David Lloyd-George.
Home Secretary—Reginald McKenna.
Foreign Secretary—Sir Edward Grey.
Colonial Secretary—L. V. Harcourt.
Secretary for War—Viscount R. B. Haldane.
Secretary for India—Earl of Crewe.
First Lord of Admiralty—Winston Spencer Churchill.
Secretary for Ireland—Augustine Birrell.
Secretary for Scotland—Lord Pentlan (John Sinclair).

President of the Board of Trade—Sydney C. Buxton.
President of the Local Government Board—John Burns.
President of the Board of Agriculture—Walter Runciman.

President of the Board of Education—Joseph Albert Pease.

Lord Privy Seal—Earl Carrington.
Postmaster-General—Herbert Louis Samuel.
Lord Lieutenant of Ireland—Lord Aberdeen.
Chancellor of Duchy—Charles E. Hobbouse.
Lord Advocate—A. Ure.
First Commissioner of Works—Earl Beauchamp.
Attorney-General—Sir R. D. Isaacs.
Solicitor-General—Sir J. A. Simon.
Solicitor-General for Scotland—W. Hunter.
Attorney-General for Ireland—Redmond Barry.
Solicitor-General for Ireland—Charles A. O'Connor.
*Members of the cabinet.

The British parliament, in which the highest legislative authority is vested, consists of the house of lords and the house of commons. The former in 1909 had 618 members and the latter 670. The sessions usually last from February to August.

AREA AND POPULATION—The total area of England, Scotland, Ireland, Wales, the Isle of Man and the Channel Islands is 121,391 square miles; the total for the British empire is 11,454,862 square miles. The total population of the empire in 1911 was 397,261,509. The population of the united kingdom April 1, 1911, when the last census was taken, was: England and Wales, 36,075,260; Scotland, 4,759,521; Ireland, 4,381,951. Total, 45,216,741.

The cities of England and Wales having more than 100,000 population each were in 1911:

London	4,522,961	Sunderland	151,162
Liverpool	746,566	Oldham	147,495
Manchester	714,427	Blackburn	133,064
Birmingham	525,960	Brighton	131,250
Leeds	445,593	Gateshead	116,929
Sheffield	454,653	Derby	123,433
Bristol	357,059	Southampton	179,039
West Ham	289,102	Plymouth	112,042
Bradford	285,005	Norwich	121,493
Newcastle	266,671	Birkenhead	130,832
Kingston-upon-Hull	278,024	Preston	117,113
Nottingham	259,943	Halifax	101,556
Leicester	227,243	Barnley	106,337
Salford	231,380	Middlesbrough	104,787
Portsmouth	231,165	Stockport	108,693
Stoke-on-Trent	234,553	South Shields	108,649
Cardiff	182,280	Coventry	106,377
Bolton	180,885	Huddersfield	107,825
Croydon	169,559	Swansea	114,673

The figures given in the above table for London are for the inner or registration district alone. Including the outer belt of suburban towns, which are within the metropolitan police district, the population of "Greater London" April 1, 1911, was 7,252,963.

Population of the chief cities in Scotland in 1911:

Glasgow	783,401	Kilmarnock	34,161
Edinburgh	320,239	Dundee	169,409
Aberdeen	181,918	Paisley	91,930
Greenock	72,300	Leith	85,721
Perth	36,906		

The total population of Ireland in 1911 was 4,381,951, against a total of 4,458,776 in 1901, showing a decrease of 76,824, or 1.7 per cent.

The population in Leinster increased 7,499, but decreased in the other three provinces as follows: Munster, 48,103; Ulster, 4,224; Connaught, 36,966.

Population of the chief cities of Ireland in 1911:

Dublin	402,928	Lurgan	12,135
Belfast	385,492	Lisburn	12,172
Cork	102,274	Wexford	11,455
Limerick	46,725	Silgo	11,163
Londonderry	40,799	Kilkenny	13,112
Waterford	27,430	Kingstown	17,227
Galway	15,936	Portadown	11,727
Dundalk	13,129	Ballymena	11,376
Drogheda	12,425	Clonmel	10,277
Newry	12,456		

EXPORTS AND IMPORTS—The total exports of the British empire in 1910 were \$5,283,072,000; of the united kingdom, \$2,094,467,000; total imports of the empire, \$5,735,973,000; of the united kingdom, \$3,300,738,000.

The total exports of the united kingdom to the United States in 1911 were \$261,289,706; imports, \$576,613,974.

INDIA.

GOVERNMENT—Governor-general, Sir Charles Hardinge. Legislative authority vested in a council of sixty-eight members, thirty-six being official and thirty-two nonofficial.

AREA AND POPULATION—The total area of British India is 1,766,642 square miles. The total population according to the census of March 1, 1911, is 215,000,000. In 1901 it was 232,072,832, divided among the provinces as follows:

Ajmer-Marwara	476,912	Coorg	180,607
Assam	30,961,459	Madras	38,209,436
Bengal	50,722,067	Northwest prov-	
Berar	2,754,016	ince	2,125,480
Bombay presi-		United provinces	47,691,782
dency	18,659,561	Punjab	20,330,339
Burma	10,490,624	Baluchistan	308,246
Central prov-		Andamans	24,649
inces	9,237,654		

Population of the large cities:

Calcutta	1,026,987	Delhi	208,575
Bombay	776,006	Lahore	202,964
Madras	509,346	Cawnpore	197,170
Hadrabad	448,466	Agra	188,022
Lucknow	264,049	Ahmedabad	135,859
Rangoon	234,581	Madanlay	188,516
Benares	209,331	Allahabad	172,032

DOMINION OF CANADA.

GOVERNMENT—The Canadian parliament consists of eighty-seven life senators and a house of commons of 221 members, there being one representative for every 25,367 of population, based upon the census of 1861. The governor-general is the duke of Connaught, appointed in 1911, and the council is made up of the following. Premier, Robert L. Borden; minister of agriculture, Martin Burrell; customs, Dr. D. J. Reid; finance, W. T. White; inland revenue, W. B. Nantel; interior, R. Rogers; justice, C. J. Doherty; labor, T. W. Crothers; marine and fisheries, J. D. Hazen; militia, S. Hughes; postmaster-general, L. P. Pelletier; public works, F. D. Monk; railways and canals, Frank Cochrane; secretary of state, Dr. W. J. Roche; trade and commerce, George E. Foster. Ministers without portfolio, A. E. Kemp, J. A. Lougheed, George Perley. The governor-general gets a salary of \$50,000 a year, the premier \$12,000 and the other ministers \$7,000 each.

AREA AND POPULATION—The total area of Canada is 3,729,665 square miles, of which 3,603,910 is land area. Preliminary figures of the fifth census, taken in March, 1911, showed a total population of 7,081,869. Figures for the several provinces so far as available, Dec. 1, were:

Ontario	*2,519,902	New Brunswick	351,815
Quebec	*2,000,697	Manitoba	*454,691
Nova Scotia	*461,847	British Columbia	*362,769

Prince Edward is-land	93,722	Keewatin†	9,800
Yukon†	27,219	Mackenzie†	5,216
Alberta	372,919	Ungava†	5,113
Saskatchewan ...	*453,503	Franklin	†Incomplete. †In 1901.

Population of the principal cities in 1911:

Montreal	466,197	Victoria	31,620
Toronto	376,240	Regina	30,210
Winnipeg	135,440	Edmonton	24,882
Vancouver	109,333	Brandon†	25,046
Ottawa	86,240	Winnipeg	13,815
Hamilton	81,879	Montreal	13,674
Quebec	78,067	Peterborough	13,312
London	46,177	Sydney	17,617
Halifax	46,081	Hull	17,585
Calgary	43,736	Glace Bay	16,561
St. John (N. B.) ..	42,363	Fort William	16,493

IMPORTS AND EXPORTS—The total value of the imports for the year ended June 30, 1910, was \$451,692,000; exports, \$274,317,000; imports from the United States (1911), \$269,806,013; exports to the United States, \$100,863,413.

COMMONWEALTH OF AUSTRALIA.

July 9, 1900, the British parliament passed an act empowering the six provinces of Australia to form a federal union and Jan. 1, 1901, the new commonwealth was proclaimed at Sydney, N. S. W. Its first parliament was opened May 9, 1901, by the prince of Wales (now George V.), heir-apparent to the British throne, acting for his father, King Edward VII. In 1903 Bombala, N. S. W., was chosen as the permanent capital.

GOVERNMENT—The federal parliament is made up of a senate of thirty-six members, six from each original state, and a house of representatives of seventy-five members, apportioned as follows: New South Wales, 27; Victoria, 22; Queensland, 9; South Australia, 7; Western Australia, 5; Tasmania, 5. The king is represented by the governor-general. He and the council of seven ministers exercise the executive power. The governor-general is paid a salary of \$50,000 a year. The governor-general is the earl of Dudley. The ministers are: A. Fisher, treasurer and prime minister; W. M. Hughes, attorney-general; K. O'Malley, home affairs; F. G. Tudor, trade and customs; G. F. Pearce, defense; J. Thomas, postmaster-general; E. L. Batchelor, external affairs.

AREA AND POPULATION—The commonwealth has a total area of 2,974,581 square miles, divided among the states as follows: New South Wales, 310,372; Victoria, 87,884; Queensland, 670,500; South Australia, 902,690; Western Australia, 975,920; Tasmania, 26,215.

The total population of the commonwealth as enumerated March 31, 1910, was 4,449,495. In 1901 it was 3,773,861, divided among the states as follows:

New So. Wales	1,354,846	West. Australia	184,124
Victoria	1,201,070	Tasmania	172,475
Queensland	498,129		
South Australia	363,157	Total	3,773,861

The population of Melbourne in 1901 was 493,956; Sydney (1900), 451,000; Adelaide (1900), 160,691, and Wellington (1899), 47,862.

EXPORTS AND IMPORTS—The total exports of the states in the commonwealth in 1910 were \$349,937,000; total imports, \$289,344,000. Australia in 1911 exported merchandise valued at \$9,102,863 to the United States and imported merchandise worth \$37,524,586.

UNION OF SOUTH AFRICA.

Sept. 29, 1909, the British parliament passed an act empowering the four self-governing colonies of South Africa—Cape of Good Hope, Natal, Transvaal and Orange Free State—to form a federal government to be known as the Union of South Africa. This was proclaimed May 31, 1910, at Pretoria, the seat of government, other services taking place at Cape Town, the seat of the legislature.

The executive government is vested in the king, represented by a governor-general, and an executive council and in ten ministers of state. Legislative power is vested in a parliament consisting of a senate and a house of assembly. The senate consists of four members, eight of whom are nominated by the governor-general in council and thirty-two elected by the four provinces, each of which is entitled to eight senators. The assembly con-

sists of 121 members, chosen in electoral divisions as follows: The Cape of Good Hope, 51; Natal, 17; Transvaal, 26; Orange Free State, 17. Senators are elected for ten years and assemblymen for five. The English and Dutch languages are both official.

Governor-General—Lord Herbert John Gladstone. Cabinet: Premier and minister of agriculture, Gen. Louis Botha; interior, mines and mining, J. C. Smuts; railways, J. W. Sauer; justice, Gen. J. B. M. Hertzog; education, F. S. Malan; finance, H. C. Mull; lands, A. Fischer; native affairs, H. Burton; commerce and industries, Mr. Moor; public works, posts and telegraphs, D. P. de V. Graaf; without portfolio, Dr. C. O'Grady Gubbins.

Area in square miles and population:

Province	Area	Population
Cape of Good Hope	276,995	2,409,801
Natal	35,371	1,108,754
Transvaal	110,426	1,269,951
Orange Free state	50,392	387,315

Total

Total	473,184	5,175,824
-------------	---------	-----------

IMPORTS AND EXPORTS—The total imports of the four states in 1910 were valued at \$207,150,000 and the exports at \$273,420,600. Exports to the United States in 1911, \$2,160,342; imports, \$12,842,442.

AUSTRIA-HUNGARY.

GOVERNMENT—Emperor of Austria and king of Hungary, Francis Joseph I.; heir-presumptive (his nephew, son of the late Archduke Charles Louis), the Archduke Francis Ferdinand of Este.

Joint or common ministry:
 Foreign Affairs—Baron von Aehrenthal.
 War—Baron Franz Schoenaich.
 Finance—Baron Stephan Burian von Rejecz.
 Cabinet for Austria:
 Premier—Count F. M. G. Sturggk.
 Interior—Dr. K. H. D'Udinsky.
 Commerce—Dr. M. Roessler.
 Finance—Dr. Robert Meyer.
 Railways—Dr. von Esterl.
 Instruction—Dr. Hussarek.
 Agriculture—Ritter von Heinlein.
 Justice—Dr. Hechenburger.
 National Defense—Marshal von Georgi.
 Labor—Herr Trnka.
 Polish Minister—Ritter von Duleba.
 Czech Minister—Dr. Zasek.
 German Minister—Dr. Schreiner.
 Cabinet for Hungary:
 Premier and Minister of Interior—Count Charles Khuen-Hedervary.
 Finance—Dr. Ladislav Lukacs.
 Defense—Samuel Hazai.
 Justice—Dr. Francis Z. Szekely.
 Commerce—Charles Hieronymi.
 Agriculture—Count Aladbert Serenyi.
 Education—Count Johann Zichy.
 Minister at Court—Count Alada Zichy.

The empire of Austria and the kingdom of Hungary are sovereign states, each with its own constitution, legislative bodies and system of administration, co-ordinate in rank and mutually independent within the domain of home affairs. Foreign representation (embassies and consulates), the army and navy, customs (import and export duties), and the administration of the annexed provinces (Bosnia and Herzegovina) are, however, conducted in common. Legislation on matters affecting the interests of the dual monarchy as a whole is entrusted to the delegations—two bodies of sixty members each, chosen from among members of the two legislative chambers of Austria and Hungary respectively.

AREA AND POPULATION—Area of Austria, 115,903 square miles; of Hungary, 125,430 square miles. The population of Austria in 1910 was 25,567,898. The population of Hungary in 1910 was 20,850,700. Total population for both countries in 1910 was 49,418,598.

Largest cities of Austria in 1910:

Vienna	2,030,850	Cracow (1909)	150,319
Prague	224,721	Pilsen	81,165
Trieste	229,479	Czernowitz	86,870
Lemberg	206,574	Polza	70,145
Gratz	151,668	Linz	67,859
Brunn	125,008		

Largest cities of Hungary:

Budapest	505,763	Zagrab	41,487
Szeged	87,410	Hodmezo Vasarhely	55,626
Szabadka	73,526	Keekemet	49,600
Debreczen	58,952	Arad	43,623
Poszony	56,043	Temesvar	43,438

IMPORTS AND EXPORTS—The value of the imports into the Austro-Hungarian customs territory in 1910 was \$57,159,000; exports, \$48,704,000. Chief imports are cotton, coal, wool, maize, tobacco, coffee and wines; principal exports, lumber and wood manufactures, sugar, eggs, barley, lignite, malt, leather, gloves and shoes. Imports from the United States in 1911, \$19,514,787; exports to United States, \$16,958,099.

BELGIUM.

GOVERNMENT—King, Albert I. Cabinet: Premier and Minister of Railways—M. de Broqueville.

War—Gen. Heffebaut.
Foreign Affairs—M. Davignon.
Interior—Paul Berryer.
Finances—M. Levie.
Justice—Carton de Wiart.
Agriculture—M. Vandevyvere.
Industry and Labor—M. A. Hubert.
Public Works—G. Heleputte.
Science and Arts—M. Peulet.
Colonies—M. Benkin.

AREA AND POPULATION—Total area, 11,373 square miles. Total population Dec. 30, 1900, 6,603,533; estimated population, 1909, 7,451,903. Population of the largest cities Dec. 31, 1909:

Brussels (capital).....	649,846	Liege	176,893
Antwerp	317,171	Ghent	164,659

IMPORTS AND EXPORTS—The imports in 1910 amounted to \$60,045,000 and the exports to \$65,551,000. The trade with the United States in 1911 was: Imports, \$45,016,622; exports, \$37,084,743. Chief imports are cereals, textiles and metal goods; chief exports, cereals, raw textiles, tissues, iron, glass, hides, chemicals and machinery.

BULGARIA.

GOVERNMENT—King, Ferdinand, duke of Saxe-Coburg-Gotha. Legislation is enacted by the "soberane," a single chamber of 157 members elected for five years. Bulgaria in 1903 declared itself independent of Turkey, under the suzerainty of which country it had been an autonomous principality.

AREA AND POPULATION—Area, 24,350 square miles. Population Dec. 13, 1905, 4,035,623; in 1909, 4,221,119, population of Sofia, the capital, 102,769.

IMPORTS AND EXPORTS—Exports in 1910, \$24,907,000; imports, \$34,230,600. Exports to the United States in 1911, \$24,254; imports, \$89,768. The exports are mainly cereals and the imports textiles.

DENMARK.

GOVERNMENT—King, Frederick VIII.; heir apparent, Prince Christian. Cabinet: Premier and Minister of Defense—Klaus Berntsen. Foreign Affairs—Count Ahlefeldt-Laurvig. Home Affairs—Jensen Svendrup. Agriculture—Anders Nielsen. Instruction—Jacob Apfel. Commerce—O. H. V. Ainus. Finance—Niels Neergaard. Justice—Fritz Bulow.

Legislative authority is vested in the landsting and folkething. The former, which is the upper house, has 66 members, twelve of whom are appointed for life, the remainder being elected for terms of eight years. The folkething, or lower house, has 114 members, each elected for three years.

AREA AND POPULATION—Denmark's area is 15,502 square miles and total population in 1906, 2,605,268. Copenhagen, the capital, has a population of 426,540 (without suburbs).

IMPORTS AND EXPORTS—Total exports in 1909, \$198,911,000; imports, \$201,399,000. The imports from the United States in 1911 were \$13,196,950; exports, \$1,712,600. Leading articles of export are butter, pork, eggs and lard; of import, textiles, cereals, wood, iron manufactures and coal.

FRANCE.

GOVERNMENT—President, Clement Armand Fallieres; term expires 1913.

Premier and Minister of the Interior—Joseph Caillaux.

Justice—Jean Cruppi.
Foreign Affairs—Justin G. C. de Selves.
Education—Julius Steeg.

Finance—L. Klotz.

War—Adolph Messimy.

Marine—Theophile Delcasse.

Public Works—M. Anguener.

Commerce—Charles M. Couyba.

Colonies—M. Le Brun.

Agriculture—Jules Pams.

Labor—Rene Renault.

Legislative authority is vested in the chamber of deputies and the senate. The former has 584 members, each of whom is elected for four years. The senate has 300 members elected for nine years. The presidential term is seven years.

AREA AND POPULATION—France has a total area of 207,054 square miles. The area of the French colonies and dependencies throughout the world is 4,307,746 square miles. Total population (1907) of France proper, 39,961,945. Population of the principal cities in 1910:

Paris	2,846,986	Toulouse	149,438
Marseilles	517,489	St. Etienne.....	146,783
Lyonns	520,795	Nice	134,232
Bordeaux	251,917	Nantes	133,247
Lille	205,602	Havre	132,450

IMPORTS AND EXPORTS—The total imports in 1910 amounted to \$1,304,651,000; exports \$1,159,107,000. Exports to the United States in 1911, \$115,414,784; imports from, \$135,271,648. The chief exports are textiles, wine, raw silk, wool, small wares and leather; imports, wine, raw wool, raw silk, timber and wood, leather, skins and linen.

GERMANY.

GOVERNMENT—Emperor and king of Prussia, Wilhelm II.; heir apparent, Prince Friedrich Wilhelm. Cabinet officers:

Imperial Chancellor—Dr. Theobald von Bethmann-Hollweg.

Foreign Affairs—Herr Alfred von Kiderlen-Waechter.

Interior—Herr Klemens Daubrock.

Navy—Admiral Alfred von Tirpitz.

Justice—Dr. Arnold Nieberding.

Colonies—Herr von Lindequist.

Treasury—Herr Adolph Werthm.

Postal Affairs—Dr. Reinhold Kraetke.

Commerce—Herr Reinhold Srdow.

President of Imperial Railway Administration—Dr. Friedrich Schulz.

The Prussian minister of war, Gen. Josias O. O. von Heeringen, while nominally having jurisdiction over Prussian army affairs only, represents the imperial government in the reichstag in military matters and is, for all practical purposes, German secretary for war. Of the various independent states of Germany only the kingdoms of Prussia, Saxony, Bavaria and Wurttemberg have their own ministers of war.

Legislative authority is vested in a bundesrath, or senate, of 58 members, and a reichstag, or house, of 397 members. The latter are elected for five-year terms on a popular franchise and the senators are appointed from the state governments for each session.

AREA AND POPULATION—The area of the states in the empire is 208,780 square miles; area of dependencies about 1,327,820 square miles; grand total, 1,230,600 square miles.

The last federal census was taken Dec. 1, 1910. According to this the population of the empire was 64,503,423. The estimated population of the foreign dependencies is 12,686,000. State population in 1910:

Prussia	40,163,333	Brunswick	494,387
Saxony	6,876,497	Saxe-Weimar	417,166
Wurttemberg	2,435,611	Mecklenburg-	
Baden	2,141,832	Strelitz	106,347
Saxony	4,802,455	Saxe-Meinengen	278,732
Hesse	1,232,219	Anhalt	331,047
Mecklenburg-		Saxe-Coburg-	
Schwerin	639,373	Gotha	257,209
Oldenburg	482,430	Saxe-Altenburg	216,313

Lippe	150,749	Reuss, elder branch	72,616
Schwarzburg-Rud Schwarzburg-.....	100,712	Lubeck	116,533
Sond	89,984	Bremen	293,736
Reuss, junior branch	152,765	Waldeck	61,725
Schaumburg-Lippe	46,650	Alsace-Lorraine.....	1,871,702
Hamburg	1,015,707	Total.....	64,903,423

German cities having more than 150,000 inhabitants in 1910 included the following:

Berlin.....	2,070,695	Bremen.....	246,827
Hamburg.....	932,078	Duisburg.....	229,478
Munich.....	595,065	Dortmund.....	214,333
Dresden.....	546,882	Haile-on-Saale.....	180,551
Leipzig.....	587,635	Altona.....	172,533
Breslau.....	511,891	Strassburg.....	178,290
Cologne.....	516,167	Kiel.....	211,044
Frankfurt a. M.	414,593	Eibfeld.....	170,118
Nurnberg.....	332,651	Mannheim.....	193,379
Dusseldorf.....	357,702	Danzig.....	170,947
Hanover.....	302,834	Barmen.....	169,201
Stuttgart.....	285,589	Risford.....	237,373
Chemnitz.....	287,240	Gelsenkirchen	169,530
Magdeburg.....	279,639	Aachen.....	156,044
Charlottenburg.....	305,181	Schoeneberg.....	172,902
Essen.....	294,629	Posen.....	156,695
Stettin.....	236,145	Cassel.....	153,079
Konigsberg.....	245,853		

EXPORTS AND IMPORTS—Total exports (1910), \$1,778,969,000; total imports, \$2,126,322,000.

During the fiscal year ended June 30, 1911, Germany exported \$163,242,560 worth of merchandise to the United States and imported merchandise valued at \$287,495,814.

SOVEREIGNS OF STATES.

Anhalt—Duke, Friedrich.
 Baden—Grand duke, Friedrich II.
 Bavaria—King, Otto; prince regent, Luitpold.
 Brunswick—Regent, Duke Johann Albrecht.
 Hesse—Grand duke, Ernst Ludwig.
 Lippe—Count, Leopold IV.
 Mecklenburg-Schwerin—Grand duke, Friedrich Franz IV.
 Mecklenburg-Strelitz—Grand duke, Adolph Friedrich.
 Oldenburg—Grand duke, Friedrich August.
 Prussia—King, Wilhelm II.
 Reuss, Elder Branch—Prince, Heinrich XXIV.
 Reuss, Younger Branch—Prince, Heinrich XXVII.
 Saxe-Altenburg—Duke, Ernst.
 Saxe-Coburg and Gotha—Duke, Charles Edward.
 Saxe-Meiningen—Duke, Georg II.
 Saxony (grand duchy)—Grand duke, Wilhelm Ernst.
 Saxony—King, Friedrich August III.
 Schaumburg-Lippe—Prince, Adolf.
 Schwarzburg-Rudolstadt—Prince, Gunther.
 Waldeck—Prince, Friedrich.
 Wurttemberg—King, Wilhelm II.

GREECE.

GOVERNMENT—King, George I.; heir-apparent, Prince Constantine, duke of Sparta. Cabinet: President of the Council and Minister of War and Marine—M. Venizelos.
 Foreign—M. Zryparis.
 Worship and Instruction—M. Alexandris.
 Interior—M. Repoulis.
 Justice—M. Demitracopoulos.
 Legislative authority is vested in one chamber, the "boule," consisting of 225 members, each of whom is elected for four years.

AREA AND POPULATION—Total area, 25,014 square miles. Population in 1909, 2,666,000 (estimated). Athens in 1907 had 167,479 inhabitants; Piræus, 73,579; and Patras, 37,724.

EXPORTS AND IMPORTS—The total exports in 1909 amounted in value to \$20,282,000; imports, \$26,181,350. Exports to the United States in 1911, \$3,133,049; imports from the United States, \$627,320. The leading exports are currants, ores, olive oil and figs; imports, foodstuffs, textiles, coal and timber.

ITALY.

GOVERNMENT—King, Victor Emmanuel III.; heir to the crown, his son Humbert, prince of Piedmont, born Sept. 16, 1904.

President of Council and Minister of the Interior—Sig. Giolitti.
 Foreign Affairs—Marquis A. di San Giuliano.
 Grace and Justice—Sig. Fapriè Finocchiaro.
 Treasury—Sig. Telesco.
 Finance—Sig. Facta.
 War—Sig. Spingardi.
 Marine—Admiral Leonardi Cattolica.
 Public Instruction—Sig. Credaro.
 Public Works—Sig. Sacchi.
 Agriculture, Industry and Trade—Sig. Nitti.
 Posts and Telegraph—Sig. Calissano.

AREA AND POPULATION—The area of Italy is 116,649 square miles. According to the census of Feb. 9, 1901, the total population was 32,475,253. Estimated total population in 1910, 34,565,193. Population of the principle cities:

Naples	596,000	Genoa	275,000
Milan	584,000	Florence	227,000
Rome	575,000	Bologna	165,000
Turin	371,000	Venice	160,000
Palermo	319,000	Messina	149,779

IMPORTS AND EXPORTS—The value of merchandise exported in 1910 was \$387,597,000; imported, \$618,507,000. The total value of exports to the United States in 1911 was \$47,334,809; imports from the United States, \$60,580,766. Chief imports are coal, cotton, grain, silk, wool, timber, machinery, sugar and oil; chief exports, silk, wine, oil, coral, sulphur, hemp and fax.

MONTENEGRO.

King, Nicholas I. Area, 3,630 square miles; population, 250,000; of the capital, Cetinje, 4,500. Total exports in 1907, \$280,000; imports, \$1,305,000. Montenegro has practically no trade with the United States. Chief exports are sumach, smoked sardines, cattle, sheep, goats, cheese, olive oil, wine and tobacco. Imports include petroleum, salt, maize, cottons, hardware, sugar, coffee and rice.

NORWAY.

GOVERNMENT—King, Haakon VII.; crown prince, Olaf.
 President of Council—W. Konow.
 Foreign Affairs—J. Irgels.
 Justice—H. C. J. Scheel.
 Commerce—B. C. Brenne.
 Defense—K. S. G. Bull.
 Agriculture—H. Holtsmark.
 Labor—H. Darre-Jenssen.
 Finance—A. T. Berge.
 Education—J. K. Ougstad.
 Legislative authority is vested in the storting, consisting of 123 members elected for three years through universal suffrage by men and women. The storting consists of two houses, the odelsthing and the lagthing. The former is made up of three-fourths of the members of the storting and the latter of one-fourth.

AREA AND POPULATION—The total area of Norway is 124,130 square miles. Total population in December, 1910, 2,392,698. Christiania in 1910 had a population of 243,801 and Bergen 76,917.

IMPORTS AND EXPORTS—The value of the imports in 1910 was \$104,198,000; exports, \$71,135,000. Exports to the United States in 1911, \$8,009,490; imports, \$7,356,405. The chief exports are timber and wood manufactures, malfy food, paper and minerals; imports, breadstuffs, groceries, yarn, textiles, vessels and machinery.

PORTUGAL.

GOVERNMENT—President, Manoel de Arrajaga. Cabinet: Premier and Minister of the Interior—Senhor Chagas.
 Foreign Affairs—Dr. Vasconcellos.
 Justice—Dr. Mello Leotte.
 Public Works—Dr. Paes.
 Finance—Dr. Duarte Leite.
 War—Col. Alberto da Silveira.
 Marine—Senhor Menezes.
 Colonies—Dr. C. Almeida.
 Legislative authority is vested in a constituent assembly of 192 members. The first elections were held May 28, 1911, and the assembly opened June 19. On the same day the republic was officially recognized by the United States.

AREA AND POPULATION—Total area, including Azores and Madeira, 35,490 square miles. Area of possessions in Africa and Asia, 801,060 square miles. The population of the home country with the Azores and Madeira in 1900 was 5,428,659; of the colonies in Africa and Asia, 9,215,707. In the same year Lisbon had a population of 356,009 and Oporto 167,955.

IMPORTS AND EXPORTS—Total imports in 1909 \$64,761,864; total exports, \$30,970,988. Imports from the United States in 1911, \$2,669,910; exports to the United States, \$7,015,358. The chief imports are foodstuffs, cotton, sugar, fish, wool, leather, coal and coffee; chief exports wine, sardines, copper ore, olives and figs.

ROUMANIA.

GOVERNMENT—King, Carol I.; heir-apparent, Ferdinand, prince of Roumania.

Legislative authority is vested in a senate of 120 members and a chamber of deputies of 183 members elected for four years.

AREA AND POPULATION—The total area is 50,720 square miles. The population in 1899 was 5,956,690; estimated in 1909, 6,865,739. Population of the principal towns: Bucharest, 300,000; Jassy, 80,000; Galatz, 66,000; Braila, 60,000.

EXPORTS AND IMPORTS—The value of the exports in 1908 was \$72,789,500; of the imports, \$82,813,000. The chief exports are cereals and the leading imports are textiles. Exports to the United States in 1911, \$273,597; imports from, \$964,398.

RUSSIA.

GOVERNMENT—Czar, Nicholas II.; heir-apparent, Grand Duke Alexis.

Premier and Minister of Finance—F. Kokovtsoff. Foreign Affairs—M. Sazonoff.

Interior—(Vacancy).
Instruction—M. Casso.
Imperial House and Domains—Gen. W. Freedericksz.

Justice—M. Scheglovitoff.
Agriculture—M. Krivosheina.
Commerce—M. Timasheff.
Railways—M. Rukhlov.
Controller—M. Kharitonoff.
Procurator of the Holy Synod—M. Sabler.
War—Gen. Sukhomineff.
Navy—Vice-Admiral Grigorovich.
Minister of State for Finland—Gen. Langhoff.
Legislative authority is vested in the czar, douma and council of the empire.

AREA AND POPULATION—Area, 8,647,657 square miles. Total population in 1909, 160,095,200. Population of the principal cities:

St. Petersburg.....	1,870,000	Elza	318,400
Moscow	1,468,563	Kiev	320,000
Warsaw	764,051	Kharkov	206,315
Odessa	520,000	Saratov	197,822
Lodz	398,526	Volna	167,959

IMPORTS AND EXPORTS—The total value of the imports in 1910 was \$490,825,000; of the exports, \$712,584,000. The exports to the United States in 1911 amounted in value to \$11,004,164; imports from the United States, \$23,524,267. The chief exports are foodstuffs, timber, oil, furs and flax; imports, raw cotton, wool, metals, leather, hides, skins and machinery.

SERVIA.

GOVERNMENT—King, Peter I. (Karageorgevitch); heir-apparent, Prince Alexander (second son). Legislative authority is vested in a single chamber, called "skupshtina," of 160 elected members.

AREA AND POPULATION—Area, 18,650 square miles; population Dec. 31, 1905, 2,688,025. The capital, Belgrade, has 80,747 inhabitants.

EXPORTS AND IMPORTS—Total value of exports in 1909, \$18,595,000; imports, \$14,705,000. Exports to the United States in 1911, \$574,141; imports, \$13,058. The exports are mainly agricultural products and animals, and the imports cotton and woolen goods and metals.

SPAIN.

GOVERNMENT—King, Alfonso XIII.; heir-apparent, Prince Alfonso. Cabinet.

Premier—Senor Canalejas.
Foreign Affairs—Senor Garcia Prieto.

Interior—Senor Ruiz Valarino.
Finance—Senor Rodriguez.
War—Gen. Luque.
Marine—Capt. Jose Pidal.
Public Works—Senor Gaset.
Public Instruction—Senor Jimens.
Justice—Senor Barroso.

AREA AND POPULATION—Total area, 194,733 square miles. Total population of Spain, census of 1910, 13,033,668. Population of large cities:

Madrid	571,539	Carthagea (1900) ..	99,871
Barcelona	569,000	Saragossa	105,788
Valencia (1900) ..	213,530	Bilbao	92,514
Seville	155,366	Granada	77,425
Malaga	133,045	Cadiz	67,174
Murcia	124,985	Valladolid	67,742

IMPORTS AND EXPORTS—The exports of Spain in 1910 amounted to \$182,889,000; imports, \$191,159,000. Total exports to the United States in 1911, \$19,784,998; imports, \$25,064,916. Chief exports are wine, sugar, timber, animals, glassware and pottery; imports, cotton and cotton manufactures, machinery, drugs and chemical products.

SWEDEN.

GOVERNMENT—King, Gustaf V.; crown, prince, Gustaf Adolf.

Minister of State—K. Staaf.
Foreign Affairs—Count Albert Ahrensvard.

War—D. K. Bergstrom.
Finance—Baron A. T. Adelswaerg.
Marine—Jacob Larsson.
Education—Dr. F. Berg.
Interior—P. A. V. Schotte.
Agriculture—Alfred Petersson.
Justice—M. Landstrom.

Legislative authority is vested in a parliament of two chambers, the first of which has a membership of 150 and the second 230. Members of the upper house are elected for nine years and those of the lower for three years. The first chamber is elected by municipal representatives. To be eligible one must own real estate worth at least 80,000 crowns, or pay taxes on an income of at least 4,000 crowns. The second chamber constituents must have an income of at least 800 crowns or own real estate worth at least 1,000 crowns.

AREA AND POPULATION—The total area of Sweden is 172,876 square miles. The population Dec. 31, 1909, was 5,476,441. The population of the principal cities at the same time was: Stockholm, 341,816; Gothenburg, 163,957; Malmo, 81,169; Norrkoping, 45,471; Helsingborg, 32,763.

IMPORTS AND EXPORTS—The total exports in 1909 were valued at \$126,759,000; imports, \$164,882,000. Exports to the United States in 1911, \$8,532,422; imports, \$7,973,820. The leading articles of export are timber and machinery; of import, textile goods and foodstuffs.

SWITZERLAND.

GOVERNMENT—President of Federal Council (1911)

—M. Marc-Emile Ruchet.
—Vice-President—E. Louis Forrer.

Legislative authority is vested in a state and a national council, the former having 44 and the latter 167 members. The national councilors are elected directly by the people; the state councilors are elected in some cantons by the people and in others by the cantonal legislature. The chief executive authority is vested in the bundesrath, or federal council, one member of which is the chief of one of the federal departments. Its decrees are enacted as a body. Its members are elected president in rotation.

Switzerland owns its main railroads, its telegraph and telephone system and monopolizes the manufacture and sale of alcohol.

AREA AND POPULATION—Total area, 15,976 square miles. The population, according to the census of Dec. 1, 1910, was 3,741,971. Population of the largest cities:

Zurich	189,088	Bern	85,264
Basel	131,914	Lausanne	63,826
Geneva	125,520	St. Gallen	37,657

EXPORTS AND IMPORTS—Total exports in 1910, \$230,893,000; imports, \$330,775,000. Exports to the United States in 1911, \$25,652,299; imports, \$704,808.

The articles chiefly exported are cottons, silks, socks and watches; imported, foodstuffs, silk, minerals and metals, clothing and animals.

THE NETHERLANDS.

GOVERNMENT—Queen, Wilhelmina; prince consort, Henry of Mecklenburg-Schwering; heir, Princess Juliana. Cabinet:

Prime Minister and Minister of the Interior—Mr. Th. Heemskerck.

Foreign Affairs—Jonkheer Dr. B. de Marees van Swinderen.

Agriculture, Commerce, Industry and Labor—A. S. Talmia.

War—M. Collin.

Navy—Capt. J. Wentholt.

Justice—Dr. E. R. H. Regout.

Finance—M. J. C. M. Kolkman.

Colonies—J. H. de Waal Malefyt.

Waterways—Dr. L. H. W. Regout.

Legislative authority is vested in the states-general, composed of two chambers, the first having 50 members and the second 100. The latter are elected directly and the former by the provincial states.

AREA AND POPULATION—The area of Holland, of the Netherlands, is 12,648 square miles. The total population Jan. 1, 1910, was 5,853,037. That of the chief cities Dec. 31, 1909, was:

Amsterdam	568,130	Groningen	76,282
Rotterdam	417,780	Haarlem	70,293
The Hague	270,193	Arnhem	64,685
Utrecht	118,386		

IMPORTS AND EXPORTS—In 1909 Holland imported \$1,261,235,000 worth of merchandise and exported \$986,819,000. In 1911 the exports to the United States amounted to \$32,926,492 and the imports from the same country to \$36,103,375. Chief imports are iron and steel and their manufactures, textiles, coal, cereals and flour; exports, butter, sugar and cheese.

TURKEY.

GOVERNMENT—Sultan, Mehmed V. Cabinet:

Grand Vizier—Saïd Pasha.

Sheik-ul-Islam—Mussa Kiazim Effendi.

Minister of the Interior—Djelal Bey.

Foreign Affairs—Reshid Pasha.

War—Mahmud Shevket Pasha.

Marine—Khuurshid Pasha.

Finance—Nall Bey.

Posts and Telegraphs—Ibrahim Soussa.

President of the Council of State—Nedjmeddine Bey Mollah.

Public Works—Holoussi Bey.

Public Instruction—Emrouhah Effendi.

Agriculture, Mines and Forests—Smaïhan Effendi.

Religious Foundation and Justice—Hâiri Bey.

A constitutional form of government was adopted in a parliament July 24, 1908, with legislative authority vested in a parliament.

AREA AND POPULATION—The area of that part of Turkey under the direct control of the sultan is 1,157,860 square miles; of the whole empire, including tributary and subject states, 1,565,020 square miles. The total population of all parts of the empire is 35,414,300, of whom 24,813,700 are in Turkey proper. Constantinople has about 1,203,000 inhabitants.

EXPORTS AND IMPORTS—The total exports in 1906 amounted in value to \$98,361,800 and the imports to \$156,830,105. The exports to the United States in 1911 amounted to \$7,540,440 in value and the imports to \$2,536,141. The principal articles imported are cloth and clothing, sugar, coffee, flour, rice and manufactures of iron; exports, grapes, silk, grain, cocoons, wool, cotton, carpets, hides and skins.

ASIA.

AFGHANISTAN.

Ameer, Habibullah Khan; population, about 5,000,000; area, 250,000 square miles. No statistics as to imports and exports of Afghanistan are available. The chief productions are preserved fruits, spices, wool, silk, cattle and tobacco.

BOKHARA.

Ameer, Sayid Abdul Ahad; heir, Sayid Mir Allam Khan. The area of Bokhara is about 83,000 square

miles and the population 1,250,000. The products are corn, tobacco, fruit, silk and hemp. Since 1873 Bokhara has been a dependency of Russia.

CHINA.

(See Revolution in China.)

GOVERNMENT—Emperor, Kuang-hsu; regent, Prince Chun; president of foreign office, Prince Ching.

AREA AND POPULATION—Total area of China, with dependencies, 4,277,170 square miles; estimated population, 433,553,030.

EXPORTS AND IMPORTS—The total exports in 1910 amounted to \$251,350,000 and the imports to \$305,557,000. During the fiscal year 1911 goods to the value of \$20,223,077 were imported from the United States. The total exports in the same period to the United States amounted to \$5,280,084. The articles imported from America consist mainly of flour, kerosene, sago, india rubber shoes, ginseng, quick-silver, white shirting, drills and broadcloth. Among the leading exports are tea, furs, wool, mats, fans, essential oils, straw braid, silks, hair, hides, hemp.

JAPAN.

GOVERNMENT—Emperor, Mutsuhito; crown prince, Yoshihito. Cabinet:

Premier and Minister of Finance—Marquis Saionji.

Foreign Affairs—Viscount Yasuya Iichida.

War—Lieut.-Gen. Ishimoto.

Navy—Vice-Admiral Saito.

Justice—Masahisa Matsuda.

Education—Sumitaka Haseha.

Agriculture and Commerce—Baron N. Makino.

Interior—Kiaia Iiara.

Communications—Count T. Hayashi.

Legislative authority is vested in the emperor and the imperial diet. This consists of the house of peers and the house of representatives, the former having 364 and the latter 379 members.

AREA AND POPULATION—The total area of Japan is 175,540 square miles. The population according to the census of Dec. 31, 1910, was 50,751,919, exclusive of Formosa, the Pescadores and the south half of Sakhalin. The total population is close to 53,000,000. Cities having more than 100,000 inhabitants are:

Tokyo (1908).....	2,186,079	Kobe	378,197
Osaka	1,226,590	Nagasaki	176,480
Kyoto	442,462	Hiroshima	142,763
Yokohama	394,303	Kanafawa	110,994
Nagoya	378,231	Kure	100,679

IMPORTS AND EXPORTS—The total imports in 1910 amounted in value to \$191,159,000; exports, \$226,636,000. In 1911 the imports from the United States were valued at \$36,721,409 and the exports to the same country at \$78,527,466. The chief exports are raw silk, cotton, yarn, copper, coal and tea; imports, sugar, cotton, iron and steel, machinery, petroleum and wool.

KOREA.

Formerly an empire, but now a Japanese colony. Estimated area, 86,000 square miles. Population, 12,959,381, of whom 5,608,151 were liable to taxation in 1901. Seoul, the capital, has 196,646 inhabitants.

KHIVA.

Khan, Seyid Asfendiar Khan; heir-apparent, Nasyr Tycuara; area, 24,000 square miles; population 800,000. Products are cotton and silk. Khiva is a Russian vassal state.

PERSIA.

Shah or emperor, Sultan Ahmad Shah; regent, Ali Reza Khan, Abu'l Kassim Khan. Under constitution granted in 1906 legislative authority is vested in a national council of 156 members and a senate of sixty members. The area of Persia is about 628,000 square miles and the population 9,500,000. Imports from 1909-1910, \$75,394,240; exports, \$23,722,680. Imports from the United States in 1911, \$21,899; exports to, \$1,055,603. Teheran, the capital, has a population of about 280,000. Chief among the products are silk, fruits, wheat, barley and rice.

SIAM.

King, Chuwfa Maha Vajirvudh. Area, 195,000 square miles; population is estimated at 6,686,846. Bangkok, the capital, has about 450,000 inhabitants. The imports in 1909-1910 were \$26,393,000 and the exports \$38,779,000. Imports from the United States in 1910, \$370,348; exports to, \$75,306. Chief among the exports are rice, teak and marine products; imports, cotton goods and opium.

AFRICA.**ABYSSINIA.**

Emperor, Lidj Fyassu. Total area of Abyssinia about 200,000 square miles; population, 10,000,000. The exports are coffee, hides and skins, gum, wax, gold and ivory.

ALGERIA.

Algeria is a colony of France. Governor-General—M. Jonnart. Area, 343,500 square miles; population in 1906, 5,231,850. Chief imports are cottons, skins and furs and woodwork; exports, wine, sheep and cereals.

EGYPT.

Khedive, Abbas Hilmi; heir-apparent, Mohammed Abdul Mounem. Total area of Egypt, 400,000 square miles; area of the Egyptian Sudan, 950,000 square miles. The population of Egypt proper in 1907 was 11,287,395; of the Egyptian Sudan, 10,000,000. Population of Cairo, 654,476; Alexandria, 332,246. Great Britain controls the state finances and is represented at Cairo by a "financial adviser," who sits in the council of ministers. The present adviser is Field Marshal Lord Kitchener. The total exports in 1909 were valued at \$132,381,000 and the imports at \$111,152,400. Imports from the United States in 1911, \$2,114,596; exports to, \$21,674,653. The exports consist chiefly of cereals, raw cotton and provisions; imports, wool, coal, textiles and metal manufactures.

KONGO.

The Kongo was made a Belgian colony in 1908. The estimated area is 909,654 square miles and the negro population about 20,000,000. Europeans numbered 3,362 in January, 1910. Among the leading articles of export are ivory, rubber, cocoa, palm nuts, palm oil, copal gum and coffee. Total imports in 1909, \$10,121,900; exports, \$26,336,000.

LIBERIA.

President—Daniel E. Howard. Legislative power is vested in a senate of nine members and a house of representatives of fourteen members. The total area of the republic is about 40,000 square miles and the population 2,120,000. The exports in 1908 were valued at \$89,569 and the imports at \$965,626. Imports from the United States in 1911, \$103,161; exports to, \$745. The chief exports are rubber, palm oil, cocoa, coffee, ivory, ginger and camwood. Imports are cottons, provisions, wood and iron manufactures and gin.

MOROCCO.

Sultan, Mulai Abd-el-Hafid. Area of Morocco about 219,000 square miles; population, 5,000,000. Total imports in 1909, \$18,935,000; exports, \$10,637,500. Imports from the United States in 1911, \$42,207; exports to, \$296,229. The chief imports are cotton, sugar and tea; exports, eggs, almonds, goat-skins, beans, peas, linseed, wool, wax and cattle.

TUNIS.

Bey, Sidi Mohammed; heir-presumptive, Sidi Mohammed Ben Mamon Bey. Tunisia is under the protectorate of France and that country is represented by a resident-general. Total area, 50,000 square miles; population in 1908 about 1,885,000, including 119,523 foreigners. Imports in 1908, \$24,606,650; exports, \$18,831,000. Chief exports are wheat, barley, olives and palms.

MEXICO.

GOVERNMENT—The republic of Mexico is divided into twenty-seven states, three territories and one federal district, each with a local government, but all subject to the federal constitution. Representatives are elected for two years each and are apportioned at the rate of one for each 40,000 inhabitants; the senators, of whom there are fifty-six, are elected by the people in the same manner as representatives. The president holds office four years and may be elected for several consecutive terms.

President—Francisco I. Madero.
Vice-President—Jose Pino Suarez.
(See "Revolution in Mexico.")

AREA AND POPULATION—The total area, including islands, is 767,005 square miles. The population according to the federal census of 1910, is 15,063,207. The population of leading cities of the republic follows: City of Mexico (capital), 470,659; Guadala-

Jara, 118,799; Puebla, 101,214; Monterey, 81,066; San Luis Potosi, 82,946; Pachuca, 38,620; Aguas Calientes, 44,800; Zacatecas, 25,905; Durango, 34,085; Toluca, 31,247; Leon, 63,263; Merida, 61,999; Queretaro, 35,011; Morelia, 39,116; Oaxaca, 37,469; Orizaba, 32,894; Chihuahua, 39,061; Vera Cruz, 29,164.

COMMERCE—The chief exports of Mexico are precious metals, coffee, tobacco, hemp, sisal, sugar, dyewoods and cabinet woods, cattle and hides and skins. In 1910 the total exports amounted to \$130,023,125; total imports for the same year were \$97,432,891. The trade of Mexico is chiefly with the United States, Great Britain, France, Germany and Spain. In 1911 the imports from the United States were \$61,281,745; exports to, \$57,450,111.

SOUTH AMERICAN REPUBLICS.**ARGENTINA.**

President, Senor Saenz Pena; capital, Buenos Aires. Area, 1,135,840 square miles. Population (1909), 6,805,684; Buenos Aires, 1,302,855. Total exports in 1910, \$359,584,000; imports, \$339,459,000. Exports to the United States in 1911, \$29,090,732; imports, \$42,918,511. Chief exports, sheep, wool, cattle, hides, frozen meats and wheat; imports, machinery, agricultural implements, railway cars, engines and supplies and manufactures of iron and steel.

BOLIVIA.

President, Senor Elidoro Vilazon; capital, Sucre. Area, 695,400 square miles. Population (1908), 2,049,983; La Paz, 78,856; Cochabamba, 24,512; Sucre, 28,416. Total exports in 1910, \$29,050,557; imports, \$18,135,000. Exports to the United States in 1911, \$327; imports, \$891,624. Chief exports, silver, tin, copper, coffee, rubber; imports, provisions, clothing, hardware, spirits, silks and woolsens.

BRAZIL.

President, Marshal Hermes da Fonseca; capital, Rio de Janeiro. Area, 3,218,391 square miles. Population (1908), 17,318,556; Rio de Janeiro (1909), 1,189,662; Sao Paulo (1902), 332,000; Bahia, 230,000; Pernambuco, 120,000. Exports (1910), \$310,066,438; imports, \$235,574,837. Exports to the United States in 1911, \$190,897,184; imports, \$27,240,146. Chief exports, coffee, sugar, tobacco, cotton and rubber; imports, cotton goods, manufactures of iron and steel, furniture, mineral oils, breadstuffs and provisions.

CHILE.

President, Ramon Barros Luco; capital, Santiago. Area, 292,580 square miles. Population in 1908, 3,299,928; Santiago, 378,000; Valparaiso, 175,000; Concepcion, 60,676. Total exports in 1910, \$120,021,917; imports, \$108,582,279. Exports to the United States in 1911, \$19,941,000; imports, \$12,044,578. Chief exports, nitrate, wool, hides and leather; imports, sugar, coal, cotton goods, cashmeres, oil, galvanized iron.

COLOMBIA.

President, Carlos E. Restrepo; capital, Bogota. Area, 435,100 square miles. Population in 1908, 4,303,000. Total exports (1909), \$15,513,346; total imports, \$10,561,047. Exports to the United States in 1911, \$8,994,460; imports, \$4,905,934. Chief exports, gold, silver and other minerals, coffee, cocoa, cattle, sugar, tobacco and rubber; imports, manufactures of iron and steel, cotton goods.

ECUADOR.

President, Senor Emilio Estrada; capital, Quito. Area, 110,000 square miles. Population, 1,272,000; Quito, 50,841; Guayaquil, 51,000. Total exports in 1910, \$13,666,371; imports, \$8,024,105. Exports to the United States in 1911, \$3,628,895; imports, \$2,238,539. Chief exports, coffee, cocoa, rice, sugar, rubber, cabinet woods, chemicals and minerals; imports, cotton, provisions, manufactures of iron and steel, clothing and mineral oils.

PARAGUAY.

President, Col. Albino Jara; capital, Asuncion. Area, 171,204 square miles. Population (1905), 631,347; Asuncion (1905), 60,259. Total exports in 1910, \$4,419,497; imports, \$5,374,837. Exports to the United States in 1911, \$34,516; imports, \$36,986. Chief exports, mate (or Paraguay tea), tobacco, hides, timber, oranges; imports, cotton goods, machinery and provisions.

PERU.

President, Augusto B. Leguia; capital, Lima. Area, 695,733 square miles. Population (1908), 4,500,000; Lima, 140,884; Callao, 31,000. Total exports in 1910, \$31,144,250; imports, \$22,508,021. Exports to the United States in 1911, \$9,314,030; imports, \$5,597,123. Chief exports, cotton, coffee, sugar, cinchona, india rubber, dyes and medicinal plants; imports, wools, cotton, machinery and manufactures of iron.

URUGUAY.

President, Senor Don Jose Battle y Ordonez; capital, Montevideo. Area, 72,210 square miles. Population (1909), 1,094,688; Montevideo (1909), 291,465. Total exports in 1910, \$43,333,125; imports, \$42,796,706. Exports to the United States in 1911, \$1,613,736; imports, \$5,517,711. Chief exports, animal and agricultural products; imports, manufactured articles.

VENEZUELA.

President, Juan Vicente Gomez; capital, Caracas. Area, 393,870 square miles. Population (1909), 2,655,606; Caracas, 75,000. Total exports in 1910, \$17,948,671; imports, \$12,387,552. Exports to the United States in 1911, \$7,635,256; imports, \$3,791,620. Chief exports, coffee, hides, cabinet woods, rubber and chemicals; imports, machinery, manufactures of iron and steel, provisions, furniture and mineral wools.

CENTRAL AMERICAN STATES.

COSTA RICA.

President, Don Ricardo Jimenez; capital, San Jose. Area, 18,400 square miles. Population (1909), 368,780; of San Jose, 29,660. Total exports (1910), \$8,644,505; imports, \$8,152,501. Exports to the United States in 1911, \$4,838,416; imports, \$3,473,376. Chief exports, coffee and bananas; imports, cotton, machinery, iron and steel manufactures, woolsens and worsteds.

GUATEMALA.

President, Manuel E. Cabrera; capital, Guatemala de Nueva. Area, 48,290 square miles. Population (1910), 1,992,000; of the capital, 125,000. Total exports (1909), \$6,756,143; imports, \$5,251,317. Exports to the United States in 1911, \$2,562,488; imports, \$2,431,769. Chief exports, coffee and bananas; imports, cotton and cereals.

HONDURAS.

President, Dr. Francisco Bertrán; capital, Tegucigalpa. Area, 46,250 square miles. Population, 500,136; Tegucigalpa, 34,692. Total exports (1910), \$2,571,916; imports, \$3,019,416. Exports to the United States in 1911, \$2,657,009; imports \$2,126,014. Chief exports, bananas, coffee, cattle, coconuts and wood; chief import, cotton.

NICARAGUA.

President, Senor Adolfo Diaz; capital, Managua. Area, 49,200 square miles. Population 600,000; Managua, 34,872; Leon, 62,569. Total exports (1909), \$3,989,428; imports, \$2,583,257. Exports to the United States in 1911, \$1,442,293; imports, \$2,475,792. Chief exports, cattle and coffee; imports, flour, wine, beer, barbed wire, cotton goods, sewing machines, kerosene, calico and tallow.

PANAMA.

President, Dr. A. Pablo Arosemena; term expires Sept. 30, 1912. Independence of Panama declared Nov. 3, 1903; constitution adopted Feb 13, 1904. Legislative power is vested in a national assembly composed of deputies elected by the people. The ratio of representation is one deputy for each 10,000 inhabitants. The term of office is four years. The area of the republic is 31,571 square miles and the population about 450,000; city of Panama (1910), 35,363; Colon, 17,748. The exports to the United States in the fiscal year ended June 30, 1911, amounted to \$3,506,735 and the imports to \$20,867,919. The chief articles of export are bananas, rubber, coffee and pearls.

SALVADOR.

President, Dr. Manuel E. Araujo; capital, San Salvador. Area, 7,225 square miles. Population (1906), 1,116,253; San Salvador, 69,540. Total exports (1910),

\$7,297,836; imports, \$3,745,249. Exports to the United States in 1911, \$1,463,792; imports, \$2,100,713. Chief exports, coffee, indigo, sugar, tobacco and balsams; imports, cotton, spirits, flour, iron goods, silk and yarn.

CUBA.

GOVERNMENT—President, Gen. Jose Miguel Gomez; vice-president, Alfredo Zayas; terms expire May 20, 1913. Cabinet officers:

Secretary of State—Manuel Sanguily.
Secretary of Treasury—Rafael M. Ortiz.
Secretary of Justice—Jeaus M. Barraque.
Secretary of Government—Gen. Gerardo Machado.
Secretary of Public Works—Joaquin Chalons.
Secretary of Public Instruction—Mario Garcia Kohly.
Secretary of Agriculture, Commerce and Industry—Emilio del Junco.
Secretary of Sanitation—Dr. Manuel V. Suarez.

Under the constitution the legislative power is exercised by two elective bodies—the house of representatives and the senate, conjointly called congress. The senate is composed of four senators from each of the six provinces, elected for eight years by the provincial councilmen and by a double number of electors constituting together an electoral board.

The house of representatives is composed of one representative for each 25,000 inhabitants or fraction thereof over 12,500, elected for four years by direct vote. One-half of the members of the house are elected every two years. The salary of members of congress is \$3,600 a year.

ORGANIZATION OF THE REPUBLIC—The organization of the republic of Cuba, begun in 1900, was practically completed on the 20th of May, 1902, when the military occupation of the island by the United States came to an end and Gen. Tomas Estrada Palma was inaugurated as the first president.

AREA AND POPULATION—The total area of Cuba is 41,634 square miles. The population in 1910, when the last census was taken, was 2,150,112.

Population of provinces (1910):

Havana	555,178	Pinar del Rio.....	252,421
Santa Clara.....	497,142	Matanzas.....	255,308
Oriente	461,394	Gamaguey.....	125,669

Population of principal cities in 1907:

Havana	302,526	Colon	52,006
Cienfuegos	70,416	Holguin.....	50,224
Camaguey	66,460	Pinar del Rio.....	50,071
Matanzas	64,385	Santa Clara.....	46,620
Manzanillo	54,900	Guantanamo.....	43,300
Santiago	53,614	Gibara	39,343

About 70 per cent of the population is white.

IMPORTS AND EXPORTS—The total imports in 1910 (calendar year) amounted to \$103,857,000 and the exports to \$150,824,000. The imports from the United States in 1911 were valued at \$60,709,062 and the exports at \$110,309,468. The principal articles of export are sugar, tobacco and cigars, iron and manganese ore, fruit, coffee, cocoa, molasses and sponges; of import, animals, breadstuffs, coal and coke, iron and steel, wood, liquor, cotton, chemicals and vegetables.

HAITI.

President, Gen. Cincinnatus Leconte. The area of Haiti is 10,204 square miles and the population about 2,029,760. Coffee, cocoa and logwood are the leading articles sold. Total exports (1909), 11,008,483; imports, \$5,712,513. Exports to the United States in 1911, \$813,713; imports, \$5,358,761.

SANTO DOMINGO.

President, Gen. Ramon Caceres. The republic has an area of 19,325 square miles and a population of (1908) 673,611. Santo Domingo, the capital, has 18,626 inhabitants. In 1910 the exports amounted to \$10,924,371 and the chief articles shipped were coffee, cocoa and mahogany; imports, \$2,047,410. Exports to the United States in 1911, \$3,632,453; imports, \$3,805,329.

COLONIES AND DEPENDENCIES OF NATIONS.

AUSTRIA-HUNGARY.

	Sq. miles.	Population.
Bosnia and Herzegovina.....	19,702	1,895,673

BELGIUM.

Belgian Kongo.....	909,654	20,000,000
--------------------	---------	------------

CHINA.

Chinese Turkestan.....	550,340	1,200,000
Manchuria.....	363,610	16,000,000
Mongolia.....	1,367,600	2,600,000
Tibet.....	463,200	6,500,000

DENMARK.

Greenland.....	46,740	11,893
Iceland.....	39,756	78,470
West Indies.....	133	30,527

FRANCE.

Algeria.....	343,500	5,231,850
Annam.....	52,100	6,128,000
Cambodia.....	45,000	1,800,000
Cochin China.....	20,000	2,968,600
Comoro Isles.....	620	86,000
Guadeloupe.....	689	182,110
Guiana.....	34,060	39,349
India, French.....	196	277,000
Kongo, French.....	669,280	6,000,000
Laos.....	98,400	650,000
Madagascar.....	226,015	2,701,000
Martinique.....	378	182,000
Mayotte.....	140	11,610
New Caledonia.....	7,200	55,800
Reunion.....	970	201,000
Sahara.....	1,544,000	800,000
St. Pierre and Miquelon.....	96	6,000
Somali coast.....	5,790	180,000
Tahiti, etc.....	1,544	30,000
Tonquin.....	46,400	10,000,000
Tunis.....	45,779	1,500,000

West Africa, French:

Dahomey.....	1,585,810	749,000
Guinea.....		1,498,000
Ivory coast.....		890,000
Manretonia.....		400,000
Senegal.....		915,000
Upper Senegal-Niger.....		4,415,000

GREAT BRITAIN.

Aden, Perim, Socotra.....	10,387	55,974
Ascension.....	34	130
Australia.....	3,065,120	4,724,133
Bahamas.....	4,404	60,309
Barbados.....	166	35,000
Basutoland.....	10,290	348,850
Bechuanaland.....	275,000	134,100
Bermuda.....	19	17,535
Borneo and Sarawak.....	73,206	660,000
British Guiana.....	90,500	305,097
British Honduras.....	7,562	44,156
British New Guinea.....	90,540	500,000
Canada.....	3,745,574	6,945,000
Cape of Good Hope.....	276,990	2,507,500
Ceylon.....	25,350	4,082,936
Cyprus.....	3,580	261,587
East Africa protectorate.....	175,513	4,000,000
Falkland Islands.....	7,500	2,289
Federated Malay States.....	26,380	959,440
Fiji.....	7,740	133,831
Gambia.....	3,619	154,330
Gibraltar.....	2	13,351
Gold Coast.....	119,260	1,696,970
Hongkong.....	390	450,000
India.....	1,773,088	294,317,082
Jamaica.....	4,207	859,189
Labuan.....	30	8,231
Leeward Islands.....	701	172,110
Malta.....	117	215,879
Mauritius.....	835	379,186
Natal.....	35,371	1,249,034
Newfoundland-Labrador.....	162,734	238,614
New Zealand.....	104,751	1,048,347
Northern Nigeria.....	256,400	7,614,751
Nyasaland.....	43,608	997,217
Orange Free State.....	50,392	466,380
Rhodesia.....	439,575	1,604,875
St. Helena.....	47	3,577

Sq. miles. Population.

Seychelles.....	156	21,982
Sierra Leone.....	30,000	1,252,000
Solomon Islands.....	12,000	150,000
Somaliland.....	68,000	348,000
Southern Nigeria.....	77,260	6,500,000
Straits Settlements.....	1,609	636,951
Tonga Islands.....	390	22,000
Transvaal.....	110,426	1,269,951
Trinidad and Tobago.....	1,863	251,313
Turks and Caicos Islands.....	169	5,300
Uganda.....	223,500	2,764,086
Weihaiwei.....	285	130,792
Windward Islands.....	672	377,941
Zanzibar.....	1,020	250,000

GERMANY.

Bismarck archipelago.....	20,000	189,000
Caroline Islands.....	560	55,446
German East Africa.....	384,180	19,999,000
German Southwest Africa.....	322,450	120,000
Kaiser Wilhelm's Land.....	70,000	110,000
Kamerun.....	191,130	3,000,000
Klauehau Bay.....	200	33,000
Marlann Islands.....	250	2,646
Marshall Islands.....	150	15,000
Samoa Islands.....	1,000	37,000
Solomon Islands.....	4,200	45,000
Togoland.....	33,700	1,000,000

ITALY.

Eritrea.....	45,800	450,000
Somaliland.....	129,700	400,000

JAPAN.

Formosa.....	13,458	3,123,471
Korea.....	86,000	12,959,951
Kwantung.....	1,256	427,117
Pescadores.....	50	55,410
Sakhalin.....	12,500	23,897

NETHERLANDS.

Bali and Lombok.....	4,065	523,535
Banca.....	4,446	115,189
Billiton.....	1,863	36,858
Borneo.....	212,737	1,233,655
Celebes.....	72,010	851,905
Coracao.....	403	52,758
Dutch Guiana.....	46,060	78,124
Java and Madura.....	50,554	80,098,008
Molucca Islands.....	43,864	407,906
New Guinea.....	151,789	200,000
Riau-Lingga archipelago.....	16,301	112,216
Sumatra.....	161,812	4,029,503
Timor.....	17,698	308,600

PORTUGAL.

Angola.....	484,800	4,119,000
Cape Verde Islands.....	1,480	147,424
Damao, Dlu.....	169	56,285
East Africa.....	293,400	3,120,000
Goa.....	1,469	475,613
Guinea.....	13,940	820,000
Macao, etc.....	4	63,991
Prince's and St. Thomas.....	360	42,103
Timor.....	7,330	800,000

RUSSIA.

Bokhara.....	83,000	1,250,000
Khiva.....	24,000	800,000

SPAIN.

Fernando Po, etc.....	780	23,844
Rio de Oro and Adrar.....	70,000	12,000
Spanish Guiana.....	12,000	200,000

TURKEY.

Crete.....	3,365	810,185
Samos.....	180	53,424
Egypt.....	400,000	11,139,978
Tripoli*.....	950,000	1,000,000

UNITED STATES.

Alaska.....	593,884	64,356
Guam.....	210	11,973
Hawaii.....	6,449	191,909
Panama Canal Zone.....	474
Porto Rico.....	3,435	1,118,012
Philippines.....	115,026	7,635,426
Samoa Islands.....	77	6,668

*Seized by Italy in 1911.

BRITISH-CHINESE OPIUM AGREEMENT.

Under an agreement reached by China and Great Britain May 8, 1911, China's production of opium and India's export of it shall be proportionally reduced year by year until the traffic ceases en-

tirely, which will not be later than 1917. The Chinese authorities are endeavoring to put an end to opium smoking at an even earlier date than that.

ARCTIC AND ANTARCTIC EXPLORATION.

SCOTT EXPEDITION.

The whaler Terra Nova, which left New Zealand Nov. 29, 1910, with the British antarctic expedition headed by Capt. Robert F. Scott, returned to Christ Church, New Zealand, March 27, 1911. It brought news that the expedition had landed on the shores of McMurdo bay in January. Headquarters were established at Cape Evans, eight miles north of Discovery station. In landing the stores and equipment one of the motor sledges dropped through a hole in the ice and sank. The scientific work of the expedition was begun at once and before the Terra Nova left a rich biological collection had already been obtained. The men and animals were in excellent condition. Exploring parties had been sent to the east and to the west and the commander himself was preparing for a preliminary trip southward. The journey toward the south pole was to begin in October, 1911.

Lieut. E. R. G. B. Evans, R. N., is second in command of the expedition, and Lieut. Victor Campbell is in charge of the eastern party. Dr. E. A. Wilson, zoologist and artist, is in charge of the scientific staff. Other members of the expedition are F. Griffith Taylor and W. H. Thompson, geologists; E. G. Nelson and D. G. Lillie, biologists; Dr. G. C. Simpson, meteorologist; C. S. Wright, chemist; Lieut. H. H. Pennell and Lieut. H. R. Bowers, surveyors; Drs. G. M. Levick and E. L. Atkinson, surgeons.

AMUNDSEN EXPEDITION.

Capt. Roald Amundsen, discoverer of the north-west passage, left Norway in August, 1910, on the arctic steamer Fram, for oceanographic work on the Atlantic coast of America. His original plan was to proceed to San Francisco and ultimately to the Arctic ocean via Bering strait. Circumstances caused him to change his mind and instead of going to the northern seas he steered for the south. The Fram arrived at the barrier ice in the Antarctic ocean Jan. 14, 1911, and the following day he determined to establish his headquarters on the ice a little to the west of Edward VII. land, at a point where there was a large indentation in the ice wall. Jan. 16 the party began to unload the cargo. A house was erected on top of the barrier, 150 feet above the surface of the bay. It was solidly constructed and supported by backstays on all sides. Amundsen named it "Framhelm" (home of the Fram). It is the most southerly habitation in the world, standing in 164 degrees west longitude, 78 degrees 40 minutes south latitude. Mr. Amundsen is supplied with food enough to last two years. He has eight companions and 115 Greenland dogs. Before landing Amundsen had met the British expedition in Whale bay, Ross sea, and had exchanged visits with Capt. Scott. Amundsen expected to lay down a main depot in 80 south latitude and a smaller one at 83 south latitude.

THE FILCHNER EXPEDITION.

Lieut. Filchner, with a party of nine other German scientists, sailed from Buenos Aires for southern Georgia and the Weddell sea in October, 1911. Their vessel, the Deutschland, is provisioned for more than three years. The explorers include, besides the leader and a crew of twenty-five men, Gaspar Neuberger, chief engineer; Dr. G. Seelheim, second in charge; Dr. Barkow, meteorologist, and Drs. Brennecke, Helm, Wächter, Koenig and Przybyllok. Oceanographic studies will be undertaken at various places and exploring trips will be made in the polar seas southwest of South America.

OTHER ANTARCTIC EXPEDITIONS.

The Japanese antarctic expedition under Lieut. Shirase left Yokohama in the 150 ton schooner Kainan Maru Nov. 28, 1910. The equipment was inadequate and the ship returned to Sydney, N. S. W., May 1, 1911, having been unable to penetrate the ice along Victoria land.

Capt. Douglas Mawson is the leader of an Australian expedition to the antarctic regions. His vessel is the Aurora, built at Dundee in 1876.

EXPEDITION TO CROCKER LAND.

Prof. D. B. Macmillan and George Borup, members of the Peary north pole party in 1909, are at the head of a projected expedition to Crocker land, which is the most northerly land known to exist on the globe. Their plan is to start in June, 1912, proceed north in the Rosevelt, which they hope to acquire, and establish a base west of Cape Columbia, whence the journey to Crocker land will be made by sledge. Capt. R. Bartlett will probably have command of the ship.

ANDERSON-STEFANSSON EXPEDITION.

The Anderson-Stefansson exploring expedition sent out by the American museum to make researches along the arctic coasts of Alaska is expected to return in 1912. Word was received from Mr. Stefansson in September, 1911, that complete surveys had been made of Langton bay, Hortoa river and several uncharted regions. One hitherto unknown river was found flowing into Langton bay and the Riviere La Ronciere, which appears on many maps, it was proved, has no existence.

MIKKELSEN EXPEDITION.

Capt. Einar Mikkelsen, a Danish explorer, who started out in 1909 to recover, if possible, the collections and scientific records of the ill-fated Mylius-Erickson expedition to east Greenland, spent the fall and winter of that year in a fruitless search. March 3, 1910, he went toward the north accompanied only by a n.echinist, intending to hunt for the records as far as the most northerly point Erickson had attained, then travel west along the Peary channel and then down the west coast of Greenland. He had only three months' provisions with him and as nothing has since been heard of either him or his companion it is feared that they have perished.

THE POLAR RECORD.

Year.	Explorer.	ARCTIC.	Deg.	Min.
1871—	Capt. Hall.....		82	16
1876—	Capt. Nares.....		83	10
1879—	Lieut. De Long.....		77	15
1882—	Lieut. Greely.....		83	24
1880—	Lieut. Peary.....		83	50
1891—	Lieut. Peary.....		83	24
1895—	Fridtjof Nansen.....		86	14
1900—	Duke d'Abruzzi.....		86	33
1902—	Lieut. Peary.....		84	17
1904—	Anthony Fiala.....		83	13
1906—	Commander Peary.....		87	6
1909—	Commander Peary.....		90	(Pole)
ANTARCTIC.				
1774—	Capt. Cook.....		71	15
1823—	Capt. Weddell.....		74	45
1842—	Capt. Ross.....		74	10
1895—	Borchgrevink.....		74	10
1898—	De Gerlache.....		71	36
1900—	Borchgrevink.....		78	50
1902—	Capt. Scott.....		82	17
1909—	Lieut. Shackleton.....		*83	23

*111 miles from the pole.

FLOWER AND GEM SYMBOLS OF MONTHS.

Month.	Flower.	Gem.
January.....	Snowdrop.....	Garnet.
February.....	Primrose.....	Amethyst.
March.....	Violet.....	Bloodstone.
April.....	Daisy.....	Diamond.
May.....	Hawthorn.....	Emerald.
June.....	Honeysuckle.....	Chalcedony.
July.....	Water lily.....	Ruby.
August.....	Peppy.....	Sardonyx.
September.....	Morning glory.....	Sardonyx.
October.....	Hops.....	Aquamarine.

Month.....	Flower.....	Gem.....
November.....	Chrysanthemum....	Topaz.
December.....	Holly.....	Turquoise.

The above gem symbols are those of Polish tradition. The Jewish gem symbols of the months are: January, garnet; February, amethyst; March, jasper; April, sapphire; May, chalcedony, carnelian or agate; June, emerald; July, onyx; August, carnelian; September, chrysothely; October, aquamarine or beryl; November, topaz; December, ruby.

REVOLUTION IN MEXICO.

Porfirio Diaz resigned the presidency of the republic of Mexico May 25, 1911, following a successful insurrection led by Francisco I. Madero, Jr. Trouble began soon after June 26, 1910, when Gen. Diaz was elected for the eighth consecutive time. Madero, who was a candidate for the presidency and was defeated by what he deemed arbitrary and illegal methods, placed himself at the head of the anti-re-electionist party and other opponents of the old regime and began an active campaign for the overthrow of the administration. While Gen. Diaz had the good will and support of many people in the republic, especially among the business men and landed proprietors, he also had many enemies. These charged, among other things:

That his rule was despotic and, so far as ordinary citizens were concerned, often oppressive and tyrannous.

That the elections, federal and state, were absolutely controlled by him, no opposition being tolerated.

That he dominated the legislative and judicial branches of the government, making them subservient to his will.

That he permitted the state governors, *jefes politicos* and other officials to deprive citizens of their property and in some cases even of their lives.

That he and his supporters were responsible for a system of taxation whereby the wealthy were favored and the heaviest burdens laid on the poor. That privileges and concessions were granted for private benefit.

That the condition of the laboring population under his administration had become almost intolerable and that in some parts of the country it amounted to practical slavery.

That few educational opportunities were given the poorer people.

That his cabinet officers were old and conservative men opposed to progressive ideas and measures.

True or false, these charges and complaints had their effect upon the masses, with the result that the agitation against the government was carried on with increasing vigor until finally, in November, rioting and bloodshed took place in Puebla, Orizaba and Mexico City in the south and in Zacatecas and Chihuahua in the north. These outbreaks were apparently failures and it was announced Nov. 27 that the rebellion had been crushed. Such, however, proved not to have been the case, for in December skirmishes occurred at Cerro Prieto, La Junta and other points.

AMERICAN TROOPS IN TEXAS.

In January, 1911, there was considerable guerrilla warfare in the northern part of the republic and railroad travel was interrupted. In February most of the fighting was in the vicinity of Juarez, across the Rio Grande from El Paso, Tex. In March there were engagements at Casas Grandes, Agua Prieta, Mexicali and Ojinaga, and the situation along the southern border of the United States became so threatening that the authorities in Washington decided to make a military demonstration. On the evening of March 6, by direction of President Taft, orders were sent to various garrisons throughout the country to assemble 20,000 troops in the department of Texas. At the same time the vessels of the fifth division of the Atlantic fleet were directed to proceed to the gulf coast of Texas. The military force established its headquarters at San Antonio under the command of Maj.-Gen. William H. Carter, assistant chief of staff. It was at first maintained that the movement was simply for maneuvering purposes, but after it was fully underway and many of the troops had arrived in Texas, government officials admitted that the real purpose was to stop filibustering and the sending of men and arms to the insurrectionists in the northern states of Mexico.

Apparently this movement on the part of the United States had no effect upon the situation across the border. The revolutionists continued their attacks upon the towns occupied by federal troops, though the property of foreigners was not, as a rule, molested. To stop brigandage, train wrecking and robbery President Diaz proclaimed martial law, making military officers the sole judges in punishing

crimes of this sort. To meet the criticism that his advisers were reactionary and nonrepresentative, he caused his cabinet to resign and appointed another. In April there was a series of skirmishes in and about Agua Prieta, resulting in the shooting of several men in the American town of Douglas, just across the border in Arizona. Toward the end of the month peace proposals were made and an armistice was arranged, Francisco I. Madero representing the rebels and Gen. Juan Navarro the government. Conferences were held at Juarez, in which Dr. Vasquez Gomez, Francisco Madero, Sr., and Jose Pino Suarez were the principal speakers for the insurrectionists, while Judge Francisco Carbajal was the official peace commissioner of the government. One of the principal demands of the Madero party was that Gen. Diaz should resign the presidency, or give definite assurances that he would do so before the end of May.

On the night of May 7, after a cabinet meeting, President Diaz issued a manifesto to the Mexican people announcing his intention to resign as soon as peace should be restored. The armistice came to an end May 8, when the insurgents made a determined attack upon Juarez, which was still held by Gen. Juan Navarro and his troops. The battle continued until the 10th, with heavy losses on both sides, and some casualties from stray bullets on the American side of the Rio Grande. It ended with the capture of the city and its defenders by Gen. Madero, who immediately made the place the seat of a provisional government, with himself as president, Dr. Gomez as minister of foreign relations and Gustav Vasquez Madero as minister of finance. Other cabinet officers were named and steps were taken for the resumption of peace negotiations.

In the meantime there was severe fighting at Tia Juana, Saitillo, Concepcion del Oro and Torreón, while a little later much activity was shown by the insurrectionist forces near Mexico City, Cuatla and Cuernavaca being captured. May 15 peace negotiations were resumed, Gen. Madero asking for half the cabinet, the governors of fourteen of the twenty-seven states, a new election, soldiers' pensions and general reforms. On the 17th it was officially announced in Mexico City that President Diaz and Vice-President Corral would resign before June 1 and that all the demands of the insurgents would be granted.

PEACE AGREEMENT.

On the evening of May 21 the official representatives of the Mexican government and the revolutionists signed the following peace agreement:

"In the city of Juarez, on the 21st day of May, 1911, in the customs house, Senor Don Francisco S. Carbajal representing the government of Gen. Porfirio Diaz, Dr. Francisco Vasquez Gomez, Don Francisco I. Madero and Don Jose Maria Pino Suarez as the representatives of the revolutionary forces, having gathered to treat about the method of effecting a cessation of hostilities in the entire national territory and considering:

"1. That Senor Gen. Porfirio Diaz has manifested his resolution of resigning the presidency of the republic before the end of the present month; and,

"2. That bona fide news is at hand that Ramon Corral will resign the vice-presidency of the republic within the same period; and,

"3. That, by the administration of law, Senor Francisco Leon de la Barra, the present minister of foreign relations of the government of Senor Gen. Diaz, will assume for the interim the power of the executive of the nation and will call the general elections according to the terms of the constitution; and,

"4. That the national government will study the conditions of public opinion in the actuality to satisfy these conditions with the provisions of the constitution and will come to an agreement conducive to indemnifying the losses directly caused by the revolution.

"Therefore, the two parties represented in this conference, in view of the previous considerations, have agreed to formulate the following agreement:

"From to-day on hostilities which have existed in the entire national territory of the republic shall cease between the forces of the government and

those of the revolution, these forces to be dismissed in proportion as in each state the necessary steps are taken to re-establish and guarantee tranquility and public order.

"As soon as possible the reconstruction or repair of telegraph and railway lines hitherto interrupted shall be begun."

PRESIDENT DIAZ RESIGNS.

May 23 the chamber of deputies passed a bill providing for amnesty to political prisoners. May 24 there was serious rioting near the national palace in the City of Mexico, several persons being killed by troops. May 25 President Diaz sent the following letter of resignation to the presiding officer of the chamber of deputies:

"Sir: The Mexican people, who generously have covered me with honors, who proclaimed me as their leader during the international war, who patriotically assisted me in all works undertaken to develop industry and the commerce of the republic, establish its credit, gain for it the respect of the world and obtain for it an honorable position in the concert of nations; that same people, sir, has revolted in armed military bands, stating that my presence in the exercise of the supreme executive power is the cause of this insurrection.

"I do not know of any fact imputable to me which could have caused this social phenomenon; but although not admitting that I may be unwittingly culpable such a possibility makes me the least able to reason out and decide my own culpability.

"Therefore, respecting as I always have respected the will of the people, and in accordance with article 82 of the federal constitution, I come before the supreme representatives of the nation in order to resign unreservedly the office of constitutional president of the republic with which the national vote honored me.

"I do this with all the more reason since, in order to continue in office, it would be necessary to shed Mexican blood, endangering the credit of the country, dissipating its wealth, exhausting its resources and exposing its policy to international complications.

"I hope, gentlemen, that when the passions which are inherent to all revolutions have been calmed, a more conscientious and justified study will bring out in the national mind a correct acknowledgment which will allow me to die carrying engraved in my soul a just appreciation of the esteem which throughout my life I have devoted and will devote to my countrymen. PORFIRIO DIAZ."

The resignations of Vice-President Ramon Corral and of all the members of the cabinet were handed in at the same time and unanimously accepted, together with that of the president. Francisco Leon de la Barra was then chosen provisional president. On the following day he was inaugurated with ceremonies lasting only ten minutes. Simultaneously Gen. Madero resigned the office of provisional president and placed his forces at the disposal of the new executive.

At 2 o'clock on the morning of May 26 Gen. Diaz secretly left the City of Mexico with his family and a small guard of soldiers and proceeded by train to Vera Cruz. On the way the train was attacked by a number of insurgents, but they were beaten off. May 21, after a touching farewell from his friends, Gen. Diaz sailed on the steamer Ypiranga for Spain.

June 2 an official decree was issued for the election Oct. 1 of presidential electors in all the states and territories, the men chosen to name the successor of Porfirio Diaz on Sunday, Oct. 15. Madero was elected without serious opposition.

CHRONOLOGY OF REVOLUTION.

1910.

June 26—Porfirio Diaz elected president for eighth successive time.

Nov. 18—Riot started by anti-re-electionists in Puebla; 200 killed.

Nov. 20—Troops fire on rioters in Zacatecas, killing many.

Nov. 21—Fierce fighting reported in Durango, Torreon, Parral and Gomez Palacio in the north and in Orizaba in the south; Francisco I. Madero, Jr., organizing revolutionists at Allende.

Nov. 22—Revolution in full swing in the vicinity of Chihuahua; many towns taken by the rebels.

Nov. 23—Francisco I. Madero proclaims himself "president of the provisional government of Mexico"; victories by government troops reported.

Nov. 27—President Diaz issues a signed statement declaring that the riots in certain parts of Mexico were the political work of Francisco I. Madero and that the political movement did not extend beyond Puebla, Gomez Palacio, Parral and Ciudad Guerrero. The president further declared that order had been completely restored.

Nov. 29—Rebels control Northwestern railroad from Chihuahua to Minaca.

Dec. 1—Porfirio Diaz reinaugurated president of Mexico.

Dec. 11—Revolutionists routed at Cerro Prieto by federals under Gen. Juan Navarro.

Dec. 15—Battles at San Andreas and La Junta.

Dec. 19—Federal troop train attacked at Mal Paso, west of Chihuahua; many soldiers wounded, including Col. Martin L. Guzman (died Dec. 29).

Dec. 26-31—Government troops capture Mal Paso after long struggle.

1911.

Jan. 23—Revolutionists routed near Casas Grandes by Col. Antonio Rabago; losses heavy on both sides.

Jan. 31—Federal forces under Gen. Luque defeated in battles at Ojinaga and Chuchillo Parrado; 100 reported killed.

Feb. 1—Bombardment of Ciudad Juarez threatened by insurgents in vicinity of city.

Feb. 3—American cavalry ordered to patrol the Mexican frontier.

Feb. 4—Pascual Orozco and rebel force advancing on Juarez.

Feb. 5—Col. Rabago with 300 federal soldiers enters Juarez after fight with Orozco.

Feb. 7—Orozco and 600 insurgents make an attack on Juarez; result indecisive.

Feb. 10—Federals under Gen. Luque defeated at Mulata.

Feb. 14—Gen. Juan Navarro and 1,000 federal soldiers enter Juarez.

Feb. 15—Gov. Vega of Lower California defeated by revolutionists near Mexicali.

Feb. 27—Insurrectos capture town of Fronteras.

March 6—American troops ordered to department of Texas for "maneuvers."

March 10—Madero's forces renew attack on Col. Cuellar's federals at Cuellar.

March 11—President Diaz orders officials to shoot down persons caught in train wrecking, robbery and brigandage.

March 13—Rioting in Vera Cruz; uprising spreads to states of Coahuila and Morelos.

March 14—Rebels attack town of Ojinaga.

March 24—Members of Mexican cabinet resign in a body.

March 27—New cabinet appointed; Francisco Leon de la Barra minister of foreign relations.

March 27-31—Series of battles near Ures, near San Rafael.

April 3—Ramon Corral, vice-president of Mexico, asks for indefinite leave of absence.

April 6—Peace overtures rejected by Madero; insists on resignation of President Diaz.

April 8—Chamber of deputies votes \$4,000,000 for the "pacification of the country."

April 8—Gen. Starley Williams, with a small force of rebels, attacks 500 Mexican regulars near Mexicali; is wounded by shell (died April 9).

April 12—Peace negotiations begun through Dr. Vasquez Gomez, confidential agent of Maderists.

April 13—Rebels under "Red" Lopez capture Agua Prieta; three men in Douglas, Ariz., killed by stray bullets.

April 17—Fighting at Agua Prieta resumed; six persons in Douglas, Ariz., shot.

April 23—Armistice of five days, effective in district between Juarez and Chihuahua, arranged by Gen. Madero and Gen. Juan Navarro.

April 28—Judge Francisco Carbajal appointed government peace commissioner.

May 2—Continuous fighting in states of Sinaloa and Sonora reported.

May 7—President Diaz issues manifesto to people

of Mexico declaring his intention to resign as soon as peace is restored.
 -May 6—Thirty men killed and sixty injured in attack by insurgents on Juarez.
 May 8—Fort of Acapulco captured by insurgents.
 May 9—Battle at Juarez renewed, five persons shot on American side of Rio Grande.
 May 9—Tijuana in Lower California captured by rebels under Gen. Pryce after a short and severe fight; twenty-five killed and thirty wounded.
 May 9—Battles fought at Saltillo and Concepcion del Oro; losses heavy.
 May 10—Juarez captured by Madero's army; Gen. Juan Navarro made a prisoner; total killed about sixty-five; wounded, 250; Juarez becomes capital of provisional government.
 May 11—Madero names his cabinet.
 May 12—Military preparations to defend the City of Mexico from insurgents.
 May 13—Provisional President Madero arrested by Gen. Pascual Orozco for failing to supply insurgent army with provisions and money; matter is amicably arranged.
 May 13-15—Insurgents win in battle with federals at Torreon.

May 17—President Diaz agrees to peace terms, making complete surrender to insurgents.
 May 21—Gen. Ambrosio Figueroa takes possession of Cuernavaca for the rebels.
 May 21—Officially designated representatives of the Mexican government and the revolutionists sign a peace agreement.
 May 23—Chamber of deputies passes a bill providing for amnesty to political prisoners; new cabinet officially announced.
 May 24—Troops fire upon rioters outside the national palace in Mexico City.
 May 25—Porfirio Diaz resigns the presidency of Mexico; Ramon Corral resigns vice-presidency; Francisco Leon de la Barra chosen provisional president.
 May 26—Provisional President Barra inaugurated.
 May 26—Gen. Diaz leaves Mexico City secretly and proceeds to Vera Cruz; has fight with revolutionists on the way.
 May 31—Gen. Diaz and family sail from Vera Cruz for Spain.
 June 2—Official call issued for the election of presidential electors Oct. 1.
 Oct. 1—Madero elected president.

NEWSPAPERS OF THE UNITED STATES (1911).

[From Ayer's American Newspaper Annual.]

State or ter.	Daily.	Wkly.	Total.*	State or ter.	Daily.	Wkly.	Total.*	State or ter.	Daily.	Wkly.	Total.*
Alabama	26	205	258	Maryland	17	122	182	Porto Rico	11	7	21
Alaska	12	14	27	Massachusetts	87	394	670	Rhode Island	13	26	53
Arizona	18	49	71	Michigan	83	535	738	South Carolina	13	120	177
Arkansas	32	256	310	Minnesota	38	621	731	South Dakota	20	395	433
California	158	495	803	Mississippi	16	213	253	Tennessee	17	234	319
Colorado	47	313	411	Missouri	87	750	995	Texas	93	793	989
Connecticut	37	91	160	Montana	17	121	154	Utah	7	71	37
Delaware	3	26	34	Nebraska	30	541	623	Vermont	10	85	104
Dist. Columbia	6	23	74	Nevada	13	42	57	Virginia	32	174	268
Florida	18	141	170	New Hampshire	11	106	133	Washington	35	287	372
Georgia	26	281	375	New Jersey	50	263	366	West Virginia	33	165	219
Hawaii	6	16	36	New Mexico	6	113	123	Wisconsin	64	532	672
Idaho	11	7	146	New York	208	1,066	1,983	Wyoming	5	57	71
Illinois	181	1,084	1,792	North Carolina	30	209	305				
Indiana	157	536	789	North Dakota	12	333	357	Total in 1911	2,472	16,269	22,806
Iowa	65	787	974	Ohio	172	715	1,145				
Kansas	72	629	742	Oklahoma	55	555	639	Total in 1910	2,467	16,181	22,725
Kentucky	29	234	332	Oregon	29	190	256	Canada (1911)	142	991	1,429
Louisiana	19	166	213	Pennsylvania	212	849	1,402	*Includes newspapers and periodicals of all issues.			
Maine	13	55	136	Philippines	10	5	29				

THE ASSOCIATED

President—Frank B. Noyes, Washington, D. C.
 First vice-president—R. M. Johnston, Houston, Tex.
 Second vice-president—Frank P. MacLennan, Topeka, Kas.
 Secretary and general manager—Melville E. Stone, New York, N. Y.
 Treasurer—J. R. Yonatt, New York, N. Y.
 Directors—Thomas G. Rapier, New Orleans; Picayune; Herman Ridger, New York; Staats Zeitung; Victor F. Lawson, Chicago Daily News; Albert J. Barr, Pittsburgh Post; Clark Howell, Atlanta Constitution; Charles W. Knapp, St. Louis Republic; Frank B. Noyes, Washington Star; Adolph S. Ochs, New York Times; W. L. McLean, Philadelphia Bulletin; Charles H. Taylor, Boston Globe; W. R. Nelson, Kansas City Star; V. S.

PRESS (1911-1912).

McClatchy, Sacramento Bee; A. C. Weiss, Duluth Herald; Charles H. Clark, Hartford Courant; W. I. Cowles, Spokane Spokesman-Review. Executive committee—Frank B. Noyes, Washington; Victor F. Lawson, Chicago; Charles W. Knapp, St. Louis; Charles H. Clark, Hartford; Adolph S. Ochs, New York; W. L. McLean, Philadelphia.

AMERICAN NEWSPAPER PUBLISHERS' ASSOCIATION.

President—Bruce Haldeman, Louisville, Ky.
 Vice-president—Herbert L. Bridgman, Brooklyn, N. Y.
 Secretary—Elbert H. Baker, Cleveland, O.
 Treasurer—William J. Pattison, New York, N. Y.

ASSASSINATION OF PREMIER STOLYPIN.

Peter Stolypin, premier of Russia, was fatally shot by Dmitry Bogrov, a revolutionist, while attending a gala performance at the opera house in Kiev, Thursday, Sept. 14, 1911. Emperor Nicholas was in the theater at the time and witnessed the shooting. Stolypin was wounded twice, one bullet entering his hand and another penetrating the body and lodging near the spine. For two or three days it was thought the premier had a chance of recovering, but peritonitis set in and the end came Monday, Sept. 18, at 10 o'clock in the evening. Bogrov was hanged Sept. 25.

M. Stolypin was 48 years of age and had been premier since 1906. He was unpopular and three attempts to take his life had been made. The most serious was that of Aug. 25, 1906, when his home was wrecked by a bomb and thirty-two persons

were killed and fifty injured, among the latter being the premier's young son and daughter. Stolypin himself escaped without injury. His enemies claimed that in the course of his administration 6,000 persons were executed and 70,000 exiled without trial.

ATTEMPT TO KILL PREMIER BRIAND.

Two revolver shots were fired at Premier Briand of France in the chamber of deputies, Paris, Jan. 17, 1911, but he was unharmed. One of the bullets struck Leon Mirman, an official, and wounded him slightly in the leg. The would-be assassin was a man named Gisolme, formerly clerk of the courts of Bayonne, who had been released only a short time before from an insane asylum, where he had been confined for trying to kill an English consul.

NONCONTIGUOUS POSSESSIONS OF THE UNITED STATES.

THE PHILIPPINE ISLANDS.

The Philippine Islands were ceded to the United States by Spain Dec. 10, 1898. Maj.-Gen. Merritt was the first military governor. He was succeeded in August, 1899, by Maj.-Gen. E. S. Otis, who in turn was followed in May, 1900, by Maj.-Gen. Arthur MacArthur. The last named remained in office until July 4, 1901, when the military authority was transferred to Gen. A. R. Chaffee. By order of the president Gen. Chaffee was relieved of his duties as military governor July 4, 1902, and the office terminated. The Philippine commission was at the same time made the superior authority. Sept. 2 the islands were divided into three military departments, to be known as the department of Luzon, the department of Visayas and the department of Mindanao.

July 1, 1902, congress passed an act providing temporarily for the government of the Philippines, providing for the election by popular vote, two years after a census of the islands had been taken and published, of delegates to an assembly, consisting of not more than 100 members nor less than fifty, apportioned among the provinces as nearly as possible according to population. This assembly should, together with the Philippine commission appointed by the president of the United States, exercise the legislative power heretofore exercised by the commission alone, the members of the commission acting as an upper house and the elected assemblymen as a lower house. The members of the assembly were to hold office two years and annual sessions of the legislature not exceeding ninety days in length were to be held.

The first election was held July 30, 1907, when eighty members of the legislature were chosen, the total vote being 97,803. The first session was formally opened Oct. 16 by William H. Taft, United States secretary of war, the first civil governor of the islands after they came into American possession. Sergio Osmena was elected president.

OFFICIALS AND SALARIES—The Philippine commission consisted in October, 1911, of Prof. Dean C. Worcester of Michigan, W. Cameron Forbes of Massachusetts, Newton W. Gilbert of Indiana, Frank A. Branagan of Ohio, Charles B. Elliott of Minnesota, Rafael Palma, Gregorio Araneta, Jose R. Luzuriaga and Juan Sumulong of the Philippines. The officers in 1911 were:

Governor-General—W. Cameron Forbes.
Vice-Governor—Newton W. Gilbert.
Secretary Interior Department—Dean C. Worcester.
Secretary Finance and Justice—Gregorio Araneta.
Secretary Public Instruction—Newton W. Gilbert.
Secretary of Commerce and Police—Charles B. Elliott.

Executive Secretary—Frank W. Carpenter.

Auditor—William H. Phipps.

Treasurer—J. L. Barrett.

Director of Education—Frank B. White.

Director-General of Posts—C. M. Cotterman.

Attorney-General—Ignacio Villamor.

Collector of Customs—H. B. McCoy.

Chief Justice Supreme Court—Cayetano S. Arellano.

The governor receives \$20,000 a year (\$15,000 as governor-general) and the other American commissioners receive \$15,500 each (\$10,500 being for their services as heads of departments). The commissioners not heads of departments get \$7,500 each. The salaries of other leading officials are: Executive secretary, \$9,000; assistant executive secretary, \$6,000; auditor, \$6,000; collector of customs, \$6,000; attorney-general, \$6,000; chief justice supreme court, \$10,000; associate justices, \$10,000; superintendent of public education, \$6,000; director-general of posts, \$6,000; treasurer, \$6,000.

AREA AND POPULATION—The total land and water area of the Philippine archipelago is 832,968 square miles and the population 7,635,436, according to the census of 1903. Of the inhabitants 6,987,686 are civilized. The population of Manila in 1903 was 219,928. The population of the principal islands was: Bobol, 243,148; Cebu, 592,247; Jolo, 44,718; Leyte, 357,641; Luzon, 3,798,507; Mindanao, 50,601; Mindanao, 499,634, of whom 252,940 are uncivilized; Negros, 460,776 (21,217 uncivilized); Panay, 743,646 (14,933 uncivilized); Samar, 222,690.

PRODUCTS AND CLIMATE—The chief products are hemp, sugar, coffee, tobacco leaf, copra, cigars and indigo. Between 600,000 and 700,000 bales of hemp are exported annually.

The climate of the Philippine islands is considered excellent for the tropics. The mean temperature in Manila ranges from 77 in January to 83 in May. June, July, August and September are the rainy months, March, April and May the hot and dry, and October, November, December, January and February the temperate and dry.

TRADE WITH THE UNITED STATES—The shipments of merchandise from the United States to the Philippines in the fiscal year ended June 30, 1911, amounted in value to \$13,677,802, as compared with \$15,762,905 in 1910. The principal articles sent were: Breadstuffs, \$1,141,347; cotton manufactures, \$4,305,518; iron and steel manufactures, \$4,877,969; mineral oils, \$255,800. The imports amounted in value to \$17,400,398, as compared with \$17,317,897 in 1910. The principal articles imported were: Unmanufactured manilla, \$8,614,603; sugar, \$6,487,291.

IMPORTS AND EXPORTS—The total imports of the Philippine islands in the calendar year 1910 amounted to \$49,719,361; total exports, \$40,628,463.

ISLAND OF PORTO RICO.

Porto Rico, according to the decision of the United States Supreme court in the insular cases May 27, 1901, is a territory appurtenant and belonging to the United States, but not a part of the United States within the revenue clause of the constitution. The island was ceded to the United States by Spain Dec. 10, 1898, and was under military rule until the Foraker law went into effect May 1, 1900. (For the provisions of that law see The Daily News Almanac for 1901.) In accordance with the third section of that act, the legislative assembly of Porto Rico having put into operation a system of local taxation to meet the necessities of government, President McKinley on the 25th of July, 1901—the anniversary of the landing of American troops on the island in 1898—proclaimed free trade between the United States and Porto Rico.

GOVERNMENT—Civil government, under the provisions of the Foraker act, was established May 1, 1900. The upper house consists of eleven members, six of whom are "cabinet" officers appointed by the president; the lower house is made up of thirty-five delegates elected by the people every two years. The governor, who is appointed by the president, has practically the same duties as the governor of any other territory of the United States. The present officers are: Governor, Col. George R. Colton; secretary, M. Drew Carrel; treasurer, Samuel D. Grömer; commissioner of education, Edward Grant Dexter; resident commissioner in the United States, Luis Muñoz Rivera.

AREA AND POPULATION—The area of Porto Rico is about 3,600 square miles and the population, as shown by the census of 1910, is 1,113,012. In 1900 the population was 953,242. Of these 941,751 are natives. The whites number 559,426 and the colored 363,817. The colored are subdivided into 304,352 mestizos, 59,390 negroes and 75 Chinese. The cities having more than 5,000 inhabitants are: San Juan, 43,716; Ponce, 35,005; Mayaguez, 16,563; Arecibo, 9,612; Aguadilla, 6,125; Yauco, 6,589; Caguas, 10,354; Guayama, 8,321.

COMMERCE—For the year ended June 30, 1911, the total domestic exports from Porto Rico to foreign countries were \$5,125,145, and to the United States, \$34,764,007. Foreign imports amounted to \$4,115,039 and imports from the United States amounted to \$33,774,263. Of the exports Spain took \$887,037; Cuba, \$2,989,423; France, \$365,929; Germany, \$66,851; Austria-Hungary, \$369,302.

The leading articles of export are coffee, oranges, brown sugar and tobacco.

TERRITORY OF HAWAII.

Annexed to the United State July 7, 1898.

Created a territory June 14, 1900.

Governor—Walter F. Frear.

Secretary—Henry E. Cooper.

POPULATION—According to the federal census of 1910 the total population of the territory is 191,909.

In 1890 it was 89,950. The only large city is Honolulu, which in 1910 had a population of 52,183.

COMMERCE WITH THE UNITED STATES—The total value of the shipments of merchandise from Hawaii to the United States for the twelve months ended June 30, 1911, was \$41,180,195. Brown sugar was the principal item, amounting to 983,607,458 pounds, valued at \$35,612,387. The other articles of importance were: Coffee, \$346,941; fruits, \$2,173,218; rice, \$250,078. The total value of the shipments of merchandise from the United States to Hawaii was \$21,677,213. The principal articles were: Iron, steel and wood machinery, \$3,525,334; leather and manufactures of, \$590,704; oils, \$1,624,254; provisions, \$897,629; tobacco, \$562,044; lumber and manufactures of wood, \$1,504,900; wines and liquors, \$638,941.

TERRITORY OF ALASKA.

Purchased from Russia in March, 1867.
Organized as noncontiguous territory July 27, 1868.
Made a civil and judicial district June 6, 1900.
Governor—Walter E. Clark.
AREA AND POPULATION—Area, 577,390 square miles; population in 1910, 64,356.

COMMERCE WITH THE UNITED STATES—The total value of the shipments of domestic merchandise from the mainland of the United States to Alaska in the year ended June 30, 1911, was \$15,736,510. The principal articles were: Breadstuffs, \$603,974; manufactures of cotton, \$698,739; eggs, \$378,928; fruits and nuts, \$379,448; manufactures of iron and steel, \$3,759,029; leather manufactures, \$311,029;

meat and dairy products, \$1,910,957; wines and liquors, \$604,329; vegetables, \$489,509; wood and manufactures of, \$765,993. Total value of shipments of domestic merchandise from Alaska to the mainland, \$13,813,824. The main articles were: Copper ore, \$776,497; canned salmon, \$10,288,547; furs, \$394,485.

GOLD SHIPMENTS (1910)—From Alaska to the mainland, \$15,173,008; from the mainland to Alaska, \$759,795 in coin. The total gold and silver shipments, including foreign, to the United States were \$18,899,419.

PANAMA CANAL ZONE.

Acquired by the United States, Feb. 26, 1904.
Area, 474 square miles.

TUTUILA.

Acquired by the United States January, 1960.
Area, including Manua and several other small islands, 79 square miles.
Population, about 4,900.
Pango-Pango harbor acquired by United States in 1872.

Naval Governor—Commander William M. Crose, U. S. N.

GUAM.

Ceded to United States by Spain Dec. 10, 1898.

Area, about 200 square miles.
Population, about 9,000.
First American Governor—Capt. R. P. Leary, U. S. N.
Governor (1911)—Capt. George R. Salisbury, U. S. N.

PRINCIPAL SEAPORTS OF THE WORLD.

Vessel tonnage movement in the foreign trade at the principal ports of the world. From reports compiled by the bureau of statistics, department of commerce and labor, Washington, D. C.

Port.	Year.	Entered.	Cleared.
Aden, Arabia.....	1909	6,973,065	3,055,376
Alexandria, Egypt.....	1909	3,507,638	3,404,970
Antwerp, Belgium.....	1909	11,907,689	11,894,492
Baltimore, Md.....	1910	1,409,917	1,189,230
Barcelona, Spain.....	1908	2,100,000	1,499,000
Bilbao, Spain.....	1908	2,161,000	2,223,000
Bombay, India.....	1909	1,788,970	1,412,538
Bordeaux, France.....	1908	1,822,000	2,022,000
Boston, Mass.....	1910	2,714,382	1,828,887
Bremen, Germany.....	1909	1,296,371	1,218,825
Bremerhaven, Germany.....	1909	1,470,355	1,452,500
Buenos Aires, Arg. Rep.....	1907	4,743,585	3,983,133
Calcutta, India.....	1909	1,368,796	1,659,912
Cape Town, Cape Colony.....	1909	1,659,621	1,525,674
Cardiff, Wales.....	1909	5,774,476	8,888,756
Colombo, Ceylon.....	1909	1,839,591	6,587,023
Constantinople, Turkey.....	1909	13,888,000
Copenhagen, Denmark.....	1908	3,091,000	3,179,000
Dunkirk, France.....	1908	2,156,000	2,109,000
Galveston, Texas.....	1910	875,962	907,867
Genoa, Italy.....	1908	4,471,000	3,791,000
Gibraltar.....	1909	4,896,174	4,857,307
Glasgow, Scotland.....	1909	1,917,144	3,169,916
Hamburg, Germany.....	1909	11,061,941	11,247,191
Havana, Cuba.....	1909	4,134,430	4,115,831
Haar, France.....	1908	3,952,000	4,125,000
Hongkong (Victoria).....	1909	11,150,560	11,194,098
Hull, England.....	1909	3,517,953	3,164,156

*Total entered.

Port.	Year.	Entered.	Cleared.
Kobe, Japan.....	1909	5,375,404	5,355,831
Liverpool, England.....	1909	7,747,994	6,593,994
London, England.....	1909	11,605,698	8,622,316
Marseilles, France.....	1908	7,597,000	7,575,000
Melbourne, Australia.....	1908	530,200	196,419
Moji, Japan.....	1909	3,990,209	4,077,220
Montreal, Canada.....	1910	1,456,465	1,437,293
Nagasaki, Japan.....	1909	2,480,591	2,442,227
Naples, Italy.....	1908	3,276,900	3,410,000
Newcastle, Australia.....	1909	550,447	809,109
New Orleans, La.....	1910	1,832,031	2,103,465
New York, N. Y.....	1910	13,042,818	12,541,903
Odessa, Russia.....	1908	1,283,921	1,192,348
Philadelphia, Pa.....	1910	2,606,097	2,250,489
Puget Sound, Wash.....	1910	1,806,467	2,063,152
Riga, Russia.....	1908	1,294,607	1,338,732
Rio de Janeiro, Brazil.....	1907	3,777,451	3,362,952
Rotterdam, Holland.....	1909	9,217,493	8,902,570
St. Petersburg, Russia.....	1908	1,700,951	1,753,839
San Francisco, Cal.....	1910	912,132	2,250,489
Santos, Brazil.....	1908	2,738,000	2,757,600
Shanghai, China.....	1909	9,622,427	9,400,382
Singapore, Straits Sts.....	1908	6,984,950	6,948,225
Sydney, Australia.....	1909	843,319	743,812
Tampico, Mexico.....	1909	1,201,000	1,173,000
Trieste, Austria.....	1909	2,685,096	2,615,354
Tyne ports, England.....	1909	5,700,405	6,899,023
Valetta, Malta.....	1910	1,765,095	3,750,241
Valparaiso, Chile.....	1905	1,749,000	1,720,000
Vera Cruz, Mexico.....	1909	1,502,000	1,544,000
Vladivostok, Russia.....	1908	647,906	649,023
Yokohama, Japan.....	1909	3,393,289	3,288,431

and cleared.

THE JOHN F. DIETZ CASE.

John F. Dietz, known as the "defender of Cameron dam," was found guilty of murder in the first degree at Hayward, Wis., May 13, 1911, and sentenced to life imprisonment. His wife, Hattie E. Dietz, and his son, Leslie Dietz, were found not guilty. The crime for which John F. Dietz was tried was the killing of Oscar Harp, a deputy sheriff, Oct. 8, 1910. At that time an effort was being made to capture Dietz, against whom several warrants had been issued, and his house at Cameron dam was surrounded by a number of men, of whom Harp was one. Many shots were fired on both sides in the course of a long siege and several men were wounded, including John and Clarence Dietz. John, to save his family from death, finally surrendered. The trouble began in 1904 and grew out of Dietz' refusal to allow the lumber companies operating

in Sawyer county, Wisconsin, to flow logs over the Cameron dam on a quarter section bought by Mrs. Dietz, without paying him the toll he demanded. His defense to the murder charge was that he was trying to defend his home and family from the lumber trust.

JAPANESE ANARCHISTS EXECUTED.

Twelve anarchists, convicted of conspiracy against the throne and the lives of the royal family, were executed in Tokyo, Japan, Jan. 24, 1911. Those put to death included the leader, Kotoku Denjro, and his wife. Twenty-four were condemned to death, but the sentences of twelve were commuted to imprisonment for life. Two others were given terms in prison.



Copyright, Clinedinst, Washington, D. C.
PHILANDER C. KNOX,
 Secretary of State.



Copyright, 1908, by Pack Bros., New York
JAMES S. SHERMAN,
 Vice-President.





Photo by Studens, Chicago
FRANKLIN MAC VEAGH,
 Secretary of the Treasury.



Copyright, 1910, Pack Bros., N. Y.
HENRY L. STIMSON,
 Secretary of War.



Copyright, 1907, by J. E. Purdy & Co., Boston

WILLIAM H. TAFT,
 President.




Copyright, 1908, Clinedinst, Washington, D. C.
GEORGE VON L. MEYER,
 Secretary of the Navy.



[Photo from New York Herald Syndicate]
GEORGE W. WICKERSHAM,
 Attorney-General.



Copyright, 1905, J. C. Strauss, St. Louis
CHARLES NAGEL,
 Secretary of Commerce and Labor.



Copyright, 1908, Clinedinst, Washington, D. C.
JAMES WILSON,
 Secretary of Agriculture.



Copyright, 1910, by Dana Hull.
WALTER L. FISHER,
 Secretary of Interior.



Copyright, Harris & Ewing, Washington, D. C.
FRANK H. HITCHCOCK,
 Postmaster-General.

PRESIDENT, VICE-PRESIDENT AND CABINET.

The National Government.

Corrected to Dec. 20, 1911.

EXECUTIVE DEPARTMENT.

President—William H. Taft (O.).....	\$75,000
Secretary to the President—Dewey Hilles (N. Y.).....	6,000
Vice-President—James S. Sherman (N. Y.).....	12,000
United States District Marshal—Aulick Palmer (D. C.).....	6,000

DEPARTMENT OF STATE.

Secretary—Philander Chase Knox (Pa.).....	\$12,000
Assistant Secretary—Huntington Wilson (Ill.).....	5,000
Second Asst. Secretary—Alvey A. Adee (D. C.).....	4,500
Third Asst. Secretary—Chandler Hale (Me.).....	4,500
Director Consular Service—Wilbur J. Carr (N. Y.).....	4,500
Chief Clerk—William McNeil (Mich.).....	3,000
Counselor for Department—Chandler P. Anderson (N. Y.).....	7,500
Resident Diplomatic Officer—Thomas C. Dawson (Iowa).....	7,500
Solicitor—Joshua R. Clark, Jr. (Utah).....	5,000
Assistant Solicitors—Frederick Van Dyne (N. Y.); Preston D. Richards (Utah), and Edward H. Hart (N. Y.).....	3,000
Law Clerks—Henry Y. Bryan (D. C.) and L. H. Woolsey (N. Y.).....	2,500
Chief of Diplomatic Bureau—Sydney Y. Smith (D. C.).....	2,250
Chief of Consular Bureau—Herbert C. Henssler (O.).....	2,250
Chief of Bureau of Indexes and Archives—John R. Buck (Me.).....	2,100
Chief of Bureau of Accounts and Disbursing Clerk—Thomas Morrison (N. Y.).....	2,300
Chief of Bureau of Bills and Library—John A. Tonner (O.).....	2,500
Chief of Bureau of Appointment—Miles M. Shand (N. J.).....	2,100
Chief of Bureau of Citizenship—Richard W. Flournoy, Jr. (Md.).....	2,100
Chief of Bureau of Trade Relations—John Ball Osborne (Pa.).....	2,100
Translators—John S. Martin Jr. (Pa.) and Wilfred Stevens (Minn.).....	2,100
Private Secretary to Secretary of State—Charles F. Wilson (D. O.).....	2,500
Chief of Division of Latin American Affairs—William T. S. Doyle (Cal.).....	4,500
Chief of Division of Far Eastern Affairs—Ransford S. Miller, Jr. (N. J.).....	4,500

TREASURY DEPARTMENT.

Secretary—Franklin MacVeagh (Ill.).....	\$12,000
Secretary to the Secretary—Francis W. Taylor (Ill.).....	2,500
Assistant Secretary—A. Platt Andrew (Mass.).....	5,000
Assistant Secretary—James F. Curtis (Mass.).....	5,000
Assistant Secretary—Robert O. Bailey (D. C.).....	3,900
Chief Clerk—James L. Wilmeth (Ark.).....	3,900
Chief of Appointment Division—Charles Lyman (Conn.).....	3,000
Chief of Warrants Division—Charles H. Miller (Mass.).....	3,500
Chief of Public Moneys Division—Eugene B. Daskam (Conn.).....	3,000
Chief of Customs Division—Frank M. Halstead (Ore.).....	3,000
Chief of Revenue Cutter Division—E. P. Bertholf (N. J.).....	2,500
Chief of Stationery, Printing and Blanks Division—Frederick F. Weston (Iowa).....	2,500
Chief of Loans and Currency Division—Andrew T. Huntington (Mass.).....	3,000

SUPERVISING ARCHITECT'S OFFICE.

Supervising Architect—James K. Taylor (Pa.).....	4,500
BUREAU OF ENGRAVING AND PRINTING.	
Director—Joseph E. Ralph (Ill.).....	5,000
Assistant Director—Frank E. Ferguson (Md.).....	3,500
Superintendent Engraving Division—John R. Hill (N. Y.).....	4,500

LIFE SAVING SERVICE.

General Superintendent—S. I. Kimball (Me.).....	4,500
Assistant—Oliver M. Maxam (Ind.).....	2,500

REGISTER OF THE TREASURY.

Register—James C. Napier (Tenn.).....	4,000
Assistant—Cyrus F. Adams (Ill.).....	2,500

COMPTROLLER OF THE TREASURY.

Comptroller—Robert J. Tracewell (Ind.).....	5,500
Assistant—Leander F. Mitchell (Ind.).....	4,500
Chief Clerk—C. M. Force (Ky.).....	2,500
Chief Law Clerk—Jared D. Terrell (Mich.).....	2,500

AUDITORS.

Auditor for the Treasury Department—William E. Andrews (Neb.).....	4,000
Chief Clerk—Albion B. Jameson (Pa.).....	2,500
Auditor for War Department—Elton A. Gogswelder (O.).....	4,000
Chief Clerk—Edward B. Leeds (Iowa).....	2,500
Auditor for the Interior Department—Howard C. Shoher (S. D.).....	4,000
Chief Clerk—Preston E. Northup (Pa.).....	2,500
Auditor for the Navy Department—R. W. Tyler (O.).....	4,000
Chief Clerk—Byron J. Price (Wis.).....	2,500
Auditor for the State and Other Departments—Frank H. Davis (Del.).....	4,000
Chief Clerk—Charles H. Butler (Ind.).....	2,500
Auditor for Postoffice Department—Charles A. Kram (Pa.).....	4,000
Chief Clerk—Charles H. Keating (O.).....	2,500

TREASURER OF THE UNITED STATES.

Treasurer—Lee McClung (Ky.).....	6,000
Assistant Treasurer—Gideon C. Bantz (Md.).....	3,600
Deputy Assistant Treasurer—George Fort (Ga.).....	3,200
Supt. Nat. Bank Red. Div.—Thos E. Rogers.....	3,500

COMPTROLLER OF THE CURRENCY.

Comptroller—Lawrence O. Murray (Ill.).....	5,000
Deputy—Thomas P. Kane (D. C.).....	3,000

COMMISSIONER OF INTERNAL REVENUE.

Commissioner—Royal C. Cabell (Va.).....	6,000
Deputy—Robert Williams, Jr. (N. Y.).....	4,000
Deputy—James C. Wheeler (Mich.).....	3,600

DIRECTOR OF THE MINT.

Director—George E. Roberts (Iowa).....	4,500
--	-------

WAR DEPARTMENT.

Secretary—Henry L. Stimson (N. Y.).....	\$12,000
Assistant Secretary—Robert Shaw Oliver (N. Y.).....	5,000
Assistant and Chief Clerk—John C. Scofield.....	4,000
Chief of Staff—Maj.-Gen. Leonard Wood.....	

THE ADJUTANT-GENERAL'S OFFICE.

The Adjutant-General—Maj.-Gen. F. C. Ainsworth.....	
Assistants—Brig.-Gen. W. P. Hall, Cols. H. O. S. Heistand, George Andrews, William A. Simpson, H. P. McCain, James T. Kerr.....	
Chief Clerk—Jacob Frech.....	

INSPECTOR-GENERAL'S DEPARTMENT.

Inspector-General—Brig.-Gen. E. A. Garlington.....	
Assistants—Cols. S. C. Mills, J. L. Chamberlain, George F. C. Chase.....	
Chief Clerk—John D. Parker.....	

JUDGE-ADVOCATE GENERAL'S OFFICE.

Judge-Advocate General—Brig.-Gen. E. H. Crowder.....	
Assistants—Cols. Harvey C. Garbaugh, John A. Hull.....	
Chief Clerk and Solicitor—Lewis W. Cah.....	

SUBSISTENCE DEPARTMENT.

Commissary-General—Brig.-Gen. Henry G. Sharpe.....	
Assistants—Col. Edward E. Dravo, A. L. Smith, James N. Allison.....	
Chief Clerk—Emmet Hamilton.....	

QUARTERMASTER'S DEPARTMENT.

Quartermaster-General—Brig.-Gen. James B. Allison.....	
Assistants—Cols. John L. Clem, George Rublen, William H. Miller, Frederick Von Schrader, F. G. Holston, John B. Bellinger, I. W. Littell, G. S. Bingham.....	
Chief Clerk—Henry D. Saxton.....	

MEDICAL DEPARTMENT.

Surgeon-General—Brig.-Gen. George H. Torney.....	
Assistants—Cols. W. C. Gorgas, John Van H. Hoff, L. M. Maus, L. W. Crampton, D. M. Appell, H. O. Perley, William B. Davis, William W. Gray.....	

L. Brechemu, Louis A. LaGarde, Charles Richard, R. G. Ebert, W. H. Arthur, G. E. Bushnell, H. P. Birmingham.
Chief Clerk—John Wilson.

PAY DEPARTMENT.

Paymaster-General—Brig.-Gen. Charles H. Whipple.
Assistants—Col. George R. Smith, Harry L. Rogers, Webster Vinson.
Chief Clerk—Royall O. Kloeber.

SIGNAL OFFICE.

Chief Signal Officer—Brig.-Gen. James Allen.
Chief Clerk—Herbert S. Flynn.

CORPS OF ENGINEERS.

Chief of Engineers—Brig.-Gen. William H. Bixby.
Chief Clerk—P. J. Dempsey.

PUBLIC BUILDINGS AND GROUNDS.

Officer in Charge—Col. Spencer Coshy.

ORDNANCE DEPARTMENT.

Chief of Ordnance—Brig.-Gen. William Crozier.
Chief Clerk—John J. Cook.

BUREAU OF INSULAR AFFAIRS.

Chief of Bureau—Brig.-Gen. Clarence R. Edwards.
Assistants—Col. Frank McIntyre, Maj. George H. Shelton.
Chief Clerk—Adolphus D. Wilcox.

NAVY DEPARTMENT.

Secretary—George Von L. Meyer (Mass.).....\$12,000
Assistant Secretary—Beekman Winthrop (N. Y.) 5,000
Aids—Rear-Admirals Richard Wainwright, William P. Potter and Charles E. Vreeland; Capt. Frank F. Fletcher, Com. Philip Andrews.

GENERAL BOARD.

President, Admiral of the Navy George Dewey; Rear-Admiral Raymond P. Rodgers; Rear-Admiral Richard Wainwright; Rear-Admiral Newton E. Mason; Capt. William J. Maxwell, Capt. Bradley A. Fiske, Capt. Frank F. Fletcher, Capt. Templin M. Potts; Capt. Spencer S. Wood, secretary.

ARMY AND NAVY JOINT BOARD.

President, Admiral of the Navy George Dewey; Rear-Admiral Richard Wainwright, Capt. Templin M. Potts, Capt. Bradley A. Fiske.

NAVAL WAR COLLEGE, NEWPORT, R. I.

President, Rear-Admiral Raymond P. Rodgers, Staff: Capt. James H. Oliver, Commanders Frank K. Hill, Newton A. McCully, William V. Pratt; Lieutenant-Commanders Carl T. Vogelsang, Walter S. Turpin; Major of Marines Robert H. Dunlap.

BUREAU OF YARDS AND DOCKS.

Chief Civil Engineer—R. C. Hollyday.
Civil Engineers—L. M. Cox, Paul L. Reed, W. H. Allen, Joseph S. Schultz, Carl A. Carlson.

BUREAU OF NAVIGATION.

Chief, Rear-Admiral Reginald F. Nicholson; assistant, Commander Henry B. Wilson; Commanders Thomas Washington, Hemy A. Wiley, William K. Harrison, Lieutenant-Commander W. R. Sexton and Lieut. Theodore G. Elyson.

BUREAU OF ORDNANCE.

Chief, Rear-Admiral Nathan C. Twining; assistant, Commander Edward E. Capedart; Capt. A. L. Norton; Lieutenant-Commanders Robert R. D. Hasbrouck, O. P. Jackson, Luther Overstreet; Lieuts. W. L. Pryor, Byron A. Long and John W. Timmons.

BUREAU OF CONSTRUCTION AND REPAIR.

Chief Constructor—Richard M. Watt.
Naval Constructors—J. H. Linnard, D. W. Taylor, D. C. Nutting, Jr., S. F. Smith, H. Williams, R. H. Robinson, W. McEntee and Capt. William P. Halsey.
Assistant Naval Constructors—Lewis B. McBride and George S. Radford.

BUREAU OF STEAM ENGINEERING.

Engineer-in-Chief, Hutch I. Cone; assistant, Capt. William F. Halsey (retired); Naval Constructors David W. Taylor, Stuart F. Smith, R. H. Robinson, William G. Du Bose, William McEntee.

BUREAU OF SUPPLIES AND ACCOUNTS.

Chief, Paymaster-General T. J. Cowie; assistant, Pay Inspector Joseph J. Cheatham; Paymasters

T. W. Lentze, D. M. Addison, John D. Robnett, F. G. Pyne, J. S. Higgins, S. E. Barber; Passed Assistant Paymaster R. W. Schumann.

BUREAU OF MEDICINE AND SURGERY.

Chief, Surgeon-General Charles F. Stokes; assistant, Surgeon W. C. Braisted; Surgeons Adrian R. Alfred, A. W. Dumar, T. W. Richards, J. C. Pryor, Robert E. Ledbetter; Pharmacists Paul J. Waldner, C. E. Alexander and Oscar G. Ruge.

OFFICE OF THE JUDGE-ADVOCATE GENERAL.

Judge-advocate general of the navy, Capt. Robert L. Russell; Commanders W. O. Hulme and B. W. Wells; Lieutenant-Commander E. R. Pollock; Lieutenants Robert Henderson, F. B. Freyer, W. B. Woodson; Captain of Marines A. E. Harding and First Lieutenants of Marines Arthur P. Crist and Jesse F. Dyer.

OFFICE OF NAVAL INTELLIGENCE.

Chief, Capt. Templin M. Potts; Lieutenant-Commanders H. H. Whittlesy (retired), P. Symington, John V. Klemann and H. P. McIntosh; Lieut. William N. Jeffers, Major of Marines Dion Williams.

HYDROGRAPHIC OFFICE.

Hydrographer, Capt. John J. Knapp; Lieutenant-Commander William L. Littlefield.

NAVAL EXAMINING BOARD.

President, Rear-Admiral Giles B. Harber; Capts. W. M. Parks, W. B. Caperton and Clifford J. Boush.

NAVAL MEDICAL EXAMINING BOARD.

Medical Directors—Frank Anderson, president; William R. Du Bose, James E. Gardner.

NAVAL RETIRING BOARD.

President, Rear-Admiral Giles B. Harber; Capt. W. B. Caperton, Capt. C. J. Boush, Medical Directors L. E. Heneberger, Frank Anderson.

NAVAL OBSERVATORY.

Superintendent, Capt. Ten Eyck D. W. Veeder; Lieutenant-Commanders Edward McCauley, Jr., Cyrus R. Miller.

Professors of Mathematics—M. Updegraff, W. S. Eichelberger, F. B. Littell, Asaph Hall and Guy K. Calhoun.

BOARD OF INSPECTION AND SURVEY FOR SHIPS.

Capt. William S. Smith, Thomas Snowden; Naval Constructor George H. Rock, Commander Charles F. Hughes (recorder).

UNITED STATES NAVAL MEDICAL SCHOOL.

Medical Director, Henry G. Beyer, commanding; Surgeons E. M. Shipp, J. C. Pryor, R. Spear; Passed Assistant Surgeons Heber Butts, Phillip E. Garrison, M. E. Higgins; Pharmacist E. R. Noyes.

NAVAL DISPENSARY.

Passed Assistant Surgeon John L. Nielson.
GENERAL INSPECTORS OF PAY CORPS.
Paymaster—Walter R. Izard.

HEADQUARTERS MARINE CORPS.

Major-General Commandant—William P. Biddle.
Aids—Capts. D. P. Hall and William G. Fay.
Adjutant and Inspector—Lieut.-Col. Henry C. Haines.
Assistant Adjutant and Inspector—Maj. Albert S. McLemore.

Quartermaster—Lieut.-Col. Charles L. McCauley.
Assistant Quartermasters—Maj. W. B. Lemley, Capts. H. L. Matthews, Percy F. Archer, Bennett Puryear, Jr.

Paymaster—Col. George Richards.
Assistant Paymaster—Capt. David B. Wills.

DEPARTMENT OF COMMERCE AND LABOR.

Secretary—Charles Nagel (Mo.).....\$12,000
Assistant Secretary—Benjamin S. Cable (Ill.) 5,000
Chief Clerk and Superintendent—Robert M. Pindell, Jr. (Md.)..... 3,000

BUREAU OF MANUFACTURES.

Chief—Albertus H. Baldwin (Conn.)..... 4,000
Asst. Chief—David A. Skinner (Porto Rico).. 2,500

BUREAU OF CORPORATIONS.

Commissioner—Herbert Knoux Smith (Conn.).. 5,000
Deputy Commissioner—Luther Conant, Jr. (N. Y.)..... 3,500

BUREAU OF LABOR.

Commissioner—Charles P. Neill (D. C.)..... 5,000
Chief Statistician and Chief Clerk—G. W. W. Hanger (Miss)..... 3,000

BUREAU OF LIGHTHOUSES.

Commissioner—G. R. Putnam (Iowa).....	\$5,000
Deputy Commissioner—Arthur V. Conover (N. J.).....	4,000

BUREAU OF CENSUS.

Director—Edward Dana Durand (Cal.).....	7,000
Assistant Director—R. P. Falkner (D. C.).....	5,000
Chief Clerk—Volz V. Viles (Mo.).....	3,000

COAST AND GEODETIC SURVEY.

Superintendent—O. H. Tittmann (Mo.).....	6,000
Assistant—F. W. Perklas (N. J.).....	4,000

BUREAU OF STATISTICS.

Chief—Oscar P. Austin (D. C.).....	4,000
Chief Clerk—Gustavus A. Weber (Mo.).....	2,250

STEAMBOAT INSPECTION SERVICE.

Supervising Inspector-General—George Uhler (Pa.).....	4,000
Chief Clerk—Dickerson N. Hoover, Jr. (D. C.).....	2,000

BUREAU OF FISHERIES.

Commissioner—George M. Bowers (W. Va.)..	6,000
Deputy Commissioner—H. M. Smith (D. C.)..	3,500

BUREAU OF NAVIGATION.

Commissioner—E. T. Chamberlain (N. Y.)....	4,000
Deputy Commissioner—Arthur J. Tyrer (Wash.)	2,400

BUREAU OF IMMIGRATION AND NATURALIZATION.

Commissioner-General—Daniel J. Keefe (Mich.)	5,000
Asst. Commissioner—Gen. F. H. Larned (Md.)	3,500

BUREAU OF STANDARDS.

Director—S. W. Stratton (Ill.).....	6,000
Secretary—H. D. Hubbard (Ill.).....	2,200

POSTOFFICE DEPARTMENT.

Postmaster-Gen'l—F. H. Hitchcock (Mass.)..	\$12,000
Chief Clerk and Superintendent—Theodore L. Weed (Conn.).....	4,000
Private Secretary to Postmaster-General (Vacancy).....	2,500
Assistant to Chief Clerk—Arthur L. Davis (Ill.).....	2,000
Assistant Attorney-General for the P. O. D.— Russell P. Goodwin (Ill.).....	5,000
Assistant Attorney—Paul N. Keyser (Iowa)..	2,750
Purchasing Agent—John A. Holmes (D. C.)..	4,000
Chief Clerk to Purchasing Agent—William L. K. Barrett (Md.).....	2,000
Chief Postoffice Inspector—Robert S. Sharp (Tenn.).....	4,000
Chief Clerk, Division Postoffice Inspectors— John W. Johnston (N. Y.).....	2,000
Appointment Clerk—George S. Paul (O.)....	2,000
Disbursing Clerk—William M. Mooney (O.)..	2,250

OFFICE FIRST ASSISTANT POSTMASTER-GENERAL.

First Assistant Postmaster-General—Charles P. Grandfield (Mo.).....	5,000
Chief Clerk—E. T. Bushnell (Conn.).....	2,500
Superintendent of Salaries and Allowances— John C. Coons (Md.).....	4,000
Assistant Superintendent of Salaries and Al- lowances—Charles H. Trotter (W. Va.).....	2,250
Superintendent Division Appointments—Ray- sard Wyman (Mich.).....	3,000
Assistants Division Appointments—Simon E. Sullivan (Md.), E. W. Ford (N. Y.).....	2,300
Superintendent City Free Delivery Service— W. R. Spillman (Kas.).....	3,000
Assistant Superintendent City Free Delivery Service—D. W. Duncan (Pa.).....	2,000

OFFICE SECOND ASSISTANT POSTMASTER-GENERAL.

Second Assistant Postmaster-General—Joseph Stewart (Mo.).....	5,000
Chief Clerk—John H. Holyday (O.).....	2,500
Superintendent of Railway Adjustments— Charles H. McBride (N. Y.).....	3,000
Assistant Superintendent of Railway Adjust- ments—George E. Bandel (Md.).....	2,250
Superintendent Division Miscellaneous Trans- portation—Frank A. Hornaday (Tex.).....	2,000
Superintendent Division Mail Equipment— Thomas P. Graham (N. Y.).....	2,000
General Superintendent Railway Mail Service —Theodore Ingalls (Ky.).....	4,000
Assistant General Superintendent Railway Mail Service—George F. Stone (N. Y.).....	3,500
Chief Clerk Railway Mail Service—A. A. Fisher (Vt.).....	2,000

Superintendent Foreign Mails—Basil Miles (Pa.)	\$3,000
Assistant Superintendent Foreign Mails—Ed- win Sands (N. Y.).....	2,500
Assistant Superintendent Foreign Mails—R. L. Maddox (Ky.).....	2,000

OFFICE THIRD ASSISTANT POSTMASTER-GENERAL.

Third Assistant Postmaster-General—James T. Britt (N. C.).....	5,000
Chief Clerk—Clarence B. Hurrey (N. J.)....	2,500
Superintendent of Money Order Division—Ed- ward F. Kimball (Mass.).....	3,500
Chief Clerk of Money Order Division—Frank H. Rainey (D. C.).....	2,250
Superintendent Registry System—Clarence H. Buckler (Md.).....	2,500
Superintendent Division of Finance—Charles H. Fullaway (Pa.).....	2,250
Superintendent Division of Stamps—William C. Fitch (N. Y.).....	2,750
Superintendent Classification Division—Wil- liam C. Wood (Kas.).....	2,750
Chief Redemption Division—Edward McCau- ley (D. C.).....	2,000
Stamped Envelope Agent—William W. Barre (Neb.).....	2,500

OFFICE FOURTH ASSISTANT POSTMASTER-GENERAL.

Fourth Assistant Postmaster-General—P. V. DeGraw (Pa.).....	5,000
Chief Clerk—George L. Wood (Md.).....	2,500
Superintendent Rural Mails—George G. Thom- son (Mich.).....	3,000
Assistant Superintendent Div. Rural Mails— E. P. Rhoderick (Ill.).....	2,000
Chief Clerk Div. Rural Mails—Robert H. Prender (D. C.).....	2,000
Superintendent of Postoffice Supplies—James B. Cook (Md.).....	2,500
Superintendent Dead Letter Office—James R. Vogel (Pa.).....	2,750
Chief Clerk Dead Letter Office—Charles N. Dulzell (N. Y.).....	1,800
Topographer—A. von Haake (N. Y.).....	2,750

OFFICE OF AUDITOR FOR POSTOFFICE DEPARTMENT.

Auditor—Charles A. Kram (Pa.).....	5,000
Assistant and Chief Clerk—Charles H. Keat- ing (O.).....	3,000
Law Clerk—Faber Stevenson (O.).....	3,000
Chief Division of Postmasters' Accounts—T. H. Sweeney (Minn.).....	2,250
Chief Division of Warrant Payments—D. N. Burbank (N. Y.).....	2,250
Chief Division of Money Order Auditing—W. H. Wanamaker (Minn.).....	2,250
Chief Division of Money Order Assorting— Charles F. Cummins (Va.).....	2,250

DEPARTMENT OF JUSTICE.

Attorney-General—G. W. Wickersham (N. Y.)	\$12,000
Secretary to Attorney-General—Frank Cole, (N. Y.).....	3,000
Solicitor-General—Fred'k W. Lehmann (Mo.)..	7,500
Assistant Attorney-General—John Q. Thomp- son (Kas.).....	5,000
Assistant Attorney-General—William R. Harr (D. C.).....	5,000
Assistant Attorney-General (Department of Interior)—Charles W. Cobb (Cal.).....	5,000
Assistant Attorney-General—Winfred T. Den- ison (N. Y.).....	5,000
Assistant Attorney-General—Ernest Knaebel (O.).....	5,000
Assistant Attorney-General—William H. Lewis (Mass.).....	5,000
Solicitor for Department of State—J. Reuben Clark, Jr. (Utah).....	4,500
Attorney in Charge of Titles—Reeves T. Strickland (N. Y.).....	2,700
Chief Clerk and Superintendent of Building —Orin J. Field (Kas.).....	3,000
Disbursing Clerk—James H. Mackey (Col.)..	2,750
Appointment Clerk—Chas. B. Sornborger (Vt.)	2,000
Attorney in Charge of Pardons—James A. Finch (N. Y.).....	2,750
Solicitor of Treasury (Treasury Department) —William T. Thompson (Neb.).....	5,000
Assistant Solicitor—Felix A. Reeve (Tenn.)..	3,000
Chief Clerk Solicitor's Office (Treasury De- partment)—Charles F. Vroman (Iowa).....	2,000

Solicitor (Department Commerce and Labor)—Charles Earl (Md.).....	\$5,000
Assistant Attorney-General (Postoffice Department)—Russell P. Goodwin (Ill.).....	5,000
Solicitor Internal Revenue—Fletcher Maddox (Mont.).....	4,500
Superintendent of Prisons and Prisoners—Robert V. LaDow (N. Y.).....	3,000
Chief Examiner—Stanley W. Finch (N. Y.).....	2,750
Chief of Division of Accounts—John J. Glover (O.).....	2,500

INTERIOR DEPARTMENT.

Secretary—Walter L. Fisher (Ill.).....	\$12,000
First Assistant Secretary—Samuel Adams (Ill.).....	5,000
Assistant Secretary—Carmel A. Thompson (O.).....	4,500
Chief Clerk—Clement S. Ecker (O.).....	4,000
Asst. Attorney-General—Chas. W. Cobb (Cal.).....	5,000

GENERAL LAND OFFICE.

Commissioner—Fred Dennett (N. D.).....	5,000
Asst. Commissioner—Samuel V. Proudit (Ia.).....	3,500
Chief Clerk—Frank Bond (Wyo.).....	2,500

OFFICE OF INDIAN AFFAIRS.

Commissioner—Robert G. Valentine (Mass.)..	5,000
Asst. Commissioner—Fred H. Abbott (Neb.)..	3,000
Second Assistant Commissioner—Charles M Hauke (Wash.).....	2,750

PENSION OFFICE.

Commissioner—James L. Davenport (N. H.)..	5,000
First Deputy Com'r—Leander Stillwell (Kas.)	3,600
Second Assistant Commissioner—Leverett M. Kelley (Ill.).....	3,600
Chief Clerk—Charles C. Stouffer (Pa.).....	2,500
Medical Referee—Charles F. Whitney (Ill.)...	2,000

PATENT OFFICE.

Commissioner—Edward B. Moore (Mich.).....	5,000
First Assistant Commissioner—Cornelius C. Billings (Vt.).....	4,500
Assistant Commissioner—Frederick A. Tennant (N. Y.).....	3,500
Chief Clerk—William F. Woolard (Ill.).....	3,000

BUREAU OF EDUCATION.

Commissioner—Phllander P. Claxton (Tenn.)..	5,000
Chief Clerk—Lewis A. Kolbach (Pa.).....	2,000

GEOLOGICAL SURVEY.

Director—George Otis Smith (Me.).....	6,000
Chief Clerk—Henry C. Ilzer (Kas.).....	2,500

RECLAMATION SERVICE.

Director—Frederick H. Nowell (Pa.).....	7,500
Chief Engineer—Arthur P. Davis (Kas.).....	6,000
Chief Clerk—Edwin G. Paul (Pa.).....	2,400

BUREAU OF MINES.

Director—Joseph A. Holmes (N. C.).....	6,000
Chief Clerk—Van H. Manning (Miss.).....	2,500

DEPARTMENT OF AGRICULTURE.

Secretary—James Wilson (Iowa).....	\$12,000
Assistant Secretary—W. M. Hays (Minn.).....	5,000
Solicitor—George P. McCabe (Utah).....	5,000
Chief Clerk—C. C. Clark (Pa.).....	3,000
Appointment Clerk—R. W. Roberts (Ill.).....	2,000
Private Secretary to Secretary of Agriculture—Robert M. Beese (Md.).....	2,500
Chief of Weather Bureau—W. L. Moore (Ill.)	6,000
Chief of Bureau of Animal Industry—Alonzo D. Melvin (Ill.).....	5,000
Statistician—Victor H. Olmsted (N. C.).....	4,000
Statistical Scientist in Charge of Investigations of Production and Distribution—George K. Holmes (Mass.).....	3,000
Chemist—H. W. Wiley (Ind.).....	5,000
Entomologist—L. O. Howard (N. Y.).....	4,500
Chief of Biological Survey—F. W. Henshaw (Mass.).....	3,500
Chief of Forest Service—Henry S. Graves (Conn.).....	5,000
Chief of Bureau of Soils—Milton Whitney (Md.).....	4,000
Director Office of Experiment Stations—A. C. True (Conn.).....	4,500
Chief Division of Accounts and Disbursements—A. Zappono (D. C.).....	3,750
Editor—Joseph A. Arnold (Ind.).....	3,250
Chief Bureau of Plant Industry (in charge of Seed Distribution)—B. T. Galloway (Mo.)..	5,000
Botanist—F. Coville (N. Y.).....	3,500
Pomologist—G. B. Brackett (Iowa).....	3,246
Agriculturist—William J. Spillman (Wash.)..	4,000
Director of Public Roads—L. W. Page (Mass.)	4,000

INDEPENDENT BUREAUS.

GOVERNMENT PRINTING OFFICE.

Public Printer—S. B. Donnelly (N. Y.).....	5,500
Deputy Public Printer—Henry T. Brian (Md.)	4,500
Superintendent of Work—John R. Berg (Neb.)	3,600
Supt. of Documents—August Donath (Pa.).....	3,500
Purchasing Agent—Edward S. Moores (Wis.)..	3,600

UNITED STATES CIVIL SERVICE COMMISSION.

Commissioners—John C. Black (Ill.), president (\$4,500); John A. McElhenny (La.), William S. Washburn (N. Y.).....	4,000
Chief Examiner—George R. Wales (Vt.).....	3,000
Secretary—John T. Doyle (N. Y.).....	2,500

INTERSTATE COMMERCE COMMISSION.

Chairman—Judson C. Clements (Ga.).....	10,000
Charles A. Prouty (Vt.).....	10,000
Franklin K. Lane (Cal.).....	10,000
Edgar E. Clark (Iowa).....	10,000
James S. Harlan (Ill.).....	10,000
Charles C. McChord (Ky.).....	10,000
Balthasar H. Meyer (Wis.).....	10,000
Secretary—(Vacancy).....	5,000

INTERNATIONAL AND NATIONAL COMMISSIONS

Alaskan Boundary Delimitation—Commissioner for the United States, O. H. Tittman; for Great Britain, Dr. Frederick King.

International Waterways—Members of commission, George Clinton, Oswald H. Ernst and Eugene E. Haskell for the United States; George C. Gibbons, Louis A. Costa and William J. Stewart for Great Britain.

Prison—Commissioner on the part of the United States, Charles E. Henderson, University of Chicago.

International Institute of Agriculture at Rome, Italy—American member of permanent committee, David Lubin.

Commissioners-General to the Tokyo Exposition—Frederick J. V. Skiff, Illinois; Francis D. Millet, New York; secretary, John Callan O'Laughlin, Washington, D. C.

Commissioner-General to International Exposition of Art and History, Rome, 1911—Harrison S. Morris, Pennsylvania.

Commissioner-General to International Exposition of Industry and Labor, Turin, Italy, 1911—Francis B. Loomis, Ohio.

International Fisheries Commission—Commissioner for the United States, Barton W. Everman, In-

diana; for Great Britain, Edward E. Prince.

United States and Mexican Water Boundary, No. 2 Dupont circle, Washington, D. C.—Commissioner on the part of the United States, Brig. Gen. Anson Mills; on the part of Mexico, Senor Don Fernando Beltran y Buga; secretary of the United States commission, W. Keblinger; secretary of the Mexican commission, Senor Don Manuel W. Velarde.

St. John River Joint Commission—For the United States, George A. Murchie and Peter Keegan; for Great Britain, Alexander P. Barnhill and John King.

International Office of Public Health at Paris, France—Representative of the United States, Surgeon H. D. Geddings of the public health and marine hospital service.

International Opium Conference at The Hague—Delegates from the United States: Rev. Charles H. Brent, chairman; Hamilton Wright, M. D., Maine; Henry J. Finger, California; secretary, Frederick L. Huldekoper, Washington, D. C.

Perry's Victory Centennial Commission, Put-in-Bay, 1913—Members of commission: Joseph Warren Keifer, Ohio; Lieut.-Gen. Nelson Miles, U. S. A., retired; Rear-Admiral Charles E. Clark, U. S. N., retired.

The Federal Judiciary.

SUPREME COURT.

Chief Justice—Edward D. White, Louisiana.....	1910
Associate Justices—Joseph R. Lamar, Georgia.....	1910
Joseph McKenna, California.....	1898
Oliver W. Holmes, Massachusetts.....	1902
William R. Day, Ohio.....	1903
Horace H. Lurton, Tennessee.....	1909
Charles E. Hughes, New York.....	1910
Willis Van Devanter, Wyoming.....	1910
Clerk—J. H. McKenney, District of Columbia.....	1890
Marshal—J. M. Wright, Kentucky.....	1888
Reporter—C. H. Butler, New York.....	1902
Salaries: Chief Justice, \$15,000; justices, \$14,500;	
clerk, \$6,000; marshal, \$3,500; reporter, \$4,500.	
*Appointed associate justice, 1894.	

COURT OF CLAIMS.

Salaries of judges, \$6,000 each; chief justice, \$6,500.	
Chief Justice—S. J. Peelle, Indiana.....	1906
Judges—Fenton W. Booth, Illinois.....	1905
Samuel S. Barney, Wisconsin.....	1906
C. B. Howry, Mississippi.....	1897
George W. Atkinson, West Virginia.....	1906

COURT OF CUSTOMS APPEALS.

(Act of Aug. 5, 1909, and Feb. 25, 1910.)	
Presiding Judge—Robert M. Montgomery, Mich.....	1910
Associate Judges—James F. Smith, California.....	1910
Orlon M. Barber, Vermont.....	1910
Marion De Vries, California.....	1910
George E. Martin, Ohio.....	1911
Marshal—Frank H. Briggs, Maine.....	1911
Clerk—Arthur B. Shelton, Dist. of Columbia.....	1910
Salaries: Judges, \$7,000 each; marshal, \$3,000;	
clerk, \$2,500.	

COMMERCE COURT.

(Act of June 18, 1910.)	
Judges—Martin A. Knapp, New York.....	1910
Robert W. Archbald, Pennsylvania.....	1911
William H. Hunt, Montana.....	1911
John Emmett Carland, South Dakota.....	1911
Julian W. Mack, Illinois.....	1911
Marshal—Frank J. Starek, Ohio.....	1911
Clerk—G. F. West, Virginia.....	1911
Salaries: Judges of the Commerce court get \$7,000 a	
year each as Circuit court judges and \$1,500 addi-	
tional for expenses in Washington, where the	
court sits. The clerk gets \$4,000 and the marshal	
\$2,000 a year.	

CIRCUIT COURTS OF APPEALS.

FIRST CIRCUIT—Judges: Mr. Justice Oliver W. Holmes; circuit judges, Le Baron B. Colt, W. L. Putnam, William Schofield; district judges, Clarence Hale, Arthur L. Brown, Edgar Aldrich, Frederic Dodge.	
SECOND CIRCUIT—Judges: Mr. Justice Charles E. Hughes; circuit judges, E. H. Lacombe, Henry G. Ward, Alfred C. Cox, Walter C. Noyes, Martin A. Knapp; district judges, James P. Platt, George E. Adams, George C. Holt, George W. Ray, John R. Hazel, Charles M. Hough, Thomas I. Chaffield, Learned Hand, Van V. Veeder, James L. Martin.	
THIRD CIRCUIT—Judges: Mr. Justice Horace H. Lurton; circuit judges, George Gray, Joseph Buffington, William M. Lanning, Robert W. Archbald; district judges, John B. McPherson, Edward G. Bradford, Joseph Cross, James B. Holland, James S. Young, John Rellstab, Charles P. Orr, Charles B. Witmer.	
FOURTH CIRCUIT—Judges: Mr. Chief Justice Edward D. White; circuit judges, Jeter C. Pritchard, Nathan Goff; district judges, Benjamin F. Keller, Henry G. Connor, James E. Boyd, T. J. Morris, Edmund Waddill, Jr., H. Clay McDowell, Alston G. Dayton, John C. Rose, Henry A. M. Smith.	
FIFTH CIRCUIT—Judges: Mr. Justice Joseph R. Lamar; circuit judges, D. A. Pardee, A. P. McCormick, David D. Shelby; district judges, W. T. Newman, Emory Spear, J. W. Locke, Thomas G. Jones, H. T. Toulmin, H. C. Niles, Aleck Boarman, Edward R. Meek, T. S. Maxey, Walter T. Burns, William I. Grubb, Rufus E. Foster, William B. Sheppard, Gordon Russell.	

SIXTH CIRCUIT—Judges: (Vacancy); circuit judges, Arthur C. Denison, Loyal E. Knappen, John W. Warrington; district judges, Walter Evans, A. M. J. Cochran, John E. McCall, John E. Sater, Edward T. Sanford, Clarence W. Seasons, J. M. Killits, H. C. Hollister, Alexis E. Angell, William L. Day.

SEVENTH CIRCUIT—Judges: Mr. Justice William R. Day; circuit judges, Francis E. Baker, William H. Seaman, C. C. Kohlsaat, Julian W. Mack; district judges, Albert B. Anderson, J. Otis Humphrey, K. M. Landis, A. L. Sanborn, Francis M. Wright, George A. Carpenter.

EIGHTH CIRCUIT—Judges: Mr. Justice Willis Van Devanter; circuit judges, W. H. Sanborn, William C. Hook, Elmer B. Adams, Walter I. Smith; district judges, William H. Munger, Smith McPherson, Page Morris, Jacob Tricber, J. A. Riner, Charles F. Amidon, John A. Marshall, Henry T. Reed, J. C. Pollock, J. R. McFie, F. W. Parker, W. H. Pope, Ira A. Abbott, D. P. Dyer, T. C. Munger, R. E. Campbell, J. H. Cotteral, Robert E. Lewis, Charles A. Willard, A. S. Van Valkenburgh, E. R. Wright, M. C. Mechem, C. J. Roberts, Frank A. Youmaus, James D. Elliott.

NINTH CIRCUIT—Judges: Mr. Justice Joseph McKenna; circuit judges, E. M. Ross, William B. Gilbert, W. W. Morrow, William H. Hunt; district judges, J. J. DeHaven, O. Wellborn, C. H. Hanford, Sanford B. Dole, Edward Kent, F. M. Doan, J. H. Campbell, John T. De Bolt, W. J. Robinson, J. A. Matthewman, C. F. Parsons, J. Hardy, C. E. Wolverton, William C. Van Fleet, B. S. Farrington, F. S. Dietrich, R. S. Bean, G. Donworth, T. R. Lyons, E. E. Cushman, F. M. Doe, E. W. Lewis, A. Perry, W. L. Whitney, S. B. Kingsbury, C. D. Muraue, Peter D. Overfield, Henry E. Cooper, A. G. M. Robertson, Charles F. Clemons, Frank H. Rudkin.

CIRCUIT COURT JUDGES.

Salaries of circuit judges, \$7,000 each.	
FIRST JUDICIAL CIRCUIT—Districts of Maine, New Hampshire, Massachusetts, Rhode Island. Circuit judges, Le Baron B. Colt, Providence, R. I., July 5, 1884; W. L. Putnam, Portland, Me., March 17, 1892; William Schofield, Boston, Mass., June 6, 1911.	
SECOND JUDICIAL CIRCUIT—Districts of Vermont, Connecticut, New York. Circuit judges, E. H. Lacombe, New York, N. Y., May 26, 1887; Alfred C. Cox, New York, N. Y., June 3, 1902; Henry G. Ward, New York, N. Y., Dec. 17, 1907; Walter C. Noyes, New London, Conn., Dec. 18, 1907; Martin A. Knapp, Washington, D. C., Dec. 20, 1910.	
THIRD JUDICIAL CIRCUIT—Districts of New Jersey, Pennsylvania, Delaware. Circuit judges, Joseph Buffington, Pittsburg, Pa., Sept. 25, 1906; William M. Lanning, Trenton, N. J., May 18, 1909; George Gray, Wilmington, Del., Dec. 18, 1893; Robert W. Archbald, Washington, D. C., Jan. 31, 1911.	
FOURTH JUDICIAL CIRCUIT—Districts of Maryland, Virginia, West Virginia, North Carolina, South Carolina. Circuit judges, Nathan Goff, Clarksville, Va., March 17, 1892; Jeter C. Pritchard, Asheville, N. C., April 27, 1904.	
FIFTH JUDICIAL CIRCUIT—Districts of Georgia, Florida, Alabama, Mississippi, Louisiana, Texas. Circuit judges, Don A. Pardee, Atlanta, Ga., May 13, 1881; A. P. McCormick, Dallas, Tex., March 17, 1892; D. D. Shelby, Huntsville, Ala., March 2, 1899.	
SIXTH JUDICIAL CIRCUIT—Districts of Ohio, Michigan, Kentucky, Tennessee. Circuit judges, Arthur C. Denison, Grand Rapids, Mich., Oct. 3, 1911; John W. Warrington, Cincinnati, O., March 16, 1909; Loyal E. Knappen, Grand Rapids, Mich., Jan. 31, 1910.	
SEVENTH JUDICIAL CIRCUIT—Districts of Indiana, Illinois, Wisconsin. Circuit judges, Francis E. Baker, Indianapolis, Ind., Jan. 21, 1902; William H. Seaman, Sheboygan, Wis., March 1, 1905; Christian C. Kohlsaat, Chicago, Ill., March 18, 1906; Julian W. Mack, Washington, D. C., Jan. 31, 1911.	

SOUTH DAKOTA.....	James D. Elliott.....	Sloux Falls.....	June 7, 1911
TENNESSEE—Eastern and Middle Districts.....	Edward T. Sanford.....	Knoxville.....	May 18, 1908
Western District.....	John E. McCall.....	Memphis.....	Jan. 17, 1905
TEXAS—Eastern District.....	Gordon Russell.....	Tyler.....	June 6, 1910
Western District.....	Thomas S. Maxey.....	Austin.....	June 25, 1888
Northern District.....	Edw. B. Meek.....	Dallas.....	Feb. 15, 1899
Southern District.....	Walter T. Burns.....	Houston.....	July 1, 1902
UTAH.....	John A. Marshall.....	Salt Lake City.....	Feb. 4, 1896
VERMONT.....	Jas. L. Martin.....	Brattleboro.....	Mar. 16, 1906
VIRGINIA—Eastern District.....	Edmund Waddell, Jr.....	Richmond.....	Mar. 22, 1898
Western District.....	H. Clay McDowell.....	Bigstone Gap.....	Dec. 18, 1901
WASHINGTON—Western District.....	G. H. Hanford.....	Seattle.....	Feb. 25, 1890
Eastern District.....	C. E. Donworth.....	Seattle.....	May 18, 1909
WEST VIRGINIA—Northern District.....	Frank H. Rucklin.....	Spokane.....	Jan. 31, 1911
Southern District.....	Alston G. Dayton.....	Phillippi.....	Mar. 14, 1905
WISCONSIN—Eastern District.....	Benjamin F. Keller.....	Bramwell.....	July 1, 1901
Western District.....	A. L. Sargent.....	Madison.....	Jan. 9, 1905
WYOMING.....	John A. Riner.....	Cheyenne.....	Sept. 22, 1890

UNITED STATES DISTRICT ATTORNEYS.

ALABAMA—Northern District.....	O. D. Street.....	Birmingham.
Middle District.....	Warren S. Reese.....	Montgomery.
Southern District.....	William H. Ambrecht.....	Mobile.
ALASKA—First Division.....	John Rustgard.....	Juneau.
Second Division.....	B. S. Rodney.....	Nome.
Third Division.....	Geo. R. Walker.....	Valdez.
Fourth Division.....	Jas. J. Crossley.....	Fairbanks.
ARIZONA.....	Joseph E. Morrison.....	Tucson.
ARKANSAS—Eastern District.....	William G. Whipple.....	Little Rock.
Western District.....	John W. Worthington.....	Fort Smith.
CALIFORNIA—Northern District.....	Robert T. Devlin.....	San Francisco.
Southern District.....	Aloysius I. McCormick.....	Los Angeles.
COLORADO.....	Thomas Ward, Jr.....	Denver.
CONNECTICUT.....	John T. Robinson.....	Hartford.
DELAWARE.....	John P. Nields.....	Wilmington.
DISTRICT OF COLUMBIA.....	Clarence R. Wilson.....	Washington.
FLORIDA—Northern District.....	Fred C. Cubberly.....	Pensacola.
Southern District.....	John M. Cheney.....	Jacksonville
GEORGIA—Northern District.....	Farish C. Tate.....	Atlanta.
Southern District.....	Marion Erwin.....	Macon.
HAWAII.....	Robinson.....	Honolulu.
IDaho.....	C. H. Lingenfelter.....	Boise.
ILLINOIS—Northern District.....	James H. Wilkerson.....	Chicago.
Eastern District.....	William E. Trautmann.....	Danville.
Southern District.....	William A. Northcott.....	Springfield.
INDIANA.....	Charles W. Miller.....	Indianapolis.
IOWA—Northern District.....	Frederick F. Faville.....	Sloux City.
Southern District.....	Marcellus L. Temple.....	Des Moines.
KANSAS.....	Harry J. Bone.....	Topeka.
KENTUCKY—Western District.....	George Du Relle.....	Louisville.
Eastern District.....	Edwin P. Morrow.....	Covington.
LOUISIANA—Eastern District.....	Charlton B. Beattie.....	New Orleans.
Western District.....	E. H. Randolph.....	Shreveport.
MAINE.....	R. T. Whitehouse.....	Portland.
MARYLAND.....	John P. Hill.....	Baltimore.
MASSACHUSETTS.....	Asa P. French.....	Boston.
MICHIGAN—Eastern District.....	Arthur J. Tuttle.....	Detroit.
Western District.....	Fred C. Wetmore.....	Grand Rapids.
MINNESOTA.....	Charles C. Houpt.....	St. Paul.
MISSISSIPPI—Northern District.....	William D. Frazier.....	Oxford.
Southern District.....	Robert C. Lee.....	Vicksburg.
MISSOURI—Eastern District.....	Charles A. Houts.....	St. Louis.
Western District.....	Leslie Lyons.....	Kansas City.
MONTANA.....	James W. Freeman.....	Helena.
NEBRASKA.....	Francis S. Howell.....	Omaha.
NEVADA.....	Samuel Platt.....	Carson City.
NEW HAMPSHIRE.....	Charles W. Holt.....	Nashua.
NEW JERSEY.....	John B. Vreeland.....	Trenton.
NEW MEXICO.....	David J. Leahy.....	Las Vegas.
NEW YORK—Northern District.....	George B. Curtis.....	Binghamton.
Southern District.....	Henry A. Wise.....	New York city.
Eastern District.....	William J. Youngs.....	Brooklyn.
Western District.....	John Lord O'Brian.....	Buffalo.
NORTH CAROLINA—Eastern District.....	Herbert F. Sewell.....	Raleigh.
Western District.....	Alfred E. Holton.....	Winston.
NORTH DAKOTA.....	Edward Engender.....	Fargo.
OHIO—Northern District.....	Clydes G. Denman.....	Cleveland.
Southern District.....	Sherman T. McPherson.....	Cincinnati.
OKLAHOMA—Eastern District.....	William J. Greig.....	Muskogee.
Western District.....	John Embury.....	Guthrie.
OREGON.....	John McCourt.....	Portland.
PENNSYLVANIA—Eastern District.....	J. W. Thompson.....	Philadelphia.
Middle District.....	Andrew B. Dunsmore.....	Scranton.
Western District.....	John H. Jordan.....	Pittsburgh.
PORTO RICO.....	Byron S. Ambler.....	San Juan.
RHODE ISLAND.....	Walter R. Stiness.....	Providence.
SOUTH CAROLINA.....	Ernest F. Cochran.....	Charleston.
SOUTH DAKOTA.....	Edward E. Wagner.....	Sloux Falls.
TENNESSEE—Eastern District.....	James B. Cox.....	Knoxville.
Middle District.....	Abram M. Tillman.....	Nashville.
Western District.....	Casey Todd.....	Memphis.

TEXAS—Eastern District.....	James W. Ownby.....	Paris.
Northern District.....	William H. Atwell.....	Dallas.
Western District.....	Charles A. Boynton.....	Waco.
Southern District.....	Lock McDaniel.....	Houston.
UTAH.....	Hiram E. Booth.....	Salt Lake City.
VERMONT.....	Alex. Dunnett.....	Burlington.
VIRGINIA—Eastern District.....	Lunsford L. Lewis.....	Richmond.
Western District.....	John F. Miles.....	Roanoke.
WASHINGTON—Western District.....	Elmer Ely Todd.....	Seattle.
Eastern District.....	Oscar Cain.....	Spokane.
WEST VIRGINIA—Northern District.....	H. Roy Waugh.....	Parkersburg.
Southern District.....	Harold A. Ritz.....	Huntington.
WISCONSIN—Eastern District.....	Guy D. Goff.....	Milwaukee.
Western District.....	George H. Gordon.....	Madison.
WYOMING.....	Timothy F. Burke.....	Cheyenne.

UNITED STATES MARSHALS.

ALABAMA—Northern District.....	Pope M. Long.....	Birmingham.
Middle District.....	Benjamin E. Walker.....	Montgomery.
Southern District.....	Gilbert B. Deans.....	Mobile.
ALASKA—First Division.....	Herbert L. Faulkner.....	Juneau.
Second Division.....	Thomas C. Powell.....	Nome.
Third Division.....	Harvey P. Sullivan.....	Valdez.
Fourth Division.....	Henry K. Love.....	Fairbanks.
ARIZONA.....	Charles A. Overlock.....	Tucson.
ARKANSAS—Eastern District.....	H. L. Ammel.....	Little Rock.
Western District.....	John F. Miles.....	Fort Smith.
CALIFORNIA—Northern District.....	Charles T. Elliott.....	San Francisco.
Southern District.....	L. V. Youngworth.....	Los Angeles.
COLORADO.....	Dewey C. Bailey.....	Denver.
CONNECTICUT.....	Sidney E. Hawley.....	Hartford.
DELAWARE.....	William R. Flinn.....	Wilmington.
DISTRICT OF COLUMBIA.....	Aullek Palmer.....	Washington.
FLORIDA—Northern District.....	Thomas F. McGourin.....	Pensacola.
Southern District.....	John F. Horr.....	Tampa.
GEORGIA—Northern District.....	Walter H. Johnson.....	Atlanta.
Southern District.....	George F. White.....	Macon.
HAWAII.....	E. J. Hendry.....	Honolulu.
IDAHO.....	S. L. Hodgkin.....	Boise.
ILLINOIS—Northern District.....	Luman T. Hoy.....	Chicago.
Eastern District.....	Charles P. Hitch.....	Danville.
Southern District.....	William H. Behrens.....	Springfield.
INDIANA.....	Edward H. Schmidt.....	Indianapolis.
IOWA—Northern District.....	Edward Knott.....	Dubuque.
Southern District.....	Frank B. Clark.....	Des Moines.
KANSAS.....	John R. Harrison.....	Topeka.
KENTUCKY—Western District.....	George W. Long.....	Louisville.
Eastern District.....	Asbury B. Patrick.....	Covington.
LOUISIANA—Eastern District.....	Victor H. Compton.....	New Orleans.
Western District.....	Ben Ingouf.....	Shreveport.
MAINE.....	Henry W. Mayo.....	Portland.
MARYLAND.....	George W. Padgett.....	Baltimore.
MASSACHUSETTS.....	Guy Murchie.....	Boston.
MICHIGAN—Eastern District.....	M. D. Campbell.....	Detroit.
Western District.....	Nicholas J. Whelan.....	Grand Rapids.
MINNESOTA.....	William H. Grimshaw.....	St. Paul.
MISSISSIPPI—Northern District.....	Aaron M. Storer.....	Oxford.
Southern District.....	Frederick W. Collins.....	Jackson.
MISSOURI—Eastern District.....	Edward F. Regenhardt.....	St. Louis.
Western District.....	Albert J. Martin.....	Kansas City.
MONTANA.....	William Lindsay.....	Helena.
NEBRASKA.....	William P. Warner.....	Omaha.
NEVADA.....	Harry J. Humphreys.....	Carson City.
NEW HAMPSHIRE.....	Eugene P. Nute.....	Concord.
NEW JERSEY.....	Thomas J. Aicott.....	Trenton.
NEW MEXICO.....	Creighton M. Foraker.....	Albuquerque.
NEW YORK—Northern District.....	Van Rensselaer Weaver.....	Utica.
Southern District.....	William Henkel.....	New York city.
Eastern District.....	Charles J. Haubert.....	Brooklyn.
Western District.....	William R. Compton.....	Pittsbnrg.
NORTH CAROLINA—Eastern District.....	Claudius Doherty.....	Raleigh.
Western District.....	William E. Logan.....	Greensboro.
NORTH DAKOTA.....	James F. Sbea.....	Fargo.
OHIO—Northern District.....	Hyman D. Davis.....	Cleveland.
Southern District.....	Eugene L. Lewis.....	Cincinnati.
OKLAHOMA—Western District.....	William S. Cade.....	Guthrie.
Eastern District.....	Samuel G. Victor.....	Muskogee.
OREGON.....	Leslie M. Scott.....	Portland.
PENNSYLVANIA—Eastern District.....	John B. Robinson.....	Philadelphia.
Middle District.....	James M. Yeager.....	Scranton.
Western District.....	Enos H. Porter.....	Pittsburgh.
PORTO RICO.....	Harry S. Hubbard.....	San Juan.
RHODE ISLAND.....	Daniel R. Ballou.....	Providence.
SOUTH CAROLINA.....	J. Duncan Adams.....	Charleston.
SOUTH DAKOTA.....	Seth Bullock.....	Sioux Falls.
TENNESSEE—Eastern District.....	James G. Crumbliss.....	Knoxville.
Middle District.....	John W. Overall.....	Nashville.
Western District.....	J. Sam Johnson.....	Memphis.
TEXAS—Eastern District.....	Dupont B. Lyon.....	Knoxville.
Northern District.....	George H. Green.....	Dallas.
Western District.....	Eugene Nolte.....	San Antonio.
Southern District.....	C. G. Brewster.....	Galveston.

UTAH.....	James H. Anderson.....	Salt Lake City
VERMONT.....	Horace W. Bailey.....	Putland.
VIRGINIA—Eastern District.....	Charles G. Smithers.....	Norfolk.
Western District.....	Robert A. Kutwiler.....	Staunton.
WASHINGTON—Eastern District.....	W. A. Halcman.....	Spokane.
Western District.....	Joseph R. H. Jacoey.....	Tacoma.
WEST VIRGINIA—Northern District.....	James E. Loyle.....	Parkersburg.
Southern District.....	Frank H. Tyce.....	Huntington.
WISCONSIN—Eastern District.....	H. A. Well.....	Milwaukee.
Western District.....	Rockwell J. Flint.....	Madison.
WYOMING.....	L. G. Davis.....	Cheyenne.

RESIGNATION OF SECRETARY BALLINGER.

Richard A. Ballinger, secretary of the interior, resigned his position Jan. 19, 1911, but the fact was not made public and he was induced by President Taft to remain in office until after the close of the session of congress. The resignation was re-revoked March 6 and was accepted March 7 by the president in the following letter:

"Dear Mr. Secretary: I accept your resignation with great reluctance. I have had the fullest opportunity to know you, know your standard of service to the government and the public, to know your motives, to know how you have administered your office and to know the motives of those who have assailed you. I do not hesitate to say that you have been the object of one of the most unscrupulous conspiracies for the defamation of character that history can show.

"I have deemed it my duty not only to the government, but to society in general, to fight out this battle to the end, confident that in the end your fellow citizens would see that the impressions of you as a man and as the administrator of a high public office were false and were the result of a malicious and unprincipled plan for the use of the press to misrepresent you and your actions and to torture every circumstance, however free from detrimental significance, into proof of corrupt motive.

"With the hypocritical pretense that they did not accuse you of corruption, in order to avoid the necessity that even the worst criminal is entitled to, to wit: that of a definitely formulated charge of some misconduct, they showered you with suspicion and by the most pettifogging methods exploited to the public matters which had no relevancy to an issue of either corruption or efficiency in office, but which, paraded before a hysterical body of headline readers, served to blacken your character and to obscure the proper issue of your honesty and effectiveness as a public servant.

"The result has been a cruel tragedy. You and yours have lost health and have been burdened financially. The conspirators, who have not hesitated in their pursuit of you to resort to the meanest methods, including the corruption of your most confidential assistant, plume themselves, like the Pharisees of old, as the only pure members of society actuated by the spirit of self-sacrifice for their fellow men.

"Every fiber of my nature rebels against such hypocrisy and nerves me to fight such a combination and such methods to the bitter end, lest success in this instance may form a demoralizing precedent. But personal consideration for you and yours makes me feel that I have no right to ask you for further sacrifice. Of course, it has been made evident that I was and am the ultimate object of the attack, and to insist, against your will, on your remaining in office with the prospect of further efforts against you is selfishly to impose on you more of a burden than I ought to impose.

"As I say farewell to you, let me renew my expression of affection and sincerest respect for you and of my profound gratitude for your hard work, your unvarying loyalty and your effective public service. I hope and pray that success may attend you and your profession and that real happiness will come to you and yours when you return to that community where you live and whose members know your worth as a man and a citizen and who will receive you again with open arms. Sincerely, yours,

WILLIAM H. TAFT."

In his original letter of resignation Mr. Ballinger gave ill-health as the reason why he desired to give up his office, but criticism of his attitude toward the Roosevelt policy of conservation of national resources in general and toward the Cunningham coal land claims in Alaska in particular had been severe, even after the investigation by congress, and exit from the cabinet was anticipated by many. The result of the congressional investigation was unsatisfactory, two reports being made. The minority of the committee, all democrats but one, found that the secretary was not deserving of public confidence and that he should be asked to resign. The majority report took the opposite view. No opportunity to consider the matter was given at the final session of the 61st congress.

On the same day that President Taft accepted Mr. Ballinger's resignation he appointed Walter L. Fisher of Chicago, an attorney, as secretary of the interior. Mr. Fisher was president of the Conservation League of America and later vice-president of the National Conservation association. His appointment, therefore, was regarded as due to his services in the cause of the conservation policy as well as to his high standing as a lawyer and citizen.

THE PAN-AMERICAN UNION.

The Pan-American union was established upon the recommendation of the first international American conference in 1890 for the purpose of maintaining closer relations between the republics of the western hemisphere. Its duties have been broadened since then and it is now a sort of clearing house of information concerning the nations of North, South and Central America. It publishes a monthly bulletin in which are given the latest official data concerning the resources, commerce and other features of the republics. The officers of the union occupy a fine building at the corner of 17th

street and Potomac park in Washington, D. C. The structure, which was built with money given by Andrew Carnegie, was dedicated April 26, 1910. Following are the officers:

Director-General—John Barrett.
Assistant Director—Francisco J. Yanes.
Chief Statistician—William C. Wells.
Chief Clerk—Franklin Adams.
Chief Translator—Emilio M. Amores.
Librarian—Charles E. Babcock.
Special Compiler—Albert Hale.

DEATH OF JUSTICE JOHN M. HARLAN.

John Marshall Harlan, associate justice of the United States Supreme court, died in Washington, D. C., Oct. 14, 1911, after a brief illness from acute bronchitis. Had he lived until June, 1912, he would have served longer on the Supreme bench than any other man. Stephen J. Field served thirty-four years six months and ten days; Chief Justice Marshall thirty-four years five months and five days,

and Harlan thirty-three years ten months and twenty-five days. Justice Harlan wrote many opinions of importance in the history of American jurisprudence. The latest—concerning the Standard Oil and tobacco trust—will be found in full in this volume of The Daily News Almanac and Year-Book. [See pages 45 and 62.]

Sixty-Second Congress.

From March 4, 1911, to March 3, 1913.

SENATE.

President—James S. Sherman, vice-president of the United States; compensation, \$12,000. Republicans, 49; democrats, 42; vacancy, 1. Compensation of senators, \$7,500.

ALABAMA.

Joseph F. Johnston, Dem.....Birmingham..1915
John H. Bankhead, Dem.....Fayette..1913

ARKANSAS.

Jeff Davis, Dem.....Little Rock..1913
James P. Clarke, Dem.....Little Rock..1915

CALIFORNIA.

George C. Perkins, Rep.....Oakland..1915
John D. Works, Rep.....Los Angeles..1917

COLORADO.

Simon Guggenheim, Rep.....Denver..1913
Vacancy.....1917

CONNECTICUT.

Frank B. Brandegee, Rep.....New London..1915
George P. McLean, Rep.....Stmsbury..1917

DELAWARE.

Harry A. Richardson, Rep.....Dover..1913
Henry A. du Pont, Rep.....Wintertthur..1917

FLORIDA.

Duncan U. Fletcher, Dem.....1915
Nathan P. Bryan, Dem.....Jacksonville..1917

GEORGIA.

Augustus O. Bacon, Dem.....Macon..1913
Hoke Smith, Dem.....Atlanta..1915

IDAHO.

William E. Borah, Rep.....Boise..1913
Weldon B. Heyburn, Rep.....Wallace..1915

ILLINOIS.

Shelby M. Cullom, Rep.....Springfield..1913
William Lorimer, Rep.....Chicago..1915

INDIANA.

Benjamin F. Shively, Dem.....South Bend..1915
John W. Kern, Dem.....Indianapolis..1917

IOWA.

William S. Kenyon, Rep.....Fort Dodge..1913
Albert B. Cummins, Rep.....Des Moines..1915

KANSAS.

Charles Curtis, Rep.....Topeka..1913
Joseph L. Bristow, Rep.....Salina..1915

KENTUCKY.

Thomas H. Paynter, Dem.....Greenup..1913
William O. Bradley, Rep.....Louisville..1915

LOUISIANA.

Murphy J. Foster, Dem.....Franklin..1913
John R. Thornton, Dem.....Rapides Parish..1915

MAINE.

Obadiah Gardner, Dem.....Rockland..1913
Charles F. Johnson, Dem.....Waterville..1917

MARYLAND.

John Walter Smith, Dem.....Snow Hill..1915
Isidor Rayner, Dem.....Baltimore..1917

MASSACHUSETTS.

Winthrop M. Crane, Rep.....Danton..1913
Henry Cabot Lodge, Rep.....Nahant..1917

MICHIGAN.

William A. Smith, Rep.....Grand Rapids..1913
Charles E. Townsend, Rep.....Jackson..1917

MINNESOTA.

Knute Nelson, Rep.....Alexandria..1913
Moses E. Clapp, Rep.....St. Paul..1917

MISSISSIPPI.

Leroy Percy, Dem.....Greenville..1913
John Sharp Williams, Dem.....Benton..1917

MISSOURI.

William J. Stone, Dem.....St. Louis..1915
James A. Reed, Dem.....Kansas City..1917

MONTANA.

Joseph M. Dixon, Rep.....Missoula..1913
Henry L. Myers, Dem.....Hamilton..1917

NEBRASKA.

Norris Brown, Rep.....Kearney..1913
Gilbert M. Hitchcock, Dem.....Omaha..1917

NEVADA.

Francis G. Newlands, Dem.....Reno..1915
George S. Nixon, Rep.....Reno..1917

NEW HAMPSHIRE.

Henry E. Burnham, Rep.....Manchester..1913
Jacob H. Gallinger, Rep.....Concord..1915

NEW JERSEY.

Frank O. Briggs, Rep.....Trenton..1913
James E. Martine, Dem.....Plainfield..1917

NEW YORK.

Elihu Root, Rep.....New York..1915
James A. O'Gorman, Dem.....New York..1917

NORTH CAROLINA.

F. M. Simmons, Dem.....Newbern..1913
Lee S. Overman, Dem.....Sallsbury..1915

NORTH DAKOTA.

Porter J. McCumber, Rep.....Wahpeton..1917
Asle J. Gronna, Rep.....Lakota..1915

OHIO.

Theodore E. Burton, Rep.....Cleveland..1915
Atlee Pomerene, Dem.....Canton..1917

OKLAHOMA.

Robert L. Owen, Dem.....Muskege..1913
Thomas P. Gore, Dem.....Lawton..1915

OREGON.

Jonathan Bourne, Rep.....Portland..1913
George E. Chamberlain, Dem.....Portland..1915

PENNSYLVANIA.

Boles Penrose, Rep.....Philadelphia..1915
George T. Oliver, Rep.....Plttsburg..1917

RHODE ISLAND.

George P. Wetmore, Rep.....Newport..1913
Henry F. Lippitt, Rep.....Providence..1917

SOUTH CAROLINA.

Benjamin R. Tillman, Dem.....Trenton..1913
Ellison D. Smith, Dem.....Florence..1915

SOUTH DAKOTA.

Robert J. Gamble, Rep.....Yankton..1913
Coe I. Crawford, Rep.....Huron..1915

TENNESSEE.

Robert L. Taylor, Dem.....Nashville..1913
Luke Lea, Ind. Dem.....Nashville..1917

TEXAS.

Joseph W. Bailey, Dem.....Galnesville..1913
Charles S. Culberson, Dem.....Dallas..1917

UTAH.

Reed Smoot, Rep.....Provo..1915
George Sutherland, Rep.....Salt Lake City..1917

VERMONT.

William P. Dillingham, Rep.....Montpeller..1915
Carroll S. Page, Rep.....Hyde Park..1917

VIRGINIA.

Thomas S. Martin, Dem.....Charlottesville..1913
Claude A. Swanson, Dem.....Chatham..1917

WASHINGTON.

Wesley L. Jones, Rep.....North Yakima..1915
Miles Polindexter, Rep.....Spokane..1917

WEST VIRGINIA.

Clarence W. Watson, Dem.....Fairmont..1913
William E. Chilton, Dem.....Charleston..1917

WISCONSIN.

Isaac Stephenson, Rep.....Marquette..1915
Robert M. LaFollette, Rep.....Madison..1917

WYOMING.

Francis E. Warren, Rep.....Cheyenne..1913
Clarence D. Clark, Rep.....Evanston..1917

HOUSE OF REPRESENTATIVES.

Democrats, 228; republicans, 161; socialist, 1; vacancy, 1. Those marked with a star (*) served in the 61st congress. †At large. Compensation of representatives, \$7,500; of speaker, \$12,000.

ALABAMA.

1. George W. Taylor,* Dem.....Demopolis
2. S. H. Dent,* Dem.....Montgomery
3. Henry D. Clayton,* Dem.....Enfaucla
4. Fred L. Blackmon,* Dem.....Anniston
5. James Thomas Hefflin,* Dem.....Lafayette
6. Richard P. Hobson,* Dem.....Greensboro
7. J. L. Burnett,* Dem.....Gadsden
8. William Richardson,* Dem.....Huntsville
9. O. W. Underwood,* Dem.....Birmingham

ARKANSAS.

1. Robert B. Bacon,* Dem.....Helena
2. William A. Oldfield,* Dem.....Batesfield
3. John C. Floyd,* Dem.....Yellville
4. Ben Cravens,* Dem.....Fort Smith
5. H. M. Jacoway, Dem.....Dardanelle
6. Joseph T. Robinson,* Dem.....Lonoke
7. W. S. Goodwin, Dem.....Warren

CALIFORNIA.

1. John E. Baker, Dem.....Alturas
2. William Kent, Rep.....Kentfield
3. Joseph R. Knowland,* Rep.....Alameda
4. Walter McArthur, Dem.....San Francisco
5. Everts A. Hayes,* Rep.....San Jose
6. James C. Needham,* Rep.....Modesto
7. William D. Stephens, Rep.....Los Angeles
8. Sylvester C. Smith,* Rep.....Bakersfield

COLORADO.

- Edward T. Taylor,*† Dem.....Glenwood Springs
1. A. W. Rucker,* Dem.....Rucker Ridge
 2. John A. Martin,* Dem.....Pueblo

CONNECTICUT.

- John Q. Tilson,*† Rep.....New Haven
1. E. Stevens Henry, Rep.....Rockville
 2. Thomas L. Reilly, Dem.....Meriden
 3. Edwin W. Higgins,* Rep.....Norwich
 4. Ebenezer J. Hill,* Rep.....Norwalk

DELAWARE.

- William H. Heald,† Rep.....Wilmington

FLORIDA.

1. Stephen M. Sparkman,* Dem.....Tampa
2. Frank Clark,* Dem.....Gainesville
3. D. H. Mays,* Dem.....Monticello

GEORGIA.

1. Charles G. Edwards,* Dem.....Savannah
2. S. A. Roddenbery,* Dem.....Thomasville
3. Dudley M. Hughes,* Dem.....Danville
4. William C. Adamson,* Dem.....Carrollton
5. William S. Howard, Dem.....Decatur
6. Charles L. Bartlett,* Dem.....Macon
7. Gordon Lee,* Dem.....Chickamauga
8. Samuel L. Tribble, Dem.....Athens
9. Thomas M. Bell,* Dem.....Gainesville
10. Thomas W. Hardwick,* Dem.....Sandersville
11. William G. Brantley,* Dem.....Brunswick

IDAHO.

- Burton L. French,† Rep.....Moscow

ILLINOIS.

1. Martin B. Madden,* Rep.....Chicago
2. James R. Maan,* Rep.....Chicago
3. William W. Wilson,* Rep.....Chicago
4. James T. McDermott,* Dem.....Chicago
5. Adolph J. Sabath,* Dem.....Chicago
6. Edmund J. Stack, Dem.....Chicago
7. Frank Buchanan, Dem.....Chicago
8. Thomas Gallagher,* Dem.....Chicago
9. Lynden Evans, Dem.....Chicago
10. George E. Foss,* Rep.....Chicago
11. Ira O. Copley, Rep.....Anrora
12. Charles E. Fuller,* Rep.....Belvidere
13. John C. McKenzie, Rep.....Elizabeth
14. James McKinney,* Rep.....Aledo
15. George W. Prince,* Rep.....Galesburg
16. Claude U. Stone, Dem.....Peoria
17. John A. Sterling,* Rep.....Bloomington

18. Joseph G. Cannon,* Rep.....Danville
19. William B. McKinley,* Rep.....Champaign
20. Henry T. Rainey,* Dem.....Carrallton
21. James M. Graham,* Dem.....Springfield
22. William A. Rodenberg,* Rep.....East St. Louis
23. Martin D. Foster,* Dem.....Olney
24. H. Robert Fowler, Dem.....Elizabethtown
25. N. B. Thistlewood,* Rep.....Cairo

INDIANA.

1. John W. Boehne,* Dem.....Evansville
2. William A. Culp,* Dem.....Vincennes
3. William E. Cox,* Dem.....Jasper
4. Lincoln Dixon,* Dem.....North Vernon
5. Ralph W. Moss,* Dem.....Center Point
6. Finley Gray, Dem.....Connersville
7. Charles A. Korbly,* Dem.....Indianapolis
8. John A. M. Adair,* Dem.....Portland
9. Martin A. Morrison,* Dem.....Frankfort
10. Edgar D. Crumppacker,* Rep.....Valparaiso
11. George W. Rauch,* Dem.....Marion
12. Cyrus Cline,* Dem.....Angola
13. Henry A. Barnhart,* Dem.....Rochester

IOWA.

1. Charles A. Kennedy,* Rep.....Montrose
2. I. S. Pepper, Dem.....Muscatine
3. Charles E. Pickett,* Rep.....Waterloo
4. Gilbert N. Hagen,* Rep.....Northwood
5. James W. Good,* Rep.....Cedar Rapids
6. Nathan E. Kendall,* Rep.....Albia
7. Solomon F. Prouty, Rep.....Des Moines
8. Horace M. Townner, Rep.....Corning
9. W. R. Green, Rep.....Audubon
10. Frank P. Woods,* Rep.....Estherville
11. Elbert H. Hubbard,* Rep.....Sioux City

KANSAS.

1. D. R. Anthony, Jr.,* Rep.....Leavenworth
2. Joseph A. Taggart, Dem.....Kansas City
3. P. P. Campbell,* Rep.....Pittsburg
4. F. S. Jackson, Rep.....Eureka
5. E. R. Rees, Rep.....Muneapoint
6. E. D. Young, Rep.....Beloit
7. (Vacancy)
8. Victor Murdock,* Rep.....Wichita

KENTUCKY.

1. Ollie M. James,* Dem.....Montrose
2. Augustus O. Stanley,* Dem.....Henderson
3. R. Y. Thomas,* Dem.....Central City
4. Ben Johnson,* Dem.....Bardstown
5. Swager Sherley,* Dem.....Louisville
6. Arthur B. Rouse, Dem.....Burlington
7. J. Campbell Cantrill,* Dem.....Georgetown
8. Harvey Helm,* Dem.....Stanford
9. W. J. Fields, Dem.....Olive Hills
10. John W. Langley,* Rep.....Spurlock
11. Caleb Powers, Rep.....Barbourville

LOUISIANA.

1. Albert Estopinal, Dem.....St. Bernard
2. H. Garland Dupre, Dem.....New Orleans
3. Robert F. Broussard, Dem.....New Iberla
4. J. T. Watkins, Dem.....Minden
5. J. E. Ransdell, Dem.....Lake Providence
6. Robert C. Wickliffe, Dem.....St. Francisville
7. Arsene P. Pujo, Dem.....Lake Charles

MAINE.

1. Asher C. Hinds, Rep.....Portland
2. Daniel J. McGillivuddy, Dem.....Lewiston
3. Samuel W. Gould, Dem.....Skowhegan
4. Frank E. Guernsey,* Rep.....Dover

MARYLAND.

1. J. Harry Covington,* Dem.....Easton
2. J. F. C. Talbot,* Dem.....Towson
3. George Konig, Dem.....Baltimore
4. J. Charles Linthicum, Dem.....Baltimore
5. Thomas Purran, Rep.....St. Leonard
6. David J. Lewis, Dem.....Cumberland

MASSACHUSETTS.

1. George P. Lawrence,* Rep.....North Adams
2. Frederick H. Gillett,* Rep.....Springfield
3. John A. Thayer, Dem.....Worcester
4. William H. Wilder, Rep.....Gardner
5. Butler Ames,* Rep.....Lowell

- 6. Augustus P. Gardner,* Rep.....Hamilton
- 7. Ernest W. Roberts,* Rep.....Chelsea
- 8. Samuel W. McCall,* Rep.....Winchester
- 9. William F. Murray, Dem.....Boston
- 10. James M. Curley, Dem.....Boston
- 11. Andrew J. Peters, Dem.....Boston
- 12. John W. Weeks,* Rep.....Newton
- 13. William S. Greene,* Rep.....Fall River
- 14. Robert O. Harris, Rep.....East Bridgewater

MICHIGAN.

- 1. Frank E. Doremus, Dem.....Detroit
- 2. William W. Wedemeyer, Rep.....Ann Arbor
- 3. John M. C. Smith, Rep.....Charlotte
- 4. Edward L. Hamilton,* Rep.....Niles
- 5. Edwin F. Sweet, Dem.....Grand Rapids
- 6. Samuel W. Smith,* Rep.....Pontiac
- 7. Henry McMoran,* Rep.....Port Huron
- 8. Joseph W. Fordney,* Rep.....Saginaw
- 9. James C. McLaughlin,* Rep.....Muskegon
- 10. George A. Loud,* Rep.....Au Sable
- 11. Francis H. Dadds,* Rep.....Mount Pleasant
- 12. H. Olin Young,* Rep.....Ishpeming

MINNESOTA.

- 1. Sydney Anderson, Rep.....Lanesboro
- 2. Winfield S. Hammond,* Dem.....St. James
- 3. Charles R. Davis,* Rep.....St. Peter
- 4. Fred C. Stevens,* Rep.....St. Paul
- 5. Frank M. Nye,* Rep.....Minneapolis
- 6. Charles A. Lindbergh,* Rep.....Little Falls
- 7. Andrew J. Volstead,* Rep.....Granite Falls
- 8. Clarence B. Miller,* Rep.....Duluth
- 9. Halvor Steenerson,* Rep.....Crookston

MISSISSIPPI.

- 1. Ezekiel S. Candler, Jr.,* Dem.....Corinth
- 2. H. D. Stephens, Dem.....New Albany
- 3. Benjamin G. Humphreys,* Dem.....Greenville
- 4. Thomas U. Slison,* Dem.....Winona
- 5. S. A. Witherspoon, Dem.....Meridian
- 6. B. P. Harrison, Dem.....Gulfport
- 7. William A. Dickson,* Dem.....Centerville
- 8. James W. Collier,* Dem.....Vicksburg

MISSOURI.

- 1. James T. Lloyd,* Dem.....Shelbyville
- 2. William W. Rucker,* Dem.....Keytesville
- 3. Joshua W. Alexander,* Dem.....Gallatin
- 4. Charles F. Booher,* Dem.....Savannah
- 5. William P. Borland,* Dem.....Kansas City
- 6. C. C. Dickinson, Dem.....Clinton
- 7. Courtney W. Hamlin,* Dem.....Springfield
- 8. D. W. Shackelford,* Dem.....Jefferson City
- 9. Champ Clark,* Dem.....Bowling Green
- 10. Richard Bartholdt,* Rep.....St. Louis
- 11. Theron F. Catlin, Rep.....St. Louis
- 12. J. C. Dyer, Rep.....St. Louis
- 13. Walter L. Hensley, Dem.....Farmington
- 14. Joseph J. Russell, Dem.....Charleston
- 15. J. A. Daugherty, Dem.....Webb City
- 16. Thomas L. Rubeey, Dem.....Lebanon

MONTANA.

Charles N. Pray,* Rep.....Fort Benton

NEBRASKA.

- 1. John A. Maguire,* Dem.....Lincoln
- 2. C. O. Lobeck, Dem.....Omaha
- 3. Daniel V. Stephens, Dem.....Fremont
- 4. Charles H. Sloan, Rep.....Geneva
- 5. George W. Norris,* Rep.....McCook
- 6. Moses P. Kinkaid,* Rep.....O'Neill

NEVADA.

E. E. Roberts,* Rep.....Carson City

NEW HAMPSHIRE.

- 1. Cyrus A. Sulloway,* Rep.....Manchester
- 2. Frank D. Currier,* Rep.....Canaan

NEW JERSEY.

- 1. William J. Browning, Rep.....Camden
- 2. John J. Gardner,* Rep.....Atlantic City
- 3. Thomas J. Scully, Dem.....Perth Amboy
- 4. Ira W. Wood,* Rep.....Trenton
- 5. William E. Tuttle,* Rep.....Westfield
- 6. William Hughes, Dem.....Paterson
- 7. Edward W. Townsend, Dem.....Montclair
- 8. Walter J. McCoy, Dem.....South Orange
- 9. Eugene F. Kinkead,* Dem.....Jersey City
- 10. James A. Hamill,* Dem.....Jersey City

NEW YORK.

- 1. Martin W. Littleton, Dem.....Port Washington
- 2. George H. Lindsay,* Dem.....Brooklyn
- 3. James P. Maher, Dem.....Brooklyn
- 4. Frank E. Wilson, Dem.....Brooklyn
- 5. William C. Redfield, Dem.....Brooklyn
- 6. William M. Calder,* Rep.....Brooklyn
- 7. John J. Fitzgerald,* Dem.....Brooklyn
- 8. Daniel J. Rorand,* Dem.....New York
- 9. Henry M. Goldfogle,* Dem.....New York
- 10. William Sulzer,* Dem.....New York
- 11. Charles V. Fornes, Dem.....New York
- 12. Michael F. Conroy,* Dem.....New York
- 13. Jefferson M. Levy, Dem.....New York
- 14. John A. Kindred, Dem.....New York
- 15. Thomas G. Patten, Dem.....New York
- 16. Francis B. Harrison,* Dem.....New York
- 17. Henry George, Jr., Dem.....New York
- 18. Stephen B. Ayres, Dem.....New York
- 19. John E. Andrus,* Rep.....Yonkers
- 20. Thomas W. Bradley,* Rep.....Walden
- 21. Richard E. Connell, Dem.....Poughkeepsie
- 22. William H. Draper,* Rep.....Troy
- 23. Henry S. De Forest, Rep.....Schenectady
- 24. George W. Fairchild,* Rep.....Oneonta
- 25. Theron Akin, Rep.....Akin
- 26. George Malby,* Rep.....Ogdensburg
- 27. Charles A. Talcott, Dem.....Utica
- 28. Luther W. Mott, Rep.....Oswego
- 29. Michael E. Driscoll,* Rep.....Syracuse
- 30. John W. Dwight,* Rep.....Dryden
- 31. Sereno E. Payne,* Rep.....Auburn
- 32. Edwin G. Underhill, Rep.....Rochester
- 33. Edwin S. Underhill, Dem.....Bath
- 34. James S. Simmons,* Rep.....Niagara Falls
- 35. Samuel A. Driscoll,* Dem.....Buffalo
- 36. Charles B. Smith, Dem.....Buffalo
- 37. Edward B. Vreeland,* Rep.....Buffalo

NORTH CAROLINA.

- 1. John H. Small,* Dem.....Washington
- 2. Claude Kitchin,* Dem.....Scotland Neck
- 3. John M. Falson, Dem.....Falson
- 4. Edward W. Pou,* Dem.....Smithfield
- 5. Charles M. Stedman, Dem.....Greensboro
- 6. H. L. Godwin,* Dem.....Dunn
- 7. Robert N. Page,* Dem.....Bisco
- 8. R. L. Doughton, Dem.....Laurel Springs
- 9. Edwin Y. Webb,* Dem.....Shelby
- 10. James M. Gudger, Jr., Dem.....Asheville

NORTH DAKOTA.

- L. B. Hanna,* Rep..... Fargo
- H. T. Helgesen,* Rep.....Milton

OHIO.

- 1. Nicholas Longworth,* Rep.....Cincinnati
- 2. Alfred G. Allen, Jr., Rep.....Cincinnati
- 3. James Cox,* Dem.....Dayton
- 4. J. Henry Goeke, Dem.....Wapakoneta
- 5. T. T. Ansberry,* Dem.....Defiance
- 6. Matthew R. Denver,* Dem.....Wilmington
- 7. J. D. Post, Dem.....Washington C. H.
- 8. Frank B. Willis, Rep.....Ada
- 9. Isaac R. Sherwood,* Dem.....Toledo
- 10. Robert M. Switzer, Rep.....Gallipolis
- 11. Horatio C. Claypool, Dem.....Chillicothe
- 12. Edward L. Taylor, Jr.,* Rep.....Columbus
- 13. Carl C. Anderson, Dem.....Fostoria
- 14. William G. Sharp, Dem.....Elyria
- 15. George White, Dem.....Marletta
- 16. W. B. Francis, Dem.....Martins Ferry
- 17. W. A. Ashbrook,* Dem.....Johnstown
- 18. John J. Whitacre, Dem.....Canton
- 19. Ellsworth R. Rathrick, Dem.....Akron
- 20. Paul Howland,* Rep.....Cleveland
- 21. Robert Buckley, Dem.....Cleveland

OKLAHOMA.

- 1. Bird S. McGuire,* Rep.....Pawnee
- 2. Dick T. Morgan,* Rep.....Woodward
- 3. James S. Davenport, Dem.....Vinita
- 4. Charles D. Carter,* Dem.....Ardmore
- 5. Scott Ferris,* Dem.....Lawton

OREGON.

- 1. Willis C. Hawley,* Rep.....Salem
- 2. A. W. Lafferty, Rep.....Portland

PENNSYLVANIA.

- 1. Henry H. Bligham,* Rep.....Philadelphia
- 2. William S. Rebyrn, Rep.....Philadelphia

3. J. Hampton Moore,* Rep.....	Philadelphia
4. Reuben O. Moon,* Rep.....	Philadelphia
5. Michael Donohoe, Dem.....	Philadelphia
6. George D. McCreary,* Rep.....	Philadelphia
7. Thomas S. Butler,* Rep.....	West Chester
8. R. E. Dwyer,* Rep.....	Ashtabula
9. William W. Griest,* Rep.....	Langcaster
10. John R. Farr, Rep.....	Scranton
11. Charles C. Bowman, Rep.....	Pittsville
12. Robert E. Lee, Dem.....	Pottsville
13. John H. Rothermel,* Dem.....	Reading
14. William D. B. Ainey, Rep.....	Montrose
15. William R. Wilson,* Dem.....	Blossburg
16. John G. McHenry,* Dem.....	Benton
17. Benjamin K. Focht,* Rep.....	Lewisburg
18. Marlin E. Olmsted,* Rep.....	Harrisburg
19. Jesse L. Hartman, Rep.....	Hollidaysburg
20. Daniel F. Lafean,* Rep.....	York
21. Charles E. Patton, Rep.....	Curwensville
22. Curtis H. Gregg, Dem.....	Greensburg
23. Thomas S. Crago, Rep.....	Waynesburg
24. Charles Matthews, Rep.....	New Castle
25. Arthur L. Bates,* Rep.....	Mendville
26. A. Mitchell Palmer,* Dem.....	Stroudsburg
27. J. N. Laugham,* Rep.....	Indiana
28. Peter M. Spicer,* Rep.....	Oil City
29. Stephen G. Porter,* Rep.....	Pittsburg
30. John Dalzell,* Rep.....	Pittsburg
31. James F. Burke,* Rep.....	Pittsburg
32. A. J. Barchfield,* Rep.....	Pittsburg

RHODE ISLAND.

1. George F. O'Shaughnessy, Dem.....	Newport
2. George H. Utter, Rep.....	Providence

SOUTH CAROLINA.

1. George S. Legare,* Dem.....	Charleston
2. James F. Byrnes, Dem.....	Aiken
3. Wyatt Aiken,* Dem.....	Abbeville
4. Joseph T. Johnson,* Dem.....	Spartanburg
5. D. E. Finley,* Dem.....	Yorkville
6. J. E. Ellerbee,* Dem.....	Marion
7. A. F. Lever,* Dem.....	Lexington

SOUTH DAKOTA.

Charles H. Burke,* Rep.....	Pierre
Eben W. Martin,* Rep.....	Deadwood

TENNESSEE.

1. Sam R. Sells, Rep.....	Johnson City
2. Richard W. Austin,* Rep.....	Knoxville
3. John A. Moon,* Dem.....	Chattanooga
4. Cordell Hull,* Dem.....	Carthage
5. William C. Houston,* Dem.....	Woodbury
6. Joseph W. Byrns,* Dem.....	Nashville
7. Lemuel P. Padgett,* Dem.....	Columbia
8. Thetus W. Sims,* Dem.....	Linden
9. Finis J. Garrett,* Dem.....	Dresden
10. Kenneth D. McKellar, Dem.....	Memphis

TEXAS.

1. Morris Shepard,* Dem.....	Texarkana
2. Martin Dies,* Dem.....	Beaumont
3. James Young, Dem.....	Kaufman
4. Choice B. Randall,* Dem.....	Sherman
5. Jack Beall,* Dem.....	Waxahachie
6. Rufus Hardy,* Dem.....	Corsicana

7. Alexander W. Gregg,* Dem.....	Palestine
8. John W. Moore,* Dem.....	Richmond
9. George F. Burgess,* Dem.....	Gonzales
10. Albert S. Burleson,* Dem.....	Austin
11. Robert L. Henry,* Dem.....	Waco
12. Oscar Callaway,* Dem.....	Comanche
13. John H. Stephens,* Dem.....	Vernon
14. James L. Slayden,* Dem.....	San Antonio
15. John N. Garner,* Dem.....	Uvalde
16. William R. Smith,* Dem.....	Colorado

UTAH.

Joseph Howell,* Rep.....	Logan
--------------------------	-------

VERMONT.

1. David J. Foster,* Rep.....	Burlington
2. Frank Plumley,* Rep.....	Northfield

VIRGINIA.

1. William A. Jones,* Dem.....	Warsaw
2. E. E. Holland, Dem.....	Suffolk
3. John Lamb,* Dem.....	Richmond
4. Robert Turnbull,* Dem.....	Lawrenceville
5. E. W. Saunders,* Dem.....	Rocky Mount
6. Carter Glass,* Dem.....	Lynchburg
7. James Hay,* Dem.....	Madison
8. C. C. Carlin,* Dem.....	Alexandria
9. C. Bascomb Siemp,* Rep.....	Big Stone Gap
10. Henry D. Flood,* Dem.....	Appomattox

WASHINGTON.

1. W. E. Humphrey,* Rep.....	Seattle
2. Stanton Warburton, Rep.....	Tacoma
3. W. L. LaFollette, Rep.....	Pullman

WEST VIRGINIA.

1. John W. Davis, Dem.....	Clarksburg
2. William G. Brown, Jr., Dem.....	Kingwood
3. Adam B. Littlepage, Dem.....	Charleston
4. John M. Hamilton, Dem.....	Grantsville
5. James A. Hughes,* Rep.....	Huntington

WISCONSIN.

1. Henry A. Cooper, Rep.....	Racine
2. John W. Nelson, Rep.....	Madison
3. A. W. Kopp,* Rep.....	Platteville
4. William J. Cary,* Rep.....	Milwaukee
5. Victor L. Berger, Soc. Dem.....	Milwaukee
6. Michael E. Burke, Dem.....	Beaver Dam
7. John J. Esch,* Rep.....	LaCrosse
8. James H. Davidson,* Rep.....	Oshkosh
9. Thomas W. Konop, Dem.....	Kewanee
10. Elmer A. Morse,* Rep.....	Antigo
11. Irvine L. Lenroot,* Rep.....	Superior

WYOMING.

Frank W. Mondell,* Rep.....	Newcastle
-----------------------------	-----------

TERRITORIAL DELEGATES.

Alaska—James Wickersham, Rep.....	Fairbanks
Arizona—Ralph H. Cameron, Rep.....	Flagstaff
Hawaii—J. K. Kallanoolo, Rep.....	Waikiki
New Mexico—William H. Andrews, Rep.....	Albuquerque

RESIDENT COMMISSIONERS.

Philippines—Benito Legarda.....	Manila
Manuel L. Quezon.....	Tobayas
Porto Rico—Luis M. Rivera.....	San Juan

OCEAN STEAMSHIP COMPANIES SUED UNDER SHERMAN ACT.

Jan. 4, 1911, the federal government brought suit in the United States Circuit court in New York, N. Y., under the Sherman antitrust law against thirteen of the principal transatlantic steamer lines, which are estimated to control 90 per cent of the steerage traffic, worth to them \$55,000,000 a year. Twelve officers of the defendant companies, all resident in America, were named as co-defendants.

These thirteen companies, the government charged, entered into an illegal contract on Feb. 5, 1908, in London, by which they constituted themselves the Atlantic conference, with power to apportion all traffic pro rata, impose heavy fines on members of the conference for violation of any articles of agreement, and wage competition against all lines outside the conference.

The government asked that the defendants be enjoined from further combining to injure or destroy the business of any person or corporation engaged in carrying steerage passengers between points in

Europe and the United States. The following companies were made defendants:

- Allan Steamship company.
 - International Mercantile Marine company.
 - International Navigation company.
 - Anchor line.
 - Canadian Pacific Railway company.
 - Cunard Steamship company.
 - British and North Atlantic Steam Navigation company.
 - Hamburg-American line.
 - Holland-American line.
 - North German Lloyd company.
 - Red Star line.
 - White Star line.
 - Russian East Asiatic Steamship company.
- The individual defendants were Philip A. S. Franklin, Emil L. Boas, Gustav H. Schwab, Gustav H. Schwab, Jr., Charles P. Sumner, Alexander E. Johnson, Bryce J. Allan, H. C. Van Post, William Coverly, John Lee, Adrian Glips and Max Straus.

United States Diplomatic and Consular Service.

DIPLOMATIC SERVICE—DEC. 1, 1911.

Explanation—A. E. and P., ambassador extraordinary and plenipotentiary; E. E. and M. P., envoy extraordinary and minister plenipotentiary; M. R., minister resident; M. R. and C.-G., minister resident and consul-general.

Country.	Representative.	Location.	Appointed from.	Salary.
Argentina Republic.....	John R. Carter, E. E. & M. P.....	Buenos Aires.....	Maryland.....	\$12,000
	R. W. Bliss, Sec. of Leg.....	Buenos Aires.....	New York.....	2,625
Austria-Hungary	Richard C. Kerens, A. E. & P.....	Vienna.....	Missouri.....	17,500
	Joseph C. Grew, Sec. of Emb.....	Vienna.....	Massachusetts.....	3,000
	Arthur H. Frazier, 2d Sec. of Emb.....	Vienna.....	Pennsylvania.....	2,000
	Lieut.-Com. A. T. Long, Nav. Att.....	Vienna.....	Navy.....
	Maj. William H. Allaire, Mil. Att.....	Vienna.....	Army.....
Belgium	Larz Anderson, E. E. & M. P.....	Brussels.....	District of Columbia.....	12,000
	U. G. Smith, Sec. of Leg.....	Brussels.....	Pennsylvania.....	2,625
Bolivia	Horace G. Knowles, E. E. & M. P.....	LaPaz.....	Delaware.....	10,000
, Sec. of Leg.....	LaPaz.....	2,000
Brazil	Irving B. Dudley, A. E. & P.....	Rio de Janeiro.....	California.....	17,500
	George P. Rives, Sec. of Emb.....	Rio de Janeiro.....	Virginia.....	3,000
Bulgaria	John B. Jackson, E. E. & M. P.....	Bucharest.....	New Jersey.....	10,000
Chile	Henry P. Fletcher, E. E. & M. P.....	Santiago.....	Pennsylvania.....	12,000
, Sec. of Leg.....	Santiago.....	2,625
China	William J. Calhoun, E. E. & M. P.....	Pekin.....	Illinois.....	12,000
	Edward T. Williams, Sec. of Leg.....	Pekin.....	Ohio.....	2,625
	George T. Summerlin, 2d Sec. of Leg.....	Pekin.....	Louisiana.....	1,800
	Capt. J. H. Shipley, Nav. Att.....	Pekin.....	Navy.....
	Charles D. Tenney, Chinese Sec.....	Pekin.....	Massachusetts.....	3,600
Colombia	Capt. J. H. Reeves, Mil. Att.....	Pekin.....	Army.....
	James T. DuBois, E. E. & M. P.....	Bogota.....	Pennsylvania.....	10,000
Costa Rica and Nicaragua....., Sec. of Leg.....	Bogota.....	2,000
	Lewis Einstein, E. E. & M. P.....	San Jose.....	New York.....	10,000
Cuba	G. L. Monroe, Sec. of Leg.....	San Jose.....	Mississippi.....	2,000
	Arthur M. Beaupre, E. E. & M. P.....	Havana.....	Illinois.....	12,000
	Hugh S. Gibson, Sec. of Leg.....	Havana.....	California.....	2,625
Denmark	W. K. Wallace, 2d Sec. of Leg.....	Havana.....	Colorado.....	1,800
	Maureice F. Egan, E. E. & M. P.....	Copenhagen.....	Dist. of Columbia.....	10,000
Dominican Republic.....	Norval Richardson, Sec. of Leg.....	Copenhagen.....	Mississippi.....	2,000
	William W. Russell, M. R. & C.-G.....	Santo Domingo.....	Dist. of Columbia.....	10,000
Ecuador	Evan E. Young, E. E. & M. P.....	Quito.....	South Dakota.....	10,000
	K. Bligham, Sec. of Leg.....	Quito.....	District of Columbia.....	2,000
France	Robert Bacon, A. E. & P.....	Paris.....	New York.....	17,500
	A. B. Blanchard, Sec. of Emb.....	Paris.....	Louisiana.....	3,000
	S. Whitehouse, 2d Sec. of Emb.....	Paris.....	New York.....	2,000
	W. D. Robbins, 3d Sec. of Emb.....	Paris.....	Massachusetts.....	1,200
	Com. H. H. Hough, Nav. Att.....	Paris.....	Navy.....
	Maj. T. B. Mott, Mil. Att.....	Paris.....	Army.....
	John G. A. Leishman, A. E. & P.....	Berlin.....	Pennsylvania.....	17,500
Germany	Irwin B. Laughlin, Sec. of Emb.....	Berlin.....	Pennsylvania.....	3,000
	W. Spencer, 2d Sec. of Emb.....	Berlin.....	Pennsylvania.....	2,000
	Perry Belden, 3d Sec. of Emb.....	Berlin.....	New York.....	1,200
	Com. A. B. Hoff, Nav. Att.....	Berlin.....	Navy.....
	Capt. S. G. Shartle, Mil. Att.....	Berlin.....	Army.....
Great Britain	Whitelaw Reid, A. E. & P.....	London.....	New York.....	17,500
	William Phillips, Sec. of Emb.....	London.....	Massachusetts.....	3,000
	Leland Harrison, 2d Sec. of Emb.....	London.....	Illinois.....	2,000
	Sheldon L. Crosby, 3d Sec. of Emb.....	London.....	New York.....	1,200
Greece	Com. E. Simpson, Nav. Att.....	London.....	Navy.....
	Maj. S. I'H. Slocum, Mil. Att.....	London.....	Army.....
Greece	George H. Moses, E. E. & M. P.....	Athens.....	New Hampshire.....	10,000
	F. O. de Billier, Sec. of Emb.....	Athens.....	District of Columbia.....	2,000
Guatemala	R. S. R. Hilt, E. E. & M. P.....	Guatemala.....	Illinois.....	10,000
	J. H. Stabler, Sec. of Leg.....	Guatemala.....	Maryland.....	2,000
Haiti	Henry W. Furness, E. E. & M. P.....	Port au Prince.....	Indiana.....	10,000
	Charles D. White, E. E. & M. P.....	Tegucigalpa.....	New York.....	10,000
Italy	Thomas J. O'Brien, A. E. & P.....	Rome.....	Michigan.....	17,500
	Charles S. Wilson, Sec. of Emb.....	Rome.....	Maine.....	3,000
	A. R. Magruder, 2d Sec. of Emb.....	Rome.....	Maryland.....	2,000
	Lieut.-Com. A. T. Long, Nav. Att.....	Rome.....	Navy.....
Japan	Maj. J. F. R. Landis, Mil. Att.....	Rome.....	Army.....
	Charles Page Bryan, A. E. & P.....	Tokyo.....	Illinois.....	17,500
	Montgomery Schuyler, Jr., Sec. of Emb.....	Tokyo.....	New York.....	3,000
	Charles Campbell, Jr., 2d Sec. of Emb.....	Tokyo.....	Virginia.....	2,000
, 3d Sec. of Emb.....	Tokyo.....	1,200
Japan	Capt. John H. Shipley, Nav. Att.....	Tokyo.....	Navy.....
	Lieut.-Col. H. L. Hawthorne, Mil. Att.....	Tokyo.....	Army.....
	Charles J. Arnell, Int.....	Tokyo.....	Washington.....	3,600
	William D. Crum, M. R. & C.-G.....	Monrovia.....	South Carolina.....	5,000
Liberia	Richard C. Bundy, Sec. of Leg.....	Monrovia.....	Ohio.....	2,000
	Lloyd Bryce, E. E. & M. P.....	The Hague.....	New York.....	12,000
Luxemburg	Henry Lane Wilson, A. E. & P.....	Mexico.....	Washington.....	17,500
	Fred M. Dearing, Sec. of Emb.....	Mexico.....	Missouri.....	3,000
	N. O'Shaughnessy, 2d Sec. of Emb.....	Mexico.....	New York.....	2,000
Montenegro	Frank D. Arnold, 3d Sec. of Emb.....	Mexico.....	Pennsylvania.....	1,200
	George H. Moses, E. E. & M. P.....	Athens.....	New Hampshire.....	10,000
Morocco	F. W. Carpenter, E. E. & M. P.....	Tangier.....	California.....	10,000
	Cyrus F. Wicker, Sec. of Leg.....	Tangier.....	New York.....	2,000

UNITED STATES DIPLOMATIC SERVICE.—CONTINUED.

Country.	Representative.	Location.	Appointed from.	Salary.
Netherlands	Lloyd Bryce, E. E. & M. P.	The Hague	New York	\$12,000
Nicaragua	Paxton Hibben, Sec. of Leg.	The Hague	Indiana	2,625
Norway	Elliott Northcott, E. E. & M. P.	Managua	West Virginia	10,000
Panama	Laurits S. Swenson, E. E. & M. P.	Christiania	Minnesota	10,000
	Charles B. Curtis, Sec. of Leg.	Christiania	New York	2,000
Paraguay and Uruguay	H. Percival Dodge, E. E. & M. P.	Panama	Massachusetts	10,000
	W. W. Andrews, Sec. of Leg.	Panama	Ohio	2,000
Persia	Nicolay A. Grevstad, E. E. & M. P.	Montevideo	Illinois	10,000
	Charles W. Russell, E. E. & M. P.	Teheran	District of Columbia	10,000
Peru	Edward Bell, Sec. of Leg.	Teheran	New York	2,000
	H. Clay Howard, E. E. & M. P.	Lima	Kentucky	10,000
	W. P. Cresson, Sec. of Leg.	Lima	Nevada	2,000
Portugal	Edwin V. Morgan, E. E. & M. P.	Lisbon	New York	10,000
	G. L. Lorillard, Sec. of Leg.	Lisbon	Rhode Island	2,000
Roumania and Servia	John B. Jackson, E. E. & M. P.	Bucharest	New Jersey	10,000
	R. B. Harvey, Sec. of Leg. & C.-G.	Bucharest	Maryland	2,000
Russia	Curtis Guild, A. E. & P.	St. Petersburg	Massachusetts	17,500
	George P. Wheeler, Sec. of Emb.	St. Petersburg	Washington	3,000
	Alexander Benson, 2d Sec. of Emb.	St. Petersburg	Pennsylvania	2,000
	E. A. Sterling, 3d Sec. of Emb.	St. Petersburg	Texas	1,200
	Com. H. H. Hough, Nav. Att.	Paris	Navy
Salvador	Capt. N. K. Averill, Mil. Att.	St. Petersburg	Army
	William Helmke, E. E. & M. P.	San Salvador	Kansas	10,000
	T. E. Dabney, Sec. of Leg. and C.-G.	San Salvador	Louisiana	2,000
Siam	Hamilton King, E. E. & M. P.	Bangkok	Michigan	10,000
	(Vacancy), Sec. of Leg. and C.-G.	Bangkok
Spain	Leng Hul, Int.	Bangkok	500
	Henry C. Ide, E. E. & M. P.	Madrid	Vermont	12,000
	Gustav Scholle, Sec. of Leg.	Madrid	Minnesota	2,000
Sweden	Charles H. Graves, E. E. & M. P.	Stockholm	Minnesota	10,000
	H. C. May, Sec. of Leg.	Stockholm	District of Columbia	2,000
Switzerland	Henry S. Boutell, E. E. & M. P.	Bern	Illinois	10,000
Turkey	William W. Rockhill, A. E. & P.	Constantinople	Dist. of Columbia	17,500
	Hoffman Phillip, Sec. of Leg.	Constantinople	New York	2,625
	A. A. Gargiulo, Int.	Constantinople	Turkey	3,000
Uruguay and Paraguay	Nicolay A. Grevstad	Montevideo	Illinois	10,000
Venezuela	John W. Garrett, E. E. & M. P.	Caracas	Maryland	10,000

UNITED STATES CONSULAR SERVICE.

Abbreviations: C.-G., consul general; C., consul; V.-C., vice-consul; C. A., commercial agent.

CONSULS-GENERAL AT LARGE.

Fleming D. Cheshire, N. Y.	\$5,000
George H. Murphy, N. C.	5,000
Alfred L. M. Gottschalk, N. Y.	5,000
Heaton W. Harris, Ohio	5,000
Charles C. Eberhardt, Kas.	5,000

ABYSSINIA.

Adis Ababa—Guy R. Love, O. V. and D. C.-G.
--	-------

ARGENTINE REPUBLIC.

Buenos Aires—R. M. Bartleman, Mass., C.-G.	4,500
Rosario—Robert T. Crane, Md., C.	2,500

AUSTRIA-HUNGARY.

Budapest—Paul Nash, N. Y., C.-G.	3,500
Carlsbad—Will L. Lowrie, Ill., C.	3,000
Flume—Clarence R. Slocum, N. Y.	3,500
Prague—Joseph I. Brittain, O., C.	3,500
Reichenberg—William J. Pike, Pa., C.	4,000
Trieste—Ralph J. Todd, Ind., C.	3,000
Vicnna—Charles Denby, Ind., C.-G.	6,000

BELGIUM.

Antwerp—Henry W. Diederich, D. C., C.-G.	5,500
Brussels—Eitelbert Watters, Pa., C.-G.	5,500
Ghent—Henry A. Johnson, D. C., C.	3,000
Liege—Alexander Helmgartner, O., C.	3,000

BRAZIL.

Bahia—S. P. Warner, D. C., C.	4,000
Para—George H. Plecker, O., C.	4,000
Pernambuco—P. M. Griffith, O., C.	4,000
Rio de Janeiro—Julius G. Lay, D. C., C.-G.	8,000
Santos—Jay White, Mich., C.	4,000

CHILE.

Iquique—Rea Hanna, Cal., C.	3,000
Punta Arenas—Charles L. Latham, N. C., O.	3,000
Valparaiso—Alfred A. Winslow, Ind., C.	4,500

CHINA.

Amoy—J. H. Arnold, Cal., C.	4,500
Antung—A. A. Williamson, D. C., C.	2,500
Canton—Leo A. Bergholz, N. Y., C.-G.	5,500
Chefoo—John Fowler, Mass., C.-G.	4,500
Chungking—F. C. Baker, Cal., C.	3,500
Fuchau—(Vacancy), C.	4,500
Hankow—Roger S. Greene, Mass., C.-G.	4,500

Harbin—Lester Maynard, Cal., C.	4,000
Mukden—F. D. Fisher, Ore., C.-G.	4,500
Nanking—W. T. Gracey, Mass., O.	4,000
Newchwang—William F. Kent, Va., C.-G.	4,500
Shanghai—Amos P. Wilder, Wis., C.-G.	8,000
Swatow—Charles L. Williams, O., C.	2,500
Tientsin—S. S. Knabenshue, O., C.-G.	5,500

COLOMBIA.

Barranquilla—Isaac A. Manning, Ore., C.	3,500
Bogota—(Vacancy), C.-G.	3,500
Cartagena—Graham H. Kemper, Ky., C.	2,000

COSTA RICA.

Port Limon—Chester Donaldson, N. Y., C.	2,500
San Jose—Samuel T. Lee, Mich., C.	3,000

CUBA.

Cienfuegos—Max J. Baehr, Neb., O.	4,500
Havana—James L. Rodgers, O., C.-G.	8,000
Santiago—R. E. Holaday, O., C.	4,500

DENMARK AND DOMINIONS.

Copenhagen—E. D. Winslow, Ill., C.-G.	3,000
St. Thomas—C. H. Payne, W. Va., C.	3,000

DOMINICAN REPUBLIC.

Puerto Plata—C. M. Hathaway, Pa., C.	2,000
Santo Domingo—F. M. Endicott, Mass., C.-G.

ECUADOR.

Guayaquil—Herman R. Dietrich, Mo., C.-G.	4,500
--	-------

FRANCE AND DOMINIONS.

Algiers—Albert W. Robert, Fla., C.	2,500
Bordeaux—Alfred K. Moe, N. Y., C.	4,000
Calais—James B. Milner, Ind., C.	3,000
Cognac—George H. Jackson, Conn., C.	2,500
Goree-Dakar—(Vacancy), C.	2,000
Grenoble—C. P. H. Nason, Pa., C.	2,000
Madagascar—F. T. F. Dumont, Pa., C.	2,000
Havre—James E. Dunning, Me., C.	5,000
Limoges—Eugene I. Belsile, Mass., C.	2,500
Lyons—Carl B. Hurst, D. C., C.	5,000
Marseilles—Alphonse Gaulin, R. I., C.-G.	5,500
Martinique—Thomas E. Wallace, Iowa, C.	2,500
Nantes—L. Goldschmidt, N. H., C.	3,000
Nice—W. D. Hunter, Minn., C.	2,500

Paris—Frank H. Mason, O., C.-G.....	\$12,000
Rhims—William Bardel, N. Y., C.....	2,500
Roubais—Joseph E. Hagen, Ill., C.....	2,500
Rouen—Charles A. Holder, Col., C.....	2,000
Saigon—Hubert G. Baugh, Cal.....	2,000
St. Etienne—William H. Hunt, N. Y., C.....	2,500
St. Pierre, St. W.—Douglas Jenkins, S. C., C.....	2,000
Tahiti—North Winship, Ga., C.....	2,000
Tamatave—James G. Carter, Ga., C.....	2,500

GERMAN EMPIRE.

Aix la Chapelle—Pendleton King, N. C., C.....	3,000
Apia—Mason Mitchell, N. Y., C.....	3,500
Barmen—George E. Eager, Ill., C.....	3,500
Berlin—A. M. Thacker, Pa., C.-G.....	8,000
Bremen—William T. Fee, O., C.....	5,900
Breslau—Herman L. Spahr, S. C., C.....	2,500
Brunswick—T. J. Albert, Md., C.....	2,500
Coburnitz—Thomas H. Norton, O., C.....	3,500
Cologne—Frank Dillingham, Cal., C.-G.....	4,500
Cogne—Hiram J. Dillingham, Ill., C.....	3,500
Dresden—T. St. John Gaffney, N. Y., C.-G.....	4,500
Erfurt—Ralph C. Busser, Pa., C.....	2,500
Frankfort-on-Main—Frank D. Hill, Minn., C.-G.....	5,500
Hamburg—Robert P. Skinner, O., C.-G.....	8,000
Hanover—R. J. Thompson, Ill., C.....	3,000
Kehl—Frank S. Hannah, Ill., C.....	3,000
Leipzig—Albert R. Morawatz, Ariz., C.....	4,000
Magdeburg—A. W. Donegan, Ala., C.....	2,500
Mannheim—Samuel H. Shaub, Ind., C.....	3,500
Munich—Thomas W. Peters, D. C., C.-G.....	4,500
Nuremberg—George N. Ifft, Idaho, C.....	4,000
Plauen—Robert B. Mosher, D. C., C.....	4,000
Stettin—W. C. Teichmann, Mo., C.....	2,500
Stuttgart—Edward Higgins, Mass., C.....	4,000
Tsingtau, China—James C. McNally, Pa., C.....	4,000

GREAT BRITAIN.

Aden—Walter H. Schulz, Okla., C.....	2,500
Auckland—William A. Prickett, N. J., C.-G.....	4,500
Barbados—Chester W. Martin, Mich., C.....	3,000
Belfast—Hunter Sharp, N. C., C.....	3,000
Belize—William L. Abery, Conn., C.....	2,500
Birmingham—Albert Halstead, D. C., C.....	4,500
Bombay—E. S. Cunningham, Tenn., C.....	4,000
Bradford—A. E. Ingram, Cal., C.....	3,500
Bristol—H. M. Byington, Conn., C.....	2,000
Burslem—Edward B. Walker, N. Y., C.....	3,000
Calcutta—William H. Michael, Neb., C.-G.....	6,000
Calgary—E. S. Hotchkiss, Wis., C.....	3,000
Campbellton—T. Botkin, Utah, C.....	2,000
Cape Town—Richard Guenther, Wis., C.-G.....	6,000
Cardiff—Lorin A. Lathrop, Cal., C.....	2,500
Charlottetown—Allen Gard, N. J., C.....	2,000
Colombo—Charles K. Moser, Va., C.....	3,000
Cork—George E. Chamberlin, N. Y., O.....	2,500
Cornwall—Henry C. A. Damm, Tenn., C.....	2,000
Dawson—George C. Cole, W. Va., C.....	5,000
Dublin—Edward L. Adams, N. Y., C.....	4,000
Dundee—E. H. Dennison, O., C.....	4,000
Durban—Howard D. Van Sant, N. J., C.....	3,500
Durham—N. B. Stewart, Ga., C.....	3,500
Edinburgh—Rufus Fleming, O., C.....	3,500
Ferrie—Frank C. Denison, Vt., C.....	2,000
Fort Erie—H. J. Harvey, N. Y., C.....	2,000
Georgetown—(Vacancy), C.....	3,500
Gibraltar—R. L. Sprague, Mass., C.....	2,500
Glasgow—John N. McCunn, Wis., C.....	4,500
Halifax—James W. Ragsdale, Cal., C.-G.....	4,500
Hamilton, Ber.—W. M. Greene, R. I., C.....	2,500
Hamilton, Ont.—James M. Shepard, Mich., C.....	3,000
Hobart—H. D. Baker, Ill., C.....	2,000
Hongkong—George E. Anderson, Ill., C.-G.....	8,000
Huddersfield—F. I. Bright, O., C.....	3,000
Hull—Walter C. Hamm, N. Y., C.....	2,500
Johannesburg—Edwin N. Gunsalus, O., C.....	5,000
Karachi—Stuart K. Lupton, Tenn., C.....	4,500
Kingston, Jamaica—N. R. Snyder, Pa., C.....	4,500
Kingston, Ont.—Felix S. S. Johnson, N. J., C.....	2,500
Leeds—B. F. Chase, Pa., C.....	2,500
Liverpool—H. L. Washington, D. C., O.....	8,000
London—John L. Griffiths, Ind., C.-G.....	3,000
Madras—Jose O. Oliveira, N. Y., C.....	3,000
Malta—James O. Lang, Mo., C.....	2,500
Manchester—Church Howe, Neb., C.....	6,000
Melbourne—W. C. Magelsen, Minn., C.-G.....	3,000
Moncton—M. J. Hendrick, N. Y., C.....	2,000
Montreal—William H. Bradley, Ill., C.-G.....	6,000
Nassau—Julian Potter, N. Y., C.....	3,000
Newcastle, N. S. W.—G. B. Killmaster, Mich., C.....	3,000

Newcastle-on-Tyne—H. W. Metcalf, Me., C.....	\$3,000
Niagara Falls—E. W. Trimmer, N. Y., C.....	2,000
Nottingham—Samuel M. Taylor, O., C.....	4,500
Orilla—Harry P. Dill, Me., C.....	2,500
Ottawa—John G. Foster, Vt., C.-G.....	6,000
Owen Sound—A. G. Seyfert, Pa., C.....	2,500
Plymouth—J. G. Stephens, Ind., C.....	2,500
Port Antonio—Julius D. Dreher, S. C., C.....	3,000
Port Elizabeth—E. A. Wakefield, Me., C.....	3,500
Port Louis—(Vacancy), C.....	2,000
Prescott—Martin R. Sackett, N. Y., C.....	2,500
Quebec—Gebhard Willrich, Wis., C.....	3,500
Rangoon—M. K. Moorhead, Pa., C.....	3,500
Rimouski—F. M. Ryder, Conn., C.....	3,500
St. John, N. B.—Henry S. Culver, O., C.....	3,000
St. John's, N. F.—Jas. S. Benedict, N. Y., C.....	2,500
St. John's, Que.—A. J. McCulloch, Miss., C.....	2,500
St. Stephen—C. A. McCullough, Me., C.....	2,000
Sandakan—O. H. Baker, Iowa, C.....	3,000
Sarnia—Fred C. Slater, Kas., C.....	2,500
Sault Ste. Marie—Geo. V. Shotts, Mich., C.....	2,500
Sheffield—C. N. Daniels, Conn., C.....	3,000
Sherbrooke—Paul Lang, N. H., C.....	3,500
Sierra Leone—William J. Yerby, Tenn., C.....	2,000
Singapore—Thomas P. Mofat, N. Y., C.-G.....	4,500
Southampton—Albert W. Swalm, Iowa, C.....	4,500
Suva—(Vacancy), C.....	2,000
Swansea—C. L. Livingston, Pa., C.....	3,000
Sydney, N. S.—Charles M. Freeman, N. H., C.....	3,000
Sydney, N. S. W.—John P. Bray, N. D., C.-G.....	5,500
Toronto—R. S. Chilton, D. C., C.....	4,000
Trinidad—Franklin D. Hale, Vt., C.....	3,000
Turks Island—J. A. Howells, O., C.....	2,000
Vancouver—David F. Wilber, N. Y., C.-G.....	4,500
Victoria—A. E. Smith, Ill., C.....	4,000
Windsor—John—H. A. Conant, Mich., C.....	2,500
Winnipeg—Oht E. Jones, D. O., C.-G.....	4,500
Yarmouth—A. J. Fleming, Mo., C.....	2,500

GREECE.

Athens—William H. Gale, Va., C.-G.....	3,000
Patras—Arthur B. Cooke, S. C., C.....	2,000

GUATEMALA.

Guatemala—George A. Bucklin, Jr., Okla., C.-G.....	3,500
--	-------

HAITI.

Cape Haitien—L. W. Livingston, Fla., C.....	2,000
Port au Prince—John B. Terres, N. Y., C.....	3,000

HONDURAS.

Celba—George F. Davis, Mo., C.....	2,000
Puerto Cortes—C. I. Dawson, S. C., C.....	2,500
Tegucigalpa—A. T. Haerberle, Mo., C.....	2,500

ITALY.

Catania—Arthur Garrels, Mo., C.....	3,000
Florence—Leo J. Keuca, Mich., C.....	3,000
Genoa—James A. Smith, Vt., C.-G.....	4,500
Leghorn—Frank Deedmeier, Ala., C.....	3,000
Milan—Charles M. Caughy, Md., C.....	4,000
Napies—William W. Handley, N. Y., C.....	4,000
Palermo—Hernando de Soto, Cal., C.....	3,500
Rome—Chapman Coleman, Ky., C.....	3,500
Turin—A. H. Michelson, Mass., C.....	2,000
Venice—James V. Long, Pa., C.....	2,000

JAPAN.

Dalny—Albert H. Pontius, Minn., C.....	3,500
Kobe—George N. West, D. C., C.....	5,000
Nagasaki—Carl F. Deichman, Mo., C.....	3,500
Seoul—G. H. Seidmore, Wis., C.-G.....	5,500
Tamsui—Samuel C. Reat, Ill., C.....	3,000
Yokohama—Thomas Sammons, Wash., C.-G.....	6,000

KONGO.

Boma—(Vacancy), C.-G.....	4,500
---------------------------	-------

LIBERIA.

Monrovia—William D. Crum, C.-G.....	5,000
-------------------------------------	-------

MEXICO.

Acapulco—C. S. Edwards, Minn., C.....	2,500
Agua Caliente—Gaston Schmitt, La., C.....	2,000
Chihuahua—Maddin Strimmers, Tenn., C.....	2,500
Ciudad Juarez—T. D. Edwards, S. D., C.....	2,500
Ciudad Porfirio Diaz—L. T. Ellsworth, O., C.....	2,500
Durango—Theodore C. Hamm, Va., C.....	2,000
Ensenada—Frederick Stimpich, Wash., C.....	2,000
Frontera—A. J. Lespinasse, N. Y., C.....	3,000
Guadalajara—Samuel E. Magill, Ill., C.....	3,500
Hermosillo—Louis Hostetter, Neb., C.....	2,000
La Paz—L. N. Sullivan, Pa., C.....	2,000

Manzanillo—Milton B. Kirk, Ill., C.....	\$2,000
Matamoros—J. H. Johnson, Tex., C.....	2,500
Mazatlan—William E. Alger, Mass., C.....	2,500
Mexico—Arnold Shanklin, Mo., C-G.....	6,000
Monterey—P. C. Hanna, Iowa, C-G.....	3,500
Nogales—A. V. Dye, Mo., C.....	2,500
Nuevo Laredo—A. B. Garrett, W. Va., C.....	2,500
Progreso—Marion Lecher, Ga., C.....	3,000
Salina Cruz—Lewis W. Haskell, S. C., C.....	2,000
Saultillo—Philip E. Holland, Tenn., C.....	2,000
San Luis Potosi—W. L. Bonney, Ill., C.....	2,500
Tampico—Clarence A. Miller, Mo., C.....	3,000
Tapachula—A. W. Brickwood, Jr., Ariz., C.....	2,000
Vera Cruz—William W. Canada, Ind., C.....	4,500

MOROCCO.

Tangier—Maxwell Blake, Mo., C-G.....	3,500
--------------------------------------	-------

NETHERLANDS.

Amsterdam—Frank W. Mahin, Iowa, C.....	5,000
Batavia—B. S. Rairden, Me., C.....	3,000
Curacao—Elias H. Cheney, N. H., C.....	2,500
Rotterdam—Soren Listoe, Minn., C-G.....	5,500

NICARAGUA.

Bluefields—Arthur J. Clare, D. C., C.....	3,500
Cape Gracias a Dios—(Vacancy), C.....	2,000
Corinto—J. W. Johnson, N. Y., C.....	3,000
Managua—(Vacancy), C.....	3,000

NORWAY.

Bergen—B. M. Rasmussen, Iowa, C.....	2,500
Christiania—Henry Bordewich, Minn., C-G.....	3,000
Stavanger—P. E. Taylor, Neb., C.....	2,000

OMAN.

Maskat—Homer Brett, Miss., O.....	2,000
-----------------------------------	-------

PANAMA.

Colon—James C. Kellogg, La., C.....	4,000
Panama—A. G. Snyder, W. Va., C-G.....	5,500

PARAGUAY.

Asuncion—Cornelius Ferris, Jr., Cal., C.....	2,000
--	-------

PERSIA.

Tabriz—Gordon Paddock, N. Y., C.....	3,000
--------------------------------------	-------

PERU.

Callao—William H. Robertson, Va., C.....	4,500
Iquitos—(Vacancy), C.....	3,000

PORTUGAL.

Lisbon—Louis H. Ayne, Ill., C-G.....	3,500
Lourenco Marquez—G. A. Chamberlain, N. M., C.....	5,000
St. Michels—Edward A. Creevey, N. J., C.....	3,000

ROUMANIA.

Bucharest—R. B. Harvey, Md., C-G.....	2,000
---------------------------------------	-------

RUSSIA.

Batum—(Vacancy), C.....	2,500
Moscow—J. H. Snodgrass, W. Va., C-G.....	5,500
Odessa—John H. Grout, Mass., C.....	3,500

FOREIGN LEGATIONS IN THE UNITED STATES.

Argentine Republic—Senior Don Romulo S. Naon, E. E. and M. P.	
Don Manuel E. Malbran, secretary of legation.	
Austria-Hungary—Baron Hengelmueller von Henger- var, A. E. and P.	
Chevalier von Lowenthal-Linau, counselor of lega- tion.	
Count F. von Bruselle-Schaubeck, secretary.	
Belgium—Count Conrad de Brusseret, E. E. and M. P.	
Mr. Charles Symon, secretary of legation.	
Bolivia—Senior Don Ignacio Calderon, E. E. & M. P.	
Brazil—Mr. Domicio da Gama, A. E. and M. P.	
Mr. R. de Lima e Silva, counselor.	
Chile—Senior Don Eduardo Suarez, E. E. and M. P.	
Senior Don Alberto Yoachim, first secretary.	
China—Sao Sze, E. E. and M. P.	
Mr. Yung Kwai, first secretary.	
Mr. Lu Ping Tien, secretary interpreter.	
Colombia—Senior Gen. Pedro Nel Ospina, E. E. and M. P.	
Costa Rica—Senior Don Joaquin B. Calvo, E. E. and M. P.	
Cuba—Senior Antonio Martin Rivaro, E. E. & M. P.	
Senior Don Antonio Carrillo de Albornoz, first sec- retary.	
Denmark—Count Carl Moltke, E. E. and M. P.	
Dominican Republic—Senior Don Emilio C. Joubert, E. E. and M. P.	
Riga—William F. Doty, N. J., C.....	\$3,000
St. Petersburg—Jacob E. Conner, Iowa, C.....	5,500
Vladivostok—John F. Jewell, Ill., C.....	3,500
Warsaw—Thomas E. Heenan, Minn., C.....	4,000

SALVADOR.

San Salvador—Thomas E. Dabney, La., C-G.....	3,500
--	-------

SERVIA.

Belgrade—Robert S. S. Bergh, N. D., C.....	2,000
--	-------

SIAM.

Bangkok—(Vacancy), C-G.....	2,000
-----------------------------	-------

SPAIN.

Barcelona—Henry H. Morgan, La., C-G.....	5,500
Jeres de la Frontera—P. Gasset, D. C., C.....	2,500
Madrid—Charles L. Hoover, Mo., C.....	2,500
Malaga—Edward J. Norton, Tenn., C.....	3,000
Seville—Charles S. Winans, Mich., C.....	3,000
Tenerife—William W. Kitchin, Miss., C.....	2,500
Valencia—Robert Frazer, Jr., Pa., C.....	2,500

SWEDEN.

Gothenburg—S. J. Fuller, Wis., C.....	2,500
Stockholm—Ernest L. Harris, Ill., C-G.....	3,500

SWITZERLAND.

Basel—George Gifford, Me., C.....	3,500
Bern—George Helmrod, Neb., C.....	3,500
Geneva—Francis B. Keene, Wis., C.....	3,500
St. Gall—D. I. Murphy, D. C., C.....	4,500
Zurich—Robert E. Mansfield, Ind., C-G.....	4,500

TURKEY.

Aleppo—J. B. Jackson, O., C.....	3,000
Alexandria—David R. Birch, Pa.....	3,500
Bagdad—Emil Sauer, Tex., C.....	3,500
Beirut—W. S. Hollis, Mass., C-G.....	4,500
Cairo—Peter A. Jay, R. I., C-G.....	6,500
Constantinople—G. B. Ravndal, S. D., C-G.....	6,000
Harput—W. W. Masterson, Ky., C.....	3,000
Jerusalem—William Coffin, Ky., C.....	3,000
Mersina—Edward I. Nathan, Pa., C.....	2,500
Saloniki—John E. Kehl, O., C.....	3,500
Sivas—(Vacancy), C.....	2,000
Smyrna—George Horton, Ill., C.....	3,500
Trebizond—Milo A. Jewett, Mass., C.....	2,500
Tripoli—John Q. Wood, H. I., C.....	2,500

URUGUAY.

Montevideo—Frank W. Goding, Ill., C.....	3,500
--	-------

VENEZUELA.

La Guaira—Thomas W. Voelter, N. M., C.....	3,000
Maracaibo—John A. Ray, Tex., C.....	2,500
Puerto Cabello—Herbert R. Wright, Iowa, C.....	2,000

ZANZIBAR.

Zanzibar—A. W. Weddell, Va., C.....	2,500
-------------------------------------	-------

FOREIGN LEGATIONS IN THE UNITED STATES.

Ecuador—Dr. Don Rafael Maria Arizaga, E. E. and M. P.	
France—M. J. J. Jusserand, A. E. and P.	
Mr. Lefevre-Pontalis, counselor.	
Capt. de Chaubrun, military attache.	
Lieut.-Com. B. d'Azy, naval attache.	
German—Count Johann Heinrich von Bernstorff, A. E. and P.	
Mr. H. von Halmhausen, counselor and first sec- retary.	
Maj. Herwarth von Bittenfeld, military attache.	
Commander Retzmann, naval attache.	
Great Britain—Rt.-Hon. James Bryce, A. E. and P.	
Mr. A. M. Innes, counselor of embassy.	
Mr. G. Young, first secretary.	
Lieut.-Col. J. B. McLachlan, military attache.	
Capt. C. F. G. Sowerby, naval attache.	
Greece—Mr. L. A. Coronillas, M. R.	
Guatemala—Senior Don Luis Toledo Herrarte, E. E. and M. P.	
Haiti—Mr. H. P. Sannon, E. E. and M. P.	
Honduras—Dr. Alberto Membruno, E. E. and M. P.	
Italy—Marchese Cusani Confalonieri, A. E. and P.	
Noble L. de Marchesi Negrotto Cambiaso, coun- selor.	
Japan—Viscount Yasuya Uchida, A. E. and P.	
Mr. Keishiro Matsui, counselor.	
Mexico—Senior Don Gilberto Crespo y Martinez, A. E. and P.	

Senior Don Carlos Pereyra, first secretary.
 Senior Don A. Alzara R. de Terreros, second secretary.
 Netherlands—Jonkheer J. Loudon, E. E. and M. P.
 Mr. P. M. Smoick, secretary.
 Nicaragua—Senior Dr. Don Salvador Castrillo, Jr., E. E. and M. P.
 Norway—Mr. H. H. Bryn, E. E. and M. P.
 Mr. L. Aubert, secretary.
 Panama—Dr. Bellisario Porras, E. E. and M. P.
 Paraguay (a vacancy).
 Persia—Mirza Ali Kuli Khan, E. E. and M. P.
 Peru—Mr. Felipe Pado, E. E. and M. P.
 Portugal—Viscount de Alte, E. E. and M. P.
 Russia—Mr. George Bakhtietoff, A. E. and P.
 Prince N. Koudsheff, counselor.
 M. Constantin Nabokoff, first secretary.
 Col. Baron de Bode, military attache.

Commander Vassilleff, naval attache.
 Salvador—Senior Don Frederico Mejia, E. E. & M. P.
 Siam—Phya Akharaj Varadhara, E. E. and M. P.
 Spain—Senior Don Juan Riano y Gayangos, F. E. and M. P.
 Count Galarza, first secretary.
 Senior Don Manuel Wallis y Morino, 2d secretary.
 Lieut.-Col. Nicolas Urcullo y Cerejolo, military attache.
 Sweden—Count A. Ehrensvar, E. E. & M. P.
 Mr. A. Ekengren, counselor of legation.
 Switzerland—Dr. Paul Ritter, E. E. and M. P.
 Mr. Henri Martin, secretary of legation.
 Turkey—Yousouf Zia Pasha, E. E. and M. P.
 R. Raif Bey, counselor.
 Uruguay—Dr. Carlos Maria de Pena, E. E. & M. P.
 Venezuela—Don P. Ezequiel Rojas, E. E. and M. P.

FOREIGN CONSULS AND CONSULATES IN CHICAGO.

Argentine Republic—H. C. Winslow (acting), 1164 Montadnock block.
 Austria-Hungary—Hugo Silvestri (consul-general), 816, 108 South LaSalle st.
 Belgium—Charles Hearotin, 506, 209 S. LaSalle-st.
 Bolivia—F. W. Harwell, 1502, 105 S. LaSalle street.
 Brazil—S. R. Alexander, 10, 183 N. Wabash avenue.
 Chile—M. J. Steffens, 307 East 2d street.
 Costa Rica—B. Singer, 189 West Madison street.
 Cuba—Edouardo Patterson y Jauregui, 611, 139 West Madison street.
 Denmark—Georg Bech, 79, 154 W. Randolph street.
 Dominican Republic—Frederick W. Job, 832, 140 South Dearborn street.
 Ecuador—Louis J. Millet, 21 East Pearson street.
 France—Baron de St. Laurent, 449, 157 W. Adams-st.
 Germany—Alfred Geissler, 916, 22 S. Michigan-av.
 Great Britain—Horace D. Nugent (consul-general), 605 Pullman building.
 Greece—N. Salopoulos, 24, 143 N. Dearborn street.
 Guatemala—Jule F. Brower, 1331, 38 S. Dearborn-st.
 Italy—Chevalier Guido Sabetta, 432, 72 West Adams street.

Japan—K. Yamasaki, 929, 122 S. Michigan avenue.
 Mexico—Augustin Pina, 1228, 330 S. Michigan avenue.
 Netherlands—George Birkhoff, Jr. (consul-general), 58 West Washington street.
 Nicaragua—Berthold Singer, 189 W. Madison street.
 Norway—Oscar H. Haugan, 210, 135 West Washington street.
 Panama—Gustavo de Obaldia, 1125 Masonic Temple.
 Paraguay—D. T. Hunt, 704, 140 S. Dearborn street.
 Persia—T. Crane, Jr. (consul-general), 1214 South Canal street.
 Peru—W. M. Fiske, 234 South LaSalle street.
 Portugal—S. C. Simms (vice-consul), 7149 Jeffery-av.
 Russia—Baron Ernest de Schilling, 307, 157 West Adams street.
 Siam—Milward Adams, 404 South Michigan avenue.
 Spain—B. Singer, 189 West Madison street.
 Sweden—Henry S. Henschen (vice-consul), 135 West Washington street.
 Switzerland—A. Hollinger, 201, 179 West Washington street.
 Turkey—Charles Herotin, 506, 209 S. LaSalle street.
 Uruguay—Juan Moffit, 1614, 127 N. Dearborn street.

LIQUORS AND SPIRITS PRODUCED IN THE UNITED STATES.

Year ended June 30, 1910.

	Barrels.	State or territory.	Spirits, gallons.	Liquors, barrels.	State or territory.	Spirits, gallons.	Liquors, barrels.
Fermented liquors.....	59,544,775	Hawaii	19,467	13,633	Oregon	407	224,722
Distilled spirits.....	Gallons.	Illinois	38,027,381	6,024,884	Pennsylvania	9,322,097	7,664,141
Whisky	82,468,894	Indiana	25,873,720	1,304,148	South Carolina	2,942
Alcohol	50,703,846	Iowa	482,668	Tennessee	619,034	221,850
Commercial alcohol.....	17,623,867	Kansas ²	510	Texas	612,156
Rum	2,253,950	Kentucky	36,735,235	756,441	Virginia	977,248	174,479
Gin	2,985,435	Louisiana	8,869,832	466,301	Washington ³	175	867,065
High wines.....	206,534	Maryland ⁶	3,808,376	1,434,519	West Virginia.....	197,414	302,780
Fruit brandy.....	7,656,434	Massachusetts.....	4,295,780	2,112,006	Wisconsin	2,136,581	4,816,387
Total spirits.....	163,893,960	Michigan	2,376,643	1,538,663			
		Minnesota	1,579,167	Total	163,893,960	59,544,775
		Missouri	336,767	3,903,585	¹ Including Mississippi.		
		Montana ⁷	8,761	476,051	² Including Nevada.		
		Nebraska	2,348,619	414,519	³ Including Wyoming.		
		N. Hampshire ⁸	597	268,163	⁴ Including Rhode Island.		
		New Jersey.....	66,375	3,261,214	⁵ Including Oklahoma.		
		New Mexico ⁹	503	26,975	⁶ Including District of Columbia, Delaware and two counties of Virginia.		
		New York.....	8,775,394	13,097,349	⁷ Including Idaho and Utah.		
		North Carolina	601	⁸ Including Maine and Vermont.		
		N. & S. Dakota	56,605	⁹ Including Arizona.		
		Ohio	9,320,420	4,257,053	¹⁰ Including Alaska.		

PRODUCTION BY STATES.

State or territory.	Spirits, gallons.	Liquors, barrels.
Alabama ¹	11,553
Arkansas	38,223	12,709
California ²	9,377,372	1,255,131
Colorado ³	450,376
Connecticut ⁴	136,767	1,311,365
Florida	212,837	19,425
Georgia	11,773	128,750

LARGEST CITIES IN THE WORLD.

City.	Year.	Population.	City.	Year.	Population.
London (est.).....	1911	7,252,963	Berlin	1910	2,070,695
New York.....	1910	4,766,833	Vienna	1910	2,030,834
Paris	1911	2,546,986	St. Petersburg.....	1908	1,870,000
Tokyo	1908	2,186,079	Philadelphia	1910	1,549,008
Chicago	1910	2,185,283	Moscow	1907	1,468,563
			Buenos Aires (est.).....	1910	1,247,000
			Osaka	1908	1,226,690
			Calcutta	1911	1,216,514
			Constantinople (est).....	1910	1,200,000
			Rio de Janeiro (est).....	1910	1,000,000

OKLAHOMA'S 2-CENT PASSENGER RATE INVALID.

Oklahoma's 2 cent passenger rate was declared to be confiscatory and therefore invalid by the United States Circuit Court of Appeals in St. Louis, Mo., March 29, 1911. The opinion, written by Presiding Judge Sanborn, also held that the provision in the

state constitution of Oklahoma giving the corporation commission power to fix railroad rates was in conflict with the constitution of the United States. It had, however, the power to exempt railroads from confiscatory rates.

Army of the United States.

Corrected to Oct. 20, 1911.

GENERAL OFFICERS AND OFFICERS OF STAFF CORPS AND DEPARTMENTS.

GENERAL OFFICERS.

MAJOR-GENERALS.

Leonard Wood. Thomas H. Barry.
Frederick D. Grant. William H. Carter.
J. Franklin Bell. Arthur Murray.

BRIGADIER-GENERALS.

Frederick Funston. Marlon P. Mans.
Tasker H. Bliss. Ralph W. Hoyt.
Albert L. Mills. Montgomery M. Macomb.
John J. Pershing. Joseph W. Duncan.
Wm. W. Wotherspoon. Walter S. Schuyler.
Ramsay D. Potts. Robert K. Evans.
Daniel H. Brush. George S. Anderson.
Frederick A. Smith.

GENERAL STAFF CORPS.

Maj.-Gen. Leonard Wood, chief of staff.
Maj.-Gen. William H. Carter.

BRIGADIER-GENERALS.

William W. Wotherspoon.
Robert K. Evans.
Erasmus M. Weaver.

COLONELS.

John Biddle, engineers.
William A. Mann, infantry.
Edwin St. J. Greble, field artillery.
William A. Nichols, infantry.

LIEUTENANT-COLONELS.

William D. Beach, cavalry.
Hunter Liggett, infantry.
George T. Bartlett, coast artillery.
Daniel H. Boughton, cavalry.
John E. McMahon, field artillery.
Henry C. Hodges, Jr., infantry.

MAJORS.

Paul F. Straub, medical corps.
Guy Carleton, cavalry.
Henry T. Allen, cavalry.
Carl Reichmann, 24th infantry.
H. D. Todd, Jr., coast artillery.
William Lassiter, 5th field artillery.
Daniel B. Devore, infantry.
Charles H. Martin, infantry.
Jesse McI. Carter, cavalry.
William S. Graves, infantry.
Joseph D. Leitch, 28th infantry.
Johnson Hagood, coast artillery.

CAPTAINS.

Charles D. Rhodes, cavalry.
John McA. Palmer, 15th infantry.
Howard L. Laubach, infantry.
George H. Jameson, 29th infantry.
Paul B. Malone, infantry.
Jens Bugge, 28th infantry.
Benjamin T. Simmons, infantry.
Harry H. Tebbetts, infantry.
Thomas E. Merrill, field artillery.
George A. Nugent, coast artillery.
Monroe C. Kerth, infantry.
John R. Proctor, coast artillery.
Matthew E. Hanna, cavalry.
Alfred W. Bjornstad, 28th infantry.
Frank H. McCoy, cavalry.
Malin Craig, cavalry.
Clifton C. Carter, coast artillery.
Stanley D. Embick, coast artillery.
Charles E. Kilbourne, coast artillery.
George V. H. Moseley, 5th cavalry.

DIVISIONS AND DEPARTMENTS.

EASTERN DIVISION—Embracing the departments of the east and of the gulf; headquarters, Governor's Island, N. Y.; commander, Maj.-Gen. F. D. Grant.
DEPARTMENT OF THE EAST—Embracing New England states, New York, New Jersey, Pennsylvania, Delaware, Maryland, District of Columbia, Virginia, West Virginia, Ohio, island of Porto Rico and islands and keys adjacent thereto; headquarters at Fort Totten, N. Y.; commander, Brig.-Gen. T. H. Bliss.
DEPARTMENT OF THE GULF—Embracing states of North Carolina, South Carolina, Kentucky, Tennes-

see, Georgia, Florida, Alabama, Mississippi and the artillery districts of New Orleans and Galveston; headquarters at Atlanta, Ga.; commander, Brig.-Gen. A. L. Mills.

CENTRAL DIVISION—Embracing the departments of the lakes, the Missouri and Texas and the military reservations of Fort D. A. Russell (Wyoming), Fort Leavenworth (Kansas) and Fort Riley (Kansas); headquarters, Chicago, Ill.; commander, Brig.-Gen. R. D. Potts.

DEPARTMENT OF THE LAKES—Embracing the states of Michigan, Illinois, Indiana, Wisconsin, Minnesota and North Dakota; headquarters, St. Paul, Minn.; commander, Brig.-Gen. R. W. Hoyt.

DEPARTMENT OF THE MISSOURI—Embracing the states of Iowa, Missouri, Kansas (except Fort Leavenworth and Fort Riley military reservations), Nebraska, South Dakota, Wyoming (except Yellowstone National park and Fort D. A. Russell military reservation) and Colorado; headquarters, Omaha, Neb.; commander, Brig.-Gen. F. A. Smith.

DEPARTMENT OF TEXAS—Embracing states of Texas (except artillery district of Galveston), Louisiana (except artillery district of New Orleans), Arkansas, Oklahoma and New Mexico; headquarters, San Antonio, Tex.; commander, Brig.-Gen. J. W. Duncan.

WESTERN DIVISION—Embracing the departments of California and the Columbia; headquarters, San Francisco, Cal.; commander, Maj.-Gen. A. Murray.
DEPARTMENT OF CALIFORNIA—Embracing states of California, Nevada, Utah, Arizona and the Hawaiian islands and their dependencies; headquarters, Fort Miley, Cal.; commander, Brig.-Gen. D. H. Brush.

DEPARTMENT OF THE COLUMBIA—Embracing states of Washington, Oregon, Idaho, Montana, so much of Wyoming as is included in the Yellowstone National park and Alaska; headquarters, Vancouver barracks, Wash.; commander, Brig.-Gen. M. P. Maus.

PHILIPPINES DIVISION—Embracing the departments of Luzon, Visayas and Mindanao; headquarters, Manila, P. I.; commander, Maj.-Gen. J. F. Bell.

DEPARTMENT OF LUZON—Embracing all that portion of the Philippine archipelago lying north of a line passing southeastwardly through the west pass of Apo, or Mindoro strait, to the 12th parallel of north latitude, thence east along said parallel to the 124th degree 10 minutes east of Greenwich, thence north to San Bernardino straits; headquarters, Manila, P. I.; commander, Brig.-Gen. P. Funston.

DEPARTMENT OF THE VISAYAS—Embracing all islands south of the southern line of the department of Luzon east of longitude 121 degrees 45 minutes east of Greenwich and north of the 9th parallel of latitude, excepting the islands of Mindanao and Paragua and all islands east of the straits of Surigao; headquarters, Iloilo, P. I.; commander, Brig.-Gen. G. S. Anderson.

DEPARTMENT OF MINDANAO—Includes all the remaining islands of the Philippine archipelago; headquarters, Zamboanga, P. I.; commander, Brig.-Gen. J. J. Pershing.

DEPARTMENT OFFICERS.

THE ADJUTANT-GENERAL—With rank of major-general: Fred C. Ainsworth.

ADJUTANT-GENERALS—With rank of brigadier-general: William P. Hall.

With rank of colonel: Henry O. S. Heistand, George Andrews, William A. Simpson, Henry P. McCain, James T. Kerr.

With rank of lieutenant-colonel: A. O. Brodie, Benjamin Alvord, Eugene F. Ladd, Charles W. Taylor, Samuel W. Dunning, Ira A. Haynes, Francis J. Kernan.

With rank of major: Frederick Perkins, William H. Johnston, Beaumont B. Buck, Peyton L. Marsh, Archibald Campbell, William M. Wright, David J. Baker, William S. Scott, Harry H. Whitney, James T. Dean.

INSPECTOR-GENERAL—With rank of brigadier-general: Ernest A. Garlington.

INSPECTORS-GENERAL—With rank of colonel: Stephen C. Mills, John L. Chamberlain, George F. Chase.

With rank of lieutenant-colonel: Charles G. Morton, John W. Kuckman, James B. Erwin, George Bell, Jr.

With rank of major: Joseph T. Dickman, Tyree R. Rivers, Andre W. Brewster, Frank G. Mauldin, Walter H. Gordon, James H. Friar, George W. Read, E. A. Helmick, Lefroy S. Lyon.

JUDGE-ADVOCATE GENERAL—With rank of brigadier-general: Enoch H. Fowler.

JUDGE-ADVOCATES—With rank of colonel: Harvey C. Carbaugh, John A. Hull.

With rank of lieutenant-colonel: George M. Dunn, Frank L. Dodds, John B. Porter.

With rank of major: Lewis E. Goodier, Henry M. Morrow, Walter A. Bethel, B. Winship, Beverly A. Read, Edward A. Kregler.

QUARTERMASTER-GENERAL—With rank of brigadier-general: James B. Alesbire.

ASSISTANT QUARTERMASTERS-GENERAL—With rank of colonel: John L. Clem, George Rublen, William H. Miller, Frederick Von Schrader, Frederick G. Hodgson, John B. Bellinger, Isaac W. Littell, G. S. Bingham.

DEPUTY QUARTERMASTERS-GENERAL—With rank of lieutenant-colonel: Carroll A. Deval, Thomas Cruise, Daniel E. McCarthy, John T. Knight, John M. Carson, Jr., John E. Baxter, Moses G. Zalinski, W. S. Wood, C. B. Baker, George McK. Williamson, Thomas H. Slavens, David S. Stanley.

COMMISSARY-GENERAL—With rank of brigadier-general: Henry G. Sharpe.

ASSISTANT COMMISSARIES-GENERAL—With rank of colonel: Edward E. Dravo, Abiel L. Smith, James N. Allison.

DEPUTY COMMISSARIES-GENERAL—With rank of lieutenant-colonel: David L. Brainerd, George B. Davis, Albert K. Kniskern, Frank F. Eastman.

SURGEON-GENERAL—With rank of brigadier-general: George H. Torney.

ASSISTANT SURGEONS-GENERAL—With rank of colonel: W. C. Goggas, John Van R. Hoff, Louis M. Maus, Louis W. Crampton, Daniel M. Appel, Harry O. Perley, William B. Davis, William W. Gray, Louis Brechemin, Louis A. La Garde, Charles Richard, R. G. Ebert, W. H. Arthur, George E. Bushnell, H. P. Birmingham.

DEPUTY SURGEONS-GENERAL—With rank of lieutenant-colonel: William Stephenson, John L. Phillips, Guy L. Edle, William D. Crosby, Charles M. Gandy, Walter D. McCaw, J. R. Kean, Henry I. Raymond, Henry S. T. Harris, William P. Kendall, William E. Banister, Charles E. Woodruff, Charles F. Mason, James D. Glennan, Alfred E. Bradley, Euclid B. Frick, Frank R. Keefer, Charles W. Cox, Thomas U. Raymond, Henry D. Snyder, Allen M. Smith, Joseph T. Clarke, M. W. Ireland, Henry C. Fisher.

PAYMASTER-GENERAL—With rank of brigadier-general: Charles H. Whipple.

ASSISTANT PAYMASTERS-GENERAL—With rank of colonel: George R. Smith, Harry L. Rogers, Webster Vinson.

DEPUTY PAYMASTERS-GENERAL—With rank of lieutenant-colonel: H. S. Wallace, George F. Downey, Thomas C. Goodman, James B. Houston.

PAYMASTERS—With rank of major: Beecher B. Ray, Herbert M. Lord, William B. Rochester, Robert S. Smith, Franklin O. Johnson, William G. Gambrell, Timothy D. Keleher, James Canby, Morris K. Barroll, Charles E. Stanton, Pierre C. Stevens, John P. Hains, John C. Waterman, Ernest V. Smith, James L. Cole, William K. Jones, Earl C. Carnahan, William T. Wilder, Elwood W. Evans, Mervin C. Buckley, Willis Uline.

CHIEF OF ENGINEERS—With rank of brigadier-general: William H. Bixby.

Colonels: William T. Russell, Dan C. Kingman, William M. Black, S. W. Roessler, F. V. Abbot, Thomas L. Casey, Curtis Mc D. Townsend, George W. Goethals, John Mills, John Biddle, Harry F. Hodges.

Lieutenant-colonels: James G. Warren, Edward Burr, L. H. Beach, George A. Zinn, William C. Langftt, James C. Sanford, Graham D. Fitch,

B. DuE. Galliard, Harry Taylor, William L. Sibert, Joseph E. Kulin, William E. Craighill, Henry C. Newcomer, Patrick M. Mason, Charles H. Riche, Thomas H. Rees, Charles L. Potter.

CHIEF OF ORDNANCE—With rank of brigadier-general: William Crozier.

Colonels: S. E. Blunt, Rogers Birnie, Frank Baker, Orin B. Mitcham, Charles H. Clark, J. W. Benet.

Lieutenant-Colonels: William W. Gibson, Edwin B. Babbitt, Beverly W. Dunn, John T. Thompson, Charles B. Wiegler, William S. Pierce, George W. Burr, C. L. H. Ruggles, O. C. Horney.

CHIEF SIGNAL OFFICER—With rank of brigadier-general: James Allen.

SIGNAL OFFICERS—With rank of colonel: R. E. Thompson.

Lieutenant-colonels: G. P. Scriven, William A. Glassford.

REGIMENTAL OFFICERS.

CAVALRY.

- Colonel, Edward J. McClernand; Lieutenant-colonel, L. M. Brett; majors, J. H. Gardner, James B. Hughes, E. S. Wright.
- Colonel, Frank West; Lieutenant-colonel, Henry L. Ripley; majors, Matthew F. Steele, John T. Nance, John S. Winn.
- Colonel, Hugh L. Scott; Lieutenant-colonel, Robert D. Read; majors, Daniel L. Tate, Sedgwick Rice, Arthur Thayer.
- Colonel, Edgar Z. Steever; Lieutenant-colonel, Jacob G. Galbraith; majors, Thomas B. Dugan, Herbert H. Sargent.
- Colonel, Wilber E. Wilder; Lieutenant-colonel, Harry G. Benson; majors, Charles C. Walcott, John M. Jenkins, N. F. McClure.
- Colonel, Charles M. Connor; Lieutenant-colonel, Augustus P. Blockson; majors, John W. Heard, William W. Forsyth, Grays Hutcheson.
- Colonel, George K. Hunter; Lieutenant-colonel, William J. Nicholson; majors, S. R. H. Tompkins, Peter E. Traub, Francis S. Beach.
- Colonel, Henry P. Kingsbury; Lieutenant-colonel, Eben Swift; majors, W. A. Holbrook, Charles W. Farber, Malvern-Hill Barnum.
- Colonel, John F. Guilfoyle; Lieutenant-colonel, Augustus C. Macomb; major, Alexander L. Dade.
- Colonel, T. W. Jones; Lieutenant-colonel, George H. G. Gale; majors, George O. Cress, William H. Hay, Robert G. Paxton.
- Colonel, James Parker; Lieutenant-colonel, George H. Morgan; majors, Robert D. Walsh, DeKosey C. Cabell.
- Colonel, Murray H. Cunliffe; Lieutenant-colonel, Horatio G. Slickel; majors, S. H. Elliott, T. Q. Donaldson, Jr., F. J. Koester.
- Colonel, Charles A. P. Hatfield; Lieutenant-colonel, Thomas J. Lewis; majors, G. H. Macdonald, Robert L. Mice, E. D. Lockridge.
- Colonel, Frederick W. Sibley; Lieutenant-colonel, Edwin P. Brewer; majors, George H. Cameron, Percy E. Trippe, Robert A. Brown.
- Colonel, Joseph Garrard; Lieutenant-colonel, F. O. Johnson; majors, F. S. Foltz, John B. McDonald, Charles A. Hedekin.

INFANTRY.

- Colonel, G. K. McGunnegle; Lieutenant-colonel, Robert L. Hirst; majors, Henry C. Cabell, T. W. Moore, Charles E. Taysan.
- Colonel, Francis W. Mansfield; Lieutenant-colonel, Wilson Y. Stamper; majors, George B. Duncan, H. H. Bondholtz, J. H. Whalley.
- Colonel, Henry Kirby; Lieutenant-colonel, L. J. Hearn; majors, Maurp Nichols, William R. Sample, William H. Bertsch.
- Colonel, William Lassiter; Lieutenant-colonel, David O. Shanks; majors, B. W. Atkinson, Marcus D. Cronin, Paul A. Wolf.
- Colonel, Calvin D. Cowles; Lieutenant-colonel, William L. Buck; majors, William F. Martin, A. I. Lasselge, Peter C. Harris.
- Colonel, Lea Feibiger; Lieutenant-colonel, John H. Beacom; majors, Ewan M. Johnson, Jr., Stephen M. Hackney, Edson A. Lewis.
- Colonel, Daniel Corman; Lieutenant-colonel, James A. Goodin; majors, Charles C. Ballou, M. J. Lenihan, Charles Miller.
- Colonel, Charles W. Mason; Lieutenant-colonel,

Walter K. Wright; majors, J. W. McAndrew, F. H. Sargent, W. O. Johnson.

9. Colonel, Charles J. Crane; lieutenant-colonel, Abner Pickering; majors, Waldo E. Ayer, James Bayless, E. V. Bookmiller.
 10. Colonel, Henry A. Greene; lieutenant-colonel, W. F. Blauvelt; majors, Charles Gerhardt, Samuel Seay, Henry T. Ferguson.
 11. Colonel, Arthur Williams; lieutenant-colonel, Omar Bundy; majors, Henry R. Lee, Fred W. Sladen, Henry J. Hunt.
 12. Colonel, William H. C. Bowen; lieutenant-colonel, Charles H. Barth; majors, Robert H. Noble, Julius A. Penn, Robert W. Rose.
 13. Colonel, R. H. R. Loughborough; lieutenant-colonel, George W. McIver; majors, James H. McCrae, Frank L. Winn, U. G. McAlexander.
 14. Colonel, Richard H. Wilson; lieutenant-colonel, L. W. V. Kennon; majors, A. Hasbrouck, F. II. Albright, H. G. Learnard.
 15. Colonel, Frank B. Jones; lieutenant-colonel, James A. Maury; majors, James M. Arrasmith, C. E. Dentier, T. O. Murphy.
 16. Colonel, Cornelius Gardener; lieutenant-colonel, Chase W. Kennedy; majors Charles S. Farnsworth, Edward R. Chrisman, William C. Bennett.
 17. Colonel, John T. Van Orsdale; lieutenant-colonel, Daniel A. Frederick; majors, Edward N. Jones, Jr., George W. Martin, F. D. Evans.
 18. Colonel, Thomas F. Davis; lieutenant-colonel, J. C. F. Tillson; majors, Mark L. Hersey, John R. M. Taylor, George D. Moore.
 19. Colonel, Millard E. Waltz; lieutenant-colonel, Daniel L. Howell; majors, W. L. Simpson, Arthur Johnson, Samuel Burkhardt, Jr.
 20. Colonel, James A. Irons; lieutenant-colonel, Arthur C. Ducey; majors, William P. Burnham, R. C. Croxton, Frank D. Webster.
 21. Colonel, George S. Young; lieutenant-colonel, Charles R. Noyes; majors, A. P. Bullington, A. L. Parmerter, Wilson Chase.
 22. Colonel, Alfred Reynolds; lieutenant-colonel, Harris L. Roberts; majors, Jacob F. Kreps, Benjamin A. Poore, Peter Murray.
 23. Colonel, Edwin F. Glenn; lieutenant-colonel, Edwin P. Pendleton; majors, Charles H. Muir, Dwight E. Holley, Charles B. Hagadorn.
 24. Colonel, William Paulding; lieutenant-colonel, Frank B. McCoy; majors, E. F. Taggart, S. L. Faison, Carl Reichmann.
 25. Colonel, Robert C. Van Vleet; lieutenant-colonel, Charles W. Penrose; majors, Ernest B. Gose, Vernon L. Caldwell, Edmund L. Butts.
 26. Colonel, Charles A. Booth; lieutenant-colonel, Harry C. Hale; majors, Lucius L. Durfee, Sydney A. Cloman.
 27. Colonel, William L. Pitcher; lieutenant-colonel, Walter H. Chatfield; majors, Edmund Wittenmyer, William R. Dashiell, Charles C. Clark.
 28. Colonel, Edward H. Plummer; lieutenant-colonel, Thomas W. Griffith; majors, Fielder M. M. Beall, Joseph D. Leitch, James R. Lindsay.
 29. Colonel, George R. Cecil; lieutenant-colonel, Charles M. Truitt; majors, Henry D. Styer, M. Marland, Charles Crawford.
 30. Colonel, Charles McClure; lieutenant-colonel, William H. Sage; majors, Joseph O'Neill, F. R. Day, Leon S. Rondiez.
- Porto Rico Regiment—Lieutenant-colonel, Robert L. Howze; majors, William M. Morrow, M. B. Stewart.
- Philippine Scouts—Major, Daniel Van Voorhis.

FIELD ARTILLERY.

1. Colonel, David J. Rumbough; lieutenant-colonel, Charles T. Menoher.
2. Colonel, George W. Van Deusen; lieutenant-colonel, T. Bentley Mott.
3. Colonel, Charles G. Treat; lieutenant-colonel, Samuel D. Sturges.
4. Colonel, Alexander B. Dyer; lieutenant-colonel, Luclen G. Berry.
5. Colonel, Granger Adams; lieutenant-colonel, Edward A. Millar.
6. Colonel, Eli D. Hoyle; lieutenant-colonel, John Conklin.

RETIRED LIST.

ABOVE THE RANK OF MAJOR—ALPHABETICALLY ARRANGED.

Annual Pay—Lieutenant-general, \$8,250; major-general, \$5,625; brigadier-general, \$4,125; colonel, \$2,650; lieutenant-colonel, \$2,250.

Corrected to Oct. 20, 1911.

- Abbott, Henry L., Brig.-Gen., Cambridge, Mass.
 Abercrombie, W. R., Lieut.-Col., Spokane, Wash.
 Adair, George W., Col., Fayetteville, O.
 Alexander, Charles T., Brig.-Gen., Washington, D. C.
 Alexander, William L., Brig.-Gen., Pasadena, Cal.
 Allen, C. J., Brig.-Gen., Edgarton, Mass.
 Allen, Leven C., Col., Klamath Falls, Ore.
 Ames, R. P., Lieut.-Col., New York, N. Y.
 Anderson, G. L., Col., Oconomowoc, Wis.
 Anderson, H. R., Col., Hyannis Port, Mass.
 Anderson, T. M., Brig.-Gen., Vancouver, Wash.
 Andrews, G. L., Col., Magnolia, Mass.
 Andrews, H. M., Col., Noroton Heights, Conn.
 Appel, A. H., Col., Montreal, Canada.
 Auman, W., Brig.-Gen., Youngstown, N. Y.
 Avery, Robert, Col., Brooklyn, N. Y.
 Bacon, John M., Col., Portland, Ore.
 Bailey, Clarence M., Col., Chicago, Ill.
 Bailey, H. L., Lieut.-Col., Fort Sheridan, Ill.
 Bailey, H. K., Col., Bridgeton, N. J.
 Baldwin, A. H., Lieut.-Col., Spokane, Wash.
 Baldwin, Frank D., Brig.-Gen., Denver, Col.
 Baldwin, T. A., Brig.-Gen., Tunnel Hill, Ga.
 Baulster, J. M., Col., Omaha, Neb.
 Barlow, John W., Brig.-Gen., New London, Conn.
 Barney, George F., Lieut.-Col. (abroad).
 Barr, Thomas E., Brig.-Gen., Canaan, N. H.
 Bartholf, John H., Lieut.-Col., Hartsburg, N. Y.
 Bates, John C., Lieut.-Gen., Washington, D. C.
 Beaumont, Eugene B., Lieut.-Col., Wilkesbarre, Pa.
 Beck, William H., Brig.-Gen., Skyland, Va.
 Becker, Otto, Lieut.-Col., St. Louis, Mo.
 Bell, James M., Brig.-Gen., New London, Conn.
 Bentley, Edwin, Lieut.-Col., Little Rock, Ark.
 Billings, John S., Lieut.-Col., New York, N. Y.
 Bingham, T. A., Brig.-Gen., New York, N. Y.
 Bird, Charles, Brig.-Gen., Wilmington, Del.
 Birsktmer, W. E., Brig.-Gen., Washington, D. C.
 Bisbee, W. H., Brig.-Gen., Boston, Mass.
 Blunt, A. C., Lieut.-Col., Haines Falls, N. Y.
 Bolton, E. B., Col., Sacramento, Cal.
 Bonus, Peter S., Col., Cocksackie, N. Y.
 Borden, George P., Brig.-Gen., New York, N. Y.
 Borden, W. C., Lieut.-Col., Chaumont, N. Y.
 Bowman, A. H., Brig.-Gen., Washington, D. C.
 Boyle, William H., Lieut.-Col., Rowayton, Conn.
 Breck, Samuel, Brig.-Gen., Brookline, Mass.
 Breckinridge, J. C., Maj.-Gen., Chevy Chase, Md.
 Brewster, H. F., Lieut.-Col., Elizabeth, N. J.
 Bridgman, Frank, Lieut.-Col., Coronado Beach, Cal.
 Brinkerhoff, H. R., Lieut.-Col., Oak Park, Ill.
 Brooke, John R., Maj.-Gen., Rosemont, Pa.
 Brown, George LeR., Col., San Rafael, Cal.
 Brown, J. M., Brig.-Gen., Hackensack, N. J.
 Rubb, John W., Brig.-Gen., Wilmington, Del.
 Buchanan, J. M., Brig.-Gen., Ichester, Md.
 Bullington, A. R., Brig.-Gen., Madison, N. J.
 Burbank, Jacob E., Lieut.-Col., Malden, Mass.
 Burbank, J. B., Brig.-Gen., Pittsfield, Mass.
 Burt, Andrew S., Brig.-Gen., Washington, D. C.
 Burton, G. H., Brig.-Gen., Los Angeles, Cal.
 Butler, John G., Brig.-Gen., Portland, Ore.
 Byrne, Charles, Lieut.-Col., Buffalo, N. Y.
 Byrre, Charles B., Col., North Hatley, Quebec.
 Byrne, Charles C., Col., Washington, D. C.
 Calf, John H., Lieut.-Col., Gloucester, Mass.
 Caffif, J. M., Brig.-Gen., Towanda, Pa.
 Campbell, L. E., Lieut.-Col., Denver, Col.
 Carel, Benjamin C., Lieut.-Col., Colours, Ontario.
 Carey, Asa B., Brig.-Gen., Vineyard Haven, Mass.
 Carleton, Caleb H., Brig.-Gen., Iye, N. Y.
 Carpenter, Louis H., Brig.-Gen., Gloucester, Mass.
 Carr, Camillo C. C., Brig.-Gen., Chicago, Ill.
 Carrington, Henry B., Col., Hyde Park, Mass.
 Catlin, Isaac, Col., Apalachin, N. Y.
 Cavanaugh, H. G., Lieut.-Col., New Castle, Del.
 Cazlar, L. V., Brig.-Gen. (abroad).
 Chaffee, Adna R., Lieut.-Gen., Los Angeles, Cal.
 Chance, J. C., Brig.-Gen., Springfield, Ill.
 Chandler, John G., Col., Los Angeles, Cal.
 Cheever, B. H., Lieut.-Col., Chicago, Ill.

- Chittenden, H. M., Brig.-Gen., Seattle, Wash.
 Clague, J. J., Col., Minneapolis, Minn.
 Cleary, Peter J. A., Brig.-Gen., Chattanooga, Tenn.
 Closson, Henry W., Col., Washington, D. C.
 Coates, Edwin M., Col., Washington, D. C.
 Cook, Henry C., Col., Fall River, Mass.
 Cooke, L. W., Brig.-Gen., Reno, Nev.
 Coolidge, Charles A., Brig.-Gen., Detroit, Mich.
 Cooney, Michael, Col., Washington, D. C.
 Cooper, Charles L., Brig.-Gen., Philadelphia, Pa.
 Corbusier, W. H., Lieut.-Col. (abroad).
 Cox, Frank M., Brig.-Gen., San Francisco, Cal.
 Craig, Robert, Lieut.-Col., Sunafee, N. H.
 Craigie, David J., Brig.-Gen., Washington, D. C.
 Crawford, M., Brig.-Gen., Washington, D. C.
 Crittenden, J. J., Lieut.-Col., Port Huron, Mich.
 Cronkhite, H. M., Lieut.-Col., New York, N. Y.
 Daggett, A. S., Brig.-Gen., Peaks Is., Me.
 Darling, J. A., Lieut.-Col. (abroad).
 Davis, C. E. L. B., Brig.-Gen., Washington, D. C.
 Davis, C. L., Brig.-Gen., Schenectady, N. Y.
 Davis, Edward, Brig.-Gen., Honolulu, H. I.
 Davis, George B., Maj.-Gen., Washington, D. C.
 Davis, J. K. M., Brig.-Gen., Washington, D. C.
 Davis, Wrt, Col., Washington, D. C.
 Day, Selden A., Lieut.-Col., Washington, D. C.
 Dempsey, Charles A., Col., Richmond, Va.
 Dent, J. C., Col., Chicago, Ill.
 Derby, G. McC., Lieut.-Col., New Orleans, La.
 De Russy, Isaac D., Brig.-Gen., New York, N. Y.
 Dimmick, E. D., Brig.-Gen., Washington, D. C.
 Dorst, J. H., Col., Hyannis Port, Mass.
 Dougherty, William E., Brig.-Gen., Fruitvale, Cal.
 Dugzan, W. T., Brig.-Gen., Los Angeles, Cal.
 Dnnwoody, H. H. C., Brig.-Gen., Washington, D. C.
 Eagan, Charles P., Brig.-Gen., New York, N. Y.
 Edgerly, W. S., Brig.-Gen., Cooperstown, N. Y.
 Edwards, Eaton A., Lieut.-Col., Washington, D. C.
 Ellis, Philip H., Col., Cobourg, Ont.
 Ennis, William, Brig.-Gen., Newport, R. I.
 Enos, Herbert M., Lieut.-Col., Waukesha, Wis.
 Ernst, O. H., Brig.-Gen., Washington, D. C.
 Ewers, Ezra P., Brig.-Gen., Oswego, N. Y.
 Farley, Joseph P., Brig.-Gen., Jamestown, R. I.
 Fechet, E. G., Lieut.-Col., Jacksonville, Fla.
 Fisk, W. L., Col. (abroad).
 Forbes, T. F., Brig.-Gen., Roxbury, Conn.
 Forsyth, George A., Lieut.-Col., Rockport, Mass.
 Forwood, Wm. H., Brig.-Gen., Washington, D. C.
 Foster, H. S., Col., North Calais, Vt.
 Fountain, Samuel W., Brig.-Gen., Devon, Pa.
 Freeman, H. B., Brig.-Gen., Labonte, Wyo.
 Fuger, Frederick, Lieut.-Col., Rock Island, Ill.
 Fuller, Ezra B., Lieut.-Col., Leavenworth, Kas.
 Furey, John V., Brig.-Gen., Brooklyn, N. Y.
 Gardiner, Asa B., Lieut.-Col., New York, N. Y.
 Gardner, E. F., Col., Holliston, Mass.
 Gerlach, William, Lieut.-Col., St. Paul, Minn.
 Gibson, Horatio G., Col., Washington, D. C.
 Gibson, R. J., New Haven, Conn.
 Gilbert, William W., Lieut.-Col., Rochester, N. Y.
 Gillespie, G. L., Maj.-Gen., Saratoga, N. Y.
 Gilmore, John C., Col., Washington, D. C.
 Girard, Alfred C., Brig.-Gen., Chicago, Ill.
 Girard, J. B., Col., San Antonio, Tex.
 Godfrey, E. S., Brig.-Gen., Cookestown, N. J.
 Goodwin, E. A., Brig.-Gen., Washington, D. C.
 Goodale, G. A., Brig.-Gen., Wakefield, Mass.
 Gordon, David S., Col., San Francisco, Cal.
 Graham, William M., Brig.-Gen., Hopkinton, N. H.
 Greeley, A. W., Maj.-Gen., Conway, N. H.
 Greenough, G. G., Brig.-Gen., Charleston, S. C.
 Grlerson, Benj. H., Brig.-Gen., Jacksonville, Ill.
 Grimes, George S., Col., Lockport, N. Y.
 Guenther, F. L., Brig.-Gen., New York, N. Y.
 Hains, Peter C., Brig.-Gen., Washington, D. C.
 Halford, E. J., Lieut.-Col., New York, N. Y.
 Hall, Charles B., Maj.-Gen., Portland, Me.
 Hall, John D., Col., Fort Hamilton, N. Y.
 Hall, Robert H., Brig.-Gen., Chicago, Ill.
 Hamilton, W. R., Col., Yonkers, N. Y.
 Hamner, William H., Lieut.-Col., Los Angeles, Cal.
 Handbury, Thomas H., Col. (abroad).
 Hannay, J. W., Lieut.-Col., La Jolla, Cal.
 Harbach, A. A., Brig.-Gen., Rochester, N. Y.
 Hardie, F. H., Lieut.-Col., New York, N. Y.
 Hardin, E. D., Lieut.-Col., W. New Brighton, N. Y.
 Harlin, Martin D., Brig.-Gen., Chicago, Ill.
 Harris, H. L., Col., New York, N. Y.
 Hartz, Wilson T., Lieut.-Col. (abroad).
 Harvey, P. F., Col., New York, N. Y.
 Haskin, W. L., Brig.-Gen., New London, Conn.
 Hathaway, F. H., Brig.-Gen., Portland, Ore.
 Havard, V., Col., Fairfield, Conn.
 Hawkins, John P., Brig.-Gen., Indianapolis, Ind.
 Hawley, William, Lieut.-Col., Los Angeles, Cal.
 Hayes, E. M., Brig.-Gen., Morganton, N. C.
 Heath, Frank, Col., Longport, N. J.
 Hein, Otto, Lieut.-Col., Washington, D. C.
 Heilmann, C. L., Col., San Francisco, Cal.
 Henisee, A. G., Brig.-Gen., Los Angeles, Cal.
 Heuer, William H., Col., San Francisco, Cal.
 Heyl, Charles H., Col., Deer Park, Md.
 Hickey, J. P., Brig.-Gen., New York, N. Y.
 Hobart, Charles, Lieut.-Col., Washington, D. C.
 Hobbs, Charles W., Brig.-Gen., Washington, D. C.
 Hodges, C. L., Maj.-Gen., Sacketts Harbor, N. Y.
 Hodges, H. C., Brig.-Gen., Buffalo, N. Y.
 Hood, Charles C., Brig.-Gen., Bay Shore, N. Y.
 Hooton, Matt., Brig.-Gen., Portland, Ore.
 Horton, Sam M., Lieut.-Col., Boston, Mass.
 Hoskins, J. D. C., Brig.-Gen. (abroad).
 Howe, E. W., Lieut.-Col., New York, N. Y.
 Howe, W., Brig.-Gen., Washington, D. C.
 Hoyle, R. L., Brig.-Gen., Washington, D. C.
 Hubbard, E. W., Lieut.-Col., Fort Moultrie, S. C.
 Hubble, Henry W., Col., N. Hatley, Que.
 Huggins, Eli, Brig.-Gen., Tevatta, Cal.
 Humphrey, C. F., Brig.-Gen., Washington, D. C.
 Humphreys, H. H., Lieut.-Col., Evanston, Ill.
 Hunt, Levi P., Col., St. Louis, Mo.
 Hunter, Edward, Col., New York, N. Y.
 Hunt, George G., Col., Carlisle, Pa.
 Hyde, John McE., Brig.-Gen., Ashfield, Mass.
 Ingalls, James M., Lieut.-Col., Providence, R. I.
 Irwin, Bernard J. D., Col., Cobourg, Ont.
 Jackson, James, Lieut.-Col., Portland, Ore.
 James, William H., Col., White Bluff, Tenn.
 Jocelyn, S. P., Brig.-Gen., Burlington, Vt.
 Jones, E. B., Lieut.-Col., Provincetown, Mass.
 Jones, S. L., Lieut.-Col., Saugerties, N. Y.
 Jones, William A., Lieut.-Col., Atlantic City, N. J.
 Kauffman, A. B., Lieut.-Col., Webster Groves, Mo.
 Kell, William H., Lieut.-Col., Kittery Point, Me.
 Kelllogg, Edgar R., Brig.-Gen., Toledo, O.
 Kendall, H. M., Lieut.-Col., Washington, D. C.
 Kent, Jacob F., Brig.-Gen., Watervliet, N. Y.
 Kerr, John B., Brig.-Gen., Moro, Ill.
 Kirkman, J. T., Lieut.-Col., Evanston, Ill.
 Knight, J. G. D., Brig.-Gen., Summit, N. J.
 Knox, Thomas T., Col., Soldiers' Home, Va.
 Kobbe, William A., Maj.-Gen., Pasadena, Cal.
 Koerber, Eggon A., Lieut.-Col., Washington, D. C.
 Kress, J. A., Brig.-Gen., St. Louis, Mo.
 Lazelle, Henry M., Col., Georgeville, Que.
 Lee, James G. C., Col., San Antonio, Tex.
 Lee, Jesse M., Maj.-Gen., Greencastle, Ind.
 Lieber, G. Norman, Brig.-Gen., N. Hatley, Que.
 Lincoln, S. H., Brig.-Gen., Fern Bank, O.
 Lissak, O. M., Lieut.-Col., Los Angeles, Cal.
 Livermore, W. R., Col., Boston, Mass.
 Lockwood, B. C., Brig.-Gen., Detroit, Mich.
 Lockwood, D. W., Col., Put-in-Bay, O.
 Lodor, Richard, Col., New York, N. Y.
 Lomia, L., Col., New Rochelle, N. Y.
 Long, Oscar F., Brig.-Gen., Piedmont, Cal.
 Lovering, L. A., Col., Claremont, N. H.
 Ludington, M. L., Maj.-Gen., Skaneateles, N. Y.
 Lydecker, G. J., Brig.-Gen., Detroit, Mich.
 Lytle, David A., Col., St. Davids, Pa.
 MacArthur, A., Lieut.-Gen., Milwaukee, Wis.
 McCaskey, W. S., Maj.-Gen., Washington, D. C.
 McCauley, C. A. H., Col., Highland Park, Ill.
 McClellan, John, Brig.-Gen., San Diego, Cal.
 McCrea, Tully, Brig.-Gen., Dover, N. Y.
 McGinniss, J. R., Brig.-Gen., Cleveland, O.
 McGregor, Thomas, Col., Beneta, Cal.
 MacKenzie, A., Maj.-Gen., Washington, D. C.
 McKibbin, C., Brig.-Gen., Washington, D. C.
 Macklin, James E., Brig.-Gen., Los Angeles, Cal.
 McLaughlin, William H., Lieut.-Col., Cincinnati, O.
 McNally, V., Lieut.-Col., Washington, D. C.
 MacNutt, Ira, Col. (abroad).
 Mansfield, S. M., Brig.-Gen., Boston, Mass.
 Markley, Alfred C., Brig.-Gen., Radnor, Pa.
 Marshall, J. M., Col., St. Paul, Minn.
 Marshall, W. L., Brig.-Gen., Washington, D. C.
 Martin, M. C., Lieut.-Col., New York, N. Y.

- Mathey, E. G., Lieut.-Col., Denver, Col.
 Mattie, L. A., Brig.-Gen., Washington, D. C.
 Mearns, E. A., Lieut.-Col., Washington, D. C.
 Merriam, Henry O., Brig.-Gen., Prout's Neck, Me.
 Merrill, Abner H., Brig.-Gen., Montclair, N. J.
 Miles, Nelson A., Lieut.-Gen., Washington, D. C.
 Miller, Crosby C. P., Brig.-Gen., Washington, D. C.
 Miller, James, Brig.-Gen., Temple, N. H.
 Mills, Anson, Brig.-Gen., Washington, D. C.
 Miner, Charles W., Brig.-Gen., Columbus, O.
 Mizner, Henry R., Col., Detroit, Mich.
 Moon, H. B., Lieut.-Col., Wilmington, Del.
 Moore, Francis, Brig.-Gen., New York, N. Y.
 Mordecai, Alfred, Brig.-Gen., Canaan, N. H.
 Morgan, J. N., Lieut.-Col., Alton, Ill.
 Morris, C., Brig.-Gen., Portland, Me.
 Morris, E. R., Lieut.-Col., Winchester, Mass.
 Morton, Charles, Brig.-Gen., Washington, D. C.
 Mosley, E. B., Col., Los Angeles, Cal.
 Muehlenberg, J. C., Brig.-Gen., Washington, D. C.
 Murphy, John, Lieut.-Col., Portland, Ore.
 Murray, Robert, Brig.-Gen., Elk Ridge, Md.
 Myer, A. L., Brig.-Gen., St. Louis, Mo.
 Noble, Charles H., Brig.-Gen., Indianapolis, Ind.
 Noyes, H. E., Col., Berkeley, Cal.
 O'Brien, Lyster M., Lieut.-Col., Detroit, Mich.
 O'Connell, John J., Brig.-Gen., Washington, D. C.
 O'Hara, James, Col., Berkeley, Cal.
 O'Reilly, R. M., Maj.-Gen., Oswego, N. Y.
 Osterhaus, Peter J., Brig.-Gen. (abroad).
 Owenshine, Samuel, Brig.-Gen. (abroad).
 Paddock, G. H., Lieut.-Col., Princeton, Ill.
 Page, John H., Brig.-Gen., Evanston, Ill.
 Parker, Daingerfield, Col. (abroad).
 Parker, Leopold O., Lieut.-Col., Atlantic City, N. J.
 Parkhurst, C. D., Col., New London, Conn.
 Patten, W. S., Col., New York, N. Y.
 Patterson, John H., Brig.-Gen., Albany, N. Y.
 Patzki, J. H., Col., Washington, D. C.
 Payson, F. L., Lieut.-Col., New York, N. Y.
 Pearson, Daniel C., Lieut.-Col., Manchester, N. H.
 Pearson, E. P., Col., Coronado Beach, Cal.
 Penney, Charles G., Brig.-Gen., Nordhoff, Cal.
 Pennington, A. C. M., Brig.-Gen., New York, N. Y.
 Pennypacker, Galusha, Col., Philadelphia, Pa.
 Perry, Alexander, Col., Washington, D. C.
 Phipps, Frank H., Brig.-Gen., Springfield, Mass.
 Pitcher, John, Lieut.-Col., Edgewater, Md.
 Pitman, John, Brig.-Gen., Orange, N. J.
 Pollock, O. W., Lieut.-Col., San Francisco, Cal.
 Poole, DeW. C., Lieut.-Col., Madison Wis.
 Pope, James W., Col., Denver, Col.
 Porter, J. Y., Lieut.-Col., Key West, Fla.
 Powell, J. L., Lieut.-Col., Washington, D. C.
 Pratt, E. B., Brig.-Gen., Governor's Island, N. Y.
 Pratt, R. H., Palo Alto, Cal.
 Pratt, S., Brig.-Gen., Piedmont, Cal.
 Price, B. D., Brig.-Gen., Jamestown, R. I.
 Pullman, J. W., Col., Fort Monroe, Va.
 Quinby Ira., Lieut.-Col., Morris, N. Y.
 Quinn, James B., Col., New York, N. Y.
 Quinton, William, Brig.-Gen., Buffalo, N. Y.
 Rafferty, O., Lieut.-Col., Oxnard, Cal.
 Randall, George M., Brig.-Gen., Denver, Col.
 Randlett, J. F., Lieut.-Col., La Mesa, Cal.
 Rawles, J. B., Brig.-Gen., San Francisco, Cal.
 Raymond, C. W., Brig.-Gen., Highland, N. J.
 Reade, Philip, Brig.-Gen., Lowell, Mass.
 Reed, Henry A., Brig.-Gen. (abroad).
 Rexford, W. H., Lieut.-Col., Buffalo, N. Y.
 Richmond, E. T. C., Col., Toledo, O.
 Ritzkus, H. P., Lieut.-Col., Beersheba Springs, Tenn.
 Robert, H. M., Brig.-Gen., Oswego, N. Y.
 Roberts, Benjamin K., Brig.-Gen., Washington, D. C.
 Roberts, C. S., Brig.-Gen., Ft. Leavenworth, Kas.
 Robertson, F. B., Col., Omaha, Neb.
 Robinson, F. I., Brig.-Gen., Green Harbor, Mass.
 Robinson, H. E., Col., Uniontown, Pa.
 Robinson, W. W., Jr., Brig.-Gen., Seattle, Wash.
 Rodenbaugh, T. F., Brig.-Gen., New York, N. Y.
 Rodgers, John I., Brig.-Gen., Washington, D. C.
 Rodney, G. B., Brig.-Gen., Hollywood, Cal.
 Rogers, W. P., Brig.-Gen. (abroad).
 Ruffner, E. H., Col., Cincinnati, O.
 Runkle, B. P., Lieut.-Col., Hillsboro, O.
 Russell, A. H., Col., Plymouth, Mass.
 Sanborn, W. I., Lieut.-Col., Los Angeles, Cal.
 Sanger, Joseph P., Maj.-Gen., Washington, D. C.
 Savage, E. B., Lieut.-Col., Seattle, Wash.
 Sawtelle, C. G., Brig.-Gen., Ogunquit, Me.
 Scantling, J. C., Lieut.-Col., Washington, D. C.
 Schwan, Theodore, Brig.-Gen., Washington, D. C.
 Scully, J. W., Brig.-Gen., Atlanta, Ga.
 Sears, Clinton B., Brig.-Gen., Newton Center, Mass.
 Shaler, Charles, Brig.-Gen., Ocean City, N. J.
 Sharp, Thomas, Lieut.-Col., Chambersburg, Pa.
 Shea, Thomas, Lieut.-Col., Louisville, Ky.
 Sheridan, M. V., Brig.-Gen., Carlisle, Pa.
 Sickles, Daniel E., Maj.-Gen., New York, N. Y.
 Simpson, John, Brig.-Gen., Fort Leavenworth, Kas.
 Smith, Allen, Brig.-Gen., Spokane, Wash.
 Smith, C. S., Brig.-Gen., New York, N. Y.
 Smith, Frank G., Brig.-Gen., Washington, D. C.
 Smith, J. H., Brig.-Gen., Portsmouth, O.
 Smith, Rodney, Col., Lockport, N. Y.
 Smith, W., Brig.-Gen., Pelham Manor, N. Y.
 Sniffen, C. C., Brig.-Gen., Washington, D. C.
 Snyder, Simon, Brig.-Gen., Reading, Pa.
 Stanton, William, Brig.-Gen. (abroad).
 Stanton, W. S., Col. (abroad).
 Starr, C. G., Lieut.-Col., San Antonio, Tex.
 Stedman, Clarence A., Col., Washington, D. C.
 Sternberg, G. M., Brig.-Gen., Washington, D. C.
 Stevens, R. R., Col., San Antonio, Tex.
 Stewart, W. F., Col., Washington, D. C.
 Stickney, Amos, Brig.-Gen., New York, N. Y.
 Story, John P., Maj.-Gen., Los Angeles, Cal.
 Stretch, John F., Col., Marion, Ind.
 Sumner, E. V., Brig.-Gen., San Francisco, Cal.
 Sumner, S. S., Maj.-Gen., S. Weymouth, Mass.
 Suter, C. R., Brig.-Gen., Brookline, Mass.
 Sweet, Owen J., Brig.-Gen., Los Angeles, Cal.
 Swibert, S. M., Col., Manila, P. I.
 Swobe, Thomas, Lieut.-Col., Omaha, Neb.
 Symons, T. W., Col., Washington, D. C.
 Taylor, A. C., Brig.-Gen., Tacoma, Wash.
 Taylor, Frank, Brig.-Gen., Seattle, Wash.
 Taylor, S. W., Col., Washington, D. C.
 Thomas, E. D., Brig.-Gen., Laurel, Md.
 Thompson, J. M., Brig.-Gen., Salt Lake City, Utah.
 Thorp, Frank, Brig.-Gen., Portland, Me.
 Tompkins, C. H., Col., Blue Ridge, Pa.
 Towar, A. S., Col., Detroit, Mich.
 Town, F. L., Col., Lancaster, N. H.
 True, Theodore E., Brig.-Gen., Los Angeles, Cal.
 Tucker, W. F., Col., Mount Hood, Ore.
 Tutherly, H. E., Lieut.-Col., Concord, N. H.
 Tweeddale, John, Col., Atlantic City, N. J.
 Van Horne, William M., Col., Austin, Ill.
 Van Valzah, David D., Col., Lewistown, Pa.
 Van Voast, James, Col., Cincinnati, O.
 Varney, A. L., Lieut.-Col., Washington, D. C.
 Varnum, C. A., Lieut.-Col., Bangor, Me.
 Viele, Charles D., Col., Los Angeles, Cal.
 Vodges, A. W., Brig.-Gen., San Diego, Cal.
 Vroom, Peter D., Brig.-Gen., New York, N. Y.
 Wallace, W. M., Brig.-Gen., Atlantic City, N. J.
 Ward, F. K., Brig.-Gen., Seattle, Wash.
 Ward, H. C., Brig.-Gen., Amherst, Mass.
 Ward, Thomas, Brig.-Gen., Rochester, N. Y.
 Waterbury, W. M., Lieut.-Col., Berkeley, Cal.
 Watrous, J. A., Lieut.-Col., Milwaukee, Wis.
 Wells, A. B., Brig.-Gen., Geneva, N. Y.
 Wessels, Henry W., Col., Washington, D. C.
 Wheaton, L., Maj.-Gen., Chicago, Ill.
 Wheeler, J. N., Brig.-Gen., New York, N. Y.
 Wheeler, D. D., Brig.-Gen., Fredericksburg, Va.
 Wherry, William M., Brig.-Gen., Cincinnati, O.
 Whistler, G. N., Col., Rosebank, N. Y.
 Whitall, S. R., Brig.-Gen., Gross Isle, Mich.
 Whittemore, James M., Col., New Haven, Conn.
 Wilcox, J. A., Col., Atlantic City, N. J.
 Wilcox, T. E., Brig.-Gen., Washington, D. C.
 Williams, J. H., Col., Newport, R. I.
 Williams, C. A., Col., Plattsburg, N. Y.
 Williams, C., Brig.-Gen., Schenectady, N. Y.
 Williston, Edward B., Col., Portland, Ore.
 Wilson, Charles I., Col., New York, N. Y.
 Wilson, David B., Lieut.-Col., Sioux City, Iowa.
 Wilson, J. H., Brig.-Gen., Wilmington, Del.
 Wilson, John M., Brig.-Gen., Washington, D. C.
 Winne, C. K., Lieut.-Col., Albany, N. Y.
 Wittich, W., Lieut.-Col., Plattsburg, N. Y.
 Wolverson, W. D., Lieut.-Col., Vancouver, Wash.
 Wood, E. E., Brig.-Gen., West Point, N. J.
 Wood, Henry C., Col., Farmington, Me.
 Wood, M. W., Lieut.-Col., Sunnyside, Idaho.
 Wood, Palmer G., Brig.-Gen., Beverly, Cal.

Woodhull, Alfred A., Col., Princeton, N. J.
 Woodruff, Carl A., Brig.-Gen., Raleigh, N. C.
 Woodruff, C. A., Brig.-Gen., Veterans' Home, Cal.
 Woodruff, Edward C., Lieut.-Col., Glen Ridge, N. J.
 Woodruff, Ezra, Lieut.-Col. (abroad).
 Woodward, George A., Brig.-Gen., Washington, D. C.
 Woodward, S. L., Brig.-Gen., St. Louis, Mo.
 Wyeth, M. C., Lieut.-Col., Washington, D. C.
 Wycant, Henry, Col., Buffalo, N. Y.
 Yeatman, R. T., Brig.-Gen., Glendale, O.
 Young, S. B. M., Lieut.-Gen., Washington, D. C.

NOTE—The headquarters of the department of the lakes, formerly in Chicago, are now at St. Paul, Minn.

NATIONAL HOME FOR DISABLED VOLUNTEER SOLDIERS.

Established by act of Congress March 21, 1866.

Names and Location of Branches—Central, Dayton, O.; Northwestern, Milwaukee, Wis.; Eastern, Fogus, Me.; Western, Leavenworth, Kas.; Marlon, Marlon, Ind.; Pacific, Santa Monica, Cal.; Danville, Danville, Ill.; Mountain, Johnson City, Tenn.; Battle Mountain Sanitarium, Hot Springs, S. D.

Board of managers—The president of the United States, the chief justice of the Supreme court, the secretary of war, ex-officio, Washington, D. C.; president, Maj. James W. Wadsworth, 346 Broadway, New York, N. Y.; secretary, John M. Holley, LaCrosse, Wis.; Maj. William Warner, Kansas City, Mo.; Col. Henry H. Markham, Rendondo, Cal.; Lieut. Franklin Murphy, Newark, N. J.; Col. Edwin P. Hammond, Lafayette, Ind.; Gen. Joseph E. Smith, Bangor, Me.; Lieut. Oscar M. Gottschall, Dayton, O.; Z. D. Massey, Sevierville, Tenn.; Capt. Lucien S. Lambert, Galesburg, Ill.; Gen. P. H. Barry, Omaha, Neb.

General treasurer—Maj. Moses Harris.

REQUIREMENTS FOR ADMISSION.

1. Honorable discharge from the United States service.
2. Disability which prevents the applicant from earning a living by labor.
3. Applicants for admission will be required to abide by all the rules and regulations made by the board of managers, perform all the duties required of them and obey all the lawful orders of the officers of the home.
4. A soldier or sailor to be admitted must forward with his application his discharge paper, his pension certificate, if he is a pensioner, and his discharge from a state home if he has been an inmate of such home. These papers are retained at the branch to which he is admitted to prevent their loss or fraud, but are returned to him when he is discharged. Soldiers or sailors whose pensions exceed \$16 a month are not admitted to the home except for special reasons.

The National Home for Disabled Volunteer Soldiers is supported by the United States government. The appropriation for that purpose for the fiscal year ended June 30, 1911, was \$4,201,800.

STATE SOLDIERS' HOMES.

There are a number of state homes for disabled volunteer soldiers, who, for various reasons, are unable to obtain admission to the national homes.

CENTRAL DIVISION, UNITED STATES ARMY.
 Headquarters, fifth floor federal building, Chicago.
 Commander—Maj.-Gen. W. H. Carter.
 Chief of Staff—Lieut.-Col. G. T. Bartlett.
 Adjutant-General—Col. W. A. Simpson.
 Inspector-General—Lieut.-Col. J. B. Erwin.
 Judge-Advocate—Col. H. C. Carbaugh.
 Chief Quartermaster—Col. J. L. Clem.
 Chief Commissary—Col. E. M. Dravo.
 Chief Surgeon—Col. L. M. Maus.
 Chief Paymaster—Lieut.-Col. T. C. Goodman.
 Chief Engineer Officer—Lieut.-Col. G. A. Zinn.
 Chief Ordnance Officer—Lieut.-Col. G. W. Burr.
 Chief Signal Officer—Col. R. E. Thompson.

The federal government contributes toward the support of the state homes the sum of \$100 for each soldier, based upon the average attendance for the year; the remainder of the expenses is paid by the states themselves. Some of these homes are on the cottage plan. Following is a list of the state homes:

California—Yountville.	New Hampshire—Tilton.
Colorado—Monte Vista.	New Jersey—Kearny and Vineland.
Connecticut—Noroton Heights.	New York—Bath and Oxford.
Idaho—Boise.	North Dakota—Lisbon.
Illinois—Quincy.	Ohio—Sandusky.
Indiana—Lafayette.	Oregon—Roseburg.
Iowa—Marshalltown.	Pennsylvania—Erie.
Kansas—Fort Dodge.	Rhode Island—Bristol.
Massachusetts—Chelsea.	S. Dakota—Hot Springs.
Michigan—Grand Rapids.	Vermont—Bennington.
Minnesota—Minnehaha.	Washington—Orting and Port Orchard.
Missouri—St. James.	Wisconsin—Waupaca.
Montana—O l o u m b n s Falls.	Wyoming—Cheyenne.
Nebraska—Grand Island and Milford.	

HOME FOR REGULAR ARMY SOLDIERS.

The United States maintains a home for disabled and discharged soldiers of the regular army at Washington, D. C. All soldiers who have served twenty years in the army and all soldiers who have incurred such disability, by wounds, disease or injuries in the line of duty while in the regular army, as unfit them for further service are entitled to admission to the home. The home is in charge of a board of commissioners, consisting of the governor of the home, the adjutant-general of the army, the judge-advocate, the commissary-general, the quartermaster-general, the chief of engineers and the surgeon-general. The present governor is Lieut.-Gen. S. B. M. Young (retired).

CONFEDERATE SOLDIERS' HOME.

Confederate veterans of the civil war have a home at Beauvoir, near Biloxi, Miss. The residence there of Jefferson Davis in his last years was secured in 1902 as a refuge for helpless old southern soldiers by the United Sons of Confederate Veterans. It is supported by that society and the United Daughters of the Confederacy.

LARGEST CRANE IN THE WORLD.

What is declared to be the largest crane in the world was erected at Gevan, on the River Clyde, Scotland, in 1910. The jibhead of the crane is of the hammer head type, built on the cantilever principle, and stands 160 feet above high water level, or to rail level 169 feet. The jib, with a total length of 270 feet, extends 169½ feet outward from the center and can be utilized within every point of a circle 336 feet in diameter. The motors for operating the gear vary from 60 to 90 horsepower. The crane, on slow gear, can elevate 200

tons extended 75 feet along the jib, and on quick gear it can manipulate a load of 100 tons at 133 feet. The maximum load of 200 tons can be lifted from 20 feet below wharf level to 140 feet above, a total of 170 feet. The three controlling brakes are worked by magnetic, mechanical and hydraulic action. The stability of the structure of the crane depends on four huge steel cylinders, one under each corner of the tower. These great tubes, 15 feet in diameter at their base, are filled with concrete and sunk 74 feet below ground.

UNITED STATES COINAGE MINTS AND ASSAY OFFICES.

Coinage mints of the United States are located in Philadelphia, Pa.; San Francisco, Cal.; and Denver, Col. The government assay offices are in New York, N. Y.; Carson, Nev.; Denver, Col.; Boise, Idaho; Helena, Mont.; Charlotte, N. C.; St. Louis,

Mo.; Deadwood, S. D.; Seattle, Wash.; New Orleans, La., and Salt Lake City, Utah. The mint in Philadelphia was established in 1792 and the others as follows: San Francisco, 1852, and Denver, 1904.

TABLE OF ARMY PAY.

Pay of officers in active service—act May 11, 1908.

Grade.	Yearly.	After grade, 5 yrs.	After grade, 10 yrs.	After grade, 15 yrs.	After grade, 20 yrs.
	M'hly.	M'hly.	M'hly.	M'hly.	M'hly.
Lieut.-gen.	\$11,000	\$916.67
Maj.-gen.	8,000	666.67
Brig.-gen.	6,000	500.00
Colonel	4,000	333.33	\$366.67	\$400.00	\$416.67
Lieut.-col.	2,500	291.67	320.33	350.00	375.00
Major	3,000	250.00	275.00	300.00	325.00
Captain	2,400	200.00	220.00	240.00	260.00
1st lieut.	2,000	166.67	183.33	200.00	216.67
2d lieut.	1,700	141.67	155.33	170.00	184.17

In case any officer below the grade of major required to be mounted provides himself with suitable mounts at his own expense, he shall receive

an addition to his pay of \$150 per annum if he provides one mount and \$200 per annum if he provides two mounts.

Pay of retired officers—act May 11, 1908.

Grade.	Yearly.	After grade, 5 yrs.	After grade, 10 yrs.	After grade, 15 yrs.	After grade, 20 yrs.
	M'hly.	M'hly.	M'hly.	M'hly.	M'hly.
Lieut.-gen.	\$8,250	\$687.50
Maj.-gen.	6,000	500.00
Brig.-gen.	4,500	375.00
Colonel	3,000	250.00	\$275.00	\$300.00	\$312.50
Lieut.-col.	2,625	218.75	240.62	262.50	281.25
Major	2,250	187.50	206.25	225.00	243.75
Captain	1,800	150.00	165.00	180.00	195.00
1st lieut.	1,500	125.00	137.50	150.00	162.50
2d lieut.	1,275	106.25	116.87	127.50	138.12

Monthly pay of enlisted men—act May 11, 1908.

Grade	1st.	2d.	3d.	4th.	5th.	6th.	7th.
Master electrician, signal corps, coast artillery; chief musician.....	\$75	\$79	\$83	\$87	\$91	\$95	\$99
Engineer, coast artillery.....	65	69	77	77	81	85	89
Sergeant, first class, hospital corps.....	50	54	58	62	66	70	75
First sergeant, all arms.....	45	49	53	57	61	65	69
Battalion sergeant-major, field artillery, infantry; squadron sergeant major, cavalry; junior sergeant-major, coast artillery; battalion quartermaster sergeant, field artillery; master gunner, coast artillery; principal musician, bands.....	40	44	48	52	56	60	64
Electrician sergeant, second class, coast artillery; sergeant engineers, ordnance, signal corps; sergeant, bands; quartermaster sergeant, engineers; drum major, bands; color sergeant, cavalry, field artillery, infantry.....	36	40	44	48	52	56	60
Sergeant, cavalry, field artillery, coast artillery, infantry; sergeant, hospital corps; corporal, bands; quartermaster sergeant, cavalry, field artillery, coast artillery, infantry; stable sergeant, field artillery; cook, all arms.....	30	33	36	39	42	45	48
Corporal, engineers, ordnance, signal corps, hospital corps; chief mechanic, field artillery; mechanic, coast artillery; private, bands.....	24	27	30	33	36	39	42
Corporal, cavalry, field artillery, coast artillery, infantry; mechanic, field artillery; farrier, blacksmith, saddler, wagoner, cavalry; artificer, infantry.....	21	24	27	30	33	36	39
Private, first class, engineers, ordnance, signal corps, hospital corps.....	18	21	24	27	30	33	36
Private, hospital corps.....	15	19	22	23	24	25	26
Trumpeter, cavalry; musician, infantry, field artillery, coast artillery, engineers; private, cavalry, field artillery, coast artillery, infantry, signal corps; private, second class, engineers, ordnance.....	15	18	21	22	23	24	25

The rates of pay to retired enlisted men are based upon length of service and their pay at the time of retirement. Thus a private of the first class gets \$15.75 a month if he is retired after his second enlistment and \$7 a month after his seventh enlistment. A retired master signal electrician, the highest paid of enlisted men, gets from \$59.25 to \$74.25 a month.

AUTHORIZED STRENGTH OF THE ARMY.

	Major-gen-erals.	Brigadier-generals.	Colonels.	Lieutenant-colonels.	Majors.	Captains.	First lieutenants.	Second lieutenants.	Chaplains.	Total commissioned officers.	Enlisted men.
General officers.....	6	15	21
Adjutant-general's department.....	1	1	5	7	10	24
Inspector-general's department.....	1	1	3	4	9	17
Judge-advocate general's department.....	1	1	2	3	6	12
Quartermaster's department.....	1	1	8	12	27	78	126	200
Subsistence department.....	1	1	3	4	9	27	44	206
Medical department.....	1	15	24	105	110	411	666	7
Pay department.....	1	1	2	2	5	5
Corps of engineers.....	1	11	18	55	47	45	43	1	201	2,002
Ordnance department.....	1	6	9	19	25	25	85	739
Signal corps.....	1	1	2	6	18	18	46	1,212
Bureau of Insular affairs.....	1	1	1	3
Fifteen regiments of cavalry.....	15	15	45	225	225	225	15	765	12,756
Six regiments of field artillery.....	6	6	12	66	78	78	6	252	5,256
Coast artillery corps.....	1	14	14	42	210	210	210	14	715	19,321
Thirty regiments of infantry.....	30	30	90	450	450	30	1,530	25,196
Porto Rico regiment of infantry.....	1	10	10	1	32	576
Military academy.....	4	5	7	501
Detached officers.....	8	27	79	77	200
Additional officers.....	23	20	43
Recruiting parties, recruit depots and unassigned recruits.....	8,000
Service—school detachments.....	584
United States military prison guards.....	320
Indian scouts.....	75
Total regular army.....	7	27	158	184	463	1,371	1,649	1,016	67	4,942	76,935
Additional force:
Philippine scouts.....	62	64	64	180	5,732
Grand total.....	7	27	158	184	463	1,423	1,613	1,080	67	5,022	82,667

*Includes 161 first lieutenants of the medical reserve corps on active duty, and 60 dental surgeons. †Under the act of congress approved March 1, 1887, the enlisted men of the medical department (hospital corps) are not to be counted as part of the strength of the army. The authorized strength of the hospital corps is 3,500 enlisted men.

REGULAR ARMY AND MILITIA.

Organized strength, 1905 to 1909. [From reports of the adjutant-general and the military secretary of the army.]

STATE OR TER.	1906.		1907.		1908.		1909.		1910.	
	Officers.	Privates	Officers.	Privates	Officers.	Privates	Officers.	Privates	Officers.	Privates
Regular army.....	3,750	58,915	3,656	54,314	3,850	67,184	4,048	74,695	4,273	70,833
Phil. scouts.....			116	4,989	116	5,278	160	5,566	186	5,386
MILITIA.										
Alabama.....	194	1,841	185	2,011	216	3,010	221	3,093	216	3,011
Arizona.....	28	803	25	232	33	33	43	558	56	692
Arkansas.....	135	1,992	135	1,927	122	1,174	129	1,327	139	1,426
California.....	270	2,789	241	2,453	198	2,032	132	2,348	204	2,789
Colorado.....	63	577	63	581	64	64	71	774	97	1,033
Connecticut.....	196	2,529	196	2,584	181	2,526	186	2,677	185	2,338
Delaware.....	39	330	41	362	39	349	40	361	42	337
Dist. of Columbia.....	108	1,170	127	1,245	132	1,203	136	1,323	120	1,525
Florida.....	95	1,025	100	1,146	94	1,160	101	1,242	97	1,125
Georgia.....	262	2,498	263	2,482	212	2,806	239	2,794	222	2,635
Hawaii.....	34	382	37	388	40	452	49	557	47	561
Idaho.....	55	618	54	439	61	469	59	592	62	642
Illinois.....	496	5,433	492	5,648	500	5,813	520	6,165	507	5,828
Indiana.....	171	1,825	170	1,925	186	2,121	198	2,256	179	2,061
Iowa.....	206	2,403	201	2,519	202	2,455	216	2,523	218	2,934
Kansas.....	128	1,029	124	1,113	123	1,275	129	1,383	134	1,539
Kentucky.....	142	1,230	144	1,304	150	1,580	159	1,941	161	1,956
Louisiana.....	97	1,424	107	1,172	106	1,142	111	1,248	125	1,670
Maine.....	100	1,151	108	1,125	108	1,174	107	1,221	108	1,253
Maryland.....	162	1,780	170	1,799	163	1,741	157	1,911	160	1,878
Massachusetts.....	437	5,131	444	5,127	424	5,102	443	5,538	444	5,404
Michigan.....	200	2,467	188	2,324	213	2,648	204	2,578	206	2,510
Minnesota.....	162	1,836	166	1,898	196	2,612	201	2,747	204	2,545
Mississippi.....	118	1,144	117	1,078	119	1,083	127	1,325	135	1,372
Missouri.....	201	2,052	173	1,857	208	2,811	223	3,217	258	2,675
Montana.....	41	380	32	502	36	336	40	501	54	634
Nebraska.....	108	1,293	110	1,264	108	1,299	102	990	126	1,021
Nevada.....	7	134	2	2						
New Hampshire.....	111	1,131	114	1,129	125	1,443	131	1,545	92	1,184
New Jersey.....	317	4,069	349	4,144	351	3,982	369	4,116	362	3,793
New Mexico.....	36	262	32	226	31	243	27	181	37	887
New York.....	908	13,109	920	13,314	946	13,800	981	14,503	992	14,241
North Carolina.....	206	1,661	199	1,790	204	1,835	215	1,903	237	2,003
North Dakota.....	58	577	67	579	64	639	64	653	65	683
Ohio.....	448	5,411	425	5,416	446	5,099	495	5,511	505	5,085
Oklahoma.....	64	707	55	476	53	660	56	988	59	901
Oregon.....	84	979	79	905	101	1,343	112	1,457	104	1,415
Pennsylvania.....	120	9,725	127	9,167	128	9,345	132	9,776	138	9,633
Rhode Island.....	136	1,446	117	933	116	961	110	1,041	107	1,027
South Carolina.....	174	1,491	167	1,603	175	1,714	180	1,751	184	1,773
South Dakota.....	87	670	70	569	64	562	73	707	80	714
Tennessee.....	151	1,612	142	1,411	111	1,430	122	1,401	125	1,515
Texas.....	221	1,931	238	1,931	202	2,032	216	2,378	216	2,513
Utah.....	37	360	38	313	37	330	47	359	40	330
Vermont.....	58	703	61	670	63	781	63	767	62	769
Virginia.....	170	1,963	165	1,735	163	1,803	170	2,222	189	2,231
Washington.....	55	683	62	620	56	639	54	983	88	1,242
West Virginia.....	110	901	96	840	98	986	116	1,194	98	1,346
Wisconsin.....	191	2,706	192	2,712	194	2,825	198	2,838	197	2,836
Wyoming.....	35	318	38	318	41	439	41	408	52	508
Total.....	8,622	97,071	8,567	96,646	8,883	102,858	8,975	109,961	9,155	110,505

NAVY AND NAVAL MILITIA.

STATE OR TER.	1906.		1907.		1908.		1909.		1910.	
	Officers.	Privates	Officers.	Privates	Officers.	Privates	Officers.	Privates	Officers.	Privates
Navy.....	2,322	32,163	2,552	33,027	2,629	39,946	2,823	44,128	2,921	45,076
Marine corps.....	276	8,103	279	8,038	269	8,511	334	9,900	334	9,132
NAVY MILITIA.										
California.....	41	411	46	378	49	509	49	552	50	575
Connecticut.....	17	203	22	178	22	220	22	202	22	233
Dist. of Columbia.....	16	203	16	504	14	187	14	132	14	143
Georgia.....	12	82	14	140	10	107	3	44	3	60
Illinois.....	52	606	54	637	50	669	51	687	49	225
Indiana.....									21	186
Louisiana.....	45	499	48	523	48	577	52	583	49	553
Maine.....	5	57	4	64	4	60	4	65	7	125
Maryland.....	20	217	20	202	22	272	23	271	21	272
Massachusetts.....	32	451	34	433	43	496	41	481	41	490
Michigan.....	14	177	23	253	40	376	45	295	41	299
Minnesota.....	12	105	13	121	13	162	11	123	11	123
Missouri.....	7	80	10	107	11	120	10	96	18	196
New Jersey.....	40	263	30	302	27	301	29	321	25	325
New York.....	49	567	53	608	52	741	53	767	52	768
North Carolina.....	24	153	42	300	44	343	47	317	46	300
Ohio.....	43	139	25	185	19	183	18	247	16	294
Pennsylvania.....	8	89	8	87	8	87	7	118	8	112
Rhode Island.....	18	169	17	179	19	212	17	209	15	185
South Carolina.....	18	143	25	175	21	185	21	185	20	187
Wisconsin.....							8	44	8	61
Total nav. militia	453	4,620	504	5,225	515	5,787	525	6,639	540	5,161

ARMIES AND NAVIES OF THE WORLD.

[Data chiefly from the Statesman's Year-Book and Brassey's Naval Annual for 1911.]

COUNTRY.	ARMY.		NAVY.		Total of armed forces.	Annual cost of army and navy.†
	Pence footing.	War footing.	Ships.§	Men.		
Abyssinia.....	150,000				150,000	
Afghanistan.....	60,000				60,000	
Argentina.....	18,000	200,000	28	5,000	23,000	\$9,000,000
Australian Commonwealth.....	117,141			2,007	119,148	13,567,150
Austria-Hungary.....	387,129	2,000,000	106	14,888	412,017	82,300,040
Belgium.....	45,800	180,000			42,800	11,987,083
Bolivia.....	3,000	180,000			3,000	1,192,000
Brazil.....	28,730		38	8,800	37,530	19,382,460
Bulgaria.....	57,800	235,000			57,800	7,955,000
Canada*.....	62,328				62,328	4,679,956
Chile.....	50,000	83,350	24		60,000	6,100,000
China.....	211,500		30		211,500	17,500,000
Colombia.....	5,000		11		5,000	3,000,000
Costa Rica.....	9,087	150,000	2		9,087	
Cuba.....	8,220				8,220	
Denmark.....	14,000	50,000	26		14,000	6,223,432
Ecuador.....	4,379	95,000	2	130	4,500	1,838,500
Egypt.....	17,252				17,252	4,335,030
France.....	638,500	1,300,000	532	25,500	664,000	249,545,200
Germany.....	622,483	3,260,000	255	33,500	655,983	220,584,960
Great Britain.....	742,036	802,074	528	131,000	873,036	315,215,000
Greece.....	29,000	50,000	29	4,941	33,941	4,630,000
Guatemala.....	85,535	126,110			85,535	2,419,265
Haiti.....	6,828		6		6,828	
Honduras.....	25,000				25,000	719,690
Italy.....	238,617	2,000,000	164	30,368	269,015	81,389,280
Japan.....	225,000	800,000	229	36,080	261,080	58,553,787
Mexico.....	30,000	84,500	10	1,163	31,163	21,814,735
Montenegro.....	30,000				30,000	37,500
Morocco.....	12,400	40,000	2		12,400	
Nepal.....	30,000				30,000	
Netherlands.....	34,289	68,850	95	9,172	43,461	20,061,372
Nicaragua.....	4,000	40,000	10		4,000	650,000
Norway.....	80,000	110,000	50	1,280	81,280	5,238,250
Panama.....	300		2	50	300	
Paraguay.....	2,600		3		2,600	
Persia.....	91,334	130,000	8		91,334	
Peru.....	4,000		5		4,000	2,820,785
Portugal.....	30,000	300,000	50	6,107	36,107	12,339,300
Romania.....	113,642	170,000	24		113,642	12,234,937
Russia.....	1,200,000	4,000,000	220	60,000	1,260,000	284,981,909
Salvador.....	3,000	21,000	1		3,000	1,200,000
Santo Domingo.....	1,300				1,300	
Servia.....	35,605	200,000	1		35,605	5,300,000
Siam.....	26,230		21	5,000	31,230	
Spain.....	115,432	250,000	21		115,432	43,310,541
Sweden.....	69,081	350,000	81	4,923	74,004	18,727,513
Switzerland.....	208,726				208,726	8,735,336
Turkey.....	375,000	905,000	60	35,929	414,929	46,131,006
United States.....	80,718		203	57,483	138,201	\$ 219,833,046
Uruguay.....	8,100	36,000	12	660	8,760	2,800,000
Venezuela.....	9,600	60,000	6		9,600	2,000,740

* Active militia. † Troops of the line. ‡ In 1910. § Warships of all kinds except those absolutely worthless including torpedo boats, submarines, guard boats, etc. ¶ Figures are chiefly for 1909-1910. A few are estimates [Appropriations for 1911-1912.

COLLEGE COLORS.

Amherst—Purple and white.
 Beloit—Old gold.
 Bowdoin—White.
 Brown—Brown and white.
 Columbia—Light blue and white.
 Cornell—Carmelian and white.
 Dartmouth—Green.
 Harvard—Crimson.
 Indiana—Crimson and cream.
 Iowa—Scarlet and black.
 Iowa State—Cardinal and gold.
 Johns Hopkins—Black and old gold.
 Lake Forest—Red and black.
 Leland Stanford—Cardinal.
 Northwestern—Royal purple.

Oberlin—Crimson and gold.
 Princeton—Orange and black.
 Purdue—Old gold and black.
 University of Chicago—Maroon.
 University of Illinois—Orange and navy blue.
 University of Michigan—Malze and blue.
 University of Minnesota—Old gold and maroon.
 University of Notre Dame—Gold and blue.
 University of Pennsylvania—Red and blue.
 University of Rochester—Dandelion yellow.
 University of Wisconsin—Cardinal.
 Vassar—Rose and gray.
 Williams—Royal purple.
 Yale—Blue.

CHICAGO HIGH SCHOOL COLORS.

Austin—Red and white.
 Bowen, James H.—Purple and gold.
 Calumet—Maroon and light blue.
 Carl Schurz—Purple and gold.
 Crane, Richard T.—Crimson and royal blue.
 Curtiss, George W.—Red and green.

Englewood—Purple and white.
 Farragut—Red and white.
 Hyde Park—Blue and white.
 Jefferson—Purple and gold.
 Lake—Old blue and gold.
 Lake View—Red and white.
 Lane Technical—Myrtle green and old gold.

Marshall—Maroon and old gold.
 McKinley—Orange and black.
 Medill—Maroon and white.
 Phillips, Wendell—Red and black.
 South Chicago—Purple and gold.
 Tuley—Old gold and blue.
 Waller, Robert A.—Royal blue and yellow.

UNITED STATES MILITARY ACADEMY.

West Point, N. Y.

The United States military academy is a school for the practical and theoretical training of cadets for the military service of the United States. When any cadet has completed



the course of four years satisfactorily he is eligible for promotion and commission as a second lieutenant in any arm or corps in the army in which there may be a vacancy, the duties of which he may have been judged competent to perform.

Appointments—Each congressional district and territory, including the

District of Columbia and Porto Rico, is entitled to have one cadet at the academy. Each state is also entitled to have two cadets from the state at large and forty are allowed from the United States at large. The law provides that for six years from July 1, 1910, whenever any cadet shall have finished three years of his course at the academy his successor may be admitted. The appointment from a congressional district is made upon the recommendation of the representative in congress from that district and those from the state at large upon the recommendations of the senators of the state. The appointments for the United States at large are made by the president upon his own selection. The appointment from the District of Columbia is made on the recommendation of the district commissioners and that from Porto Rico on the recommendation of the resident commissioner. Appointments are made one year in advance of ad-

mission. For each candidate appointed two alternates should be nominated. Four cadets from the Philippines are admitted.

Examinations—On the second Tuesday in January of each year the candidate selected for appointment must appear for mental and physical examination before boards of army officers at such places as the war department may designate. Candidates who pass will be admitted to the academy on March 1 following.

Mental Requirements—Each candidate must show that he is well versed in algebra, to include quadratic equations and progressions, plane geometry, English grammar, composition and literature, descriptive and physical geography and general and United States history.

Physical Requirements—No candidate will be admitted who is under 17 or over 23 years of age, or less than five feet four inches in height at the age of 17, or five feet five inches at the age of 18 and upward, or who is deformed or afflicted with any disease or infirmity which would render him unfit for military service. Candidates must be unmarried.

Pay—The pay of a cadet is \$600 a year and one ration a day, or commutation therefor at 30 cents a day. The total is \$709.50, to begin with his admission to the academy. No cadet is allowed to receive money or other supplies from his parents or from any other person without the sanction of the superintendent.

Enlistment—Before receiving his warrant of appointment a candidate for admission is required to sign an engagement to serve in the army of the United States eight years from the time of his admission to the academy.

UNITED STATES NAVAL ACADEMY.

Annapolis, Md.

The United States naval academy is a school for the practical and theoretical training of young men for the naval service of the United States. The students are styled midshipmen. The course of study is six years—four years at the academy and two years at sea—at the expiration of which time the examination for final graduation takes place. Midshipmen who pass are appointed to fill vacancies in the lower grade of the line of the navy, and occasionally to fill vacancies in the marine corps and in certain of the staff corps of the navy.



Appointments—Two midshipmen are allowed for each senator, representative and delegate in congress, two for the District of Columbia and five each year from the

United States at large. The appointments from the District of Columbia and five each year at large are made by the president. One midshipman is allowed from Porto Rico, who must be a native of that island. The appointment is made by the president on the recommendation of the governor of Porto Rico. After June 30, 1913, each senator, representative and delegate in congress will be allowed to appoint but one midshipman instead of two. Candidates must be actual residents of the districts from which they are nominated.

Examinations—Two examinations for the admission of midshipmen are held each year. The first is held on the third Tuesday in April under the supervision of the civil service commission at certain specified points in each state and territory. All those qualifying mentally, who are entitled to appointment in order of nomination, will be notified

by the superintendent of the naval academy when to report at the academy for physical examination, and if physically qualified will be appointed. The second and last examination is held on the third Tuesday in June at Annapolis, Md. Alternates are given the privilege of reporting for mental examination at the same time as the principals. Examination papers are all prepared at the academy and the examinations of candidates are finally passed upon by the academic board. Certificates from colleges and high schools will not be accepted in lieu of the entrance examinations at the naval academy.

Mental Requirements—Candidates will be examined in punctuation, spelling, arithmetic, geography, English grammar, United States history, world's history, algebra through quadratic equations and plane geometry (five books of Chauvenet's geometry or an equivalent).

Physical Requirements—All candidates must, at the time of their examination for admission, be between the ages of 16 and 20 years. A candidate is eligible for appointment the day he becomes 16 and is eligible on the day he becomes 20 years of age. Candidates are required to be of good moral character, physically sound, well formed and of robust constitution. The height of candidates for admission must not be less than five feet two inches between the ages of 16 and 18 years, and not less than five feet four inches between the ages of 18 and 20 years. The minimum weight at 16 years is 105 pounds with an increase of five pounds for each additional year or fraction of a year over one-half. Candidates must be unmarried.

Pay—The pay of a midshipman is \$600 a year, beginning at the date of his admission. Midshipmen must supply themselves with clothing, books, etc., the total expense of which amounts to \$280.64. Traveling expenses to the academy are paid by the government.

Enlistment—Each midshipman on admission is required to sign articles by which he binds himself to serve in the United States navy eight years (including his time of probation at the naval academy).

GREAT LAKES NAVAL TRAINING STATION.

North Chicago, Ill.

The great lakes naval training station at North Chicago, Ill., was placed in commission July 1, 1911, and the work of fitting young men for service in the enlisted force of the United States navy was at once begun. By Aug. 15, 289 recruits had been enrolled as apprentice seamen, most of them coming from the central west and south. The total amount expended for buildings and grounds, before the station opened, was \$3,475,000 and for maintenance \$406,648.

Enlistment—The term of enlistment is four years, except minors under 18 years of age, who are enlisted for the period of minority. Only such persons are enlisted as can be reasonably expected to remain in the service, and when enlisted they must serve out the term specified. The age limit is 17 to 25 years.

Physical Requirements—For a minor enlisting as an apprentice seaman the following minimum heights (barefooted) and weights (without clothes) are required:

Age.	Height.	Weight.
17.....	62 inches.....	110 pounds
18.....	64 inches.....	115 pounds
19.....	64 inches.....	120 pounds
20.....	64 inches.....	125 pounds

Any one of the following conditions will be sufficient to cause the rejection of an applicant: Feeble constitution, general poor physique or impaired general health; any disease or deformity, either congenital or acquired, that would impair efficiency; any mental disease.

Mental Requirements—Applicants for enlistment must be able to read and write English.

Other Requirements—Applicants for enlistment must be American citizens, native or naturalized. A minor must present a certificate of birth or verified written statement by his parents, or either of them, or in case of their death, a similar statement by his legal guardian, showing the applicant to be of the age required by the navy regulations.

Pay—The pay of apprentice seamen is \$17.60 per month. Each enlisted man is furnished with a free outfit of clothing, amounting to \$60, on first enlistment.

How to enlist—Any one who wishes to enlist in the navy should write to the bureau of navigation, navy department, Washington, D. C., stating such desire, and the bureau will immediately reply, giving the address of the nearest recruiting station, where applicants are examined physically and either accepted or rejected. The government pays the expenses from the point of enlistment to the training station but not to the recruiting station.

There are similar training stations at Narragansett Bay, R. I., and San Francisco, Cal.

OFFICERS AT GREAT LAKES STATION.

Commandant—Rear-Admiral Ross (retired).
 Lieutenant-Commander—Waldo Evans.
 Lieutenant—Glenn O. Carter.
 Lieutenant—John J. London.
 Surgeon—Ralph W. Plummer.
 Paymaster—Thomas DeF. Harris.
 Chaplain—Frank Thompson.
 Civil Engineer—Clinton D. Thurber.
 Chief Boatswain—William Spicer.
 Boatswain—Nelson R. King.
 Chief Machinist—Charles H. Gillhuley.
 Chief Carpenter—Peter Treutlein.

BIRD RESERVATIONS IN THE UNITED STATES.

For the purpose of preserving the native wild birds of the country from destruction, the United States in 1903 inaugurated the plan of setting aside regions that contain important colonies of breeding birds as bird reservations or "refuges." The first reserve created was that including Pelican Island, Florida, containing a colony of brown pelicans. Since then many other reserves have been established by executive order in various parts of the union. The localities set aside are under the supervision of the secretary of agriculture and of wardens appointed by him, one warden usually caring for all the reservations within a state. Un-

der a federal law, approved June 23, 1906, it is unlawful for any person to hunt, trap, capture, willfully disturb or kill any bird of any kind or take the eggs of such birds on any lands of the United States which have been set apart or reserved as breeding grounds for birds by any law, proclamation or executive order, except under such rules as the secretary of agriculture may prescribe. Violations of the law are punishable by fines up to \$500, or imprisonment for six months, or both. Following is a list of the existing bird reserves in the order of their establishment:

Pelican Island, Fla., 1903.
 Breton Island, La., 1904.
 Stump Lake, N. D., 1905.
 Huron Islands, Mich., 1905.
 Siskiwi Islands, Mich., 1905.
 Passage Key, Fla., 1905.
 Indian Key, Fla., 1906.
 Tern Islands, La., 1907.
 Shell Keys, La., 1907.
 Flattay rocks, Wash., 1907.
 Quillayute Needles, Wash., 1907.
 Three Arch rocks, Ore., 1907.
 Copalis rock, Wash., 1907.
 East Timbalier Island, La., 1907.
 Mosquito Inlet, Fla., 1908.
 Tortugas Keys, Fla., 1908.
 Klamath Lake, Ore. and Cal., 1908.

Key West, Fla., 1908.
 Lake Malheur, Ore., 1908.
 Chase Lake, N. D., 1908.
 Pine Island, Fla., 1908.
 Matacha Pass, Fla., 1908.
 Palma Sola, Fla., 1908.
 Island Bay, Fla., 1908.
 Loch Katrina, Wyo., 1908.
 East Park, Cal., 1909.
 Cold Springs, Ore., 1909.
 Shoshone, Wyo., 1909.
 Pathfinder, Wyo., 1909.
 Bellefourche, S. D., 1909.
 Strawberry Valley, Utah, 1909.
 Salt River, Ariz., 1909.
 Deer Flat, Idaho, 1909.
 Minidoka, Idaho, 1909.

Willow Creek, Mont., 1909.
 Carlsbad, N. M., 1909.
 Rio Grande, N. M., 1909.
 Keechelun Lake, Wash., 1909.
 Cle Elum Lake, Wash., 1909.
 Bumping Lake, Wash., 1909.
 Conconully, Wash., 1909.
 Yukon Delta, Alaska, 1909.
 Bering Sea, Alaska, 1909.
 Pribilof, Alaska, 1909.
 Tuxedni, Alaska, 1909.
 St. Lazaria, Alaska, 1909.
 Farallon, Cal., 1909.
 Culebra, Porto Rico, 1909.
 Hawaiian Islands, 1909.
 Bogoslof, Alaska, 1909.

AMERICAN AND EUROPEAN ZOOLOGICAL GARDENS.

American.
 Detroit—In Belle Isle park.
 Chicago—In Lincoln park.
 Cincinnati—Zoological park.
 Milwaukee—In West park.
 New York—In Bronx park.
 New York—In Central park.
 Philadelphia—Zoological park.

Pittsburg—In Schenley park.
 San Francisco—In Golden Gate park.
 Washington—National Zoological park.
European.
 Amsterdam—"Arts."'
 Antwerp—Dierentuin.

Berlin—Thiergarten.
 Cologne—Zoologisch garden.
 Copenhagen—Dyrehave.
 Dublin—In Phoenix park.
 Hamburg—Zoologisch garden.
 Hamburg—Hagenbeck collection.
 London—Zoologisch garden.
 Hanover—In Regent's park.

NATIONAL GAME PRESERVES.

The following national game preserves situated within national forests have been designated under

Name.	National forest.	State.
Grand canyon.....	Cocconino and Kaibab.....	Arizona
Wichita	Wichita.....	Oklahoma

special acts of congress for the protection of wild animals.

Act approved.	Proclamation effective.	Acres.
June 29, 1906 (34 Stat., 607).....	June 3, 1909	1,492,928
Jan. 24, 1905 (33 Stat., 614).....	June 2, 1905	67,120

The Navy of the United States.

Corrected to Nov. 1, 1911.

ACTIVE LIST.

ADMIRAL.

George Dewey, president general board.

REAR-ADMIRALS.

Raymond P. Rogers, president naval war college.
 Richard Wainwright, aid for operations navy department.
 William P. Potter, aid for personnel navy department.
 Newton E. Mason, general board.
 Joseph B. Murdock, commanding U. S. Asiatic fleet.
 Hugo Osterhaus, commanding U. S. Atlantic fleet.
 Charles E. Vreeland, aid for inspections.
 Aaron Ward, commanding 3d division U. S. Atlantic fleet.
 Sidney A. Staunton, general board.
 Chauncey Thomas, commanding U. S. Pacific fleet.
 Lucien Young, commandant naval station, Key West.
 William H. H. Sutherland, commanding 2d division U. S. Pacific fleet.
 Albert Mertz, commandant naval station, Cavite.
 Vincendon L. Cottman, commandant navy yard, Puget sound.
 Thomas B. Howard, commanding 4th division U. S. Atlantic fleet.
 Walter C. Cowles, commandant naval station, Hawaii.
 Austin M. Knight, special duty.
 Charles J. Badger, commanding 2d division U. S. Atlantic fleet.
 *Reginald F. Nicholson, chief of bureau of navigation.
 Charles B. T. Moore, commandant naval training station, San Francisco.
 Alfred Reynolds, governor Naval Home, Philadelphia.
 Bradley A. Flske, commanding 5th division U. S. Atlantic fleet.
 John M. Bowyer, navy department.
 George B. Ransom, inspector of machinery.
 Abraham V. Zane, board of inspection, navy department.
 John E. Edwards, inspector of machinery.
 James H. Helm, commandant navy yard, Charleston.
 Albert R. Willets, inspector of machinery.
 Cameron McR. Winslow, supervisor Navy yard, Washington.
 Nathaniel R. Usher, waiting orders
 Frank F. Fletcher, aid for material.
 Frank E. Beatty, commandant navy yard, Washington.

CAPTAINS.

Robert M. Foyle, navy yard, Norfolk.
 Wythe M. Parks, member examining and retiring boards.
 Frank H. Bailey, inspector of machinery.
 William B. Caperton, member examining and retiring boards.
 George S. Willits, inspector of machinery.
 Walter F. Worthington, inspector of machinery.
 William N. Little, inspector of machinery.
 Temple M. Fotts, chief intelligence officer.
 Clifford J. Boush, naval examining and retiring boards.
 Henry T. Mayo, commandant navy yard, Mare Island.
 Charles C. Rogers, commandant navy yard, Portsmouth.
 John T. Newton, commanding Nebraska.
 Benjamin Tappan, supervisor naval auxiliaries.
 Charles F. Pond, commanding Pennsylvania.
 Walter McLean, commanding Vermont.
 Washington I. Chambers, navy department.
 Charles A. Gove, commanding Delaware.
 DeWitt Coffman, navy yard, Boston.
 Reynold T. Hall, inspector of machinery.
 William F. Fullam, commanding Mississippi.
 Albert G. Winterhalter, commanding Louisiana.
 Augustus F. Fechteler, commanding South Carolina.
 Albert Gleeves, commanding North Dakota.
 James P. Parker, commanding Nebraska.
 Herbert O. Dunn, commanding Idaho.

Albert W. Grant, commandant navy yard, Philadelphia.
 William S. Benson, commanding Utah.
 Thomas S. Rogers, commanding New Hampshire.
 John G. Quinby, commanding Franklin.
 James H. Glennon, commanding Virginia.
 William B. Rush, commanding Connecticut.
 Harry S. Knapp, commanding Florida.
 William L. Rodgers, commanding Georgia.
 Harry McL. P. Huse, navy yard, Philadelphia.
 Ray C. Smith, navy department.
 George W. McElroy, inspection duty.
 Robert S. Griffin, assistant to bureau of steam engineering.
 Richard M. Hughes, commanding Washington.
 Frank W. Bartlett, navy yard, Portsmouth.
 George R. Clark, commanding Minnesota.
 George E. Burd, navy yard, New York.
 John H. Shipley, naval attache Tokyo and Peking.
 James H. Oliver, naval war college.
 John E. Craven, commanding New Jersey.
 John J. Knapp, hydrographer.
 John Hood, commanding Rhode Island.
 Edward E. Hayden, naval home, Philadelphia.
 Benjamin C. Bryan, navy yard, Philadelphia.
 Charles H. Harlow, commanding California.
 Clarence A. Carr, inspector of machinery.
 William A. Gill, commanding Colorado.
 Harold P. Norton, inspector of machinery.
 Frank M. Bennett, commanding South Dakota.
 John H. Gibbons, superintendent naval academy.
 Thomas Snowden, board of inspection and survey.
 George R. Salisbury, governor island of Guam.
 John L. Purcell, commanding Lancaster.
 Robert F. Lopez, waiting orders.
 Frank W. Kellogg, commanding Maine.
 Reuben O. Bittler, navy yard, Boston.
 Charles C. Marsh, commanding North Carolina.
 Albert P. Niback, naval attache, Rio de Janeiro.
 Edward Simpson, naval attache, London.
 Thomas W. Kincaid, naval academy.
 William S. Sims, naval war college.
 Louis S. Van Duzer, navy yard, New York.
 Wilson W. Buchanan, commanding Ohio.
 William J. Maxwell, general board.
 William S. Smith, board of inspection and survey.
 Hugh Rodman, navy yard, Mare Island.
 John A. Hoogewerff, commanding Kansas.
 Edward A. Capehart, commanding Michigan.
 Henry B. Wilson, assistant to bureau of navigation.
 Gustav Kaemmerling, inspector of machinery.
 Kenneth McAlpine, inspector of machinery.
 Emil Thiess, board of inspection and survey.
 Spencer S. Wood, general board.
 Guy W. Brown, commanding Independence.
 William B. Fletcher, naval war college.
 Marbury Johnston, navy yard, Portsmouth.
 Edward A. Anderson, navy yard, Philadelphia.
 Joseph L. Jayne, superintendent navy observatory.
 Albert L. Key, waiting orders.
 William L. Howard, navy yard, Philadelphia.
 Robert B. Higgins, inspector of machinery.
 John C. Leonard, navy yard, New York.
 Charles W. Elliott, commanding Maryland.
 Charles W. Dyson, bureau of steam engineering.
 Frederick L. Chapin, commanding Missouri.
 Alexander S. Halstead, commanding West Virginia.
 Harry A. Field, inspector 6th lighthouse district.
 Charles M. Knepper, commanding Helena.
 Clarence S. Williams, board of inspection and survey.
 Frank K. Hill, naval war college.
 Roger Welles, board of inspection and survey.
 John D. McDonald, commanding Hancock.
 Hillary P. Jones, commanding Tennessee.
 *Rank of rear-admiral while chief of bureau.

COMMANDERS.

William R. Shoemaker, chief of staff U. S. Atlantic fleet.
 Charles M. Fahs, Asiatic station.
 Charles P. Plunnett, commanding Washash.
 Volney O. Chase, commanding Montgomery.
 William G. Miller, commanding New Orleans.
 George W. Kilne, inspector of ordnance.
 Joseph Strauss, office aid for material.

Robert L. Russell, judge-advocate general of the navy.
 Harrison A. Bispham, commanding Saratoga.
 Armistead Rust, commanding Baltimore.
 George R. Evans, commanding Salem.
 Edward W. Eoerle, commanding Atlantic torpedo fleet.
 Charles M. McCormick, inspector 11th lighthouse district.
 William W. Gilmer, commanding Hannibal.
 Robert E. Coontz, board of inspection for ships.
 William H. C. Billard, commanding San Francisco.
 Webster A. Edgar, commanding Wilmington.
 Joseph W. Oman, commanding Des Moines.
 Philip Andrews, aid to secretary of the navy.
 George F. Cooper, navy yard, New York.
 Josiah S. McKean, naval war college.
 Charles H. Hayes, commanding Annapolis.
 Benton C. Decker, commanding Chester.
 Mark L. Bristol, Asiatic station.
 Newton A. McCully, naval war college.
 Levi C. Bertolette, commanding Yorktown.
 George W. Logan, naval academy.
 Henry F. Bryan, commanding Prairie.
 Andrew T. Lugh, naval attache, Rome and Vienna.
 Edward H. Durrell, naval academy.
 Archibald H. Scales, commanding Olympia.
 Victor Blue, general board.
 Charles M. Stone, commanding Buffalo.
 Thomas Washington, bureau of navigation.
 Archibald H. Davis, navy department.
 Guy H. Burrage, commanding Albatross.
 Ashley H. Robertson, navy yard, Puget sound.
 Carlo B. Brittain, commanding Wheeling.
 Casey B. Morgan, commanding Nashville.
 William M. Crosse, commanding naval station, Tu-
 lsa.
 John F. Hubbard, recruiting duty, Boston.
 Marcus L. Miller, commanding Vicksburg.
 Lloyd H. Chandler, bureau of navigation.
 George N. Hayward, commanding Marietta.
 Samuel S. Robinson, commanding Cincinnati.
 Charles F. Hughes, board of inspection and survey.
 Albert L. Norton, bureau of ordnance.
 Edward L. Beach, navy yard, Boston.
 Herman O. Stickney, inspector 4th lighthouse dis-
 trict.
 Henry A. Wiley, bureau of navigation.
 Frederic B. Bassett, Jr., Utah.
 Richard R. Jackson, commanding Albany.
 Arthur B. Hoff, sick leave.
 Nathan C. Twining, chief bureau of ordnance.
 Benjamin F. Hutchinson, naval academy.
 Thomas P. Magruder, Asiatic station.
 Sumner E. W. Kittelle, navy yard, Boston.
 William V. Pratt, naval war college.
 Louis M. Nulton, naval academy.
 George R. Marvell, naval academy.
 John B. Patton, navy yard, Norfolk.
 William D. MacDougall, general board.
 George P. Bradshaw, commanding Philadelphia.
 Cleland N. Oley, navy yard, Puget sound.
 Louis B. de Steigner, commanding Panther.
 William W. Phelps, Delaware.
 Louis A. Kaiser, bureau of steam engineering.
 William C. Cole, naval academy.
 Charles A. Brand, commanding Glacier.
 Philip Williams, Idaho.
 Warren J. Terhune, chief of staff U. S. Pacific fleet.
 George G. Mitchell, commanding Paducah.
 Cleland Davis, Mississippi.
 William K. Harrison, bureau of navigation.
 Frank H. Schofield, naval war college.
 Urban T. Holmes, Louisiana.
 Jehu V. Chase, inspector of ordnance.
 Henry J. Ziegemeier, general board.
 Mait H. Signor, naval magazine, Fort Mifflin, Pa.
 George W. Williams, in charge torpedo station,
 Newport.
 Claude B. Price, Kansas.
 Montgomery W. Taylor, navy yard, New York.
 Carl T. Vogelgesang, naval war college.
 Charles B. McVay, Jr., naval academy.
 John H. Dayton, commanding naval training sta-
 tion, Newport.
 Lucius A. Bostwick, navy yard, Norfolk.
 William A. Moffett, inspector 15th lighthouse dis-
 trict.
 Julian A. Latimer, commanding Culgoa.

Douglas E. Dismukes, commanding Petrel.
 Reginald R. Belknap, North Dakota.
 De Witt Blamer, treatment, naval hospital.
 John K. Robinson, commanding Dixie.
 Arthur L. Willard, navy yard, Washington.
 Edwin T. Pollock, Virginia.
 Clark D. Stearns, lighthouse inspector, 3d district.
 Henry C. Kuenzli, navy yard, Puget sound.
 Henry H. Hough, naval attache, Paris and St. Pet-
 tersburg.
 Milton E. Reed, naval academy.
 Harley H. Christy, naval academy.
 Noble E. Irwin, navy yard, Boston.
 Waldo Evans, naval training station, North Chicago.
 Thomas J. Senn, board of inspection and survey.
 Jay H. Sypher, Florida.
 Blon B. Bierer, inspector of machinery.
 Charles F. Preston, Michigan.
 Richard H. Leigh, navy department.
 Adelbert Althouse, navy yard, Washington.
 William D. Brodbernton, waiting orders.
 James P. Carter, Georgia.
 George W. Laws, commanding Dolphin.
 George C. Day, recruiting duty, New York.
 Luke McNamee, Connecticut.
 Frederick L. Sawyer, inspector of ordnance.
 Charles L. Hussey, naval war college.
 John R. Y. Blakely, Washington.
 Leon S. Thompson, South Carolina.

LIEUTENANT-COMMANDERS.

Frederick A. Trant, office naval intelligence.
 John F. Hines, North Carolina.
 Robert K. Crank, Maine.
 Stanford E. Moses, navy yard, Norfolk.
 Powers Symington, commanding Mayflower.
 Yate Stirling, Jr., naval war college.
 Raymond D. Hasbrouck, bureau of ordnance.
 Walter Ball, naval station, Guantanamo.
 Joel R. P. Pringle, Nebraska.
 Benjamin B. McCormick, navy yard, New York.
 Edw. S. Kellogg, Minnesota.
 David V. H. Allen, inspector 16th lighthouse dis-
 trict.
 Frank H. Clark, Jr., bureau of ordnance.
 Eugene L. Bisset, commanding Supply.
 Edward H. Campbell, North Dakota.
 Walter S. Crosby, commanding Scorpion.
 Charles J. Lang, Maryland.
 Henry R. Price, Delaware.
 Martin E. Treuch, Missouri.
 Thomas S. Wilson, Colorado.
 Henry A. Pearson, Utah.
 Orton P. Jackson, bureau of ordnance.
 Francis L. Chadwick, New Hampshire.
 John S. Doldridge, commanding Reid.
 Percy N. Olmsted, Ohio.
 John R. Brady, New Jersey.
 Allen M. Cook, navy yard, Norfolk.
 Christopher C. Fewell, Pennsylvania.
 Frank B. Upham, naval attache, Pekin.
 Andre M. Procter, Connecticut.
 John H. Sticht, North Carolina.
 Richard S. Douglas, California.
 Emmet R. Pollock, office judge-advocate general.
 John P. J. Ryan, naval station, Olongapo.
 Chester Wells, South Dakota.
 Irvin V. G. Gillis, leave abroad.
 Ridley McLean, Florida.
 Raymond Stone, navy yard, Portsmouth.
 David F. Sellers, Michigan.
 John T. Tompkins, Louisiana.
 Provost Babin, inspection duty.
 Simon P. Fullinwider, bureau of navigation.
 Stephen V. Graham, naval academy.
 Alfred W. Hinds, naval academy.
 Ernest L. Bennett, bureau of steam engineering.
 William P. Scott, Massachusetts.
 Joseph M. Reeves, coal depot, Tiburon, Cal.
 Roscoe C. Moody, bureau of steam engineering.
 Leland F. James, West Virginia.
 Frank Lyon, naval academy.
 John McC. Luby, commanding Patterson.
 Arthur G. Cavanagh, Mississippi.
 Hutch I. Cone,* engineer-in-chief, chief of bureau
 of steam engineering.
 Roscoe C. Bulmer, naval academy.
 Gilbert S. Galbraith, inspection duty, bureau of ord.
 Robert W. McNeely, special duty.

Walter S. Turpin, Delaware.
 William S. Whitted, South Carolina.
 George E. Gelm, Virginia.
 Edwin H. Delaney, navy yard, Boston.
 Frank H. Brumby, New Hampshire.
 James P. Morton, commanding Perkins.
 Frank P. Baldwin, navy yard, New York.
 George L. Porter Stone, Franklin.
 Harris Laning, naval academy.
 Franklin D. Karns, South Carolina.
 David W. Todd, bureau of steam engineering.
 John V. Klemann, naval intelligence.
 Henry V. Butler, Utah.
 Walter R. Gherardi, Delaware.
 James J. Raby, naval academy.
 Frederic N. Freeman, navy department.
 William H. Stanley, navy yard, Mare Island.
 Cassius B. Barnes, Hancock.
 Kenneth M. Bennett, commanding Drayton.
 Edward H. Watson, Vermont.
 Michael J. McCormick, Lancaster.
 Rufus Z. Johnston, Jr., training station, Newport.
 Thomas D. Parker, navy yard, Norfolk.
 Jonas H. Holden, proving grounds, Indian Head, Md.
 Thomas T. Craven, general board.
 Daniel W. Wurtsbaugh, South Dakota.
 Rolph Earle, naval academy.
 Gatewood S. Lincoln, navy yard, Mare Island.
 Ivan C. Wettengel, recruiting duty, Minneapolis.
 Charles M. Tozer, naval academy.
 Wat T. Cluverius, navy yard, New York.
 Duncan M. Wood, waiting orders.
 Leigh C. Palmer, inspector of target practice.
 Albert W. Marshall, Saratoga.
 Thomas A. Kearney, navy department.
 Arthur MacArthur, Jr., commanding McCall.
 Frank E. Ridgely, Kansas.
 Dudley W. Knox, Connecticut.
 Mark St. C. Ellis, navy yard, Mare Island.
 Edward McCauley, Jr., naval observatory.
 William L. Littlefield, hydrographic office.
 Earl P. Jessop, Arkansas.
 Henry C. Mustin, navy yard, Philadelphia.
 Pope Washington, Georgia.
 Roland I. Curtin, naval academy.
 Arthur Crenshaw, inspector of machinery.
 Amon Bronson, naval academy.
 Henry E. Yarnell, Connecticut.
 Harlan P. Perrill, New Jersey.
 David E. Theelen, navy yard, Washington.
 Arthur J. Heppburn, Georgia.
 Necham L. Jones, North Dakota.
 Thomas C. Hart, torpedo station, Newport.
 William R. White, Utah.
 William H. Reynolds, bureau of steam engineering.
 Cyrus R. Miller, naval observatory.
 Orin G. Murfin, North Dakota.
 Leonard R. Sargent, aid to the admiral of the navy.
 Luther M. Overstreet, bureau of ordnance.
 Victor S. Houston, Elcano.
 David F. Boyd, commanding Preston.
 Gilbert Chase, Vermont.
 Louis C. Richardson, commanding Pacific torpedo flotilla.
 Walton R. Sexton, bureau of navigation.
 Walter M. Falconer, Rhode Island.
 Henry N. Jenson, Pennsylvania.
 William D. Leahy, California.
 Andrew T. Graham, Washington.
 Arthur St. C. Smith, Indiana.
 Willis McDowell, California.
 Austin Kautz, Minnesota.
 Charles T. Owens, West Virginia.
 Hilary Williams, West Virginia.
 Robert W. Henderson, inspector of ordnance.
 Clarence S. Kempff, Michigan.
 Irwin F. Landis, Colorado.
 John Halligan, bureau of steam engineering.
 William C. Watts, navy department.
 George L. Smith, navy yard, Washington.
 Wilbur G. Briggs, Ohio.
 Charles P. Burt, waiting orders.
 Fletcher L. Sheffield, Virginia.
 Henry C. Dinger, Nebraska.
 Lyman A. Cotten, Connecticut.
 Edward Woods, recruiting duty.
 Louis Shane, inspector of machinery.
 Alexander N. Mitchell, Rainbow.

Frank L. Pinney, Vermont.
 William P. Cronan, commanding Monahan.
 Zeno E. Briggs, California.
 William T. Tarrant, Michigan.
 Walter B. Tardy, navy yard, New York.
 William B. Wells, naval academy.
 Clarence A. Ahel, Chester.
 Thomas L. Johnson, Louisiana.
 Yancey S. Williams, Salem.
 Edward T. Constien, Maine.
 George T. Pettengill, Pettengill.
 George C. Sweet, Iowa.
 Ulysses S. Macy, commanding Eagle.
 David C. Hanrahan, waiting orders.
 John S. Graham, Idaho.
 Charles C. Nelson, commanding Mayrant.
 Walter G. Roper, Florida.
 Herbert G. Sparrow, Tennessee.
 Allen Buchanan, naval academy.
 Edward B. Fenner, naval academy.
 Richard D. White, office naval intelligence.
 Victor A. Kimberly, navy yard, New York.
 Paul B. Dungan, Monterey.
 Joseph K. Taussig, commanding Ammen.
 Claude C. Black, Delaware.
 Henry E. Lackey, Saratoga.
 Hilary H. Rayall, Wheeling.
 Edward C. Kalbus, navy department.
 Clark H. Woodward, commanding Roe.
 William S. Miller, Mississippi.
 Cyrus W. Cole, Cincinnati.
 Lloyd S. Shapley, Maryland.
 Samuel T. M. Major, California.
 William B. Sayles, Jr., New Jersey.
 John W. Greenslade, sick leave.
 Charles E. Courtney, bureau of steam engineering.
 Adolphus E. Watson, Maine.
 Charles H. Fischer, Virginia.
 Harry L. Brinser, Wyoming.
 James H. Tomb, North Dakota.
 Farmer Morrison, navy yard, Norfolk.
 Samuel B. Thomas, navy yard, Mare Island.
 Frederick J. Horne, naval academy.
 Edgar B. Larimer, Montana.
 Alfred W. Johnson, Nebraska.
 Walter M. Hunt, commanding Warrington.
 James E. Gillmer, Saratoga.
 Chauncey Shackford, South Carolina.
 Ralph K. Pope, Maryland.
 Zachariah H. Madison, Florida.
 Henry B. Soule, navy yard, Washington.
 Francis Martin, branch hydrographic office, Philadelphia.
 Charles P. Snyder, naval academy.
 Carleton R. Ketter, treatment, hospital.
 Joseph R. DeFrees, Mississippi.
 Willis G. Mitchell, navy yard, Charleston.
 Kenneth G. Castleman, sick leave.
 John J. Hyland, navy yard, Philadelphia.
 Samuel W. Bryant, Nebraska.
 Franck T. Evans, Michigan.
 Edward S. Jackson, inspector of ordnance.
 William F. Bricker, Georgia.
 Henry L. Wyman, bureau of steam engineering.
 Daniel P. Mannix, inspector of machinery.
 Arthur B. Keating, navy yard, Philadelphia.
 Charles T. Wade, Colorado.
 Rae W. Vincent, Buffalo.
 *With rank of rear admiral.

MEDICAL CORPS.

MEDICAL DIRECTORS.

Rank of captain.

Remus C. Persons, naval hospital, naval home.
 David N. Bertolotto, naval medical school hospital.
 Lucien G. Henneberger, naval retiring board.
 Edward H. Green, recruiting duty New York, New York, N. Y.
 Howard E. Ames, naval training station, San Francisco.
 Frank Anderson, president examining board.
 Phillips A. Lovering, naval hospital, Mare Island.
 William R. Du Bose, examining board.
 Charles T. Hiboett, hospital, Norfolk.
 Henry G. Beyer, naval medical school.
 James E. Gardener, member examining board.
 James C. Byrnes, naval hospital, New York.
 James D. Gatewood, president examining board.

Oliver Diehl, hospital, Newport.
John M. Edgar, naval hospital, Boston.

MEDICAL INSPECTORS.

Rank of commander.

Philip Leach, naval hospital, Las Animas.
Lloyd W. Curtis, torpedo station, Newport.
Francis S. Nash, recruiting duty, Philadelphia.
Orestes D. Norton, California.
Francis W. F. Wieber, navy yard, Boston.
Andrew R. Wentworth, navy yard, New York.
Thomas A. Berrybill, medical supply depot, New York.
Eugene P. Stone, treatment, hospital.
James G. Field, naval training station, great lakes.
George Fickrell, hospital, naval academy.
Albert M. D. McCormick, naval academy.
George B. Wilson, Saratoga.
Charles F. Stokes, chief bureau of medicine and surgery.
Edward R. Stitt, naval medical school.
Manly F. Gates, Solace.
Charles H. T. Lowndes, recruiting duty, Baltimore.
George H. Barber, naval hospital, Olongapo.

SURGEONS.

Rank of lieutenant-commander.

Rand P. Crandall, Franklin.
George T. Smith, naval station, Hawaii.
George A. Lung, Connecticut.
Luther L. von Wedekind, recruiting duty, Chicago.
Edwin S. Robert, naval hospital, Yokohama.
Leckinski W. Spattling, navy yard, Washington.
Robert M. Kennedy, naval medical school.
Norman J. Blackwood, naval hospital, New York.
William C. Bralsted, assistant to bureau of medicine and surgery.
Sheldon G. Evans, naval academy.
Adrian R. Alfred, navy yard, Norfolk.
Charles M. De Valin, recruiting duty, New York.
Charles P. Bagg, Colorado.
Carl DeW. Brownell, naval hospital, Portsmouth.
Henry D. Wilson, recruiting duty, Boston.
Lewis Morris, Hancock.
Edward M. Shipp, naval medical school hospital.
Charles E. Riggs, Wabash.
James F. Leys, naval training, Newport.
Frank C. Cook, navy yard, Puget sound.
Amnen Farenholt, recruiting duty, San Francisco.
Charles P. Kindeberger, naval station, Guam.
Arthur W. Dunbar, bureau of medicine and surgery.
Theodore W. Richards, bureau of medicine and surgery.

Moulton K. Johnson, Tennessee.
William M. Wheeler, treatment, hospital.
Middleton S. Elliott, Utah.
Frank L. Pleadwell, North Dakota.
Dudley N. Carpenter, naval academy.
James C. Pryor, naval medical school.
Washington B. Gray, naval medical school hospital.
Raymond Spear, naval medical school hospital.
Edgar Thompson, Maine.
James B. Dennis, navy yard, Philadelphia.
Eugene J. Grow, Solace.
Cary D. Langhorne, marine barracks, Washington.
Joseph C. Thompson, special duty, war department.
Frederick L. Benton, Idaho.
Will M. Garton, naval hospital, Norfolk.
Frank E. McCullough, Minnesota.
Francis M. Furlong, naval hospital, Boston.
Ralph T. Orvis, New Hampshire.
Granville L. Augeny, Lancaster.
William H. Bell, isthmian canal commission.
Holton C. Curl, navy yard, Mare Island.
Richard C. Holcomb, Delaware.
Edward G. Parker, naval academy.
Barton L. Wright, Nebraska.
Henry E. Odell, navy yard, Mare Island.
James S. Taylor, Mississippi.
Joseph A. Murphy, naval academy.
John T. Kennedy, Louisiana.
Karl Oimesorg, hospital, Philadelphia.
Charles N. Flske, Georgia.
Ralph W. Phammer, naval training, great lakes.
John J. Snyder, Michigan.
Edward M. Blackwell, Solace.
George F. Freeman, naval dispensary.
Fred M. Bogan, navy yard, Portsmouth.
Robert E. Ledbetter, hospital, Washington.

Charles St. J. Butler, naval station, Cavite.
Richard B. Williams, South Carolina.
Samuel S. Rodman, Rhode Island.
John M. Brister, naval academy.
Herbert O. Shiffert, Vermont.
Allen E. Peck, naval station, Cavite.
Charles G. Smith, Montana.
James H. Payne, waiting orders.
John H. Iden, Washington.
William Seaman, disciplinary barracks, Port Royal.
Royal R. Richardson, Virginia.
Frederick A. Asserson, naval hospital, Boston.
Henry A. Dunn, Florida.
Allan Stuart, recruiting duty, Hartford, Conn.
Jacob Stepp, Missouri.
Herbert M. Tolfree, navy yard, Norfolk.
Louis W. Bishop, New Jersey.
Archibald M. Fauntleroy, Solace.
Ulys R. Webb, Asiatic station.
Charles M. Oman, navy yard, New York.
Robert A. Bachmann, hospital naval station, Newport.
Howard F. Strine, navy yard, Norfolk.
Robert E. Hoyt, recruiting duty, Los Angeles, Cal.
Joseph P. Traynor, Dolphin.
John P. Murphy, hospital, Las Animas, Cal.
Jesse W. Bachus, Pennsylvania.

PAY CORPS.

PAY DIRECTORS.

With rank of captain.

John N. Speel, navy pay office, Washington, D. O.
Real Frazer, navy yard, New York, N. Y.
Charles W. Littlefield, waiting orders.
William W. Galt, settling accounts.
John R. Martin, navy yard, Washington.
Charles M. Ray, navy yard, Mare Island.
Mitchell C. McDonald, hospital, Yokohama, Japan.
Leeds C. Kerr, navy pay office, Newport.
Richard T. M. Ball, navy pay office, Baltimore.
Charles S. Williams, navy pay office, Boston.
Thomas J. Cowle, paymaster-general of the navy.
John S. Carpenter, navy yard, Boston.
Livingston Hunt, navy pay office, Washington, D. C.
George W. Simpson, sick leave.
Samuel L. Heap, navy pay office, Washington.

PAY INSPECTORS

With rank of commander.

James S. Phillips, navy pay office, Norfolk.
Thomas S. Jewett, navy yard, Philadelphia.
Frank T. Arms, navy yard, Portsmouth.
Thomas H. Hicks, Pacific fleet, California.
Ziba W. Reynolds, navy pay office, San Francisco.
Eugene D. Ryan, navy yard, New York.
Samuel McGowan, navy pay office, Philadelphia.
Henry A. Dent, navy yard, Portsmouth.
William J. Little, navy pay office, New York.
Martin McM. Ramsey, navy yard, Norfolk.
Joseph J. Cleatham, bureau of supplies and accounts.
Barron P. DuBois, Asiatic station.
Harry E. Briscoe, navy yard, Washington.
George G. Seibels, navy yard, Norfolk.
Edmund W. Bonnaffon, Atlantic fleet, Connecticut.

PAYMASTERS.

With rank of lieutenant-commander.

Joseph Fyffe, naval academy.
John H. Merlam, naval home, Philadelphia.
Timothy S. O'Leary, training station, Newport, R. I.
George Brown, Jr., navy yard, Puget sound.
Walter B. Izard, general inspector pay corps.
David Potter, navy pay office, Manila.
Samuel Bryan, naval academy.
Arthur F. Huntington, navy yard, New York.
Harry H. Balthis, North Carolina.
Charles Conrad, Ohio.
William T. Gray, navy yard, Boston.
George P. Dyer, Colorado.
John M. Morse, sick leave.
Robert H. Woods, Delaware.
Robert H. Orr, navy yard, Philadelphia.
William A. Merritt, navy yard, Washington.
John Irwin, West Virginia.
Webb V. H. Rose, training station, great lakes.
Charles Morris, Jr., bureau of supplies and accounts.
Frederick K. Perkins, training station, San Francisco.
George C. Schafer, Montana.

Theodore J. Arms, Louisiana.
 George R. Venable, navy yard, Portsmouth.
 George M. Stackhouse, South Carolina.
 Gray Skipwith, Pensacola.
 Trevor W. Leutze, bureau of supplies and accounts.
 McGill R. Goldsborough Florida.
 William H. Doherty, navy yard, Boston.
 David D. Chadwick, navy yard, Norfolk.
 Eugene C. Tobey, Maryland.
 Jonathan Brooks, navy yard, New York.
 Eugene F. Hill, sick leave.
 Franklin P. Sackett, Michigan.
 David M. Addison, bureau of supplies and accounts.
 Victor S. Jackson, naval station, Olongapo.
 John R. Sanford, training station, Newport.
 Herbert E. Stevens, naval station, Hawaii.
 Charles D. O'Leary, navy yard, Washington.
 Charles W. Ellison, navy yard, New York.
 Cuthbert J. Cleborne, navy yard, Norfolk.
 John D. Bobnett, bureau of supplies and accounts.
 George W. Pigman, Jr., Minnesota.
 Ray Spear, naval station, Cavite.
 Christian J. Peoples, Utah.

With rank of lieutenant.

Thomas D. Harris, training station, great lakes.
 John F. Hatch, naval station, Cavite.
 Frederick G. Payne, bureau of supplies and accounts.
 Frederick B. Colby, Hancock.
 Edward E. Goodhue, Washob.
 William R. Bowne, North Dakota.
 Rishworth Nicholson, navy yard, Puget sound.
 Edward T. Hoopes, navy yard, New York.
 Cecil S. Baker, examining board, Washington.
 Donald W. Nesbit, Connecticut.
 John S. Higgins, bureau of supplies and accounts.
 Ignatius T. Hagner, Nebraska.
 George P. Auld, Washington.
 James S. Beecher, California.
 Henry A. Wise, Jr., Franklin.
 Henry de F. Mel, navy pay office, Seattle.
 Arthur M. Pippin, Independence.
 John A. B. Smith, Lancaster.
 Felix R. Holt, Idaho.
 Emmett C. Gudgey, navy yard, Philadelphia.
 Stewart E. Barber, bureau of supplies and accounts.
 Howard D. Lamar, navy yard, Charleston.
 Ervin A. McMillan, naval station, Olongapo.
 Eugene A. Tricon, Pennsylvania.
 William C. Fite, special duty.
 David C. Crowell, Vermont.
 James A. Bull, New Orleans.
 Frank T. Watrous, navy yard, New York.
 Edward S. Stalnaker, Rhode Island.
 Chester G. Mayo, navy yard, Boston.
 James F. Kutz, Albany.
 John R. Hornberger, navy yard, Mare island.

MARINE CORPS.

MAJOR-GENERAL, COMMANDANT.

William P. Biddle, headquarters, Washington.

ADJUTANT AND INSPECTOR'S DEPARTMENT.

Charles H. Leuchheimer, adjutant and inspector, with rank of colonel, Manila, P. I.
 Henry C. Haines, assistant adjutant and inspector, with rank of lieutenant-colonel, headquarters, Washington, D. C.
 Rufus H. Lane, assistant adjutant and inspector, with rank of lieutenant-colonel, San Francisco.
 Louis J. Magill, assistant adjutant and inspector, with rank of major, Philadelphia.
 Albert S. McLemore, assistant adjutant and inspector, with rank of major, headquarters, Washington, D. C.
 David D. Porter, assistant adjutant and inspector, with rank of major, Manila.

QUARTERMASTER'S DEPARTMENT.

Frank L. Denny, quartermaster, with the rank of colonel, headquarters, San Francisco.
 Charles L. McCawley, assistant quartermaster, with rank of lieutenant-colonel, headquarters, Washington.
 Cyrus S. Radford, assistant quartermaster, with rank of lieutenant-colonel, assistant quartermaster's office, Philadelphia.
 William B. Lemly, assistant quartermaster, with rank of major, headquarters, Washington, D. C.
 Henry L. Roosevelt, assistant quartermaster, with rank of major, Manila.

Norman G. Burton, assistant quartermaster, with rank of major, San Francisco.
 Hugh L. Mathews, assistant quartermaster, with rank of captain, headquarters, Washington, D. C.
 Rupert C. Dewey, assistant quartermaster, with rank of captain, Port Royal, S. C.
 Frank J. Schwable, assistant quartermaster, with rank of captain, Mare island, Cal.
 Percy F. Archer, assistant quartermaster, with rank of captain, headquarters, Washington, D. C.
 Frank Hafford, assistant quartermaster, with rank of captain, Isthmian canal zone.
 Walter E. Noa, assistant quartermaster, with rank of captain, Manila, P. I.
 Seth Williams, assistant quartermaster, with rank of captain, barracks, Puget sound.
 Edward W. Baker, assistant quartermaster, with rank of captain, barracks, Philadelphia, Pa.
 Charles R. Sanderson, assistant quartermaster, with rank of captain, Philadelphia.

PAYMASTER'S DEPARTMENT.

George Richards, paymaster, with rank of colonel, paymaster's office, Washington, D. C.
 William C. Dawson, assistant paymaster, with rank of lieutenant-colonel, New York.
 William G. Powell, assistant paymaster, with rank of major, headquarters, Washington, D. C.
 Harry C. Keissinger, assistant paymaster, with rank of major, San Francisco, Cal.
 Davis B. Wilds, assistant paymaster, with rank of captain, headquarters, Washington, D. C.
 Russell B. Putnam, assistant paymaster, with rank of captain, marine barracks, Manila, P. I.
 Littleton W. T. Waller, marine barracks, Mare island.
 Randolph Dickens, comdg. 1st brigade, Manila, P. I.
 Luccioni Karmany, en route home.
 Charles A. Doyen, marine barracks, Puget sound.
 James E. Mahoney, commanding marine barracks, Washington.
 George Barnett, commanding marine barracks, Philadelphia, Pa.

LIEUTENANT-COLONELS.

Franklin J. Moses, comdg. barracks, Annapolis.
 Joseph H. Pendleton, marine brigade, Manila.

COLONELS.

John A. Lejune, comdg. marine barracks, New York.
 Eli K. Cole, headquarters, Washington, D. C.
 Theodore P. Kane, comdg. barracks, Norfolk.
 L. C. Lucas, comdg. barracks, Philadelphia.
 Charles G. Long, army war college.
 Ben. H. Fuller, comdg. marines, Charleston, S. C.
 Lawrence H. Moses, comdg. barracks, Boston, Mass.

MAJORS.

Wendell C. Neville, comdg. barracks, Hawaii.
 Thomas C. Treadwell, marine barracks, Washington.
 Dion Williams, naval intelligence.
 John T. Myers, army war college.
 Albertus W. Catlin, U. S. Atlantic fleet.
 William N. McKelvey, recruiting duty, Chicago.
 John H. Russell, commanding marine guard, Peking, China.
 Melville J. Shannon, comdg. barracks, Portsmouth.
 Philip M. Bawn, marine brigade, Manila.
 Newt H. Hall, marine brigade, Manila.
 Smedley D. Butler, Camp Elliott, Panama.
 George O. Thorpe, naval prison, Portsmouth.
 Charles S. Hill, Pacific fleet.
 Henry C. Davis, barracks, New York.
 George C. Reid, barracks, Norfolk.
 Robert H. Dunlap, naval war college.
 Randolph C. Berkeley, naval war college.
 Carl Gambarg-Andresen, barracks, Mare island.
 Charles B. Hatch, disciplinary barracks, Port Royal.

RETIRED LIST.

REAR-ADMIRALS.

John H. Upshur, Hot Springs, Va.
 Stephen B. Luce, war college, Newport, R. I.
 David B. Harmony, Washington, D. C.
 Aaron W. Weaver, Washington, D. C.
 George Brown, Indianapolis, Ind.
 Francis M. Ramsay, Washington, D. C.
 Oscar F. Stanton, New London, Conn.
 Thomas O. Selfridge, Washington, D. C.
 John A. Howell, Warrenton, Va.
 Henry L. Howison, Yonkers, N. Y.

George C. Remy, Washington, D. C.
 John C. Watson, Louisville, Ky.
 Silas Casey, Washington, D. C.
 Francis J. Higginson, Cold Spring, N. Y.
 Frederick Rodgers, Washington, D. C.
 Louis Kempff, San Francisco, Cal.
 Robert D. Evans, Washington, D. C.
 George W. Sumner, Patchogue, L. I.
 Albert S. Barker, Washington, D. C.
 Charles E. Clark, Washington, D. C.
 Benjamin F. Day, Glasgow, Va.
 Alexander H. McCormick, Annapolis, Md.
 Merrill Miller, Berkeley, Cal.
 Robert M. Berry, Detroit, Mich.
 Samuel W. Very, Newton Center, Mass.
 George H. Becknell, New Albany, Ind.
 John P. Merrill, Newport, R. I.
 Mortimer L. Johnson, Portsmouth, N. H.
 William G. Buchler, Philadelphia, Pa.
 Henry B. Robeson, Walpole, N. H.
 Philip H. Cooper, Morristown, N. J.
 George H. Wadleigh, Dover, N. H.
 Yates Stirling, Baltimore, Md.
 William C. Wise, Monroe, Va.
 Francis A. Cook, Northampton, Mass.
 Purnell F. Harrington, Riverdale, N. Y.
 Eugene H. C. Leutze, navy yard, New York.
 Edward D. Taussig, leave abroad.
 Royall R. Ingersoll, Laporte, Ind.
 Thomas C. McLean, Washington, D. C.
 Gottfried Blacklinzer, Dubuque, Iowa.
 Nathan E. Niles, Alexandria, Va.
 Daniel D. V. Stuart, Washington, D. C.
 Nicoll Ludlow, New York, N. Y.
 Allen V. Reed, Washington, D. C.
 Alfred T. Mahan, Quincy, N. Y.
 George W. Metville, Philadelphia, Pa.
 Colby M. Chester, navy department.
 Charles D. Slgsbee, Metropolitan club, Washington.
 Benjamin P. Lamberton, Washington, D. C.
 French E. Chadwick, Newport, R. I.
 Albert Ross, commandant training station, Great Lakes, Illinois.
 Albert S. Snow, Brookline, Mass.
 William W. Mead, New York, N. Y.
 Richardson Clover, Los Angeles, Cal.
 Harrison G. O. Colby, Boston, Mass.
 Leavitt C. Logan, Washington, D. C.
 William S. Cowles, chief of bureau of equipment.
 William H. Whiting, New York, N. Y.
 Charles O'Neill, Boston, Mass.
 Uriel Sebree, Coronado, Cal.
 William Swift, navy department.
 Conway H. Arnold, leave abroad.
 Adolph Marx, leave abroad.
 John A. Rodgers, Havre de Grace, Md.
 Theodore F. Jewell, leave abroad.
 William M. Folger, Windsor, Vt.
 John Lowe, Brandon, Vt.
 John Shouler, Annapolis, Md.
 George F. F. Wilde, North Easton, Mass.
 Charles H. Davis, Jamestown, R. I.
 George W. Pigman, Mountain Lake Park, Md.
 John McGowan, Washington, D. C.
 James M. Forsyth, Shamokin, Pa.
 Caspar F. Goodrich, Pomfret, Conn.
 Edwin C. Pendleton, Philadelphia, Pa.
 Edwin K. Moore, Boston, Mass.
 Royal B. Bradford, Washington, D. C.
 James E. Craig, Washington, D. C.

George O. Reiter, Washington, D. C.
 Willard H. Brownson, Washington, D. C.
 Edwin Longnecker, Wernersville, Pa.
 George E. Ide, New York, N. Y.
 Thomas Perry, Port Deposit, Md.
 Charles H. Stockton, Washington, D. C.
 Henry W. Lyon, Paris, Me.
 James H. Dayton, South Bend, Ind.
 John D. Adams, leave abroad.
 William W. Kimball, Paris, Me.
 Herbert Winslow, Brookline, Mass.
 Albert G. Berry, Annapolis, Md.
 Thomas S. Phelps, commandant training station, San Francisco, Cal.
 Corwin P. Rees, comd. naval station, Hawaii.
 William H. Emory, Roslyn, L. I.
 Albert R. Conden, Washington, D. C.
 John E. Pillsbury, Washington, D. C.
 Franklin J. Drake, Washington, D. C.
 George M. Book, San Antonio, Tex.
 Oscar W. Parenholt, San Francisco, Cal.
 Seaton Schroeder, naval war college.
 Giles B. Harber.
 Wash R. Harris, Indianapolis, Ind.
 Kossuth Niles, Winsted, Conn.
 Samuel P. Comly, Woodbury, N. J.
 Edward T. Strong, Albany, N. Y.
 Eugene W. Watson, Louisville, Ky.
 John F. Merry, Somerville, Mass.
 Washburn Maynard, Brookline, Mass.
 Morris R. S. Mackenzie, Morristown, N. J.
 John J. Hunker, Put-in-Bay, O.
 Franklin Hanford, Scottsville, N. Y.
 Chapman C. Todd, Frankfort, Ky.
 Henry N. Manney, Point Lomo, Cal.
 Charles T. Hutchins, Greenport, Long island, N. Y.
 Harry Knox, Annapolis, Md.
 Charles H. West, Brooklyn, N. Y.
 Joseph G. Eaton, Assinippi, N. Y.
 Henry B. Mansfield, Brooklyn, N. Y.
 John D. Ford, Baltimore, Md.
 Frederick M. Symonds, Galesville, Wis.
 Albert C. Dillingham, navy yard, Norfolk, Va.
 John B. Milton, commandant training station, San Francisco, Cal.
 John V. B. Bleecker, Jamestown, R. I.
 John Hubbard, recruiting duty, Boston.
 Lewis C. Heilner, Brooklyn, N. Y.
 William A. Marshall, navy yard, Norfolk.
 Charles E. Fox, naval station, Charleston, S. C.
 Andrew Dunlap, Washington, D. C.
 John A. B. Smith, Brooklyn, N. Y.
 Edward H. Gheen, Washington, D. C.
 Wells L. Field, leave abroad.
 Alexander B. Bates, Binghamton, N. Y.
 Harrie Webster, Richmond, Va.
 George W. Baird, Washington, D. C.
 Francis H. Delano, Annapolis, Md.
 Charles T. Forse, Pittsburg, Pa.
 Frederic Singer, leave abroad.
 Arthur B. Speyers, New York, N. Y.
 Ebenezer S. Prime, Huntington, N. Y.
 Thomas H. Stevens, Washington, D. C.
 John M. Hawley, Washington, D. C.
 Perry Garst, Annapolis, Md.
 George P. Colvocoresses, Washington, D. C.
 William P. Day, Glasgow, Va.
 Warner B. Bayley, Washington, D. C.
 William Everett, Newport, R. I.

FATAL THEATER FIRES AND PANICS SINCE 1811

Theater or hall and date.	Lives lost.
Banket theater, Oporto, March 21, 1838.....	200
Barnley, England (hall), Jan. 11, 1903.....	16
Bologoe, Russia, March 6, 1911.....	129
Canonsburg, Pa., opera house, Aug. 26, 1911.....	26
Carlsruhe theater, St. Petersburg, 1847.....	200
Central theater, Philadelphia, April 28, 1892.....	6
Conway's theater, Brooklyn, Dec. 5, 1876.....	295
Exeter theater, England, Sept. 5, 1837.....	200
Florer theater, Acapulco, Mex., Feb. 14, 1909.....	250
Front Street theater, Baltimore, Dec. 8, 1895.....	23
Iroquois, Chicago, Dec. 30, 1903.....	575
Lehman's theater, St. Petersburg, 1836.....	700
Opera Comique, Paris, May 25, 1887.....	75
Roche's opera house, Boyertown, Pa., Jan. 13, 1908.....	179
Richmond (Va.) theater, Dec. 26, 1811.....	70

Theater or hall and date.	Lives lost.
Ring theater, Vienna, Dec. 8, 1831.....	447

THEATER PANIC AT CANONSBURG, PA.

While a picture show was in progress in the Canonsburg (Pa.) opera house on the evening of Aug. 26, 1911, a cry of fire was raised when the picture machine clicked and caused a bright flash to be thrown on the screen. This led to a panic and the spectators rushed to the narrow exit. One of the men in the crowd tripped and fell on the stairs. Others were pushed over him and in a moment the stairway was filled with a mass of struggling men and women, of whom twenty-six were killed and nearly sixty injured. There was no fire and the disaster was really inexcusable.

LIST OF SHIPS OF THE UNITED STATES NAVY.

NOTE—Abbreviations: T. S., twin screw; Tr. S., triple screw; S., screw. Where size of guns is expressed in inches, only main battery is given. Where size is expressed in pounds and under four inches, vessels have only a secondary battery.

THE FLEET.

FIRST-CLASS BATTLE SHIPS.	Displacement.	Length.		Beam.		Maximum draft.	Speed (trial).	Propulsion.	Maximum coal supply.	Battery, guns.		
		Tons	Ft. in.	Ft. in.	Ft. in.					Tons	Knots	
Alabama.....	11,552	368	0	72	2	23	6	17.01	T. S.	1,275	4,591	4 13-in., 14 6-in.
Connecticut.....	16,000	450	0	76	10	24	6	18.00	T. S.	2,275	5,000	4 12-in., 8 8-in., 12 7-in.
Delaware.....	20,000	510	0	85	2	26	11	21.00	T. S.	2,500	10 12-in., 14 5-in.
Florida.....	21,825	510	0	83	2	28	6	20.75	Turb.	2,500	10 12-in., 16 5-in.
Georgia.....	14,948	435	0	76	2	23	9	19.25	T. S.	1,925	3,800	4 12-in., 8 8-in., 12 6-in.
Idaho.....	13,000	375	0	77	0	24	8	17.00	T. S.	1,750	4 12-in., 8 8-in., 8 7-in.
Illinois.....	11,552	368	0	72	2	23	6	17.45	T. S.	1,275	4,250	4 13-in., 14 6-in.
Indiana.....	10,288	348	0	69	3	24	0	15.55	T. S.	1,500	4 13-in., 8 8-in., 4 4-in.
Iowa.....	11,346	360	0	73	2	24	0	17.09	T. S.	1,650	4,500	4 12-in., 8 8-in., 4 6-in.
Kansas.....	16,000	450	0	76	10	24	6	18.09	T. S.	2,350	4 12-in., 8 8-in., 12 7-in.
Kearsarge.....	11,520	368	0	72	2	23	6	16.82	T. S.	1,500	5,316	4 13-in., 4 8-in., 14 5-in.
Kentucky.....	11,520	368	0	72	2	23	6	16.90	T. S.	1,500	5,390	4 13-in., 4 8-in., 14 5-in.
Louisiana.....	16,000	450	0	76	10	24	6	18.82	T. S.	2,400	5,000	4 12-in., 4 8-in., 12 7-in.
Maine.....	12,500	388	0	72	2	23	10	18.00	T. S.	1,875	4,925	4 12-in., 16 6-in.
Massachusetts.....	10,288	348	0	69	3	24	0	16.21	T. S.	1,475	4,500	4 13-in., 8 8-in.
Michigan.....	16,500	450	0	80	2	24	6	18.50	T. S.	2,200	8 12-in., 22 3-in.
Minnesota.....	16,000	450	0	76	10	24	6	18.85	T. S.	2,400	4 12-in., 8 8-in., 12 7-in.
Mississippi.....	13,000	375	0	77	0	24	8	17.10	T. S.	1,750	4 12-in., 8 8-in., 8 7-in.
Missouri.....	12,500	388	0	72	0	23	11	18.15	T. S.	1,825	4,900	4 12-in., 16 6-in.
Nebraska.....	14,948	435	0	76	2	23	9	19.06	T. S.	1,775	4 12-in., 8 8-in., 12 6-in.
New Hampshire.....	16,000	450	0	76	12	24	6	18.00	T. S.	2,325	4 12-in., 8 8-in., 12 7-in.
New Jersey.....	14,948	435	0	76	0	23	9	19.18	T. S.	2,000	4 12-in., 8 8-in., 12 6-in.
North Dakota.....	20,000	510	0	85	22	26	11	21.00	T. S.	2,500	10 12 in., 14 5-in.
Ohio.....	12,500	388	0	72	2	23	7	17.82	T. S.	2,150	4,900	4 12-in., 16 6-in.
Oregon.....	10,288	348	0	69	3	24	0	16.79	T. S.	1,450	5,300	4 13-in., 8 8-in.
Rhode Island.....	14,948	435	0	76	2	23	9	19.01	T. S.	2,000	4 12-in., 8 8-in., 12 6-in.
South Carolina.....	16,500	450	0	80	2	24	6	18.50	T. S.	2,200	8 12-in., 22 3-in.
Utah.....	21,825	510	0	88	2	28	6	20.75	Turb.	2,500	10 12-in., 16 5-in.
Vermont.....	16,000	450	0	76	10	24	6	18.33	T. S.	2,425	4 12 in., 8 8-in., 12 7-in.
Virginia.....	14,948	435	0	76	2	23	9	19.03	T. S.	1,940	4 12-in., 8 8-in., 12 6-in.
Wisconsin.....	11,552	368	0	72	2	23	6	17.17	T. S.	1,250	4,200	4 13-in., 14 6-in.
ARMORED CRUISERS.												
Brooklyn.....	9,215	400	6	64	8	24	0	21.91	T. S.	1,350	5,000	8 8-inch, 12 5-inch.
California.....	13,680	502	0	69	6	24	1	22.20	T. S.	2,075	4 8-inch, 14 6-inch.
Colorado.....	13,680	502	0	69	6	24	1	22.24	T. S.	1,825	5,000	4 8-inch, 14 6-inch.
Maryland.....	13,680	502	0	69	6	24	1	22.41	T. S.	1,950	5,000	4 8-inch, 14 6-inch.
Montana.....	14,500	502	0	72	10	25	0	22.26	T. S.	1,350	4 10-inch, 16 6-inch.
North Carolina.....	14,500	502	0	72	10	25	0	22.00	T. S.	1,350	4 10-inch, 16 6-inch.
Pennsylvania.....	13,680	502	0	69	6	24	1	22.44	T. S.	1,825	5,000	4 8-inch, 14 6-inch.
Saratoga.....	8,150	380	6	64	10	23	3	21.00	T. S.	1,325	4,800	4 8-inch, 10 5-inch.
South Dakota.....	13,680	502	0	69	6	24	1	22.24	T. S.	2,075	5,000	4 8-inch, 14 6-inch.
Tennessee.....	14,500	502	0	72	10	25	0	22.16	T. S.	1,375	4 10-inch, 16 6-inch.
Washington.....	14,500	502	0	72	10	25	0	22.27	T. S.	1,350	4 10-inch, 16 6-inch.
West Virginia.....	13,680	502	0	69	6	24	1	22.15	T. S.	1,950	5,000	4 8-inch, 14 6-inch.
PROTECTED CRUISERS.												
Albany.....	3,450	346	0	43	9	16	10	20.50	T. S.	750	4,372	10 5-inch.
Atlanta.....	3,000	277	5	42	2	16	10	15.60	S.	575	3,594	2 8-inch, 6 6-inch.
Baltimore.....	4,413	327	6	48	7	19	6	20.10	T. S.	1,075	5,300	12 6-inch.
Charleston.....	9,700	424	0	66	0	22	6	22.04	T. S.	1,700	14 6-inch.
Chatanooga.....	3,200	292	0	44	0	15	9	16.65	T. S.	675	6,925	10 5-inch.
Chicago.....	4,500	325	0	48	2	19	0	18.00	T. S.	850	3,806	4 8-inch, 14 5-inch.
Cincinnati.....	3,183	300	0	42	0	18	0	19.00	T. S.	575	4,560	11 5-inch.
Cleveland.....	3,200	292	0	44	0	15	9	16.45	T. S.	675	6,925	10 5-inch.
Columbia.....	7,350	411	7	58	2	22	6	22.80	Tr. S.	1,525	6,800	1 8-inch, 10 5-in.
Denver.....	3,200	292	0	44	0	15	9	16.75	T. S.	675	6,925	10 5-inch.
Des Moines.....	3,200	292	0	44	0	15	9	16.65	T. S.	700	6,925	10 5-inch.
Galveston.....	3,200	292	0	44	0	15	9	16.41	T. S.	700	6,925	10 5-inch.
Minwaukee.....	9,700	424	0	66	0	22	6	22.22	T. S.	1,650	14 6-inch.
Minneapolis.....	7,350	411	7	58	2	22	6	23.07	Tr. S.	1,400	6,300	1 8-inch, 2 6-in., 8 4-in.
Newark.....	4,083	311	5	49	2	18	9	19.00	T. S.	800	4,440	12 6-inch.
New Orleans.....	3,450	346	0	43	9	16	10	20.00	T. S.	750	4,682	10 5-inch.
Olympia.....	5,865	340	0	53	0	21	6	21.69	T. S.	1,075	4,200	4 8-inch, 10 5-in.
Raleigh.....	3,183	300	0	42	0	18	0	19.00	T. S.	575	4,560	11 5-inch.
San Francisco.....	4,083	310	0	49	2	18	9	19.52	T. S.	625	4,000	12 6-inch.
St. Louis.....	9,700	424	0	66	0	22	6	22.13	T. S.	1,650	14 6-inch.
Tacoma.....	3,200	292	0	44	0	15	9	16.58	T. S.	675	5,000	10 5-inch.
Topeka.....	2,255	251	0	35	6	17	8	16.00	T. S.	394	3,900
UNPROTECTED SCOUT CRUISERS.												
Birmingham.....	3,750	420	0	47	1	16	9	24.33	T. S.	1,250	2 5-inch, 6 3-inch.
Chester.....	3,750	420	0	47	1	16	9	25.52	Turb.	1,250	2 5-inch, 6 3-inch.
Salem.....	3,750	420	0	47	1	16	9	25.95	Turb.	1,250	2 5-inch, 6 3-inch.
UNPROTECTED CRUISERS.												
Marblehead.....	2,072	257	0	37	0	14	6	18.44	T. S.	346	3,126	10 5-inch.
Montgomery.....	2,072	257	0	37	0	14	6	19.06	T. S.	280	3,126
TORPEDO-BOAT DESTROYERS.												
Bainbridge.....	420	245	0	23	1	6	6	23.45	T. S.	163	Tor. tubes. Guns. 2 18-in., 2 3-in., 5 6-pdr.
Barry.....	420	245	0	23	1	6	6	23.13	T. S.	163	2 18-in., 2 3-in., 5 6-pdr.

LIST OF SHIPS OF THE UNITED STATES NAVY.—CONTINUED.

TORPEDO-BOAT DESTROYERS,	Displacement.		Length.		Beam.		Maximum draft.		Speed (trial).		Propulsion.	Maximum supply.		Battery, guns.
	Tons.	Ft. In.	Ft. In.	Ft. In.	Ft. In.	Ft. In.	Knots.	Knots.	Tons.	Knots.				
Ammen.....	742	289	0	26	2	8	4	29.50	T. S. S.	210	5	3-in.	
Burrows.....	742	289	0	26	2	8	4	29.50	T. S. S.	210	5	3-in.	
Chancey.....	420	245	0	23	1	6	6	28.64	T. S. S.	163	3,024	2	18-in., 2 3-in., 5 6-pdr.	
Dale.....	420	245	0	23	1	6	6	29.00	T. S. S.	174	1,044	2	18-in., 2 3-in., 5 6-pdr.	
Decatur.....	420	245	0	23	1	6	6	28.10	T. S. S.	174	1,044	2	18-in., 2 3-in., 5 6-pdr.	
Drayton.....	742	289	0	26	2	8	4	29.50	T. S. S.	210	5	3-in.	
Flusser.....	700	289	0	26	0	8	0	30.41	T. S. S.	295	3	18-in., 5 3-in.	
Hopkins.....	408	238	9	23	1	6	0	29.02	T. S. S.	143	2	18-in., 2 3-in., 5 6-pdr.	
Hull.....	408	238	9	23	1	6	0	28.04	T. S. S.	143	2	18-in., 2 3-in., 5 6-pdr.	
Lamson.....	700	289	0	26	0	6	2	28.90	T. S. S.	285	3	18-in., 5 3-in.	
Lawrence.....	400	240	7	22	3	6	2	28.41	T. S. S.	108	2	18-in., 2 3-in., 5 6-pdr.	
Macdonough.....	400	240	7	22	3	6	2	28.03	T. S. S.	108	1,920	2	18-in., 7 6-pdr.	
Faulding.....	742	280	0	26	1	8	4	29.50	T. S. S.	288	3	18-in., 5 3-in.	
Paul Jones.....	420	245	0	23	1	6	6	28.91	T. S. S.	163	1,500	2	18-in., 2 3-in., 5 6-pdr.	
Perkins.....	742	289	0	26	2	8	9	29.50	T. S. S.	210	5	3-in.	
Perry.....	420	245	0	23	1	6	6	28.32	T. S. S.	168	1,500	2	18-in., 2 3-in., 5 6-pdr.	
Preble.....	420	245	0	23	1	6	6	28.03	T. S. S.	172	1,500	2	18-in., 2 3-in., 5 6-pdr.	
Preston.....	700	289	0	26	0	8	0	28.00	T. S. S.	298	3	18 in., 5 3-in.	
Reid.....	700	289	0	26	0	8	0	31.82	T. S. S.	298	3	18 in., 5 3-in.	
Roe.....	742	289	0	26	1	8	0	29.50	T. S. S.	298	3	18 in., 5 3-in.	
Smith.....	700	289	0	26	0	8	0	28.35	T. S. S.	298	3	18 in., 5 3-in.	
Sterrett.....	742	289	0	26	2	8	9	29.50	T. S. S.	210	5	3-in.	
Stewart.....	445	245	0	23	1	6	6	28.91	T. S. S.	172	2	18-in., 2 3-in., 5 6-pdr.	
Trippe.....	742	289	0	26	2	8	9	29.50	T. S. S.	210	5	3-in.	
Truxtun.....	742	289	0	26	2	8	9	29.50	T. S. S.	210	5	3-in.	
Walke.....	433	248	0	22	3	6	0	28.58	T. S. S.	166	2	18 in., 2 3-in., 6 6-pdr.	
Walke.....	742	289	0	26	2	8	9	29.50	T. S. S.	210	5	3-in.	
Warrington.....	742	289	0	26	2	8	9	29.50	T. S. S.	210	5	3-in.	
Whipple.....	433	248	0	22	3	6	0	28.24	T. S. S.	166	2	18-in., 2 3 in., 6 6-pdr.	
Worden.....	433	248	0	22	3	6	0	28.86	T. S. S.	166	2	18-in., 2 3-in., 6 6-pdr.	

COAST-DEFENSE VESSELS.

SECOND-CLASS BATTLE SHIP.													
Texas.....	6,315	301	4	64	1	22	6	17.80	T. S.	850	2,900	2	12-inch, 6 6-inch.
MONITORS.													
Amphitrite.....	3,990	259	3	55	4	14	6	10.50	T. S.	271	1,370	4	10-inch, 2 4-inch.
Cheyenne.....	3,225	252	0	50	0	12	6	11.80	T. S.	129	1,680	2	12-inch, 4 4-inch.
Miantonomoh.....	3,990	290	3	55	4	14	6	10.50	T. S.	250	1,378	4	10-inch.
Monsadnock.....	3,990	258	6	53	0	14	6	12.00	T. S.	386	2,179	2	12-inch, 2 4-inch.
Monterey.....	4,084	296	0	59	0	14	10	13.60	T. S.	236	1,430	2	12-inch, 2 10-inch.
Ozark.....	3,225	252	0	50	0	12	6	12.03	T. S.	344	1,680	2	12-inch, 4 4-inch.
Puritan.....	6,080	300	3	60	1	18	0	12.40	T. S.	306	1,140	4	12-inch, 6 4-inch.
Tallahassee.....	3,225	252	0	50	0	12	6	12.40	T. S.	355	1,680	2	12-inch, 4 4-inch.
Terror.....	3,990	258	8	55	6	14	6	10.50	T. S.	276	1,800	4	10-inch, 4 4-inch.
Tonopah.....	3,225	252	0	50	0	12	6	13.04	T. S.	388	1,680	2	12-inch, 4 4-inch.
TORPEDO BOATS.													
Bagley.....	175	157	0	17	7	4	11	29.15	T. S.	43	3,000	3	18-inch Whitehead.
Baily.....	285	205	0	19	9	6	10	30.20	T. S.	49	3	18-inch Whitehead.
Barney.....	175	157	0	17	7	4	11	29.04	T. S.	43	3,000	3	18-inch Whitehead.
Biddle.....	175	157	0	17	7	4	11	28.57	T. S.	43	3	18-inch Whitehead.
Blakely.....	196	175	1	17	9	5	11	25.58	T. S.	72	3	18-inch Whitehead.
Cravet.....	146	147	0	16	4	4	7	30.00	T. S.	32	2	18-inch Whitehead.
Cushing.....	105	138	9	14	3	4	10	22.50	T. S.	36	1,092	3	18-inch Whitehead.
Davis.....	154	146	0	15	4	5	10	23.41	T. S.	40	3	18-inch Whitehead.
Dahlgren.....	146	147	0	16	4	4	7	30.00	T. S.	32	2	18-inch Whitehead.
DeLong.....	196	175	1	17	9	5	11	25.52	T. S.	72	3	18-inch Whitehead.
DuPont.....	165	175	0	17	8	4	8	28.58	T. S.	76	3	18-inch Whitehead.
Ericsson.....	120	149	7	15	6	4	9	24.00	T. S.	36	984	3	18-inch Whitehead.
Farragut.....	279	215	6	20	8	6	0	30.13	T. S.	95	3	18-inch Whitehead.
Footner.....	142	160	0	16	1	5	0	24.53	T. S.	44	1,265	3	18-inch Whitehead.
Fox.....	154	146	0	15	4	5	10	23.13	T. S.	40	3	18-inch Whitehead.
Goldborough.....	255	198	0	20	7	6	10	27.40	T. S.	89	2	18-inch Whitehead.
Gwin.....	46	99	6	12	6	3	3	20.88	S.	9	2	18-inch Whitehead.
Mackenzie.....	65	99	3	12	9	4	3	20.11	S.	15	2	18-inch Whitehead.
Maulcy.....	30	60	8	9	5	2	11	17.00	S.
McKee.....	65	99	3	12	9	4	3	19.82	S.
Morris.....	105	138	3	15	6	4	1	24.00	T. S.	26	3	18-inch Whitehead.
Porter.....	165	175	0	17	8	4	8	28.63	T. S.	76	3	18-inch Whitehead.
Rodgers.....	142	160	0	16	1	5	0	24.49	T. S.	44	1,200	3	18-inch Whitehead.
Rowan.....	210	170	0	17	6	5	2	27.07	T. S.	65	3	18-inch Whitehead.
Shubrick.....	203	175	0	17	6	5	2	26.07	T. S.	82	1,755	3	18-inch Whitehead.
Somers.....	150	149	4	17	6	5	10	17.50	T. S.	37	2	18-inch Whitehead.
Stockton.....	200	175	0	17	6	5	2	25.79	T. S.	79	1,755	3	18-inch Whitehead.
Stringham.....	340	252	0	22	0	6	6	25.33	T. S.	95	2	18-inch Whitehead.
Talbot.....	46	99	6	12	6	3	3	21.15	S.	8	2	18-inch Whitehead.
Thornton.....	200	175	0	17	6	5	2	24.88	T. S.	85	1,755	3	18-inch Whitehead.
Tingey.....	165	175	0	17	6	4	8	21.84	T. S.	73	3	18-inch Whitehead.
Wilkes.....	165	175	0	17	7	4	8	25.90	T. S.	66	2,400	3	18-inch Whitehead.

*Also 60,816 gallons of oil fuel.

LIST OF SHIPS OF THE UNITED STATES NAVY.—CONTINUED.

GUNBOATS.	Displacement.		Length.		Beam.		Maximum draft.		Speed (trial).	Propulsion.	Maximum coal supply.	Steaming radius at 10 knots.	Battery, guns.
	Tons	Ft. In.	Ft. In.	Ft. In.	Ft. In.	Ft. In.	Knots						
Alert.....	1,110	177 4	32 0	13 0	10.00	S.	197	3,742	6 4-inch.				
Alvarado.....	100	110 0	15 6	6 4	12.20	S.	16	4 under 4-inch.				
Annapolis.....	1,010	168 0	36 0	12 0	13.17	S.	250	5,245	6 under 4-inch.				
Callao.....	243	115 3	17 10	6 6	10.00	T.S.	33	7 under 4-inch.				
Castine.....	1,177	204 0	32 1	12 0	16.03	S.	210	3,480	8 4-inch.				
Don Juan de Austria.....	1,130	210 0	32 0	12 6	12.29	T.S.	204	2,250	8 under 4-inch.				
Dubuque.....	1,085	174 9	32 0	12 0	12.00	T.S.	214	8 4-inch.				
Elicano.....	620	157 11	26 0	10 0	11.00	T.S.	94	7 under 4-inch.				
Helen.....	1,392	250 9	39 8	9 0	15.50	S.	300	2,370	8 4-inch.				
Isla de Cuba.....	1,030	192 10	30 1	11 6	13.08	T.S.	159	2,000	8 under 4-inch.				
Isla de Luzon.....	1,030	192 10	31 0	11 6	11.23	T.S.	159	2,000	4 4-in., 8 under 4-in.				
Machias.....	1,177	204 0	32 1	12 0	15.46	T.S.	261	3,480	8 4-in., 8 under 4-in.				
Marietta.....	980	174 0	34 0	12 0	13.02	T.S.	229	3,329	6 4-inch.				
Nashville.....	1,371	220 9	38 1	11 0	16.30	T.S.	363	3,315	8 4-inch.				
Newport.....	1,010	168 0	36 0	12 2	12.29	S.	234	4,904	6 4-inch.				
Paducah.....	1,085	174 0	35 0	12 3	12.85	T.S.	246	6 4-inch.				
Pampanga.....	243	115 3	17 10	6 6	10.00	T.S.	33	8 under 4-inch.				
Panay.....	170	94 10	17 3	7 1	8.00	T.S.	20	5 under 4-inch.				
Paragua.....	243	115 3	17 10	6 6	10.00	T.S.	33	8 under 4-inch.				
Peoria.....	487	131 0	25 0	10 6	9.00	S.	68	7 under 4-inch.				
Petrel.....	890	181 4	31 0	11 6	11.40	S.	193	3,254	4 6-inch.				
Princeton.....	1,010	168 0	36 0	12 0	10.64	S.	226	4,904	6 4-inch.				
Quiros.....	350	137 9	22 9	7 9	11.00	S.	78	8 under 4-inch.				
Ranger.....	1,261	177 4	32 0	13 0	10.00	S.	178	6 under 4-inch.				
Samar.....	243	115 3	17 10	6 6	10.00	T.S.	33	1,000	8 under 4-inch.				
Sandoval.....	100	110 0	15 6	5 4	19.00	S.	16	4 under 4-inch.				
Vicksburg.....	1,010	168 0	36 0	12 1	12.71	S.	243	4,904	6 4-inch.				
Villalobos.....	370	148 0	23 0	7 6	11.00	S.	65	8 under 4-inch.				
Wheeling.....	460	174 0	32 0	12 0	12.88	T.S.	230	3,574	6 4-inch.				
Wilmington.....	1,392	250 9	39 8	9 0	15.08	T.S.	300	2,370	8 4-inch.				
Wolverine.....	685	164 11	27 0	9 0	10.50	S.	115	2,240				
Yorktown.....	1,710	230 0	36 0	14 0	17.20	S.	341	3,443	6 6-inch.				
WOODEN CRUISERS.													
Adams.....	1,400	187 3	35 0	14 10	9.80	S.	141	2,200	6 4-inch.				
Essex.....	1,375	185 0	35 0	13 3	10.40	S.	155	6 4-inch.				
Hartford.....	2,790	226 0	44 0	18 2	12.00	S.	262	9 5-inch.				
Mohican.....	1,900	216 0	37 0	16 6	10.65	S.	168	6 4-inch.				
ARMED TRANSPORTS.													
Buffalo.....	6,000	391 6	48 3	19 5	14.50	S.	1,375	7,800	2 5-in., 4 4-inch.				
Dixie.....	6,114	391 6	48 3	19 11	14.50	S.	1,075	7,000	10 3-inch.				
Panther.....	3,580	312 1	40 8	15 9	13.50	S.	675	4,800	2 6-pdr.				
Prairie.....	6,620	391 6	48 3	20 9	14.50	S.	1,300	8,200	10 3-inch.				
Yankee.....	6,225	391 10	48 4	20 1	14.50	S.	1,175	5,200	10 3-inch.				
TRANSPORT.													
General Alava.....	1,115	212 6	29 9	11 0	10.50	S.	240	2,200				
SUPPLY SHIPS.													
Arethusa.....	6,150	332 0	42 2	20 11	S.	6,400	1 6-pounder.				
Celtic.....	8,000	371 4	44 7	24 9	10.50	S.	739	6,503	2 6-pounder.				
Culgoa.....	6,000	334 4	43 0	21 9	13.50	S.	957	8,880	4 1-pounder.				
Glacier.....	8,325	353 0	46 1	25 4	12.50	S.	917	5,760				
Iris.....	6,100	310 6	39 0	24 0	10.00	S.	300	3,100				
Rainbow.....	4,360	326 0	41 0	17 2	12.00	S.	1,139	4,872	6 6-pounder, 6 1-pdr.				
Supply.....	4,300	342 7	43 0	19 5	9.65	S.	1,029	8,160	6 6-pounder, 4 1-pdr.				
HOSPITAL SHIPS.													
Relief.....	3,300	399 2	46 0	15 20	S.	607				
Solace.....	5,700	361 2	44 0	22 0	15.00	S.	1,000	7,000	3 6-pounder				
CONVERTED YACHTS.													
Aileen.....	192	120 0	20 0	8 0	14.00	S.	45				
Dorothea.....	594	182 4	23 5	11 5	15.00	S.	78	8 under 4-inch.				
Eagle.....	434	155 6	24 0	11 6	15.50	S.	65	4 under 4-inch.				
Elfrida.....	164	101 6	13 0	7 9	10.50	S.	120				
Gloucester.....	789	204 0	27 0	12 0	17.00	S.	130	10 under 4-inch.				
Hawk.....	375	145 0	22 0	11 6	14.50	S.	70				
Huntress.....	82	97 0	16 0	7 3	14.00	S.	17				
Mayflower.....	2,680	273 0	36 0	17 4	16.80	T.S.	525	14 under 4-inch.				
Oneida.....	150	110 11	18 6	7 6	12.00	S.	20	3 under 4-inch.				
Restless.....	158	113 0	16 0	6 6	12.00	S.	12	3 under 4-inch.				
Scorpion.....	775	212 9	28 1	11 0	17.85	T.S.	133	10 under 4-inch.				
Stranger.....	546	173 0	23 9	10 6	14.00	S.	60				
Sylph.....	152	123 8	20 0	7 6	15.00	S.	47	1 under 4-inch.				
Sylvia.....	302	130 0	18 0	10 0	9.00	S.	60				
Vixen.....	806	182 3	28 0	12 8	16.00	S.	190	8 under 4-inch.				
Wasp.....	630	180 0	23 0	12 0	16.50	S.	79	6 under 4-inch.				
Yankee.....	975	185 0	27 6	13 10	14.00	S.	170	4 under 4-inch.				
SPECIAL CLASS.													
Dolphin.....	1,486	240 0	32 0	14 3	15.50	S.	265	3,180	2 4-inch.				
Manila.....	1,750	249 3	31 2	13 0	10.80	S.	186	536	2 4.7-inch.				
Vesuvius.....	930	252 4	25 6	10 7	21.42	T.S.	132	1,500	For torpedo training				

LIST OF SHIPS OF THE UNITED STATES NAVY.—CONTINUED.

COLLIERS.	Displacement.		Length over all.		Beam.	Extreme draft.		Speed, loaded.	Speed, light.	Bunker capacity		Cargo capacity		Battery, guns.		
	Tons		Ft. In.			Ft. In.				Knots		Tons			Tons	
Abarenda.....	6,705	325	6	42	0	23	6	9.00	9.50	818	3,400	43-pounder,	4 coils			
Ajax.....	9,250	387	6	46	6	25	3	10.00	11.00	600	5,000	16-pounder.				
Alexander.....	6,181	343	3	43	0	23	0	8.75	10.00	800	4,200	16-pounder.				
Brutus.....	6,800	332	6	41	6	23	0	10.00	11.00	647	4,000	16-pounder.				
Besar.....	9,920	332	1	44	0	21	6	10.00	11.00	751	3,156	16-pounder				
Cyclops.....	19,300	542	0	65	0	27	8	14.00	2,043	10,457				
Hannibal.....	4,000	275	0	39	3	19	0	10.00	10.00	480	2,300	16-pounder.				
Hector.....	11,230	403	0	53	0	24	8	12.00	818	7,200				
Justin.....	3,300	287	6	39	0	21	6	8.30	10.90	167	2,900	16-pounder.				
Lebanon.....	2,285	258	0	37	6	19	0	10.00	12.50	188	1,800				
Leonidas.....	1,242	273	11	39	3	19	7	8.50	9.50	200	2,200	16-pounder.				
Mars.....	11,200	403	0	53	0	24	6	12.00	877	8,017				
Nanshan.....	4,950	300	0	39	0	21	3	10.50	11.00	400	2,900	16-pounder.				
Neptune.....	19,300	542	0	65	0	27	8	14.00	2,043	10,457				
Norpey.....	6,300	330	0	41	0	22	11	9.00	300	3,500	16-pounder.				
Nero.....	3,085	245	0	33	6	16	10	10.50	13.00	200	1,400				
Prometheus.....	12,585	465	9	60	1	26	0	16.00	1,576	6,410	43-inch.				
Saturn.....	6,220	297	1	40	0	22	8	11.00	335	2,400	16-pounder.				
Sterling.....	5,463	284	0	37	0	22	8	11.00	11.00	469	2,672	16-pounder.				
Vestal.....	12,585	465	9	60	1	26	0	16.00	1,576	6,410	43-inch.				
Vulcan.....	11,200	403	0	53	0	24	6	12.00	877	8,017				

SAILING SHIPS.

NAME.	Displacement.		Length.		Beam.		Draft.	Speed.	Propulsion.	Description.	Battery, guns
	Tons		Ft. In.		Ft. In.						
Boxer.....	346	108	0	29	9	9	2	SI.	Brig.	
Constellation.....	1,970	176	0	42	0	20	0	SI.	Ship.	14 under 4-inch.
Cumberland.....	1,800	176	5	45	8	16	5	SI.	Bark.	6 4-in., 8 under 4-in
Intrepid.....	1,800	176	5	45	8	16	5	SI.	Bark.	6 4-in., 8 under 4-in
Severn.....	1,175	175	0	37	0	16	6	SI.	Ship.	6 4-in., 8 under 4-in

UNDER CONSTRUCTION AND AUTHORIZED.

Arkansas.....	26,000	554	0	98	3	28	6	20.50	Turb	1st-class battleship	12 12-inch.
New York.....	27,000	565	0	95	3	28	6	21.00	Turb	1st-class battleship	10 14-inch, 21 5-inch.
Texas.....	27,000	565	0	95	3	28	6	21.00	Turb	1st-class battleship	10 14-inch, 21 5-inch.
Wyoming.....	26,000	554	0	98	3	28	6	20.50	Turb	1st-class battleship	12 12-inch.
Nos. 36 and 37.....	1st-class battleship

In addition to the above there are 5 fleet colliers, 3 gunboats, 15 torpedo-boat destroyers, 20 submarine torpedo boats, 1 submarine tender and 2 tugs under construction.

TUGS.

There are attached to the different navy yards and stations 44 tugs, ranging from 100 to 854 tons displacement and from 70 to 2,000 horse power.

STATION AND RECEIVING SHIPS.

The Franklin, Hancock, Independence, Lancaster, Pensacola, Philadelphia, Reina Mercedes, Rich-

mond, Southey and Wabash are attached to the different navy yards and stations.

UNSERVICEABLE.

The Alliance, Constitution, Gopher, Granite State, Jamestown, Nipsic, Omaha, Portsmouth and Yantic are no longer fit for sea service. Some are loaned to the naval militia of different states as practice ships.

NAVY AND MARINE CORPS PAY TABLE.

	Pay per annum.*		Pay per annum.*
Navy (line).....	\$13,500	Marine corps.....
Admiral of the navy.....	8,000	Captains (staff).....	2,600
Rear-admirals—First nine.....	6,000	First Lieutenants.....	2,000
Second nine.....	6,000	Second Lieutenants.....	1,700
Chiefs of bureaus.....	4,000	*On sea duty, or on shore duty beyond sea, 10 per cent increase.	
Captains.....	4,000	Chaplains of or above the rank of lieutenant-commander get the pay and allowance of a lieutenant-commander, those who have rank of lieutenant, appointed prior to July 1, 1906, \$2,800; others according to rank in above table; naval constructors, \$3,200 to \$4,200; assistant naval constructors, \$2,000, or pay of rank according to above table; warrant officers, \$1.125 to \$2.250.	
Judge-advocate general.....	3,500	Petty officers and chief petty officers get a salary ranging from \$33 to \$77 per month.	
Commanders.....	3,000	First-class seamen get \$26 a month; seamen gunners, \$23; firemen, first-class, \$33; ordinary seamen, \$21; apprentice, second-class, \$33; shipwrights, \$27; firemen seamen, \$18; coal passers, \$24.	
Lieutenant-commanders.....	2,400	The term of enlistment in the United States navy is four years.	
Lieutenants.....	2,000		
Lieutenants (junior grade).....	1,700		
Ensigns.....	1,700		
Chief boatswains, gunners, carpenters, sail-makers.....	1,700		
Midshipmen at sea.....	1,400		
Midshipmen at academy.....	600		
Marine corps.....		
Major-general.....	8,000		
Colonels.....	4,000		
Lieutenant-colonels.....	3,500		
Majors.....	3,000		
Captains (line).....	2,400		

ELECTION CALENDAR.

PRESIDENTIAL.

Every fourth year. Next election Nov. 5, 1912. [See the Presidential Election of 1912.]

STATE.

(Governatorial if not otherwise specified.)

Alabama—Every fourth year. Next election Nov. 3, 1914.

Arizona—Biennially; first Tuesday after first Monday in November; next election Nov. 5, 1912.

Arkansas—Biennially; second Tuesday in September. Next election Sept. 10, 1912.

California—Every fourth year. Next election Nov. 3, 1914.

Colorado—Biennially. Next election Nov. 5, 1912.

Connecticut—State officers, except attorney-general, biennially; attorney-general quadrennially. Next election Nov. 5, 1912.

Delaware—Every fourth year. Next election Nov. 5, 1912.

Florida—Every fourth year. Next election Nov. 5, 1912.

Georgia—Biennially, first Monday in October. Next election Oct. 7, 1912.

Idaho—Biennially. Next election Nov. 5, 1912.

Illinois—Governor, lieutenant-governor, secretary of state, auditor and attorney-general every fourth year. Next election Nov. 5, 1912. State treasurer biennially. Next election Nov. 5, 1912.

Indiana—Governor, every fourth year. Next election Nov. 5, 1912. Other state officers biennially. Next election Nov. 5, 1912.

Iowa—Governor, lieutenant-governor, superintendent of instruction, one justice of the Supreme court and one railroad commissioner biennially. Next election Nov. 5, 1912.

Kansas—Biennially. Next election Nov. 5, 1912.

Kentucky—Every fourth year. Next election Nov. 2, 1915.

Louisiana—Every fourth year; third Tuesday in April. Next election April 16, 1912.

Maine—Biennially; second Monday in September. Next election Sept. 3, 1912.

Maryland—Every fourth year. Next election Nov. 2, 1915.

Massachusetts—Annually. Next election Nov. 5, 1912.

Michigan—Biennially. Next election Nov. 5, 1912.

Minnesota—Biennially. Next election Nov. 5, 1912.

Mississippi—Every fourth year. Next election Nov. 2, 1915.

Missouri—Principal state officers every fourth year. Next election of governor, lieutenant-governor, secretary of state, auditor, treasurer and attorney-general Nov. 5, 1912.

Montana—Every fourth year. Next election Nov. 5, 1912.

Nebraska—Biennially. Next election Nov. 5, 1912.

Nevada—Every fourth year. Next election Nov. 3, 1914.

New Hampshire—Biennially. Next election Nov. 5, 1912.

New Jersey—Governor every third year, other officers appointed. Next election Nov. 4, 1913.

New Mexico—Biennially; on Tuesday after the first Monday in November; next election Nov. 5, 1912.

New York—Biennially. Next election Nov. 5, 1912.

North Carolina—Every fourth year. Next election Nov. 5, 1912.

North Dakota—Biennially. Next election Nov. 5, 1912.

Ohio—Governor, lieutenant-governor, state treasurer and attorney-general biennially. Next election Nov. 4, 1913. Secretary of state and dairy and food commissioner biennially. Next election Nov. 5, 1912. Auditor every fourth year. Next election Nov. 2, 1915.

Oklahoma—Every three years. Next election Nov. 4, 1913.

Oregon—Every fourth year; first Monday in June. Next election June 1, 1914.

Pennsylvania—Governor, lieutenant-governor and secretary of internal affairs every fourth year. Next election Nov. 3, 1914. State treasurer biennially. Next election Nov. 4, 1913. Other officials appointed.

Rhode Island—Annually. Next election Nov. 5, 1912.

South Carolina—Biennially. Next election Nov. 5, 1912.

South Dakota—Biennially. Next election Nov. 5, 1912.

Tennessee—Biennially. Next election Nov. 5, 1912.

Texas—Biennially. Next election Nov. 5, 1912.

Utah—Every fourth year. Next election Nov. 5, 1912.

Vermont—Biennially; first Tuesday in September. Next election Sept. 3, 1912.

Virginia—Every fourth year. Next election Nov. 4, 1913.

Washington—Every fourth year. Next election Nov. 5, 1912.

West Virginia—Every fourth year. Next election Nov. 5, 1912.

Wisconsin—Biennially. Next election Nov. 5, 1912.

Wyoming—Every fourth year. Next election Nov. 3, 1914.

CHICAGO, COOK COUNTY AND ILLINOIS.

FIRST TUESDAY IN APRIL.

Aldermen in Chicago (one from each ward) annually. Next election April 2, 1912.

Mayor quadrennially, treasurer and city clerk biennially. Next election of mayor April 6, 1915; of treasurer and city clerk April 6, 1915.

Town officers, officers in cities containing one or more towns and officers in villages whose boundaries coincide with the boundaries of a town, annually. Next election April 2, 1912.

THIRD TUESDAY IN APRIL.

Officers of cities organized under the general law (except such as contain within their limits one or more townships) annually. Next election April 16, 1912.

Officers of villages organized under the general law (except where territorial limits coincide with the territorial limits of a township) annually. Next election April 16, 1912.

FIRST MONDAY IN JUNE.

Judges of the Circuit court (fourteen in Cook county) every sixth year, counting from 1873. Next election in 1915.

One Judge of the Superior court of Cook county every sixth year, counting from 1897. Next election in 1915.

Judges of the Supreme court of the state, 5th district, every ninth year, counting from 1873 (next election in 1915), from the 4th district every ninth year, counting from 1876 (next election June 3, 1912); from the 1st, 2d, 3d, 6th and 7th districts every ninth year, counting from 1879 (next election in 1915).

FIRST TUESDAY AFTER FIRST MONDAY IN NOVEMBER.

Presidential electors, governor, lieutenant-governor, secretary of state, auditor, attorney-general, state senators in even-numbered districts, members of the state board of equalization, clerk of the Superior court and recorder of deeds in Cook county, clerks of the Circuit courts, state's attorneys, county surveyors and county coroners every fourth year, counting from 1872. Next election Nov. 5, 1912.

State treasurer, representatives in congress, representatives in the general assembly and three trustees of the University of Illinois every second year, counting from 1872. Next election Nov. 5, 1912.

Clerk of the state Supreme court every sixth year, counting from 1902. Next election Nov. 3, 1914.

Clerks of the Appellate courts every sixth year, counting from 1878. Next election Nov. 3, 1914.

Clerk of Criminal court every fourth year, counting from 1856. Next election Nov. 3, 1914.

Superintendent of public instruction, state senators in odd-numbered districts, clerk of the Criminal court in Cook county, county clerks, county judges, county treasurers, county superintendents of schools and sheriffs every fourth year, counting from 1874. Next election Nov. 3, 1914.

President and fifteen members of the Cook county board biennially. Next election Nov. 5, 1912.

Five members of the board of assessors in Cook county every second year as terms (six years) expire. Two will be elected Nov. 5, 1912.

Three members of the board of review in Cook county every second year as terms (six years) expire. Next election Nov. 5, 1912.
 Seventeen judges of the Superior court of Cook county as terms (six years) expire. One will be elected Nov. 4, 1913, and six in 1916.
 Nine sanitary district trustees in Cook county as

terms expire. Three are elected every other year. Next election Nov. 5, 1912. Next president to be elected in 1916.
 Twenty-seven judges, one chief justice, one clerk and one bailiff of the Municipal court as terms expire. Nine judges and the chief justice, clerk and bailiff will be elected Nov. 5, 1912.

THE PRESIDENTIAL ELECTION OF 1912.

The next president and vice-president of the United States will be chosen Nov. 5, 1912. As is well known, these officials are not elected directly by the people, but by electors, who are voted for on the party tickets on the date named. The electors chosen will meet Monday, Jan. 13, 1913, in their respective states and vote by ballot for president and vice-president of the United States. The result will be transmitted to the president of the senate in Washington, Wednesday, Feb. 12, 1913, the electoral votes will be opened and counted in the presence of both houses of congress and the result announced by the president of the senate.

While the president and vice-president are thus formally elected in 1913, the actual choice is made in 1912. In the spring and summer of that year national party conventions will be held for the nomination of candidates for president and vice-president of the United States for the term beginning March 4, 1913. These conventions are not provided for by the constitution, but it has become the invariable rule that the candidates presented by them are voted for by the presidential electors. The latter are nominated at the state party conventions or primaries and are elected on the first Tuesday after the first Monday in November of every fourth year, preceding the end of the presidential term. Each state is entitled to as many electors as it has senators and representatives. No senator or representative or person holding an office of trust or honor under the United States may be an elector. The twelfth amendment to the constitution prescribes how the electors shall meet and cast their ballots and how congress shall count the votes. The article is as follows:

"The electors shall meet in their respective states and vote by ballot for president and vice-president, one of whom at least shall not be an inhabitant of the same state with themselves; they shall name in their ballots the person voted for as president, and in distinct ballots the person voted for as vice-president, and they shall make distinct lists of all persons voted for as president and of all persons voted for as vice-president, and of the number of votes for each, which list they shall sign and certify and transmit, sealed, to the seat of the government of the United States, directed to the president of the senate.

"The president of the senate shall, in the presence of the senate and house of representatives, open all the certificates and the votes shall then be counted; the person having the greatest number of votes for president shall be the president, if such number be a majority of the whole number of electors appointed; and if no person have such majority, then from the persons having the highest numbers, not exceeding three, on the list of those voted for as president, the house of representatives shall choose immediately by ballot the president. But in choosing the president the votes shall be taken by states, the representation from each state having one vote; a quorum for this purpose shall consist of a member or members from two-thirds of the states, and a majority of all the states shall be necessary to a choice. And if the house of representatives shall not choose a president, whenever the right of choice shall devolve upon them, before the 4th day of March next following, then the vice-president shall act as president, as in the case of the death or other constitutional disability of the president.

"The person having the greatest number of votes as vice-president shall be the vice-president, if such number be a majority of the whole number of electors appointed, and if no person have a majority, then from the two highest numbers on the list the senate shall choose the vice-president; a quorum for the purpose shall consist of two-thirds of the whole number of senators, and a majority of the whole number shall be necessary to a choice. But no person constitutionally ineligible to the office of president shall be eligible to that of vice-president of the United States."

Section 5, article II., of the constitution prescribes the qualifications of the president as follows:

"No person except a natural born citizen or a citizen of the United States at the time of the adoption of the constitution shall be eligible to the office of president; neither shall any person be eligible to that office who shall not have attained to the age of 35 years and been fourteen years a resident within the United States."

The qualifications of the vice-president are the same as those of the president.

THE ELECTORAL COLLEGE.

The president and vice-president of the United States are not elected directly by the people, but by the members of an electoral college who are voted for at the regular presidential elections. Each state is entitled to as many representatives in the electoral college as there are congressional districts in the states and in addition one for each senator. Following is the electoral vote of the states, based upon the apportionment of representatives made by congress under the census of 1910:

State.	Electoral vote.	State.	Electoral vote.
Alabama	12	Georgia	14
Arizona	3	Idaho	4
Arkansas	9	Illinois	29
California	13	Indiana	15
Colorado	6	Iowa	13
Connecticut	7	Kansas	10
Delaware	3	Kentucky	13
Florida	6	Louisiana	10

State.	Electoral vote.	State.	Electoral vote.
Maine	6	Oregon	5
Maryland	10	Pennsylvania	39
Massachusetts	18	Rhode Island	5
Michigan	15	South Carolina	9
Minnesota	12	South Dakota	5
Mississippi	10	Tennessee	12
Missouri	18	Texas	20
Montana	4	Utah	4
Nebraska	8	Vermont	4
Nevada	3	Virginia	12
New Hampshire	4	Washington	7
New Jersey	14	West Virginia	8
New Mexico	3	Wisconsin	13
New York	45	Wyoming	3
North Carolina	12		
North Dakota	5	Total	531
Ohio	24	Necessary to choice	266
Oklahoma	10		

AREAS OF OCEANS AND GREAT LAKES.

Oceans—	Sq. miles.	Pacific	Sq. miles.	Great Slave	Sq. miles.	Superior	Sq. miles.
Antarctic	5,731,350	Lakes—Baikal	67,699,630	Huron	23,800	Tanganika	15,000
Arctic	4,781,000	Chad	50,000	Michigan	22,450	Victoria Nyanza	26,500
Atlantic	34,801,400	Erle	9,960	Nyassa	12,000	Winnepe	9,000
Indian	17,084,000	Great Bear	10,000	Ontario	7,240		

NATIONAL PARTY PLATFORMS OF 1908.

[For full text see The Daily News Almanac and Year-Book for 1909, page 195.]

PEOPLE'S.

Adopted at St. Louis, April 3.

The people's party advocates the issuance of money direct by the government to the people without the intervention of the national banks, to be distributed through federal and internal improvement; the public ownership of railroads and other public utilities; homesteading of land; the parcels post; governmental regulation of corporations by a general law regulating corporations doing an interstate business; initiative and referendum; direct vote for all public officers, with the power of recall; federal statute recognizing the principle of the initiative and referendum; giving the people power of instructing their national representatives in congress; abolition of child labor; the eight-hour day; an employers' liability law; condemnation of federal injunctions and gambling in futures.

UNITED CHRISTIAN.

Reaffirmed at Rock Island, Ill., May 1.

The platform of the united Christian party is based on the ten commandments and the golden rule and favors direct primary elections, the initiative, referendum, recall, uniform marriage and divorce laws, equal rights for men and women, government ownership of coal mines, oil wells and public utilities; the regulation of trusts and the election of the president and vice-president and senators of the United States by the direct vote of the people.

SOCIALIST.

Adopted at Chicago, May 17.

"We advocate and pledge ourselves and our elected officers to the following program:

"1. The immediate government relief for the unemployed workers by building schools, by reforesting of cutover and waste lands, by reclamation of arid tracts, and the building of canals, and by extending all other useful public works. All persons employed on such works shall be employed directly by the government under an eight-hour workday and at the prevailing union wages. The government shall also loan money to states and municipalities, without interest, for the purpose of carrying on public works. It shall contribute to the funds of labor organizations for the purpose of assisting their unemployed members, and shall take such other measures within its power as will lessen the widespread misery of the workers caused by the misrule of the capitalist class.

"2. The collective ownership of railroads, telegraphs, telephones, steamship lines and all other means of social transportation and communication, and all land.

"3. The collective ownership of all industries which are organized on a national scale and in which competition has virtually ceased to exist.

"4. The extension of the public domain to include mines, quarries, oil wells, forests and water power.

"5. The occupancy and use of land to be the sole title to possession. The scientific reforestation of timber lands and the reclamation of swamp lands. The land so reforested or reclaimed to be permanently retained as a part of the public domain.

"6. The absolute freedom of press, speech and assemblage.

"7. The improvement of the industrial condition of the workers—

(a). By shortening the workday in keeping with the increased productiveness of machinery.

(b) By securing to every worker a rest period of not less than a day and a half in each week.

(c) By securing a more effective inspection of workshops and factories.

(d) By forbidding the employment of children under 16 years of age.

(e) By forbidding the interstate transportation of the products of child labor, of convict labor and of all uninspected factories.

(f) By abolishing official charity and substituting in its place compulsory insurance against unemployment, illness, accidents, invalidism, old age and death.

"8. The extension of inheritance taxes, graduated in proportion to the amount of the bequests and to the nearness of kin.

"9. A graduated income tax.

"10. Unrestricted and equal suffrage for men and women, and we pledge ourselves to engage in an active campaign in that direction.

"11. The initiative and referendum, proportional representation and the right of recall.

"12. The abolition of the senate.

"13. The abolition of the power usurped by the Supreme court of the United States to pass upon the constitutionality of legislation enacted by congress. National laws to be repealed or abrogated only by act of congress or by a referendum of the whole people.

"14. That the constitution be made amendable by a majority vote.

"15. The enactment of further measures for general education and for the conservation of health. The bureau of education to be made a department. The creation of a department of public health.

"16. The separation of the present bureau of labor from the department of commerce and labor, and the establishment of a department of labor.

"17. That all judges be elected by the people for short terms, and that the power to issue injunctions shall be curbed by immediate legislation.

"18. The free administration of justice."

SOCIALIST LABOR.

Adopted at New York city, July 5.

The socialist labor party at its national convention in New York city, July 2-5, 1908, reaffirmed the platform adopted in 1904. This, in substance, advocates the ending of the present struggle between the capitalist and laboring classes by placing the land and the means of production, transportation and distribution into the hands of the people as a collective body and substituting the co-operative commonwealth for the present state of planless production, industrial war and social disorder—a commonwealth in which every worker shall have the free exercise and full benefit of his faculties, multiplied by all the modern factors of civilization.

DEMOCRATIC.

Adopted at Denver, July 10.

The platform denounces the waste of the people's money through extravagant appropriations by congress and the increase in the number of officeholders. It charges that the house of representatives has ceased to be a deliberative and legislative body, responsive to the will of the majority of its members, and has come under the absolute domination of the speaker. It pledges the democratic party to the enactment of a law preventing corporations from making campaign contributions and any individual from contributing an amount above a reasonable maximum and providing for the publication of contributions. It opposes the extension of the powers of the general government by judicial construction and insists that federal remedies for the regulation of interstate commerce and for the prevention of private monopoly shall be added to, not substituted for, state remedies.

"We favor immediate revision of the tariff by the reduction of import duties. Articles entering into competition with trust-controlled products should be placed upon the free list and material reductions should be made in the tariff upon the necessities of life, especially upon articles competing with such American manufactures as are sold abroad more cheaply than at home; and graduate reductions should be made in such other schedules as may be necessary to restore the tariff to a revenue basis. We demand the immediate repeal of the tariff on wood pulp, print paper, lumber, timber and logs and that these articles be placed upon the free list.

"A private monopoly is indefensible and intoler-

able. We, therefore, favor the vigorous enforcement of the criminal law against guilty trust magnates and officials, and demand the enactment of such additional legislation as may be necessary to make it impossible for a private monopoly to exist in the United States. Among the additional remedies we specify three: First, a law preventing a duplication of directors among competing corporations; second, a license system which will, without abridging the right of each state to create corporations, or its right to regulate as it will foreign corporations doing business within its limits, make it necessary for a manufacturing or trading corporation engaged in interstate commerce to take out a federal license before it shall be permitted to control as much as 25 per cent of the product in which it deals, the license to protect the public from watered stock and to prohibit the control by such corporations of more than 50 per cent of the total amount of any product consumed in the United States; and third, a law compelling such licensed corporation to sell to all purchasers in all parts of the country on the same terms, after making due allowance for cost of transportation.

"We assert the right of congress to exercise complete control over interstate commerce and the right of each state to exercise like control over commerce within its borders. We demand such enlargement of the powers of the interstate-commerce commission as may be necessary to compel railroads to perform their duties as common carriers and prevent discrimination and extortion. We favor the efficient supervision and rate regulation of railroads engaged in interstate commerce, and to this end we recommend the valuation of railroads by the interstate-commerce commission, such valuation to take into consideration the physical value of the property, the original cost, cost of production and all elements of value that will render the valuation fair and just. We favor such legislation as will prohibit the railroads from engaging in business which brings them into competition with their shippers, also legislation preventing the overissue of stocks and bonds by interstate railroads and legislation which will assure such reduction in transportation rates as conditions will permit, care being taken to avoid reductions that would compel a reduction of wages, prevent adequate service or do injustice to legitimate investment. We favor such legislation as will increase the power of the interstate-commerce commission, giving to it the initiative with reference to rates and transportation charges put into effect by the railroad companies and permitting the interstate-commerce commission on its own initiative to declare a rate illegal and as being more than should be charged for such service. We further declare in favor of a law providing that all agreements of traffic or other associations of railway agents affecting interstate rates, service or classification shall be unlawful unless filed with and approved by the interstate-commerce commission.

"We favor a postal savings bank, if the guaranteed bank cannot be secured, and believe that it should be so constituted as to keep the deposited money in the community where the depositors live. But we condemn the policy of the republican party in proposing postal savings banks under a plan of conduct by which they will aggregate the deposits of rural communities and reposit the same while under government charge in the banks of Wall street, thus depleting the circulating medium of the producing regions and unjustly favoring the speculative markets.

"We favor an income tax as part of our revenue system, and we urge the submission of a constitutional amendment specifically authorizing congress to levy and collect a tax upon individual and corporate incomes, to the end that wealth may bear its proportionate share of the burdens of the federal government.

"Experience has proved the necessity of a modification of the present law relating to injunctions, and we reiterate the pledges of our national platforms of 1896 and 1904 in favor of the measure which passed the United States senate in 1896, but which a republican congress has ever since refused to enact, relating to contempts in federal courts and providing for trial by jury in cases of indirect

contempt. Questions of judicial practice have arisen, especially in connection with industrial disputes. We deem that parties to all judicial proceedings should be treated with rigid impartiality and that injunctions should not be issued in any case in which injunctions would not issue if no industrial dispute were involved."

The platform further pledges the democratic party to the enactment of a general employers' liability law, to the creation of a federal department of labor, represented separately in the president's cabinet, to the upbuilding of the merchant marine without bounties and to the maintenance of an adequate navy. It favors a generous pension policy and advocates the organization of a national bureau of public health.

"We favor the election of United States senators by direct vote of the people, and regard this reform as the gateway to other national reforms.

"We earnestly favor the immediate adoption of a liberal and comprehensive plan for improving every water course in the union which is justified by the needs of commerce, and, to secure that end, we favor, when practicable, the connection of the great lakes with the navigable rivers and with the gulf, through the Mississippi river, and the navigable rivers with each other, and the rivers, bays and sounds of our coasts with each other by artificial canals, with a view to perfecting a system of inland waterways, to be navigated by vessels of standard draft.

"We repeat the demand for internal development and for the conservation of our natural resources contained in previous platforms, the enforcement of which Mr. Roosevelt has vainly sought from a reluctant party; and to that end we insist upon the preservation, protection and replacement of needed forests, the preservation of the public domain for homeseekers, the protection of the nation's natural resources in timber, coal, iron and oil against monopolistic control, the development of our waterways for navigation and every other useful purpose, including the irrigation of arid lands, the reclamation of swamp lands, the clarification of streams, the development of water power and the preservation of electric power generated by this natural force from the control of monopoly; and to such end we urge the exercise of all powers, national, state and municipal, both separately and in co-operation.

"We condemn the experiment in imperialism as an inexcusable blunder which has involved us in an enormous expense, brought us weakness instead of strength, and laid our nation open to the charge of abandoning a fundamental doctrine of self-government. We favor an immediate declaration of the nation's purpose to recognize the independence of the Philippine islands as soon as a stable government can be established, such independence to be guaranteed by us as we guarantee the independence of Cuba, until the neutralization of the islands can be secured by treaty with other powers. In recognizing the independence of the Philippines our government should retain such land as may be necessary for coaling stations and naval bases."

PROHIBITIONIST.

Adopted at Columbus, O., July 16.

The prohibition party of the United States, assembled in convention at Columbus, O., July 15-16, 1908, expressing gratitude to Almighty God for the victories of our principles in the past, for encouragement at present and for confidence in early and triumphant success in the future, makes the following declaration of principles and pledges their enactment into law when placed in power:

1. The submission by congress to the several states of an amendment to the federal constitution prohibiting the manufacture, sale, importation, exportation or transportation of alcoholic liquors for beverage purposes.

2. The immediate prohibition of the liquor traffic for beverage purposes in the district of Columbia, in the territories and all places over which the national government has jurisdiction; the repeal of the internal revenue tax on alcoholic liquors and the prohibition of interstate traffic therein.

—3. The election of United States senators by direct vote of the people.

4. Equitable graduated income and inheritance taxes.
5. The establishment of postal savings banks and the guaranty of deposits in banks.
6. The regulation of all corporations doing an interstate-commerce business.
7. The creation of permanent tariff commissions.
8. The strict enforcement of law instead of official tolerance and practical license of the social evil which prevails in many of our cities, with its unspeakable traffic in girls.
9. Uniform marriage and divorce laws.
10. An equitable and constitutional employers' liability act.
11. Court review of postoffice department decisions.
12. The prohibition of child labor in mines, workshops and factories.
13. Legislation basing suffrage only upon intelligence and ability to read and write the English language.
14. The preservation of the mineral and forest resources of the country and the improvement of the highways and waterways.

REPUBLICAN.

Adopted at Chicago, June 18.

"The republican party declares unequivocally for a revision of the tariff by a special session of congress immediately following the inauguration of the next president, and commends the steps already taken to this end in the work assigned to the appropriate committees of congress which are now investigating the operation and effect of existing schedules. In all tariff legislation the true principle of protection is best maintained by the imposition of such duties as will equal the difference between the cost of production at home and abroad, together with a reasonable profit to American industries. We favor the establishment of maximum and minimum rates to be administered by the president under limitations fixed in the law, the maximum to be available to meet discriminations by foreign countries against American goods entering their markets and the minimum to represent the normal measure of protection at home; the aim and purpose of the republican policy being not only to preserve, without excessive duties, that security against foreign competition to which American manufacturers, farmers and producers are entitled, but also to maintain the high standard of living of the wage earners of this country, who are the most direct beneficiaries of the protective system. Between the United States and the Philippines we believe in a free interchange of products with such limitations as to sugar and tobacco as will afford adequate protection to domestic interests.

"We approve the emergency measures adopted by the government during the recent financial disturbance, and especially commend the passage by congress at the last session of the law designed to protect the country from a repetition of such stringencies. The republican party is committed to the development of a permanent currency system responding to our greater needs, and the appointment of the national monetary commission by the present congress which will impartially investigate all proposed methods insures the early realization of this purpose.

"We favor the establishment of a postal savings bank system for the convenience of the people and the encouragement of thrift.

"The republican party passed the Sherman anti-trust law over democratic opposition, and enforced it after democratic dereliction. It has been a wholesome instrument for good in the hands of a wise and fearless administration. But experience has shown that its effectiveness can be strengthened and its real objects better attained by such amendments as will give to the federal government greater supervision and control over, and secure greater publicity in, the management of that class of corporations engaged in interstate commerce having power and opportunity to effect monopolies.

"We approve the enactment of the railroad rate law and the vigorous enforcement by the present administration of the statutes against rebates and discriminations, as a result of which the advan-

tages formerly possessed by the large shipper over the small shipper have substantially disappeared, and in this connection we commend the appropriation by the present congress to enable the interstate-commerce commission to thoroughly investigate and give publicity to the accounts of interstate railroads. We believe, however, that the interstate-commerce law should be further amended so as to give railroads the right to make and publish traffic agreements subject to the approval of the commission, but maintaining always the principle of competition between naturally competing lines and avoiding the common control of such lines by any means whatsoever. We favor such national legislation and supervision as will prevent the future overissue of stocks and bonds by interstate carriers.

"The republican party will uphold at all times the authority and integrity of the courts, state and federal, and will ever insist that their powers to enforce their process and to protect life, liberty and property shall be preserved inviolate. We believe, however, that the rules of procedure in the federal courts with respect to the issuance of the writ of injunction should be more accurately defined by statute and that no injunction or temporary restraining order should be issued without notice, except where irreparable injury would result from delay, in which case a speedy hearing thereafter should be granted.

"We endorse the movement inaugurated by the administration for the conservation of natural resources; we approve all measures to prevent the waste of timber; we commend the work now going on for the reclamation of arid lands, and reaffirm the republican policy of the free distribution of the available areas of the public domain to the landless settler. No obligation of the future is more insistent and none will result in greater blessings to posterity. In line with this splendid undertaking is the further duty, equally imperative, to enter upon a systematic improvement upon a large and comprehensive plan, just to all portions of the country, of the waterways, harbors and great lakes, whose natural adaptability to the increasing traffic of the land is one of the greatest gifts of a benign Providence.

"We adhere to the republican doctrine of encouragement to American shipping and urge such legislation as will revive the merchant marine prestige of the country, so essential to national defense, the enlargement of foreign trade and the industrial prosperity of our own people.

"We reaffirm our former declarations that the civil-service laws enacted, extended and enforced by the republican party shall continue to be maintained and obeyed.

"We commend the efforts designed to secure greater efficiency in national public health agencies and favor such legislation as will effect this purpose.

"In the interest of the great mineral industries of our country we earnestly favor the establishment of a bureau of mines and mining.

"We favor the immediate admission of the territories of New Mexico and Arizona as separate states in the union."

INDEPENDENCE.

Adopted at Chicago, July 23.

"As of first importance, in order to restore the power of government to the people, to make their will supreme in the primaries, in the elections and in the control of public officials after they have been elected, we declare for direct nominations, the initiative and referendum and the right of recall.

"Representative government is made a mockery by the system of modern party conventions dominated by bosses and controlled by cliques. We demand the natural remedy of direct nominations by which the people not only elect but, which is far more important, select their representatives.

"We believe in the principles of the initiative and referendum and we particularly demand that no franchise grant go into operation until the terms and conditions have been approved by popular vote in the locality interested.

"We demand for the people the right to recall public officials from the public service. The power to make officials resides in the people and in them also should reside the power to unmake and remove from office any official who demonstrates his unfitness or betrays the public trust.

"Of next importance in destroying the power of selfish special interests and the corrupt political bosses whom they control is to wrest from their hands their main weapon, the corruption fund. We demand severe and effective legislation against all forms of corrupt practices at elections and advocate prohibiting the use of any money at elections except for meetings, literature and the necessary traveling expenses of candidates.

"From the foundation of our government down to 1872 the federal judiciary act prohibited the issue of any injunction without reasonable notice until after a hearing. We assert that in all actions growing out of a dispute between employers and employes concerning terms or conditions of employment no injunction should issue until after a trial upon the merits, that such trial should be had before a jury and that in no case of alleged contempt should any person be deprived of liberty without a trial by jury.

"The independence party declares that the right to issue money is inherent in the government and it favors the establishment of a central governmental

bank through which the money so issued shall be put into general circulation.

"We demand a revision of the tariff, not by the friends of the tariff, but by the friends of the people, and declare for a gradual reduction of tariff duties with just consideration for the rights of the consuming public and of established industry. There should be no protection for oppressive trusts which sell cheaply abroad and take advantage of the tariff at home to crush competition, raise prices, control production and limit work and wages.

"The parcels post system should be rapidly and widely extended, and government postal savings banks should be established where the people's deposits will be secure, the money to be loaned to the people in the locality of the several banks and at a rate of interest to be fixed by the government."

The platform also favored the passage of an exclusion act to protect American workmen from competition with Asiatic cheap labor; the building of a navy strong enough to protect at the same time both the Atlantic and Pacific coasts of the United States; the building of a ship canal from the lakes to the gulf; the protection of American citizens abroad; the popular election of United States senators and of judges, both state and federal, and a graduated income tax.

REPUBLICAN PROGRESSIVE LEAGUE.

Organized in Washington, D. C., Jan. 21, 1911.

President—Senator Jonathan Bourne, Jr., Oregon. First vice-president—Representative George W. Norris, Nebraska.

Second vice-president—Gov. Chase S. Osborn, Michigan.

Executive committee—Senator Moses E. Clapp, Minnesota; Senator Joseph L. Bristow, Kansas; Representative E. H. Hubbard, Iowa; Representative Irvine L. Lenroot, Wisconsin; Representative William Kent, California; Gifford Pinchot, Pennsylvania; George L. Record, New Jersey; president, vice-presidents and treasurer members ex-officio.

DECLARATION OF PRINCIPLES.

"We, the undersigned, associate ourselves together as the National Progressive Republican league.

"The object of the league is the promotion of popular government and progressive legislation.

"Popular government in America has been thwarted and progressive legislation strangled by the special interests, which control caucuses, delegates, conventions and party organizations, and through control of the machinery of government, dictate nominations and platforms, elect administrations, legislatures, representatives in congress and United States senators and control cabinet officers.

"Under existing conditions legislation in the public interest has been baffled and defeated. This is evidenced by the long struggle to secure laws only partially effective for the control of railway rates and service, the revision of the tariff in the interest of the producer and consumer, statutes dealing with trusts and combinations based on sound economic principles as applied to modern industrial and commercial conditions, a wise, comprehensive and impartial reconstruction of the banking and monetary laws, the conservation of coal, oil, gas, timber, water powers and other natural resources belonging to the people, and for the enactment of all legislation solely for the common good.

"Just in proportion as popular government has in certain states superseded the delegate convention system and the people have assumed control of the machinery of government has government become responsive to the popular will and progressive legislation been secured.

"The Progressive Republican league believes that popular government is fundamental to all other questions. To this end it advocates:

"The election of United States senators by direct vote of the people.

"Direct primaries for the nomination of all elective officials.

"The direct election of delegates to national con-

ventions, with opportunity for the voter to express his choice for president and vice-president.

"Amendment to state constitutions providing for the initiative, referendum and recall.

"A thorough general corrupt practice act.

"The league will co-operate with progressives in the several states, and, wherever acceptable, will render assistance in promoting the organization of state leagues.

"Whenever requested by any progressive state league or by progressive leaders in state legislatures the National Progressive Republican league will aid in the preparation of appropriate bills and resolutions and will furnish speakers and literature in support of legislative action upon the propositions enumerated in the five paragraphs set forth in the foregoing declaration of principles."

The declaration of principles is signed by:

UNITED STATES SENATORS.

Jonathan Bourne, Jr., Ore.	Joseph M. Dixon, Mont.
Joseph L. Bristow, Kas.	A. J. Gronna, N. D.
Norris Brown, Neb.	Robert M. LaFollette, Wis.
Moses E. Clapp, Minn.	Miles Polindexter, Wash.
Albert B. Cummins, Iowa.	

GOVERNORS.

Chester H. Aldrich, Neb.	W. R. Stubbs, Kas.
Joseph M. Carey, Wyo.	F. E. McGovern, Wis.
Hiram W. Johnson, Cal.	Chase S. Osborn, Mich.

CONGRESSMEN.

Henry A. Cooper, Wis.	W. L. LaFollette, Wash.
William J. Cary, Wis.	Irvine L. Lenroot, Wis.
C. R. Davis, Minn.	O. A. Lindbergh, Minn.
E. H. Hubbard, Iowa.	Victor Murdock, Kas.
G. N. Haugen, Iowa.	E. A. Morse, Wis.
F. S. Jackson, Kas.	John M. Nelson, Wis.
William Kent, Cal.	George W. Norris, Neb.

OTHER SIGNERS.

Alfred L. Baker, Ill.	E. Clarence Jones, N. Y.
R. Stannard Baker, Mass.	Gifford Pinchot, Pa.
Albert J. Beveridge, Ind.	George S. Loftus, Minn.
Louis D. Brandeis, Mass.	Ames Pinchot, N. Y.
Charles R. Crane, Ill.	James A. Peterson, Minn.
Frank L. Dingley, Maine.	George L. Record, N. J.
James R. Garfield, O.	Gilbert E. Roe, N. Y.
Hugh T. Halbert, Minn.	W. S. U'Ren, Ore.
Francis J. Heney, Cal.	Merle D. Vincent, Col.
Frederick C. Howe, N. Y.	William Allen White, Kas.

Two hundred delegates attended a national progressive republican conference in Chicago Oct. 16 and 17, 1911, at which a declaration of principles was adopted and Robert M. LaFollette of Wisconsin

sin was indorsed for the presidency. The resolutions passed were as follows:

"The progressive movement is a struggle to wrest the control of government in the nation and states from the representatives of special privileges and restore it to the control of the people. The issue is the same in all the states of the union, though the problem may be presented in different ways.

"In the national field the control of government by special privilege is evidenced by the influence and power of the reactionary leaders of both parties in checking or preventing the enactment of the progressive policies pledged by the republican party.

"The progressive movement aims to nominate and elect as candidates of the republican party men who will with sincerity and singleness of purpose represent its rank and file and carry out their will.

"The present condition of uncertainty in business is intolerable and destructive of industrial prosperity. It is worse than idle to leave the question of whether great business enterprises are legal or not merely to judicial determination.

"Industrial corporations should by affirmative legislative enactment be given definite rules of conduct by which business conducted in accordance therewith shall be made safe and stable while at the same time the interests of the public shall be fully safeguarded. We seek constructive legislation and not destructive litigation.

"We favor the ascertainment of the choice of republican voters as to candidates for president by a direct primary vote held in each state, pursuant to statute, and where no such statute exists

we urge that the republican state committees provide that the people be given the right to express their choice for president.

"Constructive leadership being the urgent need of the present time, it is necessary that republicans support a candidate for president whose record gives the fullest assurance of the enactment and enforcement of sound progressive policies.

"Robert Marion LaFollette of Wisconsin years ago found conditions in his state not unlike those of the nation to-day. Under his leadership all opposition was overcome, and there has been enacted in Wisconsin a system of laws that stand as models for legislation in all states of the union. Laws have been passed in that state adequately regulating all public service corporations; equalizing the burdens of taxation; providing for direct nominations by the people; protecting legitimate business and capital honestly invested; promoting the welfare of labor—in short, real representative government has been restored.

"The record of Senator LaFollette in state and nation makes him a logical candidate for president of the United States. His experience, his character, his courage, his record of constructive legislation and administrative ability meet the requirements for leadership such as present conditions demand.

"This conference indorses him as a candidate for the republican nomination for president and urges that in all the states organizations be formed to promote his nomination."

UNITED CHRISTIAN PARTY CONVENTION.

The United Christian party held a national conference or convention at Black Hawk's Watch Tower, Rock Island, Ill., May 1, 1911, at which candidates for president and vice-president of the United States were nominated. John Fry of Rock Island was chairman and Daniel P. Turney of Decatur, Ill., secretary. Rudolph William Benkert of 2204 Ripley street, Davenport, Iowa, was elected national chairman and authorized to select a state chairman in each state. H. A. Simpson of Pana, Ill., was chosen first national vice-chairman and Rudolph Fotsch, second national vice-chairman. Ida McDaniel was elected national secretary and Kattie Benkert assistant national secretary. John Fry was chosen national treasurer.

The nominations for president and vice-president of the United States were made by acclamation. Daniel Braxton Turney of Decatur, Ill., was nominated for president, and S. P. Carter of Howard Lake, Minn., for vice-president.

The following platform was adopted:
"We, the United Christian party, in annual national conference at the Watch Tower in Rock Island, Ill., May 1, 1911, reaffirm our platform and proclamation of 1910, in which the decalogue and Jesus' rule is the basis and measure of what the Christian party does and asks for, and knowing that God gave us this perfect standard as a measure for all laws and righteous government, of which Jesus' said, "Not one jot or tittle shall pass away until all be fulfilled."

And, because this standard is often set aside and ignored and sometimes willfully violated by many of our rulers, lawmakers and judges, by framing and executing laws which contravene the divine law, which is national sin, and believing that the national adoption of God's standard would end war and be to the glory of God and the benefit of humanity, and because it is hard for the

common people to do right when asked to respect or obey laws that force men to sin, we ask the Hon. I. S. Pepper, congressman from Iowa, to present this resolution to our national congress, and ask for a standing vote from both house of representatives and our United States senate for the adoption of this resolution:

"Be it resolved by the congress of the United States of America, that the use of the decalogue and Jesus' rule be the standard measure for laws and regulations of the government of the United States, regardless of sex, nationality, creed or party."

The united prayer and co-operation of all Christians and patriots is asked for the adoption and use of the Lord's standard nationally as an expression and example to the world.

We, the Christian party, ask all lawmakers and rulers to adopt and use the decalogue and the golden rule formulated by Jesus Christ as the standard measure for all our laws and government.

We believe in a rightful ground and income tax. We disapprove of a standing army and the expense of further preparation for war.

We demand the divorcement of our government from the liquor traffic, that the manufacture of alcoholic beverages be stopped, and under a proper compensation for business losses, the suppression of the saloon system.

We protest against the unsettling of business by unjust tariff legislation.

We favor a direct vote of the people (women included) in electing all officers.

Relying upon God's blessing, in His name and under His authority, we seek the support and co-operation of all patriots, regardless of sex, nationality, creed, race or party, to His glory and for humanity, and for the overthrow of his gators' kingdom on earth.

NATIONAL MONETARY COMMISSION.

Appointed under the act to amend the national banking laws approved May 30, 1908.

Nelson W. Aldrich of Rhode Island, chairman; Representative Edward B. Vreeland of New York, vice-chairman; Julius C. Burrows of Michigan, Eugene Hale of Maine, Secretary of State Philander C. Knox of Pennsylvania, Henry M. Teller of Colorado, Hernando D. Money of Mississippi, Senator Joseph W. Bailey of Texas, Senator Theodore E. Burton of Ohio, Frank P. Flint of California, James F. Taliaferro of Florida, Robert W. Bonyucco of Colorado, and Representatives John W. Weeks

of Massachusetts, Lemuel P. Padgett of Tennessee, George F. Burgess of Texas, Arsene P. Pujo of Louisiana and George W. Prince of Illinois; James P. McLachlan of California.

By an act of congress approved Aug. 22, 1911, the commission was required to submit a full and comprehensive report on or before Jan. 8, 1912. The life of the commission was limited to March 31, 1912.

Secretary—Arthur B. Shelton, 1712 R street, Washington, D. C.

Assistant to the Commission—Prof. A. Piatt Andrew.

NATIONAL NOMINATING CONVENTIONS SINCE 1880.

Place and date of each and names of nominees for president and vice-president in the order named:
 1880—Democratic: Cincinnati, O., June 22-24; Winfield S. Hancock and William H. English.
 Republican: Chicago, Ill., June 2-8; James A. Garfield and Custer A. Arthur.
 Greenback: Chicago, Ill., June 9-11; James B. Weaver and B. J. Chambers.
 Prohibition: Cleveland, O., June 17; Neal Dow and A. M. Thompson.
 1884—Democratic: Chicago, Ill., July 8-11; Grover Cleveland and Thomas A. Hendricks.
 Republican: Chicago, Ill., June 3-6; James G. Blaine and John A. Logan.
 Greenback: Indianapolis, Ind., May 28-29; Benjamin F. Butler and Alanson M. West.
 American Prohibition: Chicago, Ill., June 19; Samuel C. Pomeroy and John A. Conant.
 National Prohibition: Pittsburg, Pa., July 23; John F. St. John and William Danie.
 Anti-Monopoly: Chicago, Ill., May 14; Benjamin F. Butler and Alanson M. West.
 Equal Rights: San Francisco, Cal., Sept. 20; Mrs. Belva A. Lockwood and Mrs. Marietta L. Stow.
 1888—Democratic: St. Louis, Mo., June 5; Grover Cleveland and Allen G. Thurman.
 Republican: Chicago, Ill., June 19; Benjamin Harrison and Levi P. Morton.
 Prohibition: Indianapolis, Ind., May 20; Clinton B. Fisk and John A. Brooks.
 Union Labor: Cincinnati, O., May 15; Alson J. Streeter and Samuel Evans.
 United Labor: Cincinnati, O., May 15; Robert H. Cowdrey and W. H. T. Wakefield.
 American: Washington, D. C., Aug. 14; James L. Curtis and James R. Greer.
 Equal Rights: Des Moines, Iowa, May 15; Mrs. Belva A. Lockwood and Alfred H. Love.
 1892—Democratic: Chicago, Ill., June 21; Grover Cleveland and Adlai E. Stevenson.
 Republican: Minneapolis, Minn., June 7-10; Benjamin Harrison and Whitelaw Reid.
 Prohibition: Cincinnati, O., June 29; John Bidwell and J. B. Crandall.
 National People's: Omaha, Neb., July 2-5; James B. Weaver and James G. Field.
 Socialist-Labor: New York, N. Y., Aug. 28; Simon Wing and Charles H. Matchett.
 1896—Democratic: Chicago, Ill., July 7; William J. Bryan and Arthur Sewall.
 Republican: St. Louis, Mo., June 16; William McKinley and Garret A. Hobart.
 People's Party: St. Louis, Mo., July 22; William J. Bryan and Thomas E. Watson.
 Silver Party: St. Louis, Mo., July 22; William J. Bryan and Arthur Sewall.
 National Democratic: Indianapolis, Ind., Sept. 2; John M. Palmer and Simon B. Buckner.
 Prohibition: Pittsburg, Pa., May 27; Joshua Levering and Hale Johnson.

National Party: Pittsburg, Pa., May 28; Charles E. Bentley and James H. Southgate.
 Socialist-Labor: New York, N. Y., July 6; Charles H. Matchett and Matthew Maguire.
 1900—Democratic: Kansas City, Mo., July 4-6; William J. Bryan and Adlai E. Stevenson.
 Republican: Philadelphia, Pa., June 19-21; William McKinley and Theodore Roosevelt.
 People's Party: Sioux Falls, S. D., May 9-10; William J. Bryan and Adlai E. Stevenson.
 People's Party (Middle-of-the-Road): Cincinnati, O., May 9-10; Wharton Barker and Ignatius Donnelly.
 Silver Republican: Kansas City, Mo., July 4-6; William J. Bryan and Adlai E. Stevenson.
 Prohibition: Chicago, Ill., June 27-28; John G. Woolley and Henry B. Metcalf.
 Socialist-Labor: New York, N. Y., June 2-8; Joseph P. Malloney and Valentine Rummel.
 Social Democratic Party of the United States: Rochester, N. Y., Jan 27; Job Harriman and Max S. Hays.
 Social Democratic Party of America: Indianapolis, Ind., March 6; Eugene V. Debs and Job Harriman.
 Union Reform: Baltimore, Md., Sept. 3; Seth W. Ellis and Samuel T. Nicholson.
 1904—Democratic: St. Louis, Mo., July 6-9; Alton B. Parker and Henry G. Davis.
 Republican: Chicago, Ill., June 21-23; Theodore Roosevelt and Charles W. Fairbanks.
 People's party: Springfield, Ill., July 4-6; Thomas E. Watson and Thomas H. Tibbles.
 Prohibition: Indianapolis, Ind., June 29-July 1; Silas C. Swallow and George W. Carroll.
 Socialist-Labor: New York, N. Y., July 3-9; Charles H. Corrgan and William W. Cox.
 Socialist-Democratic Party of America: Chicago, Ill., May 1-6; Eugene V. Debs and Benjamin Hanford.
 Continental: Chicago, Ill., Aug. 31; Charles H. Howard and George H. Shibley. (Nominees declined and Austin Holcomb and A. King were substituted by the national committee.)
 1908—Republican: Chicago, June 16-19; William H. Taft and James S. Sherman.
 Democratic: Denver, July 7-10; William J. Bryan and John W. Kern.
 Socialist: Chicago, May 10-18; Eugene V. Debs and Benjamin Hanford.
 Prohibition: Columbus, O., July 15-16; Eugene V. Chafin and Aaron S. Watkins.
 Independence: Chicago, July 27-28; Thomas L. Hisgen and John Temple Graves.
 People's: St. Louis, April 2-3; Thomas E. Watson and Samuel W. Williams.
 United Christian: Rock Island, Ill., May 1; Daniel Braxton Turney and S. P. Carter.
 Socialist-Labor: New York, July 2-5; Martin R. Preston and Donald L. Munro. (Preston declined and August Gillhaus was named in his place.)

TERMS OF ILLINOIS, COOK COUNTY AND CHICAGO ELECTIVE OFFICIALS.

Office.	Years.	Office.	Years.	Office.	Years.
State—Representatives2	Treasurer4	Aldermen1
Senators4	Coroner4	City clerk2
Governor4	State's attorney4	City treasurer2
Lieutenant-governor4	Superintendent of schools4	Municipal court judges6
Secretary of state4	County clerk4	Chief justice Municipal court6
Treasurer2	Recorder4	Clerk Municipal court6
Anditor4	County judge4	Bailiff Municipal court6
Attorney-general4	Probate judge4	Sanitary district trustees6
Surf. public instruction4	Clerk Probate court4	President sanitary board6
University trustees4	Circuit court judges5	County officers throughout the state are elected for four years.	
Members board equalization4	Clerk Circuit court4	Township officers, such as supervisors, assessors, collectors and town clerks, are elected for one-year terms. Highway commissioners are elected for three years.	
Judges Supreme court9	Judges Superior court6		
Clerk Supreme court6	Clerk Superior court4		
Appellate court clerks6	Clerk Criminal court4		
Cook County—Commissioners2	Assessors6		
Pres. county commissioners2	Members board of review6		
Sheriff4	Chicago—Mayor4		

NATIONAL DEMOCRATIC LEAGUE OF CLUBS.

President—Col. William C. Lillier, Indianapolis, Ind.
 General Secretary—Robert J. Beatty, 604 Union National Bank building, Columbus, O.
 General Treasurer—Capt. Frank S. Clark, Indianapolis, Ind.
 General Headquarters—Suite 116 Colfax building, 320 North Meridian street, Indianapolis, Ind.
 Eastern Headquarters—911-913 U. S. Realty building, 115 Broadway, New York, N. Y.

NATIONAL POLITICAL COMMITTEES (1908-1912).

REPUBLICAN.

Headquarters—Chicago and New York.
 Acting Chairman—John F. Hill, Maine.
 Treasurer—William Hayward, New York city.
 Secretary—George R. Sheldon, New York.
 F. W. Upham, Illinois.
 Sergeant-at-Arms—William F. Stone, Maryland.
 Executive Committee—Charles F. Brooker, Connecticut; William E. Borah, Idaho; Frank O. Lowden, Illinois; Charles Nagel, Missouri; Victor Rosewater, Nebraska; William L. Ward, New York; Edward C. Duncan, North Carolina; Boies Penrose, Pennsylvania; T. Coleman du Pont, Delaware.

Alabama—P. D. Barker..... Mobile
 Arkansas—Powell Clayton..... Eureka Springs
 California—George A. Knight..... San Francisco
 Colorado—Charles E. Cavender..... Leadville
 Connecticut—Charles F. Brooker..... Ansonia
 Delaware—T. Coleman du Pont..... Wilmington
 Florida—Henry S. Chubb..... Gainesville
 Georgia—Henry Blun, Jr..... Savannah
 Idaho—W. E. Borah..... Boise
 Illinois—Frank O. Lowden..... Oregon
 Indiana—Harry S. New..... Indianapolis
 Iowa—Ernest E. Hart..... Council Bluffs
 Kansas—David W. Muirvane..... Topeka
 Kentucky—A. R. Burnam..... Richmond
 Louisiana—Pearl Wight..... New Orleans
 Maine—John F. Hill..... Augusta
 Maryland—William P. Jackson..... Salisbury
 Massachusetts—W. Murray Crane..... Dalton
 Michigan—John W. Blodgett..... Grand Rapids
 Minnesota—Frank B. Kellogg..... St. Paul
 Mississippi—L. B. Moseley..... Jackson
 Missouri—Charles Nagel..... St. Louis
 Montana—T. A. Marlow..... Helena
 Nebraska—Victor Rosewater..... Omaha
 Nevada—Patrick J. Flanagan..... Reno
 New Hampshire—F. W. Estabrook..... Nashua
 New Jersey—Franklin Murphy..... Newark
 New York—William L. Ward..... Port Chester
 North Carolina—E. C. Duncan..... Raleigh
 North Dakota—James Kennedy..... Fargo
 Ohio—A. Worsley..... Lucas
 Oklahoma—C. M. Cade..... Shawnee
 Oregon—R. E. Williams..... Dallas
 Pennsylvania—Boies Penrose..... Philadelphia
 Rhode Island—William P. Sheffield..... Newport
 South Carolina—John G. Capers..... Greenville
 South Dakota—Thomas Thorson..... Canton
 Tennessee—M. C. Monday..... Knoxville
 Texas—Ceeli A. Lyon..... Sherman
 Utah—C. E. Loose..... Provo
 Vermont—James W. Brock..... Montpelier
 Virginia—Alvah H. Martin..... Norfolk
 Washington—S. A. Perkins..... Tacoma
 West Virginia—N. B. Scott..... Wheeling
 Wisconsin—Alfred T. Rogers..... Madison
 Wyoming—George E. Pexton..... Evanston
 Alaska—L. P. Shackelford..... Juneau
 Arizona—W. S. Sturgis..... Arivaca
 District of Columbia—Sidney Bieber..... Washington
 Hawaii—H. Holstei-Kohala..... Honolulu
 New Mexico—Solomon Luna..... Los Lunas
 Philippine Islands—Henry B. McCoy..... Manila
 Porto Rico—R. H. Todd..... San Juan

CHAIRMEN STATE COMMITTEES (1911).

Alabama—Joseph O. Thompson..... Birmingham
 Arkansas—H. L. Remmel..... Little Rock
 California—Meyer Lissner..... Los Angeles
 Colorado—Jesse E. McDonaid..... Denver
 Connecticut—Michael Kenely..... Stamford
 Delaware—Edmund Mitchell..... Wilmington
 Florida—Henry S. Chubb..... Gainesville
 Georgia—W. H. Johnson..... Atlanta
 Idaho—Charles L. Heitman..... Boise
 Illinois—Roy O. West..... Chicago
 Indiana—Edward M. Lee..... Indianapolis
 Iowa—C. F. Franke..... Des Moines
 Kansas—J. N. Dolley..... Topeka
 Kentucky—Robert H. Winn..... Louisville
 Louisiana—F. B. Williams..... New Orleans
 Maine—Byron Boyd..... Augusta
 Maryland—John K. Gladden..... Annapolis
 Massachusetts—Charles E. Hatfield..... Boston
 Michigan—W. F. Knox..... Sault Ste. Marie

Minnesota—E. E. Smith..... Minneapolis
 Mississippi—F. W. Collins..... Summit
 Missouri—Charles D. Morris..... St. Joseph
 Montana—John D. Waite..... Lewiston
 Nebraska—John L. Kennedy..... Omaha
 Nevada—Andrew Mante..... Carson City
 New Hampshire—Oscar L. Young..... Laconia
 New Jersey—F. O. Briggs..... Trenton
 New York—William Barnes, Jr..... Albany
 North Carolina—J. M. Moorehead..... Spray
 North Dakota—Frank S. Talcott..... Buffalo
 Ohio—Lewis C. Laylin..... Columbus
 Oklahoma—Fred P. Branson..... Muskogee
 Oregon—C. W. Nottingham..... Portland
 Pennsylvania—Henry F. Walton..... Philadelphia
 Rhode Island—George R. Lawton..... Dartmouth
 South Carolina—E. H. Deas..... Darlington
 South Dakota—E. C. Cook..... Sioux Falls
 Tennessee—Newell Sanders..... Chattanooga
 Texas—Burt Marshall..... Sherman
 Utah—C. E. Hoose..... Provo
 Vermont—F. C. Williams..... Newport
 Virginia—C. B. Slempp..... Big Stone Gap
 Washington—B. W. Colner..... Tacoma
 West Virginia—S. D. Matthews..... Clarksburg
 Wisconsin—Henry Krummery..... Plymouth
 Wyoming—Charles W. Burdick..... Cheyenne
 Alaska—John T. Spickett..... Juneau
 Arizona—Hoval A. Smith..... Bisbee
 New Mexico—H. O. Bursum..... Santa Fe

DEMOCRATIC.

Headquarters—New York and Chicago.
 Chairman—Norman E. Mack, Buffalo, N. Y.
 Vice-Chairman—P. L. Hall, Lincoln, Neb.
 Treasurer—Herman Ridder, New York, N. Y.
 Secretary—Urey Woodson, Owensboro, Ky.
 Sergeant-at-Arms—John I. Martin, Missouri.
 Executive Committee—Norman E. Mack, New York, chairman; P. L. Hall, Nebraska, vice-chairman; Urey Woodson, Kentucky; Martin J. Wade, Iowa; Josephus Daniels, North Carolina; Thomas Taggart, Indiana; John T. McFaraw, West Virginia; George W. Greene, Rhode Island; R. M. Johnston, Texas; Clark Howell, Georgia; T. E. Ryan, Wisconsin; J. F. C. Talbot, Maryland; John W. Tomlinson, Alabama; John F. Osborne, Wyoming; J. M. Guiley, Pennsylvania; F. B. Lynch, Minnesota; Edwin O. Hood, Michigan; Nathan Cole, Jr., California; Robert Ewing, Louisiana; Harvey C. Garber, Ohio.
 Alabama—(Vacancy).....
 Arkansas—Guy B. Tucker..... Little Rock
 California—Nathan Cole, Jr..... Los Angeles
 Colorado—Alva Adams..... Pueblo
 Connecticut—Homer S. Cummings..... Stamford
 Delaware—Willard Saulsbury..... Wilmington
 Florida—T. Albert Jennings..... Pensacola
 Georgia—Clark Howell..... Atlanta
 Idaho—Simon P. Donnelly..... Lake View
 Illinois—Roger C. Sullivan..... Chicago
 Indiana—Thomas Taggart..... French Lick
 Iowa—Marlin J. Wade..... Iowa City
 Kansas—John H. Atwood..... Leavenworth
 Kentucky—Urey Woodson..... Owensboro
 Louisiana—Robert Ewing..... New Orleans
 Maine—E. L. Jones..... Waterville
 Maryland—J. F. C. Talbot..... Lutherville
 Massachusetts—John W. Coughlin..... Fall River
 Michigan—Edwin O. Wood..... Flint
 Minnesota—F. B. Lynch..... St. Paul
 Mississippi—C. H. Williams..... Yazoo City
 Missouri—Edward F. Goltra..... St. Louis
 Montana—J. Bruce Kramer..... Butte
 Nebraska—P. L. Hall..... Lincoln
 Nevada—John Sunderland..... Reno
 New Hampshire—Eugene E. Reed..... Manchester
 New Jersey—Robert S. Hudspeth..... Jersey City
 New York—Norman E. Mack..... Buffalo
 North Carolina—Josephus Daniels..... Raleigh
 North Dakota—William Collins..... Bismarck
 Ohio—Harvey C. Garber..... Columbus
 Oklahoma—W. T. Brady..... Tulsa
 Oregon—M. A. Miller..... Lebanon
 Pennsylvania—J. M. Guiley..... Pittsburg
 Rhode Island—G. W. Greene..... Woonsocket
 South Carolina—B. R. Tillman..... Trenton

South Dakota—E. S. Johnson.....	Armour
Tennessee—R. E. L. Mountcastle.....	Knoxville
Texas—R. M. Johnston.....	Houston
Utah—Frank K. Nebeker.....	Logan City
Vermont—Thomas H. Brown.....	Rutland
Virginia—J. Taylor Elyson.....	Richmond
Washington—W. H. Dunphy.....	Walla Walla
West Virginia—John T. McGraw.....	Grafton
Wisconsin—Joseph E. Davies.....	Madison
Wyoming—John E. Osborne.....	Randall
Alaska—A. J. Daly.....	Seattle, Wash.
Arizona—A. J. Michelson.....	Phoenix
Dist. of Columbia—Edwin A. Newman.....	Washington
Hawaii—Gilbert J. Waller.....	Honolulu
New Mexico—A. A. Jones.....	Las Vegas
Porto Rico—D. M. Field.....	Guayama

CHAIRMEN STATE COMMITTEES (1911).

Alabama—H. S. D. Mallory.....	Selma
Arkansas—John F. Rutherford.....	Pine Bluff
California—Robert H. DeWitt.....	San Francisco
Colorado—Charles B. Ward.....	Denver
Connecticut—Charles W. Comstock.....	Norwich
Delaware—Thomas F. Bayard.....	Wilmington
Florida—William H. Price.....	Marianna
Georgia—Howlett A. Hall.....	Newman
Idaho—John F. Nugent.....	Boise
Illinois—Charles Boeschenstein.....	Edwardsville
Indiana—Stokes Jackson.....	Indianapolis
Iowa—Chnt L. Price.....	Indianola
Kansas—H. S. Martin.....	Topeka
Kentucky—Ben Johnson.....	Louisville
Louisiana—Albert Estopinal.....	New Orleans
Maine—Fred E. Beane.....	Hallowell
Maryland—Murray Vandiver.....	Baltimore
Massachusetts—Frederick J. MacLeod.....	Boston
Michigan—Emanuel Shields.....	Howell
Minnesota—Frank A. Day.....	St. Paul
Mississippi—C. L. Lomax.....	Greenwood
Missouri—Harry M. Rubey.....	St. Louis
Montana—S. V. Stewart.....	Helena
Nebraska—John C. Byrnes.....	Columbus
Nevada—Peter T. Somers.....	Reno
New Hampshire—John B. Jameson.....	Concord
New Jersey—James R. Nugent.....	Newark
New York—Winfield A. Huppuch.....	Hudson Falls
North Carolina—A. H. Eller.....	Raleigh
North Dakota—D. H. McArthur.....	Fargo
Ohio—Hugh L. Nichols.....	Cincinnati
Oklahoma—Fred P. Branson.....	Muskogee
Oregon—Alex Sweek.....	Portland
Pennsylvania—A. G. Dewalt.....	Allentown
Rhode Island—F. E. Fitzsimmons.....	Lonsdale
South Carolina—Willie Jones.....	Columbia
South Dakota—R. F. Lyons.....	Vermillion
Tennessee—Austin Peay.....	Nashville
Texas—B. Storey.....	Dallas
Utah—Samuel A. King.....	Salt Lake City
Vermont—Emory S. Harris.....	Bennington
Virginia—J. T. Elyson.....	Richmond
Washington—George P. Wright.....	Tacoma
West Virginia—George I. Neal.....	Huntington
Wisconsin—Joseph E. Davies.....	Madison
Wyoming—D. N. Stickney.....	Laramie
Alaska—W. W. Casey.....	Juneau
Arizona—J. P. Dillon.....	Prescott

PROHIBITION.

Headquarters—106 North LaSalle-st., Chicago, Ill.	
Executive Committee—Chairman, Charles R. Jones, Evanston, Ill.; vice-chairman, A. G. Wolfenbarger, Lincoln, Neb.; secretary, W. G. Calderwood, Minneapolis, Minn.; treasurer, Felix T. McWhirter, Indianapolis, Ind.; A. A. Stevens, Tyrone, Pa.; Samuel D. Dickie, Albion, Mich.; F. C. Hendricks, Cumberland, Md.; O. W. Stewart, Chicago, Ill.; J. B. Granfill, Dallas, Tex.	
Arizona—Frank J. Sibley.....	Tucson
Dr. John W. Thomas.....	Phoenix
Arkansas—H. Brady.....	Beebe
Henry Hatton.....	Beebe
California—T. K. Beard.....	Modesto
W. J. Phillips.....	Los Angeles
Colorado—J. L. Murray.....	Longmont
O. A. Reinhardt.....	Denver
Connecticut—F. G. Platt.....	New Britain
J. L. Randall.....	Groton
Delaware—George W. Todd.....	Wilmington
Lewis W. Brosius.....	Wilmington

Florida—John P. Coffin.....	Eustis
Francis Trueblood.....	Bradentown
Georgia—George Gordon.....	Atlanta
W. S. Witham.....	Atlanta
Illinois—Oliver W. Stewart.....	Chicago
A. E. Wilson.....	Chicago
Indiana—Felix T. McWhirter.....	Indianapolis
Charles Eckhart.....	Auburn
Iowa—O. D. Ellett.....	Marshalltown
K. W. Brown.....	Ames
Kansas—Earle R. Delay.....	Emporia
J. N. Wood.....	Ottawa
Kentucky—Mrs. Frances E. Beauchamp.....	Lexington
T. B. Demaree.....	Wilmore
Louisiana—E. E. Israel.....	Baton Rouge
Walter Miller.....	New Orleans
Maine—Nathan F. Woodbury.....	Auburn
Lyman B. Merritt.....	Houlton
Maryland—F. C. Hendrickson.....	Cumberland
George R. Gorsuch.....	Baltimore
Massachusetts—John M. Fisher.....	Attleboro
J. B. Lewis.....	Boston
Michigan—Samuel Dickie.....	Albion
Fred W. Corbett.....	Flint
Minnesota—W. G. Calderwood.....	Minneapolis
J. D. Ergie.....	Minneapolis
Missouri—H. P. Paris.....	Clinton
Charles E. Stokes.....	Kansas City
Montana—Mrs. Kate M. Hamilton.....	Butte
Edward M. Ellis.....	Helena
Nebraska—A. G. Wolfenbarger.....	Lincoln
D. B. Gilbert.....	Fremont
New Hampshire—A. H. Morrill.....	Laconia
John S. Blanchard.....	Concord
New Jersey—George J. Haven.....	Camden
Joel G. Van Cise.....	Summit
New Mexico—F. C. Peterson.....	Deming
W. F. Ogilvie.....	Roswell
New York—Clarence E. Pitts.....	Oswego
George E. Stockwell.....	Port Plain
North Carolina—J. M. Templeton.....	Cary
Thomas P. Johnston.....	Salisbury
North Dakota—Theodore E. Ostlund.....	Hillsboro
L. B. Raff.....	Tyng City
Ohio—F. M. McCartney.....	Columbus
J. B. Martin.....	Cincinnati
Oklahoma—Charles Brown.....	Camden
Rev. J. M. Monroe.....	Oklahoma City
Oregon—F. Mc Kercher.....	Portland
W. P. Elmore.....	Brownsville
Pennsylvania—A. A. Stevens.....	Tyrone
David B. McCalmont.....	Franklin
Rhode Island—C. H. Tilley.....	Providence
B. E. Helme.....	Kingston
South Dakota—W. T. Raffety.....	Miller
Quincy Lee Morrow.....	Brookings
Tennessee—A. D. Reynolds.....	Bristol
J. B. Stinespring.....	Sanford
Texas—J. B. Cranfill.....	Dallas
Walter C. Swengel.....	Dallas
Utah—Robert J. Shields.....	Salt Lake City
Miss Edith Wade.....	Salt Lake City
Vermont—H. S. Eldred.....	Shelton
L. W. Hanson.....	Manchester
Virginia—G. M. Smithdeal.....	Richmond
James W. Bodley.....	Staunton
Washington—Guy Posson.....	Seattle
R. E. Dunlap.....	Seattle
West Virginia—Edward W. Mills.....	Fairmont
U. A. Clayton.....	Fairmont
Wisconsin—W. D. Cox.....	Milwaukee
B. E. Van Keuren.....	Oshkosh
Wyoming—L. L. Laughlin.....	Laramie
C. J. Sawyer.....	Laramie

CHAIRMEN STATE COMMITTEES (1911).

Alabama—J. B. Albritton.....	Bellwood
Arkansas—G. H. Kimball.....	Little Rock
Arizona—J. Wix Thomas.....	Phoenix
California—J. H. Woertendyke.....	Los Angeles
Colorado—Harry L. Murray.....	Longmont
Connecticut—E. L. G. Hohenthal.....	South Manchester
Delaware—R. M. Cooper.....	Cheswood
Florida—John P. Coffin.....	Eustis
Georgia—George Gordon.....	Atlanta
Idaho—Silas N. Luttrell.....	Boise
Illinois—Alonzo E. Wilson.....	Chicago
Indiana—F. W. Lough.....	Indianapolis
Iowa—C. Durant Jones.....	Perry
Kansas—Edwin C. Hadley.....	Kansas City

Kentucky—Mrs. James E. Beauchamp.....Lexington
 Louisiana—E. E. Israel.....Baton Rouge
 Maine—James Perrigo.....Portland
 Maryland—Charles R. Woods.....Baltimore
 Massachusetts—Solon W. Bingham.....Boston
 Michigan—William A. Brubaker.....Detroit
 Minnesota—W. G. Calderwood.....Minneapolis
 Missouri—Charles E. Stokes.....Kansas City
 Montana—R. E. Crowe.....Billings
 Nebraska—D. B. Gilbert.....Lincoln
 New Hampshire—Alva H. Morrill.....Laconia
 New Jersey—Donald McMillan.....Nutley
 New York—Clarence E. Pitts.....Oswego
 North Dakota—(Vacancy).....
 Ohio—J. Raymond Schmidt.....Columbus
 Oklahoma—George E. Rouch.....Durant
 Oregon—J. P. Newell.....Portland
 Pennsylvania—B. L. Rockwood.....Franklin
 Rhode Island—Elisha T. Read.....Woonsocket
 South Dakota—C. V. Templeton.....Woonsocket
 Texas—P. F. Paige.....Dallas
 Vermont—L. W. Hanson.....Montpelier
 Virginia—G. M. Smithdeal.....Richmond
 Washington—Rev. O. L. Fowler.....Tacoma
 West Virginia—U. A. Clayton.....Fairmont
 Wisconsin—J. Burrill Smith.....Madison
 Wyoming—(Vacancy).....

Nevada—W. H. Burton.....Buckskin
 New Hampshire—James F. Beau.....Portsmouth
 New Jersey—Frederick Kraft.....Ridgefield
 James M. Reilly.....Jersey City
 New Mexico—C. R. Cameron.....Deming
 New York—Gustave A. Strebel.....Syracuse
 Algernon Lee.....New York
 Esther Wright.....Geneva
 Fred Paulitsch.....New York
 North Dakota—Arthur LeSueur.....Minot
 Ohio—Thomas Clifford.....Cleveland
 W. F. Ries.....Toledo
 Allen Cook.....Canton
 Oklahoma—Oscar Ameringer.....Oklahoma City
 Carrie C. Block.....Lookaba
 George E. Owen.....Oklahoma City
 John G. Willis.....Granite
 Oregon—Tom J. Lewis.....Portland
 W. S. Richards.....Albany
 Pennsylvania—James H. Maurer.....Reading
 John W. Slayton.....McKeesport
 Thomas F. Kennedy.....McKees Rocks
 Joseph E. Cohen.....Philadelphia
 Rhode Island—Joseph Grimshaw.....Woonsocket
 South Dakota—K. J. Ballinger.....Lead
 Tennessee—H. G. Terliser.....Memphis
 Texas—P. G. Zimmerman.....Anson
 W. S. Noble.....Ranger
 Utah—J. J. Maist.....Tooele
 Vermont—C. E. Gridway.....Proctorsville
 Virginia—C. A. Rader.....Clifton Forge
 Washington—A. H. Barth.....Tacoma
 Walter Price.....Outlook
 West Virginia—W. B. Cullum.....Grafton
 Wisconsin—Carl D. Thompson.....Milwaukee
 Victor L. Berger.....Milwaukee
 Wyoming—Charles H. Powell.....Rock Springs

SOCIALIST.

National Headquarters—205 West Washington street,
 Chicago, Ill.
 Acting National Secretary—John M. Work.
 Secretaries to International Socialist Bureau—Morris
 Hillquit, 320 Broadway, New York, N. Y.;
 Victor L. Berger, Brisbane hall, Milwaukee, Wis.
 National Executive Committee—Victor L. Berger,
 Brisbane hall, Milwaukee, Wis.; James F. Carey,
 14 Park square, Boston, Mass.; George H. Goebel,
 14 Bridge street, Newark, N. J.; Morris Hillquit,
 320 Broadway, New York, N. Y.; Robert Hunter,
 Highland farm, Noroton Heights, Conn.; Lena Mor-
 row Lewis, 205 West Washington street, Chicago,
 Ill.; John Spargo, "Nestledown," Old Benning-
 ton, Vt.
 Woman's National Committee—Carrie W. Allen, 201
 West 145th street, New York, N. Y.; Winnie E.
 Branstetter, 811 Cass street, Chicago, Ill.; M.
 Octavia Floaten, 1433 Monroe street, Denver, Col.;
 Lena Morrow Lewis, 205 West Washington street,
 Chicago, Ill.; Kate Richards O'Hare, care of National
 Rip-Saw, 411 Olive street, St. Louis, Mo.;
 May Wood-Simons, 216 Summit avenue, Girard,
 Kas.; May M. Strickland, box 298, Dayton, O.
 General Correspondent Woman's National Commit-
 tee—Caroline A. Lowe, 205 W. Washington street,
 Chicago, Ill., care national headquarters.

NATIONAL COMMITTEE.

Alabama—J. N. Abbott.....Sheffield
 Arizona—James N. Morrison.....Benson
 Arkansas—Dan Hogan.....Huntington
 California—J. Stitt Wilson.....Ridge Road, Berkeley
 Job Harriman.....Los Angeles
 Colorado—John Troxel.....Cripple Creek
 Connecticut—William Inderelst.....box 592, Mystic
 Florida—C. C. Allen.....St. Petersburg
 Georgia—Andrew Mulcahy.....Augusta
 Idaho—E. L. Rigg.....Rupert
 Illinois—May Wood-Simons.....Girard, Kas.
 Adolph Germer.....Belleville
 Indiana—S. M. Reynolds.....Terre Haute
 John W. Kelly.....Marion
 Iowa—F. S. McChrills.....Des Moines
 Kansas—E. L. Berry.....Coffeeville
 Oscar H. Blake.....Wichita
 Kentucky—Frank H. Strelene.....Fort Thomas
 Louisiana—J. W. Bassett.....Lafayette
 Maine—Orville J. Guntill.....Ellsworth Falls
 Maryland—Joshua Rossett.....Baltimore
 Massachusetts—Squire E. Putney.....Wenham
 Charles E. Fenner.....Worcester
 Michigan—H. S. McMaster.....Dowagiac
 Frank Aaltonen.....Negaunee
 Minnesota—David Morgan.....St. Paul
 John A. Keyes.....Duluth
 Mississippi—J. J. Lipscomb.....Jackson
 Missouri—W. W. McAllister.....Springfield
 Clyde A. Berry.....Joplin
 Montana—Jacob M. Kruse.....Bozeman
 Nebraska—C. R. Oyer.....Lincoln

STATE SECRETARIES.
 Alabama—Emma F. Connolly.....Birmingham
 Arizona—George H. Newsholme.....Phoenix
 Arkansas—Ida Callery.....Huntington
 California—F. B. Merlam.....Los Angeles
 Colorado—A. H. Floaten.....Denver
 Connecticut—Otto Kannegiesser.....New Haven
 Florida—A. C. Sill.....Ruskir
 Georgia—Max Wilk.....Augusta
 Idaho—I. F. Stewart.....Nampa
 Indiana—J. O. Beattall.....Chicago
 Illinois—James O'Neal.....Terre Haute
 Iowa—J. J. Jacobsen.....Des Moines
 Kansas—W. M. Stallard.....Fort Scott
 Kentucky—W. Lanfersick.....Newport
 Louisiana—W. F. Dietz.....Lake Charles
 Maine—Norman W. Lermord.....Thomaston
 Maryland—A. B. Claxton.....Hyattsville
 Massachusetts—James F. Carey.....Boston
 Michigan—J. Hoogerlyde.....Grand Rapids
 Minnesota—J. E. Nash.....Minneapolis
 Mississippi—W. A. Knight.....Hattiesburg
 Missouri—R. R. Bistine.....Joplin
 Montana—Alma M. Krieger.....Butte
 Nebraska—Clyde J. Wright.....Lincoln
 Nevada—Grant Miller.....Reno
 New Hampshire—Charles Henning.....Manchester
 New Jersey—W. B. Killinbeck.....Orange
 New Mexico—Mrs. Lurlyne Lane.....Alto
 New York—U. Solomon.....New York city
 North Dakota—Arthur Bassett.....Minot
 Ohio—Joseph C. Schawe.....Columbus
 Oklahoma—R. E. Dooley.....Oklahoma City
 Oregon—Charles H. Otten.....Portland
 Pennsylvania—Robert B. Ringler.....Reading
 Rhode Island—Fred Harst.....Olneyville
 South Dakota—M. G. Opsahl.....Sioux Falls
 Tennessee—J. E. Voss.....Jackson
 Texas—E. R. Meitzen.....Hallettsville
 Utah—Peter J. Holt.....Salt Lake City
 Vermont—Mary R. Sanford.....Bennington Center
 Virginia—I. L. Burgess.....Newport News
 Washington—Frans Bostrom.....Everett
 West Virginia—H. W. Houston.....Parkersburg
 Wisconsin—E. H. Thomas.....Milwaukee
 Wyoming—Paul J. Paulsen.....Rock Springs

SOCIALIST LABOR PARTY.

Headquarters—28 City Hall place, New York, N. Y.
 National Secretary—Paul Augustine, New York.
 NATIONAL EXECUTIVE COMMITTEE.
 California—Olive M. Johnson.....Fruitvale
 Colorado—J. U. Billings.....Grand Junction

Connecticut—Joseph Marek.....New Haven
 Illinois—Oscar Neebe.....Chicago
 Indiana—Ernest Viewegh.....Indianapolis
 Kentucky—James H. Arnold.....Louisville
 Massachusetts—Arthur E. Belmer.....South Boston
 Michigan—George Hasseler.....Detroit
 Minnesota—Samuel Johnson.....St. Paul
 Missouri—H. J. Poelling.....St. Louis
 New Jersey—J. C. Butterworth.....Paterson
 New York—Boris Reinstein.....Buffalo
 Ohio—John Kircher.....Cleveland
 Pennsylvania—William H. Thomas.....Buena Vista
 Texas—Fannie Chernin.....El Paso

Washington—A. L. Brearcliff.....Seattle
 Wisconsin—Albert Schnable.....Milwaukee
 Virginia—Godfrey Kinder.....Newport News

UNITED CHRISTIAN.

NATIONAL EXECUTIVE COMMITTEE.
 Chairman—W. R. Benkert, Davenport, Iowa.
 Vice-Chairman—H. A. Simpson, Pana, Ill.
 Secretary—Kittie M. Benkert, Davenport, Iowa.
 Treasurer—John Fry, Rock Island, Ill.
 Other Members—A. F. F. Jeison, Dorchester, Wis.;
 Dr. J. S. Dodds, Pittsburgh, Pa.; Elmer F. Long,
 Pittsburg, Kas.; J. F. K. Leonard, Stratford, Tex.

ILLINOIS STATE COMMITTEES.

Elected Sept. 15, 1910.

REPUBLICAN.

Headquarters—Grand Pacific hotel, Chicago.
 Chairman—Roy O. West, Chicago.
 Secretary—Edward St. Clair, Streator.
 Treasurer—Bernard A. Eckhart, Chicago.
 Executive Committee—Charles P. Hitch, chairman;
 Clarence Dewey, Charles W. Vail, Thomas J.
 Healy, Fred A. Busse, Joseph A. Painter, Charles
 H. Williamson, G. DeF. Kinney, Charles G. Eckhart,
 Hart, John A. Wheeler, Joseph H. Patterson,
 W. S. Phillips, James A. White.

- Dist.
1. Chaucey Dewey.....3266 Lake Park-av., Chicago
 2. Roy O. West.....5633 Woodlawn-av., Chicago
 3. Charles W. Vail.....7159 Normal-bd., Chicago
 4. Thomas J. Healy.....4621 Emerald-av., Chicago
 5. Jos. E. Bidwill, Sr.....1112 S. Ashland-bd., Chicago
 6. Homer K. Galpin.....1920 Monroe-st., Chicago
 7. Joseph A. Painter.....3323 Walnut-st., Chicago
 8. Jacob H. Marks.....720 N. May-st., Chicago
 9. Fred A. Busse.....1441 Sedgwick-st., Chicago
 10. George W. Paullin.....Evanston
 11. Joseph H. Patterson.....Marengo
 12. Charles E. Hook.....Ottawa
 13. Delos W. Baxter.....Rochelle
 14. W. A. Rosenfield.....Rock Island
 15. Charles H. Williamson.....Quincy
 16. G. DeF. Kinney.....Peoria
 17. Frank L. Smith.....Dwight
 18. Charles P. Hitch.....Paris
 19. Charles G. Eckhart.....Tuscola
 20. John R. Robertson.....Jacksonville
 21. John A. Wheeler.....Springfield
 22. W. C. Hadley.....Collinsville
 23. L. L. Emmerson.....Mount Vernon
 24. W. S. Phillips.....Ridgway
 25. James A. White.....Murphysboro
- *Congressional districts.

DEMOCRATIC.

Headquarters—Hotel LaSalle, Chicago.
 Chairman—Charles Boeschstein, Edwardsville.
 First Vice-Chairman—Arthur W. Charles, Carmi.
 Second Vice-Chairman—H. N. Wheeler, Quincy.
 Third Vice-Chairman—Henry T. Bergen, Chicago.
 Secretary—Isaac B. Craig, Mattoon.
 Sergeant-at-Arms—John A. Logan, Elgin.
 Treasurer—Ernest Hoover, Taylorville.

- Dist. DISTRICT COMMITTEEMEN.
1. Robert Redfield.....3622 Michigan-av., Chicago
 2. James J. Kelly.....4310 Vincennes-av., Chicago
 3. Henry P. Bergen.....2736 S. Marshfield-av., Chicago
 4. Thomas F. Aylward.....1159 W. 47th-st., Chicago
 5. Frank Vanacek.....1726 W. 19th-st., Chicago
 6. Stephen D. Griffin.....2935 W. Adams-st., Chicago
 7. Eugene W. Sullivan.....2900 Fulton-st., Chicago
 8. Michael C. Conlon.....1118 W. Monroe-st., Chicago
 9. Herman J. Bauler.....1507 Cleveland-av., Chicago
 10. John A. Ederlein.....1901 Wellington-st., Chicago
 11. John A. Logan.....Elgin
 12. Fred LeRoy.....Streator
 13. William Hogan.....Lanark
 14. John W. Williams.....Carthage
 15. H. N. Wheeler.....Quincy
 16. Joseph A. Weil.....Peoria
 17. Martin A. Brennan.....Bloomington
 18. Harry Moss.....Paris
 19. Isaac B. Craig.....Mattoon
 20. James McNabb.....Carrollton
 21. Ernest Hoover.....Taylorville
 22. Charles Boeschstein.....Edwardsville
 23. Rene Havill.....Mount Carmel

24. Arthur W. Charles.....Carmi
25. William S. Cantrell.....Benton

PROHIBITION.

Headquarters—Room 16, 106 N. LaSalle-st., Chicago.
 Chairman—Alonso E. Wilson, Wheaton.
 Vice-Chairman—R. H. Patton, Springfield.
 Secretary—L. F. Gumbart, Macomb.
 Treasurer—George Hoffman.
 Executive Committee—The above officers and Charles
 R. Jones, Evanston; Rev. E. R. Worrell, D. D.,
 Chicago, and L. J. Kendall, LaMoille.

- Dist.
1. Samuel B. Lingle.....3144 Vernon-av., Chicago
 2. Edwin R. Worrell.....7213 Rhodes-av., Chicago
 3. Mrs. Emily M. Hill.....5939 Wentworth-av., Chicago
 4. Albert J. Terwell.....3452 W. 23d-st.
 5. Fred W. Ellsworth.....River Forest
 7. W. B. Rose.....1713 N. Humboldt-st., Chicago
 9. William J. Shaw.....Chicago
 10. Charles Reading Jones.....Evanston
 11. Alonso E. Wilson.....Wheaton
 12. Frank K. Hook.....Grand Ridge
 13. Fremont D. Labman.....Franklin Grove
 14. Louis F. Gumbart.....Macomb
 15. A. D. Metcalf.....Oneida
 16. L. J. Kendall.....LaMoille
 17. Marlon Gallup.....Pontiac
 18. George W. Woolsey.....Danville
 19. Albert M. Caldwell.....Champaign
 20. John E. Vertrees.....Pittsfield
 21. Robert H. Patton.....Springfield
 22. Eldon Grant Burritt.....Greenview
 23. John H. Shup.....Newton
 24. W. A. Morgan.....Bone Gap
 25. Hervey A. DuBois.....Cobden

SOCIALIST.

Headquarters—205 W. Washington street, Chicago.
 Chairman—W. C. Benton, Chicago.
 Secretary—J. O. Pentall, Chicago.
 Executive Committee—Charles W. Kuen, Nels An-
 derson, John S. Hansen, Fred H. Krahl, W. C.
 Benton, Daniel Donohue, John Lewin, Guy Under-
 wood, Oscar H. Ogren.

- Dist.
1. Charles W. Kuen.....3301 State-st., Chicago
 2. Nels Anderson.....11640 Yale-av., Chicago
 3. D. A. McQueen.....Harvey
 4. John Lewin.....3060 Lyman-st., Chicago
 5. W. C. Benton.....587 S. Ashland-av., Chicago
 6. John McGill.....2231 S. Springfield-av., Chicago
 7. Daniel Donohue.....2443 Station-st., Chicago
 8. John S. Hansen.....1365 Grand-av., Chicago
 9. Fred H. Krahl.....11 W. Erie-st., Chicago
 10. Richard Oge.....2945 Robey-st., Chicago
 11. Guy Underwood.....Aurora
 12. Oscar H. Ogren.....Rockford
 13. Leroy Lattie.....Freeport
 14. Joseph T. Krone.....Moline
 15. James W. Connery.....Kewanee
 16. Fred Herbert.....Ladd
 17. John Briell.....Lincoln
 18. Charles Slevers.....Kankakee
 19. E. Lyons.....Clinton
 20. Jesse Morgan.....Whitehall
 21. John Malnvarlag.....Thayer
 22. Dan L. Thomas.....O'Fallon
 23. John Krause.....Trenton
 24. Ewell Wrook.....Ledford
 25. D. W. Kennedy.....Duquoin

COOK COUNTY COMMITTEES.

COUNTY EXECUTIVE COMMITTEE OF THE
REPUBLICAN PARTY OF COOK COUNTY.

Headquarters—126 North 5th avenue.
 Chairman—Charles W. Andrews.
 Vice-Chairman—Daniel A. Campbell.
 Treasurer—Fred A. Busse.
 Secretary—William H. Weber.
 Board of Directors—Charles W. Andrews, chairman;
 Chauncey Dewey, Roy O. West, John J.
 Hanberg, Homer K. Galpin, Daniel A. Campbell,
 Fred A. Busse, Joseph F. Haas, Charles S. De-
 neen, Charles W. Vall, William H. Weber, Joseph
 E. Bidwill, Sr., Milton J. Foreman, John R.
 Thompson, Christopher Mamer, John C. Cannon.

1.	Francis P. Brady	1311 Michigan-av.
2.	Chauncey Dewey	3266 Lake Park-av.
3.	Milton J. Foreman	3758 Grand-bd.
4.	Charles L. Strook	212 W. 24th-pl.
5.	Thomas J. Finucane	2112 Loomis-st.
6.	John R. Thompson	4512 Grand-bd.
7.	Roy O. West	5633 Woodlawn-av.
8.	John J. Hanberg	9028 Escanaba-av.
9.	William J. Cooke	1920 S. Halsted-st.
10.	William B. Burke	1251 W. 14th-pl.
11.	Joseph E. Bidwill, Sr.	1113 S. Ashland-bd.
12.	August W. Miller	3135 Carlyle-pl.
13.	David W. Clark	3125 Warren-av.
14.	Daniel A. Campbell	2852 Washington-bd.
15.	George A. Mugler	1351 N. California-av.
16.	John F. Devine	1345 N. Robey-st.
17.	Isadore H. Himes	715 N. Ashland-av.
18.	Leland Berz	1022 W. Jackson-bd.
19.	Christopher Mamer	501 Thompson-st.
20.	Homer K. Galpin	1920 W. Monroe-st.
21.	Fred A. Busse	1441 Sedgwick-st.
22.	Bernard F. Clentenberg	1011 Larrabee-st.
23.	Charles W. Andrews	2019 Lincoln-av.
24.	Leonard A. Brundage	2210 Clifton-av.
25.	Isaac H. Bryan	5422 Lakewood-av.
26.	John C. Cannon	1811 Larchmont-av.
27.	Willard M. McEwen	4221 N. 41st-st.
28.	Joseph F. Haas	2712 W. Fullerton-st.
29.	Matt A. Mueller	5017 S. Wood-st.
30.	Thomas J. Healy	4621 Emerald-av.
31.	Charles S. Deneen	Springfield, Ill.
32.	Charles W. Vall	7159 Normal-bd.
33.	Edward E. Ertzman	11300 Morse-av.
34.	William Lorimer	3659 Douglas-bd.
35.	Frederick Lundin	558 N. 51st-st.

COUNTRY DISTRICTS.

1.	George Mann	Harvey
2.	William H. Weber	Blue Island
3.	Peter M. Hoffman	Des Plaines
4.	Allen S. Ray	637 N. Euclid-av., Oak Park
5.	William Busse	Mount Prospect
6.	George W. Paulin	1908 Sheridan-rd., Evanston

CENTRAL COMMITTEE OF THE DEMOCRATIC
PARTY OF COOK COUNTY.

Headquarters—Hotel LaSalle, suite 216, 217, 218.
 Chairman—John J. McCarthy.
 Secretary—William Legner.
 Treasurer—Fred W. Block.
 Financial Secretary—George L. McConnell.
 Sergeant-at-Arms—Thomas F. Little.
 Vice-Presidents—Frank S. Ryan, Edward J. Novak,
 John McGillen, Peter Reinberg.
 Executive Committee—John McCarthy, chairman;
 William Legner, secretary; Roger C. Sullivan,
 John J. Coughlin, James M. Dalley, William L.
 O'Connell, Edward F. Brennan, John Mack,
 John J. Leonard, Joseph A. Swift, James A.
 Long, Edward J. Novak, A. J. Cermak, John J.
 McLaughlin, Joseph Strauss, Stanley H. Kuzm,
 John J. Brennan, Thomas Gallagher, John J.
 Hayes, Frank C. Burke, Frank S. Ryan, John
 Haderlein, Jacob H. Hopkins, Thomas J. Webb,
 George E. Brennan, Harry R. Gibbons, Ross O.
 Hall, Walter A. Lantz.

MANAGING COMMITTEE.

1.	John J. Coughlin	17 N. LaSalle-st.
2.	Michael Kenna	312 S. Clark-st.
3.	John B. Ryan	2449 Cottage Grove-av.
4.	Henry P. Downey	2704 South Park-av.
5.	Laniel J. Harris	3631 LaSalle-st.
6.	Clem Kuehne	3554 Cottage Grove-av.

4.	James M. Dalley	549 W. 31st-st.
5.	Henry Stuckart	2517 Archer-av.
6.	Charles Martin	3635 Emerald-av.
7.	Patrick J. Carr	3521 Western-av.
8.	William L. O'Connell	143 N. Wash-av.
9.	John P. Gibbons	5098 Wash-av.
10.	Edward F. Brennan	6319 Cottage Grove-av.
11.	William Rothman	6035 Drexel-av.
12.	John H. Mack	154 Sherman-st.
13.	Alex Wisniewski	8708 Houston-av.
14.	Dennis J. Egan	654 W. 18th-st.
15.	Dr. George Sultan	1314 S. Halsted-st.
16.	Edward J. Novak	1714 Loomis-st.
17.	Paul Risman	1119 W. 12th-st.
18.	Fred Rohde	114 N. LaSalle-st.
19.	Edward Straka	18th-pl. and LaSalle-st.
20.	A. J. Cermak	2532 S. Trumbull-av.
21.	F. Blevensdorf	2101 S. Western-av.
22.	W. R. Skidmore	115 N. Clark-st.
23.	M. H. Rogers	488 S. Fairfield-av.
24.	Thomas F. Little	2248 W. Lake-st.
25.	Patrick Nash	2946 Washington-bd.
26.	Joseph Strauss	1252 N. Robey-st.
27.	John P. Tansey	785 N. Fairfield-av.
28.	Stanley H. Kuzm	134 N. North-av.
29.	F. W. Koraleski	89 W. Randolph-st.
30.	William E. Healy	506 Ashland block
31.	Stan Kielecyriski	1433 Cornell-st.
32.	John J. Brennan	801 W. Madison-st.
33.	William J. Gaynor	138 Canal-st.
34.	John Powers	21 N. Clark-st.
35.	Thomas Gallagher	241 S. Sangamon-st.
36.	John J. Hayes	1645 W. Jackson-bd.
37.	George L. McConnell	218 S. Seeley-av.
38.	John F. O'Malley	401 N. Clark-st.
39.	Jacob H. Hopkins	127 N. Dearborn-st.
40.	James J. Lyons	472 Kingsbury-st.
41.	Thomas Sturch	1126 Chatbam-ct.
42.	F. X. Brandecker	1943 Sedgwick-st.
43.	D. W. Sullivan	2046 Mohawk-st.
44.	John Hynes	2229 Clybourn-av.
45.	Joseph A. Weber	2920 Southport-av.
46.	Harry R. Gibbons	2434 Orchard-st.
47.	William F. Quintan	1224 Catalpa-av.
48.	Patrick F. Haynes	344 South-st. av.
49.	Matt Everett	2008 E. Ravenswood-av.
50.	Fred D. Bredt	4136 W. North-av.
51.	Nell Murley	3553 Elston-av.
52.	Frank C. Burke	1621 Milwaukee-av.
53.	J. J. Tagney	2093 Milwaukee-av.
54.	Joseph A. Swift	5430 S. Halsted-st.
55.	Frank McDermott	5443 Ashland-av.
56.	William J. Cronin	4246 5th-av.
57.	D. D. McCarthy	5305 S. Halsted-st.
58.	James A. Long	227 W. 60th-st.
59.	Terrence Moran	5634 Ada-st.
60.	M. J. O'Connor	7110 Emerald-av.
61.	John P. Smith	7043 Morgan-st.
62.	G. J. Leonard	11419 South Park-av.
63.	G. De Haan	9242 Cottage Grove-av.
64.	Frank S. Ryan	Comptroller's office, Co. bldg.
65.	Wm. P. Feeney	4328 Washington-bd.
66.	M. J. Collins	137 South Waller-av.
67.	John S. Clark	4260 Grand-av.

AT LARGE.

Roger C. Sullivan	2954 Washington-bd.
William Legner	916 N. Paulina-st.
John J. McLaughlin	9 S. LaSalle-st.
John McCarthy	Hotel Metropole
George E. Brennan	134 S. LaSalle-st.
Ben Rosenthal	111 Wabash-av.
John W. Eckhart	211 N. Carpenter-st.
Leslie P. Kelly	308 Baird-av.
Stephen A. Malato	155 N. Clark-st.
Edward J. Joyce	1528 Turner-av.
Thomas J. Webb	626 W. Randolph-st.
Frank H. McCulloch	1104 Merchants L. & T. bldg.
James Turnock	39, 35 N. Dearborn-st.

COUNTRY TOWNS.

William H. Stolte	Chicago Heights
J. J. O'Rourke	Harvey
Frank Keough	Lemont
Roscoe C. Hall	Oak Park
Walter A. Lantz	LaGrange
Louis Richter	Melrose Park
August Koelling	Arlington Heights
Charles Stoeffel	Cicero
Anthony Hirt	Winnetka

THE PROHIBITION CENTRAL COMMITTEE OF COOK COUNTY.

Headquarters—32, 68 W. Washington street.

Chairman—O. F. Sorber.

Vice-Chairman—W. F. Mulvihill.

Secretary—Edward E. Blake.

Treasurer—John Harper.

Executive Committee—William F. Mulvihill, John Harper, O. F. Sorber, Samuel A. Wilson, John E. Larsen, Avery E. Hoyt, Edward E. Blake.

WARD. MANAGING COMMITTEE.

1. Simeon W. Kling.....	957	Monadnock block
Oscar Odellus.....	661	Dearborn-av.
2. Walter H. Rogers.....	3241	Vernon-av.
Robert F. Mix.....	3210	Vernon-av.
3. George W. Doolittle.....	2441	Vernon-av.
C. J. Nyman.....	3349	Forest-av.
4. C. J. Morrison.....	3115	Lowe-av.
5. F. J. Reed.....	3613	Archer-av.
Stewart McDonald.....	3253	S. Irving-av.
6. E. B. Trubey.....	425	E. 42d-st.
W. A. Bowman.....	4017	Grand-bd.
7. W. F. Mulvihill.....	7024	Calumet-av.
A. R. Heath.....	5456	Lexington-av.
8. C. G. Osterberg.....	10008	Avenue L
H. N. Anderson.....	10000	Avenue L
9.....		
10. James L. Kostka.....	1836	S. Ashland-av.
11. George H. Van Dyke.....	1525	Hastings-st.
E. J. Ellis.....	934	W. 13th-st.
12. A. J. Terwell.....	3455	W. 23d-st.
William Berg.....	2443	S. St. Louis-av.
13. Otto F. Garner.....	2514	W. 31st-av.
Thomas H. Gault.....	3552	W. Congress-st.
14. Harry W. Hyatt.....	2003	W. Huron-st.
Joseph E. Miller.....	2146	W. Ohio-st.
15. C. K. Solberg.....	2626	Potomac-av.
J. G. Scovern.....	1447	N. Fairfield-av.
16. Dr. F. H. Booth.....	1627	W. North-av.
Edward Horth.....	1528	Holt-av.
17. John Nelson.....	1336	W. Ohio-st.
P. O. Soderstrom.....	1160	W. Huron-st.
18. Charles H. Mortimer.....	121	N. May-st.
19. Hugh M. Collins.....	1031	S. May-st.
J. Henry Bentz.....	1307	W. Van Buren-st.
20. Victor Behrens.....	2252	W. Jackson-bd.
J. P. Ellacott.....	1918	W. Congress-st.
21. O. F. Sorber.....	875	LaSalle-av.
H. V. Lyon.....	42	E. Oak-st.
22. Frank O'Brien.....	313	W. Erie-st.
Edward Fjellander.....	364	Wendell-st.
23. A. C. Lehman.....	1838	N. Halsted-st.
Alfred Lake.....	545	Gardell-av.
24. B. H. Sheppard.....	2037	Bissell-st.
William H. Hall.....	2032	Dayton-st.
25. Dudley G. Hays.....	1641	Eates-av.
J. G. Tysowski.....	818	Leland-av.
26. George R. Shirley.....	2124	Leland-av.
A. E. Hoyt.....	1720	Leland-av.
27. E. H. Parkinson.....	4552	N. 47th-ct.
A. O. Silversen.....	2649	N. Central Park-av.
28. E. L. Williamson.....	2520	Moffatt-st.
John E. Larsen.....	2713	Whipple-st.
29.....		
30. David J. Stewart.....	4424	Union-av.
Thomas G. Moore.....	4418	Emerald-av.
31. R. K. Hill.....	5939	Wentworth-av.
J. A. Williams.....	2248	W. 59th-st.
32. W. J. Myrtle.....	154	W. 67th-st.
John Bendixen.....	6547	Emerald-av.
33. A. H. Shrader.....	12129	Parnell-av.
34. Theodore Heintz.....	4326	W. 12th-st.
W. W. Slack.....	3151	S. 41st-av.
35. John Harper.....	42	N. 53d-av.
John C. Pirie.....	642	N. Pine-av.

EVANSTON.

Charles R. Jones.....
George Hoffman.....

COUNTRY DISTRICTS.

P. M. Guild.....Harvey
H. J. Lagerschulte.....Barrington
George A. Cressey.....Morgan Park
George W. Hoover.....Oak Park
F. W. Ellsworth.....River Forest

COOK COUNTY DELEGATE COMMITTEE OF THE SOCIALIST PARTY.

Headquarters—205 W. Washington-st., third floor.

Chairman—W. E. Rodriguez, 105 N. Kedzie-av.

Secretary—James P. Larsen, 205 W. Washington-st.

Executive Committee—Emil Kuhne, 4128 W. 21st-st.; Theodore Lippold, 5458 Augusta-st.; D. J. Bentall, 5432 Ingleside-av.; L. S. Manly, 1837 Washington-bd.; Frank Shiftersmith, 1439 N. Clark-st.; F. H. Krahl, 11 W. Erie-st.; Peter Miller, 1563 Sherman-av., Evanston, Ill.; Caroline Lowe, 205 W. Washington-st., fourth floor; Dr. J. W. Zeh, 4642 N. 46th-av.

DELEGATES TO THE COOK COUNTY DELEGATE COMMITTEE.

1. William Kent.....	814	S. State-st.
J. A. Ryan.....	814	S. State-st.
L. Farmer.....	814	S. State-st.
C. P. Morgenstein.....	132	E. 16th-st.
2. Henry Kohl.....	2303	Dearborn-st.
D. A. Clark.....	3133	Vernon-av.
3. A. C. Harms.....	3739	Indiana-av.
Charles J. Geist.....	3201	Indiana-av.
4. Christ Fairbaca.....	2226	Archer-av.
5. James Ward.....	3121	Archer-av.
6. A. J. Beyers.....	4532	Oakwald-av.
7. David J. Bentall.....	5432	Ingleside-av.
Bernard Berlyn.....	865	E. 63d-st.
* John C. Flora.....	6725	Langley-av.
Clarence W. Shaw.....	1355	E. 64th-st.
8. Thomas Houslager.....	9323	Luella-av.
9. Harry Wetustein.....	594	W. 12th-st.
10. Adolph Porcellus.....	1075	W. 15th-st.
11. William Rossmann.....	2033	Washburne-av.
12. Andrew Olson.....	2709	W. 22d-pl.
13. Walter Hurdson.....	2626	Adams-st.
14. Mary E. Gallagher.....	3228	Park-av.
15. I. Goldenstein.....	1325	N. Campbell-av.
J. Goldberg.....	52	Evergreen-av.
J. Levin.....	4309	Costello-av.
J. S. Hanson.....	313	Oakley-bd.
16. Louis Alster.....	1534	Milwaukee-av.
17. N. F. Holm.....	527	N. Center-av.
18. Charles Knute.....	1407	Washington-bd.
19. A. J. Dubin.....	1135	S. Halsted-st.
20. J. H. Dolsen.....	1753	W. Congress-st.
W. E. Rodriguez.....	1058	N. Kedzie-av.
L. S. Manly.....	1837	Washington-bd.
H. P. Jensen.....	215	S. Laflin-st.
M. A. Gurley.....	1629	Madison-st.
21. Charles Roux.....	1427	Sedgwick-st.
Frank Shiftersmith.....	1439	N. Clark-st.
John C. Teevaan.....	308	N. State-st.
F. H. Krahl.....	11	W. Erie-st.
22. T. J. Covocny.....	659	W. Division-st.
Vincent Verli.....	1019	Towsend-st.
23. Ernest A. Hoerich.....	950	Willow-st.
24. J. P. Uhlenbrock.....	2211	Bissell-st.
J. M. Barnes.....	2010	Osoozol-st.
25. W. H. James.....	846	Greenwood-ter.
G. E. Sundstrom.....	4309	N. Irving-av.
26. Emma Pischel.....	1440	Warner-av.
L. W. Hardy.....	3341	N. Leavitt-st.
27. Carl Strover.....	2557	Jefferson Park
Charles L. Schroeder.....	2657	Gresham-st.
W. F. Gubbins.....	2849	N. Spaulding-av.
M. J. Meyers.....	3144	N. California-av.
J. W. Zeh.....	4642	N. 46th-av.
E. M. Peterson.....	4753	Humboldt-av.
T. G. Manritzen.....	3135	Logan-bd.
Joseph M. Mason.....	3037	N. Spaulding-av.
28. Charles Halvorsen.....	2137	Kimball-av.
Mary O'Reilly.....	1903	Humboldt-bd.
William Peterson.....	2075	N. Western-av.
29. Oswald Fairbach.....	1256	W. 50th-st.
30. C. J. Peterson.....	4324	5th-av.
31. L. S. Meyer.....	5914	Winchester-av.
Charles Harchl.....	3544	W. 63d-st.
John Fawcett.....	6414	Lowe-av.
32. N. W. Nelson.....	1146	Indiana-av.
H. J. LeCren.....	11503	Michigan-av.
Benjamin Pefting.....	257	W. 11th-pl.
34. W. G. Zeller.....	1358	S. 41st-ct.
Mrs. Harriet Kuhne.....	4128	W. 22d-st.
35. C. M. Madsen.....	3328	Beach-av.
D. M. Madsen.....	3324	Beach-av.
Theodore Lippold.....	5458	Angusta-st.
Joseph L. Naylor.....	3320	Beach-av.

Bohemian Central Committee—Richard Maeck.....

.....2519 S. Kedzie-av.

Joseph Novak.....1223 Turner-av.

Karl Teringer.....9130 Mackinaw-av.

Joseph Ambroz.....5323 Wood-st.

Steve Skalla.....1337 W. 20th-st.

Chicago Heights—John Kamp.....44 S. Ada-st.
 A. J. Smith.....1413 Green-st.
 Cicero—Joseph Durrant.....Cicero
 Finnish Branch No. 1—Otto Wautin.....
 1244 Marianna-st.
 Evert Savela.....69 Washington-pl.
 Emil Lindfors.....1301 Wells-st.
 Huida Mikkoila.....1043 Rush-st.
 J. W. Sarihuo.....639 Sherman-pl.
 Albert Alenius.....3217 Osgood-st.
 Leo Hyttinen.....2709 Diversey-bd.
 German Central Committee—Fr. Kurtzen.....
 1761 Augusta-st.
 Ed. Rieckehr.....2158 Lincoln-av.
 I. Sommerfeld.....3521 North-av.
 A. Schweatke.....2059 Larrabee-st.
 G. Dreffus.....3745 Wilton-av.
 G. Hoerlich.....950 Willow-st.
 C. Becker.....552 Bissell-st.
 Mrs. Nettie Benrens.....2208 Sedgwick-st.
 Italian Branch—R. Pekos.....2453 Fillmore-st.
 Jewish Branch (Northwest Side)—Sam Gordon.....
 1738 W. Division-st.
 Jewish Branch (west side)—Morris Seskind.....
 1649 Washburne-av.
 I. V. Levinson.....1219 S. Morgan-st.
 George Yafia.....175 Newberry-av.
 Lettish Branch—A. Johnson.....513 N. Lawndale-av.
 A. Skadin.....2017 Washburne-av.
 E. Egilt.....645 Trumbull-av.
 O. Weissman.....2558 Cornellia-st.
 C. Guttman.....314 Paulina-st.

John Miller.....3738 W. Chicago-av.
 I. Anderson.....328 N. Homan-av.
 Lithuanian Branch (29th Ward)—D. Motuz.....
 4304 S. Wood-st.
 F. Strynecki.....462 S. Ashland-av.
 Maywood-Melrose—George Chant.....1507 15th-av.
 P. Anderson.....306 N. 3d-av.
 Oak Park—Ed Peterson.....522 Highland-av.
 Polish Branch (12th Ward)—M. Kulczynski.....
 2923 W. 25th-pl.
 Polish Branch (16th Ward)—K. Ginejt.....
 959 Milwaukee-av.
 Polish Branch (33d ward)—J. Raciborsky.....
 11351 Fulton-av., Pullman
 Lettish Branch (Pullman)—A. Lyman.....
 11444 Stephenson-av.
 Ridgeville—W. P. Trenbeth.....1319 Welsley-av., Evanston
 Russian Branch No. 4—Michael Altshuler.....
 1517 Ogden-av.
 Russian Branch No. 9—J. Charnovitch.....
 Room 1101 Monadnock building
 Scandinavian Branch (Lake View)—Henry Berg-
 strom.....3231 Seminary-av.
 No. 1—Claus Nicoll.....1355 N. 40th-st.
 South Slavic Branch—Frank Petrich.....
 1830 S. Center-av.
 Joseph Zavertnik.....2821 S. 40th-av.
 Frank Fodilpec.....2704 Avers-av.
 Slovenian Branch—Joseph Svozy.....2321 S. Avers-av.
 Brookfield—W. J. Mallett.....Brookfield, Ill.
 Forest Park—H. A. Sommer.....7556 Erown-av.
 Thornton—J. D. Coale.....14633 Peoria-st., Harvey

GREAT OCEAN STEAMSHIPS.

Name.	Reg.	L'th.	B'th	Name.	Reg.	L'th.	B'th	Name.	Reg.	L'th.	B'th
	ton/	ge.	Ft. Ft.		ton/	ge.	Ft. Ft.		ton/	ge.	Ft. Ft.
Europa (building).....	50,090	911	96	Canada.....	14,009	500	60	Medic.....	11,985	550	63
Olympic.....	45,000	890	92	Aeon.....	14,000	485	60	Zelick.....	11,973	550	63
Titanic.....	45,000	890	92	Verona.....	14,000	485	60	Perland.....	11,905	561	60
Mauretania.....	32,000	790	83	Tac marna.....	14,000	485	60	Haverford.....	11,635	531	59
Lusitania.....	32,000	790	83	Sat Anna.....	14,000	500	60	St. Louis.....	11,629	535	63
George Washington.....	27,000	722	78	Mongolia.....	13,639	600	65	St. Paul.....	11,629	535	63
K. Aug. Victoria.....	24,581	677	77	Carpathia.....	13,603	540	63	Merion.....	11,621	530	59
Adriatic.....	24,541	726	75	Oretic.....	13,507	582	60	Bremen.....	11,570	550	60
Rotterdam.....	24,170	668	77	Patricia.....	13,424	560	62	Batavia.....	11,490	501	62
Baltic.....	23,876	726	75	Minneapolis.....	13,401	600	66	Corsican.....	11,436	500	61
Amerika.....	22,622	687	74	Minnewaska.....	13,401	600	66	Romanic.....	11,394	550	59
Cedric.....	21,035	680	75	Minnetonka.....	13,398	600	66	La Savaine.....	11,168	563	69
Celtic.....	20,904	680	75	Pennsylvania.....	13,333	559	62	La Lorraine.....	11,146	563	69
Minnesota.....	20,718	622	73	Pretoria.....	13,233	561	62	Chicago.....	11,103	326	57
Caronia.....	19,534	650	72	Graf Waldersee.....	13,193	561	62	Barbarossa.....	10,915	526	60
Carmania.....	19,524	650	72	Grosser Kurfurst.....	13,182	560	62	New York.....	10,798	517	63
Kronp. Cecile.....	19,500	706	72	Cyrcic.....	13,096	585	64	Philadelphia.....	10,786	527	63
Aeneas.....	19,500	500	60	Olympic.....	13,000	477	56	Virginal.....	10,754	520	60
Kaiser Wilhelm II.....	19,361	684	72	Kenilworth Castle.....	12,975	670	65	Scotian.....	10,750	540	60
Lapland.....	18,694	620	70	Lucania.....	12,952	601	65	Konigin Luise.....	10,711	623	60
President Lincoln.....	18,074	616	68	Campania.....	12,950	650	72	Friedrich der Grosse.....	10,695	623	69
President Grant.....	18,072	616	68	Finland.....	12,760	578	60	Konig Albert.....	10,643	499	60
Francia.....	18,000	625	72	Kroonland.....	12,760	560	60	Victorian.....	10,629	520	60
Berlin.....	17,324	612	70	Walmer Castle.....	12,546	570	64	Slavonia.....	10,606	510	59
Oceanic.....	17,274	685	68	Noordam.....	12,534	550	62	Tunesian.....	10,576	500	59
Pr. Fr. Wilhelm.....	17,084	613	63	Ryndam.....	12,527	550	62	Hamburg.....	10,531	499	60
Cleveland.....	17,000	608	65	Potsdam.....	12,522	550	63	Marmora.....	10,509	530	60
Cincinnati.....	17,000	608	65	Suevic.....	12,500	550	63	Statendam.....	10,491	515	60
New Amsterdam.....	16,697	600	69	Runic.....	12,482	550	63	Devonian.....	10,418	552	59
Deutschland.....	16,602	661	67	Saxon.....	12,355	570	64	Winnifredian.....	10,405	552	59
Mezantic.....	15,877	565	67	Moltke.....	12,335	525	62	Utonia.....	10,405	500	57
Arabic.....	15,801	616	65	Blucher.....	12,334	525	62	Bavarian.....	10,387	501	59
Republic.....	15,378	570	68	Ionic.....	12,232	500	63	Majestic.....	10,147	565	53
Kronprinz Wilhelm.....	14,908	637	66	Corinthic.....	12,231	500	63	Amazon.....	10,100	513	60
Laurentic.....	14,892	565	67	Canopic.....	12,197	584	59	United States.....	10,091	515	63
La Provence.....	14,744	602	65	Vanderland.....	12,018	560	60	Hellig Olav.....	10,085	500	58
Empress of Ireland.....	14,500	549	66	America.....	12,000	506	56	George.....	10,077	501	55
Kaiser Wm. d. Grosse.....	14,249	626	66	Duca degli Abruzzi.....	12,000	476	54	Main.....	10,058	501	53
Saxonia.....	14,231	580	64	Duca d'Aosta.....	12,000	476	54	Annonia.....	10,000	501	59
Empress of Britain.....	14,189	549	65	Duca di Genova.....	12,000	476	54	Oscar II.....	10,000	515	59
Ivernia.....	14,058	582	63	Cameroon.....	12,000	540	60				

FAMOUS STREETS OF THE WORLD.

Berlin—Unter den Linden.
 Buenos Aires—Avenida de Mayo.
 Chicago—State Street.
 City of Mexico—Paseo de la Reforma.
 Cleveland—Euclid avenue.
 Dublin—Sackville street.
 Edinburgh—Princes street,
 London—Fleet street and the Strand.
 Madrid—Paseo del Prado.
 Munich—Ludwigstrasse.
 New Orleans—Canal street.
 New York—Broadway.
 Paris—Avenue des Champs Elysees.
 Philadelphia—Chestnut street.
 Rio de Janeiro—Avenida Central.
 Rome—The Corso.
 San Francisco—Market street.
 St. Petersburg—Nevski Prospect.
 Vienna—Ringstrasse.
 Washington—Pennsylvania-av.

ELECTORAL VOTE BY STATES (1896-1908).

STATE.	1908.				1904.				1900.				1896.				STATE.	1908.				1904.				1900.				1896.									
	Taft, R.	Bryan, D.	Roosevelt, R.	Par-ker, D.	McKin-ley, R.	Bryan, D.	McKin-ley, R.	Bryan, D.	Taft, R.	Bryan, D.	Roosevelt, R.	Par-ker, D.	McKin-ley, R.	Bryan, D.	Taft, R.	Bryan, D.		Roosevelt, R.	Par-ker, D.	McKin-ley, R.	Bryan, D.	Taft, R.	Bryan, D.	Roosevelt, R.	Par-ker, D.	McKin-ley, R.	Bryan, D.	Taft, R.	Bryan, D.	Roosevelt, R.	Par-ker, D.	McKin-ley, R.	Bryan, D.						
Alabama.....	11	9	11	11	11	11	11	11	Nevada.....	3	3	3	3	3	3	3	3	3	3	3	3	3	3	3	3	3	3	3	3	3	3	3	3	3					
Arkansas.....	10	5	10	10	9	8	8	8	New Hampshire.....	4	4	4	4	4	4	4	4	4	4	4	4	4	4	4	4	4	4	4	4	4	4	4	4	4					
California.....	5	10	5	5	5	5	5	5	New Jersey.....	13	12	12	12	12	12	12	12	12	12	12	12	12	12	12	12	12	12	12	12	12	12	12	12	12	12				
Colorado.....	3	7	3	3	3	3	3	3	New York.....	32	29	29	29	29	29	29	29	29	29	29	29	29	29	29	29	29	29	29	29	29	29	29	29	29	29				
Connecticut.....	3	3	3	3	3	3	3	3	North Carolina.....	4	4	4	4	4	4	4	4	4	4	4	4	4	4	4	4	4	4	4	4	4	4	4	4	4	4	4			
Delaware.....	3	3	3	3	3	3	3	3	North Dakota.....	4	4	4	4	4	4	4	4	4	4	4	4	4	4	4	4	4	4	4	4	4	4	4	4	4	4	4			
Florida.....	5	5	5	5	5	5	5	5	Ohio.....	23	23	23	23	23	23	23	23	23	23	23	23	23	23	23	23	23	23	23	23	23	23	23	23	23	23	23	23		
Georgia.....	13	13	13	13	13	13	13	13	Oklahoma.....	7	7	7	7	7	7	7	7	7	7	7	7	7	7	7	7	7	7	7	7	7	7	7	7	7	7	7			
Idaho.....	3	3	3	3	3	3	3	3	Oregon.....	4	4	4	4	4	4	4	4	4	4	4	4	4	4	4	4	4	4	4	4	4	4	4	4	4	4	4			
Illinois.....	27	27	27	27	24	24	24	24	Pennsylvania.....	34	34	34	34	34	34	34	34	34	34	34	34	34	34	34	34	34	34	34	34	34	34	34	34	34	34	34			
Indiana.....	15	15	15	15	15	15	15	15	Rhode Island.....	4	4	4	4	4	4	4	4	4	4	4	4	4	4	4	4	4	4	4	4	4	4	4	4	4	4	4			
Iowa.....	13	13	13	13	13	13	13	13	South Carolina.....	9	9	9	9	9	9	9	9	9	9	9	9	9	9	9	9	9	9	9	9	9	9	9	9	9	9	9	9		
Kansas.....	10	10	10	10	10	10	10	10	South Dakota.....	4	4	4	4	4	4	4	4	4	4	4	4	4	4	4	4	4	4	4	4	4	4	4	4	4	4	4	4	4	
Kentucky.....	13	13	13	13	13	13	13	13	Tennessee.....	12	12	12	12	12	12	12	12	12	12	12	12	12	12	12	12	12	12	12	12	12	12	12	12	12	12	12	12	12	
Louisiana.....	9	9	9	9	9	9	9	9	Texas.....	18	18	18	18	18	18	18	18	18	18	18	18	18	18	18	18	18	18	18	18	18	18	18	18	18	18	18	18	18	
Maine.....	6	6	6	6	6	6	6	6	Utah.....	3	3	3	3	3	3	3	3	3	3	3	3	3	3	3	3	3	3	3	3	3	3	3	3	3	3	3	3		
Maryland.....	2	6	1	7	8	8	8	8	Vermont.....	4	4	4	4	4	4	4	4	4	4	4	4	4	4	4	4	4	4	4	4	4	4	4	4	4	4	4	4		
Massachusetts.....	16	16	16	16	15	15	15	15	Virginia.....	12	12	12	12	12	12	12	12	12	12	12	12	12	12	12	12	12	12	12	12	12	12	12	12	12	12	12	12		
Michigan.....	14	14	14	14	14	14	14	14	Washington.....	5	5	5	5	5	5	5	5	5	5	5	5	5	5	5	5	5	5	5	5	5	5	5	5	5	5	5	5	5	
Minnesota.....	11	11	11	11	9	9	9	9	West Virginia.....	7	7	7	7	7	7	7	7	7	7	7	7	7	7	7	7	7	7	7	7	7	7	7	7	7	7	7	7	7	
Mississippi.....	10	10	10	10	9	9	9	9	Wisconsin.....	13	13	13	13	13	13	13	13	13	13	13	13	13	13	13	13	13	13	13	13	13	13	13	13	13	13	13	13	13	13
Missouri.....	18	18	18	18	17	17	17	17	Wyoming.....	3	3	3	3	3	3	3	3	3	3	3	3	3	3	3	3	3	3	3	3	3	3	3	3	3	3	3	3	3	3
Montana.....	3	3	3	3	3	3	3	3	Total.....	321	162	336	140	292	155	271	171	171	171	171	171	171	171	171	171	171	171	171	171	171	171	171	171	171	171	171	171		
Nebraska.....	8	8	8	8	8	8	8	8																															

HIGHEST POINT IN EACH STATE.

[Compiled by N. H. Darton of the United States geological survey.]

State and place.	Elevation.	State and place.	Elevation.
Alabama, Che-ah-ha mountain.....	2,407	Montana, Granite peak.....	12,824
Alaska, Mount McKinley.....	20,390	Nebraska, plains in southwestern corner.....	5,390
Arizona, San Francisco peak.....	12,611	Nevada, Wheeler peak.....	13,053
Arkansas, Magazine mountain.....	2,800	New Hampshire, Mount Washington.....	6,290
California, Mount Whitney.....	14,501	New Jersey, High Point.....	1,809
Colorado, Mount Elbert.....	14,438	New Mexico, peak near Truchas peak.....	13,306
Connecticut, Bear mountain.....	2,355	New York, Mount Marcy.....	5,344
Delaware, near Brandywine.....	440	North Carolina, Mount Mitchell.....	6,711
District of Columbia, Fort Reno.....	421	North Dakota, south part of Bowman county.....	3,503
Florida, near Mount Pleasant station.....	301	Ohio, 1½ miles east of Bellefontaine.....	1,540
Georgia, Brasstown Bald mountain.....	4,768	Oklahoma, near Kenton.....	4,700
Idaho, Hyndman peak.....	12,078	Oregon, Mount Hood.....	11,225
Illinois, Charles mound, Jo Daviess county.....	1,257	Pennsylvania, Blue Knob.....	3,136
Indiana, near summit Randolph county.....	1,285	Rhode Island, Durfee hill.....	805
Iowa, five miles southeast of Sibley.....	1,670	South Carolina, Sassafras mountain.....	3,548
Kansas, west boundary no. of Arkansas river.....	4,135	South Dakota, Harney peak.....	7,240
Kentucky, The Double, Harlem county.....	4,100	Tennessee, Mount Guyot.....	6,536
Louisiana, summits in western parishes.....	400	Texas, El Capitan, Guadalupe mountain.....	8,690
Maine, Mount Katahdin (west).....	5,228	Utah, Mount Emmons.....	13,428
Maryland, Backbone mountain.....	3,400	Vermont, Mount Mansfield.....	4,406
Massachusetts, Mount Greylock.....	3,507	Virginia, Mount Rogers.....	5,719
Michigan, Porcupine mountain.....	2,023	Washington, Mount Rainier.....	14,363
Minnesota, Misquah hills, Cook county.....	2,230	West Virginia, Spruce Knob.....	4,860
Mississippi, near Holly Springs.....	502	Wisconsin, Rib hill, Marathon county.....	1,940
Missouri, Tom Sauk mountain.....	1,890	Wyoming, Mount Gannett.....	13,736

DISASTROUS FLOOD AT AUSTIN, PA.

Seventy-four lives were lost at Austin, Pa., on the afternoon of Sept. 30, 1911, by the bursting of the Bayliss Pulp and Paper company's dam, a mile and a half north of the town. Near the dam, which was of concrete, 700,000 cords of wood had been stored for future use by the company. This wood was swept away by the suddenly released waters and helped to overwhelm the frame buildings in the town. Nearly all structures on an area about half a mile wide by one and three-fourths miles long were destroyed either by the flood or by a fire which was caused by broken gas mains. It was at first reported that from 850 to 1,200 persons had

been killed, but this proved a gross exaggeration. It was claimed that the dam had been considered unsafe, but that no adequate repairs had been attempted. It held back more than 500,000,000 gallons of water. The total property loss was estimated at \$6,000,000.

Austin in 1910 had a population of 2,941. It is in Potter county, in the northern central part of Pennsylvania. Freeman run, a mill stream, flows through the town and empties into Sinnemahoning creek. The town is built in a narrow valley on the banks of the stream, down which the flood came.

LONGEST RIVERS OF THE WORLD.

River.	Miles in length.	River.	Miles in length.	River.	Miles in length.	River.	Miles in length.
Mississippi.....	3,670	Yangtsekiang.....	3,000	Mekong.....	2,600	Hwangho.....	2,300
Missouri.....	4,194	LaPlata.....	2,950	Niger.....	2,600	Yukon.....	2,050
Nile.....	3,670	Lena.....	2,860	Yenisei.....	2,600	Colorado.....	2,000
Amazon.....	3,300	Kongo.....	2,800	Volga.....	2,325	Indus.....	2,000
Ob.....	3,235	Amur.....	2,700				

PAST POLITICAL COMPLEXION OF THE STATES.

R., republican; W., whig; D., democratic; U., union; A., American; A. M., anti-Masonic; N. R., national republican; P., populist.

STATE.	1838.	1852.	1856.	1860.	1864.	1868.	1872.	1876.	1880.	1884.	1888.	1892.	1896.	1900.	1904.	1908.
	Alabama.....	D.	D.	D.	D.	D.	D.	D.	D.	D.	D.	D.	D.	D.	D.	D.
Arkansas.....	D.	D.	D.	D.	D.	D.	D.	D.	D.	D.	D.	D.	D.	D.	D.	D.
California.....	D.	D.	D.	D.	D.	D.	D.	D.	D.	D.	D.	D.	D.	D.	D.	D.
Colorado.....	R.	N. R.	D.	W.	W.	W.	D.	D.	D.	D.	D.	D.	D.	D.	D.	D.
Connecticut.....	R.	N. R.	D.	W.	W.	W.	D.	D.	D.	D.	D.	D.	D.	D.	D.	D.
Delaware.....	R.	N. R.	W.	W.	W.	D.	D.	D.	D.	D.	D.	D.	D.	D.	D.	D.
Florida.....	D.	D.	W.	W.	D.	W.	D.	D.	D.	D.	D.	D.	D.	D.	D.	D.
Georgia.....	D.	D.	W.	W.	D.	W.	D.	D.	D.	D.	D.	D.	D.	D.	D.	D.
Idaho.....	D.	D.	W.	W.	D.	W.	D.	D.	D.	D.	D.	D.	D.	D.	D.	D.
Illinois.....	D.	D.	D.	D.	D.	D.	D.	D.	D.	D.	D.	D.	D.	D.	D.	D.
Indiana.....	D.	D.	W.	W.	D.	D.	D.	D.	D.	D.	D.	D.	D.	D.	D.	D.
Iowa.....	D.	D.	D.	D.	D.	D.	D.	D.	D.	D.	D.	D.	D.	D.	D.	D.
Kansas.....	D.	N. R.	W.	W.	W.	W.	D.	D.	D.	D.	D.	D.	D.	D.	D.	D.
Kentucky.....	D.	N. R.	W.	W.	W.	W.	D.	D.	D.	D.	D.	D.	D.	D.	D.	D.
Louisiana.....	D.	D.	D.	D.	D.	D.	D.	D.	D.	D.	D.	D.	D.	D.	D.	D.
Maine.....	R.	D.	D.	D.	D.	D.	D.	D.	D.	D.	D.	D.	D.	D.	D.	D.
Maryland.....	R.	N. R.	W.	W.	W.	W.	D.	D.	D.	D.	D.	D.	D.	D.	D.	D.
Massachusetts.....	R.	N. R.	W.	W.	W.	W.	D.	D.	D.	D.	D.	D.	D.	D.	D.	D.
Michigan.....	D.	D.	D.	D.	D.	D.	D.	D.	D.	D.	D.	D.	D.	D.	D.	D.
Minnesota.....	D.	D.	D.	D.	D.	D.	D.	D.	D.	D.	D.	D.	D.	D.	D.	D.
Mississippi.....	D.	D.	D.	D.	D.	D.	D.	D.	D.	D.	D.	D.	D.	D.	D.	D.
Missouri.....	D.	D.	D.	D.	D.	D.	D.	D.	D.	D.	D.	D.	D.	D.	D.	D.
Montana.....	D.	D.	D.	D.	D.	D.	D.	D.	D.	D.	D.	D.	D.	D.	D.	D.
Nebraska.....	D.	D.	D.	D.	D.	D.	D.	D.	D.	D.	D.	D.	D.	D.	D.	D.
Nevada.....	D.	D.	D.	D.	D.	D.	D.	D.	D.	D.	D.	D.	D.	D.	D.	D.
New Hampshire.....	R.	D.	D.	D.	D.	D.	D.	D.	D.	D.	D.	D.	D.	D.	D.	D.
New Jersey.....	R.	D.	W.	W.	W.	W.	D.	D.	D.	D.	D.	D.	D.	D.	D.	D.
New York.....	D.	D.	D.	D.	D.	D.	D.	D.	D.	D.	D.	D.	D.	D.	D.	D.
North Carolina.....	D.	D.	D.	D.	D.	D.	D.	D.	D.	D.	D.	D.	D.	D.	D.	D.
North Dakota.....	D.	D.	D.	D.	D.	D.	D.	D.	D.	D.	D.	D.	D.	D.	D.	D.
Ohio.....	D.	D.	W.	W.	W.	D.	D.	D.	D.	D.	D.	D.	D.	D.	D.	D.
Oklahoma.....	D.	D.	D.	D.	D.	D.	D.	D.	D.	D.	D.	D.	D.	D.	D.	D.
Oregon.....	D.	D.	D.	D.	D.	D.	D.	D.	D.	D.	D.	D.	D.	D.	D.	D.
Pennsylvania.....	D.	D.	D.	D.	D.	D.	D.	D.	D.	D.	D.	D.	D.	D.	D.	D.
Rhode Island.....	R.	N. R.	D.	W.	W.	W.	D.	D.	D.	D.	D.	D.	D.	D.	D.	D.
South Carolina.....	D.	W.	W.	D.	D.	D.	D.	D.	D.	D.	D.	D.	D.	D.	D.	D.
South Dakota.....	D.	D.	D.	D.	D.	D.	D.	D.	D.	D.	D.	D.	D.	D.	D.	D.
Tennessee.....	D.	D.	W.	W.	W.	W.	D.	D.	D.	D.	D.	D.	D.	D.	D.	D.
Texas.....	D.	D.	W.	W.	W.	W.	D.	D.	D.	D.	D.	D.	D.	D.	D.	D.
Utah.....	D.	D.	D.	D.	D.	D.	D.	D.	D.	D.	D.	D.	D.	D.	D.	D.
Vermont.....	R.	A. M.	W.	W.	W.	W.	D.	D.	D.	D.	D.	D.	D.	D.	D.	D.
Virginia.....	D.	D.	D.	D.	D.	D.	D.	D.	D.	D.	D.	D.	D.	D.	D.	D.
Washington.....	D.	D.	D.	D.	D.	D.	D.	D.	D.	D.	D.	D.	D.	D.	D.	D.
West Virginia.....	D.	D.	D.	D.	D.	D.	D.	D.	D.	D.	D.	D.	D.	D.	D.	D.
Wisconsin.....	D.	D.	D.	D.	D.	D.	D.	D.	D.	D.	D.	D.	D.	D.	D.	D.
Wyoming.....	D.	D.	D.	D.	D.	D.	D.	D.	D.	D.	D.	D.	D.	D.	D.	D.

In five states in 1892 the electoral vote was divided: California gave 8 electoral votes for Cleveland and 1 for Harrison and Ohio gave 1 for Cleveland and 22 for Harrison; in Michigan, by act of the legislature, each congressional district voted separately for an elector; in Oregon 1 of the 4 candidates for electors on the people's party ticket was also on the democratic ticket; in North Dakota 1 of the 2 people's party electors cast his vote

for Cleveland, this causing the electoral vote of the state to be equally divided among Cleveland, Harrison and Weaver. In 1896 California gave 8 electoral votes to McKinley and 1 to Bryan; Kentucky gave 12 to McKinley and 1 to Bryan. In Maryland in 1904 7 of the presidential electors chosen were democrats and 1 republican. In 1908 Maryland elected 6 democratic and 2 republican electors.

PARTY LINES IN CONGRESS SINCE 1831.

CONGRESS.	Years.	SENATE.			HOUSE.			CONGRESS.	Years.	SENATE.			HOUSE.		
		Rep.	Dem.	Ind.	Rep.	Dem.	Ind.			Rep.	Dem.	Ind.	Rep.	Dem.	Ind.
47th.....	1831-1833	37	38	1	146	138	10	55th.....	1897-1899	46	88	1	206	134	16
48th.....	1833-1835	40	36	1	121	198	1	56th.....	1899-1901	53	96	1	185	163	9
49th.....	1835-1837	42	34	1	120	204	1	57th.....	1901-1903	56	34	1	198	153	6
50th.....	1837-1839	39	37	1	153	168	4	58th.....	1903-1905	58	37	1	206	174	2
51st.....	1839-1841	39	37	1	196	150	8	59th.....	1905-1907	58	37	1	250	196	1
52d.....	1841-1843	47	39	2	88	236	8	60th.....	1907-1909	61	30	2	222	164	1
53d.....	1843-1845	38	44	3	126	220	9	61st.....	1909-1911	59	44	3	219	172	1
54th.....	1845-1847	42	39	5	246	104	7	62d.....	1911-1913	51	39	5	228	162	1

*Socialist.

ORDER OF PRESIDENTIAL SUCCESSION.

In case of the removal, death, resignation or inability of both the president and vice-president, then the secretary of state shall act as president until the disability of the president or vice-president is removed or a president is elected. The rest of the order of succession is: Secretary of the

treasury, secretary of war, attorney-general, post-master-general, secretary of the navy, secretary of the interior, secretary of agriculture and secretary of commerce and labor. The acting president, in case congress is not in session, must call a special session, giving twenty days' notice.

APPORTIONMENT OF REPRESENTATIVES.

Under each census since the formation of the government.

STATE.	Admitted.	Constitu- tion, Ratio 30,000.	1st census. Ratio 33,000.	2d census. Ratio 33,000.	3d census. Ratio 33,000.	4th census. Ratio 40,000.	5th census. Ratio 47,000.	6th census. Ratio 70,000.	7th census. Ratio 93,423.	8th census. Ratio 127,381.	9th census. Ratio 151,425.	10th census. Ratio 173,901.	11th census. Ratio 194,182.	12th census. Ratio 211,450.	13th census. Ratio 211,450.
Alabama.....	1819														10
Arizona.....	1911					8	5	7	7	6	8	8	9	9	1
Arkansas.....	1836							1	2	3	4	5	6	7	7
California.....	1850								2	3	4	5	6	7	11
Colorado.....	1876									1	1	2	3	4	4
Connecticut.....		5	7	7		6	6	4	4	4	4	4	4	5	5
Delaware.....		1	1	1	2	1	1	1	1	1	1	1	1	1	4
Florida.....	1845								1	1	2	2	3	3	1
Georgia.....		3	2	4	6	7	9	8	8	7	9	10	11	11	12
Idaho.....	1890									14	19	20	21	22	27
Illinois.....	1818					1	3	7	9	11	13	15	15	15	13
Indiana.....	1816					3	7	10	11	11	13	15	15	13	13
Iowa.....	1846									6	6	7	8	8	8
Kansas.....	1861									1	1	1	1	1	8
Kentucky.....	1792		2	6	10	12	13	10	10	9	10	11	11	11	8
Louisiana.....	1812					3	3	4	4	5	6	6	6	6	8
Maine.....	1820					7	8	7	6	6	5	5	4	4	4
Maryland.....		6	8	9	9	9	8	6	6	5	5	6	6	6	6
Massachusetts.....		8	14	17	20	13	12	10	11	10	11	12	13	14	16
Michigan.....	1837							3	4	6	9	9	11	12	13
Minnesota.....	1858								2	2	3	3	3	3	10
Mississippi.....	1817					1	2	4	5	5	6	6	7	7	8
Missouri.....	1821					1	2	5	7	9	13	14	15	16	16
Montana.....	1889									1	1	1	1	1	2
Nebraska.....	1867									1	1	1	1	1	6
Nevada.....	1864									1	1	1	1	1	1
New Hampshire.....		3	4	5	6	6	5	4	3	3	3	2	2	2	2
New Jersey.....		4	5	6	6	6	6	5	5	5	7	7	8	10	12
New Mexico.....	1911														1
New York.....		6	10	17	27	34	40	34	33	31	33	34	34	37	43
North Carolina.....		5	10	12	13	13	13	9	8	7	8	9	9	10	10
North Dakota.....	1889														2
Ohio.....	1802				6	14	19	21	21	19	20	21	21	21	23
Oklahoma.....	1907														2
Oregon.....	1859									1	1	1	2	2	3
Pennsylvania.....		8	13	18	23	28	28	24	25	24	27	28	30	32	36
Rhode Island.....		1	2	2	2	2	2	2	2	2	2	2	2	2	3
South Carolina.....		5	6	8	9	9	9	7	6	4	5	7	7	7	7
South Dakota.....	1889														3
Tennessee.....	1796			3	6	9	13	11	10	8	10	10	10	10	10
Texas.....	1845									2	4	6	11	13	18
Utah.....	1895														2
Vermont.....	1791			2	4	5	5	4	3	3	3	2	2	2	2
Virginia.....		10	19	22	23	22	21	15	13	11	9	10	10	10	10
Washington.....	1889														5
West Virginia.....	1863														5
Wisconsin.....	1848								3	6	8	9	10	11	11
Wyoming.....	1890														1
Total.....		65	105	141	181	213	240	223	237	245	233	332	357	391	43

SPEAKERS OF THE HOUSE.

CON- GRESS.	Years.	Name.	State.	Born	Died	CON- GRESS.	Years.	Name.	State.	Born	Died
1.....	1789-91	F. A. Muhlenberg.....	Pa.	1750	1801	29.....	1845-47	J. W. Davis.....	Ind.	1799	1850
2.....	1791-93	J. Trumbull.....	Conn.	1740	1809	30.....	1847-49	R. C. Winthrop.....	Mass.	1809	1894
3.....	1793-95	F. A. Muhlenberg.....	Pa.	1750	1801	31.....	1849-51	Howell Cobb.....	Ga.	1815	1868
4-5.....	1795-99	Jonathan Dayton.....	N. J.	1760	1824	32-33.....	1851-55	Linn Boyd.....	Ky.	1800	1859
7-9.....	1801-07	Theodore Sedgwick.....	Mass.	1746	1813	34.....	1856-57	N. P. Banks.....	Mass.	1816	1894
10-11.....	1807-11	Nathaniel Bacon.....	N. C.	1757	1837	35.....	1857-59	James L. Orr.....	S. C.	1822	1873
12-13.....	1811-14	J. B. Varnum.....	Mass.	1750	1821	36.....	1860-61	W. Pennington.....	N. J.	1796	1862
13.....	1814-15	Henry Clay.....	Ky.	1777	1852	37.....	1861-63	G. A. Grow.....	Pa.	1823	1907
14-16.....	1815-20	Langdon Cheves.....	S. C.	1776	1857	38-40.....	1863-69	S. Colfax.....	Ind.	1823	1885
16.....	1820-21	Henry Clay.....	Ky.	1777	1852	41-43.....	1869-75	J. G. Blaine.....	Me.	1830	1883
17.....	1821-23	J. P. Taylor.....	N. Y.	1784	1854	44.....	1875-76	M. C. Kerr.....	Ind.	1827	1876
18.....	1823-25	P. P. Barbour.....	Va.	1783	1841	44-46.....	1876-81	S. J. Randall.....	Pa.	1828	1890
19.....	1825-27	Henry Clay.....	Ky.	1777	1852	47.....	1881-83	J. W. Keifer.....	O.	1836	1900
20-23.....	1827-34	J. W. Taylor.....	N. Y.	1784	1854	48-50.....	1883-89	J. G. Carlisle.....	Ky.	1855	1910
24.....	1834-35	A. Stevenson.....	Va.	1784	1857	51.....	1889-91	Thomas B. Reed.....	Me.	1839	1902
25.....	1835-39	John Bell.....	Tenn.	1797	1839	52-53.....	1891-93	C. F. Crisp.....	Ga.	1845	1896
24-25.....	1835-39	James K. Polk.....	Tenn.	1785	1849	54-55.....	1895-99	Thomas B. Reed.....	Me.	1839	1902
27.....	1839-41	R. M. T. Hunter.....	Va.	1808	1887	56-57.....	1899-03	D. B. Henderson.....	Iowa	1840	1906
27.....	1841-43	John White.....	Ky.	1805	1845	58-61.....	1903-11	J. G. Cannon.....	Ill.	1836	1902
28.....	1843-45	J. W. Jones.....	Va.	1805	1848	62.....	1911-12	Champ Clark.....	Mo.	1850	1900

WEDDING ANNIVERSARIES.

First—Cotton.	Seventh—Woolen.	Fifteenth—Crystal.	Fortieth—Ruby.
Second—Paper.	Tenth—Tin.	Twentieth—China.	Fiftieth—Golden.
Third—Leather.	Twelfth—Silk and linen.	Twenty-fifth—Silver.	Seventy-fifth—Diamond.
Fifth—Wooden.		Thirtieth—Pearl.	

PRESIDENTIAL VOTE (1829-1908).

Yr.	Candidate.	Party.	Popular vote.	Per cent.	Electoral vote.	Yr.	Candidate.	Party.	Popular vote.	Per cent.	Electoral vote.
1828	Jackson.....	Democrat..	647,231	55.97	178	1880	Dow.....	Prohibition	10,487	.11
1828	Adams.....	Federal.....	509,097	44.03	83	1880	Phelps.....	American..	707	.01
1832	Jackson.....	Democrat..	687,502	54.26	219	1884	Cleveland..	Democrat..	4,911,017	48.89	219
1832	Clay.....	Whig.....	530,189	42.59	49	1884	Blaine.....	Republican	4,948,334	48.27	182
1832	Floyd.....	Whig.....	11	1884	Butler.....	Greenback.	133,825	1.33
1832	Wirt.....	Anti-M.....	7	1884	S. John.....	Prohibition	151,809	1.51
1836	Van Buren..	Democrat..	761,549	50.83	170	1888	Cleveland..	Democrat..	5,540,050	48.46	163
1836	Harrison..	Whig.....	73	1888	Harrison..	Republican	5,444,337	47.82	233
1836	White.....	Whig.....	28	1888	Streeter..	Union Lab.	148,987	1.29
1836	Webster..	Whig.....	736,656	49.17	14	1888	Flsk.....	Prohibition	250,125	2.20
1840	Mangum..	Whig.....	11	1888	Cowdrey..	United Lab	2,808	.03
1840	Van Buren..	Democrat..	1,128,702	46.82	60	1892	Cleveland..	Democrat..	5,554,414	46.04	277
1840	Harrison..	Whig.....	1,275,017	52.89	234	1892	Harrison..	Republican	5,190,802	43.02	145
1844	Birney.....	Liberty.....	7,059	.39	1892	Bidwell..	Prohibition	271,058	2.24
1844	Polk.....	Democrat..	1,337,243	49.55	170	1892	Weaver.....	People's... Socialist...	1,027,329	8.51	22
1844	Clay.....	Whig.....	1,229,098	48.14	105	1892	Wing.....	21,764	.19
1844	Birney.....	Liberty.....	1,860,101	47.36	153	1896	McKinley..	Republican	7,035,538	50.88	276
1848	Taylor.....	Whig.....	1,830,101	47.36	168	1896	Bryan.....	Democrat..	6,407,946	46.77	171
1848	Cass.....	Democrat..	1,220,544	42.50	107	1896	Levering..	Prohibition	141,676	1.03
1848	Van Buren..	Free Soil..	291,263	10.14	1896	Bentley..	National..	13,969	.10
1852	Pierce.....	Democrat..	1,601,474	51.03	254	1896	Matchett..	Soc. Labor.	36,454	.27
1852	Scott.....	Whig.....	1,380,678	43.99	42	1896	Palmer... Nat. Dem.	131,529	.95
1852	Hale.....	Free Soil..	156,149	4.98	1900	McKinley..	Republican.	7,219,530	51.69	292
1856	Buchanan..	Democrat..	1,838,169	45.34	174	1900	Bryan.....	Democrat..	6,358,071	45.51	155
1856	Fremont..	Republican	1,341,264	33.09	114	1900	Woolley..	Prohibition	209,166	1.49
1856	Fillmore..	American..	874,534	21.57	8	1900	Barker.....	People's... Soc. Dem.	50,232	.37
1860	Douglas... Breckinridge.	Democrat..	1,375,157	29.40	12	1900	Debs.....	Soc. Lab... Soc. Lab...	94,788	.67
1860	Lincoln... Republican	445,793	18.08	72	1900	Maloney..	32,751	.23
1860	Belmont..	Union.....	1,839,329	41.91	180	1900	Leonard..	United Chr.	518	.00
1864	McClellan.	Democrat..	589,581	12.61	39	1900	Ellis.....	Union R...	5,098	.04
1864	Lincoln... Republican	2,126,725	55.06	21	1904	Roosevelt..	Republican	7,628,834	56.41	336
1868	Seymour..	Democrat..	1,208,067	44.94	216	1904	Parker... Democrat..	5,084,491	37.60	140
1868	Grant.....	Republican	2,709,613	47.33	80	1904	Swallow..	Prohibition	259,257	1.91
1872	Grealey... Democrat..	3,015,071	52.67	214	1904	Debs.....	Socialist... Socialist...	402,460	2.98
1872	O'Conor... Ind. Dem.	2,834,079	43.83	*66	1904	Watson... People's... Soc. Lab...	114,753	.85
1872	Grant.....	Republican	29,408	.45	1904	Corregan..	Soc. Lab... Continental	33,724	.25
1872	Blanc.....	Temp'ra'ce	3,597,070	55.63	292	1904	Holcomb... Republican	836	.00
1876	Hilden... Democrat..	5,608	.09	1908	Taft.....	Democrat..	7,079,900	51.38	321
1876	Hayes... Republican	4,284,885	50.94	185	1908	Bryan.....	Prohibition	6,400,106	43.05	162
1876	Coyne... Greenback.	4,083,560	47.36	185	1908	Chaslin... Prohibition	252,683	1.69
1876	Smith... Prohibition	81,740	.97	1908	Debs.....	Socialist... Socialist...	420,820	2.83
1876	Walker... American..	9,522	.11	1908	Watson... People's... Ind'p'n'd'ce.	28,131	.19
1880	Hancock..	Democrat..	2,836	.08	1908	Hisgen... Soc. Lab... Soc. Lab...	883,562	.56
1880	Garfield..	Republican	4,442,053	48.23	155	1908	Gillhaus..	13,825	.10
1880	Weaver... Greenback.	4,449,053	49.31	214	1908	Turney... Untd. Chr.	461	.00
1880	Weaver... Greenback.	307,306	3.34						

*Owing to the death of Mr. Greeley, the 66 electoral votes were variously cast. Thomas A. Hendricks received 42, B. Gratz Brown 18, Horace Greeley 3, Charles J. Jenkins 2, David Davis 1.

PARTY PLURALITIES AND TOTAL VOTE.

Year.	Plurality.	Republican.	Democratic.	Total vote.	Year.	Plurality.	Republican.	Democratic.	Total vote.
1828	138,134	1,156,323	1828	762,991	6,466,165	
1832	157,313	1,250,799	1876	250,935	8,412,733	
1836	24,893	1,498,205	1880	7,018	9,209,588	
1840	146,315*	2,410,773	1884	62,683	10,044,985	
1844	35,175	2,638,611	1888	95,713	11,384,216	
1848	139,557*	2,871,928	1892	363,612	12,064,767	
1852	220,796	2,133,301	1896	567,692	13,827,212	
1856	496,905	4,053,967	1900	861,459	13,970,134	
1860	491,195	4,676,863	1904	2,544,343	13,524,349	
1864	407,342	4,024,792	1908	1,269,900	14,857,594	
1868	305,458	5,724,684						

*Whig. †Includes 461 votes cast for United Christian party.

AVERAGE DEPTH OF OCEANS AND SEAS.

	Feet.		Feet.		Feet.		Feet.
Antarctic	10,800	Pacific	12,960	China	402	Mexico, Gulf of...	4,632
Arctic	5,160	Baltic	122	Japan	7,320	North	300
Atlantic	12,200	Bering	405	Mediterranean	4,560	Okhotsk	5,040
Indian	11,135	Caribbean	7,614				

The mean depth of all the oceans and seas is estimated to be from 2 to 2½ miles. The greatest depth reported is 31,614 feet, or nearly 6 miles, near the island of Guam in the Pacific. The greatest known depth in the Atlantic is 27,266 feet, off the coast of Porto Rico.

UNITED STATES ARSENALS.

The largest of the United States arsenals are located at Rock Island, Ill., and Springfield, Mass. Others are at Pittsburg, Pa.; Augusta, Ga.; Benicá, Cal.; Columbia, Tenn.; Fort Monroe, Va.; Philadelphia, Pa.; Indianapolis, Ind.; Governor's Island, N. Y.; Jefferson barracks, Mo.; Sandy Hook, N. J.; San Antonio, Tex.; Dover, N. J.; Watertown, Mass., and Watervliet, N. Y. Some of the above are merely powder depots, the principal manufacturing plants being at Rock Island, Springfield and Watervliet. The navy yards are also arsenals.

NATIONAL CEMETERIES IN THE UNITED STATES.

With number of interments to June 30, 1906.

Name of cemetery.	Known.			Unknown.			Name of cemetery.	Known.			Unknown.		
	Known.	Unknown.	Total.	Known.	Unknown.	Total.		Known.	Unknown.	Total.	Known.	Unknown.	Total.
Alexandria, La.	551	772	1,323				Knoxville, Tenn.	2,311	1,067	3,378			
Alexandria, Va.	3,427	124	3,551				Lebanon, Ky.	596	277	873			
Andersonville, Ga.	12,794	92,719	105,513				Lexington, Ky.	840	112	952			
Annapolis, Md.	2,804	204	2,508				Little Rock, Ark.	3,474	2,370	5,844			
Antietam, Md.	2,921	1,830	4,751				Loudon Park, Md.	2,993	381	3,274			
Arlington, Va.	15,751	4,625	20,376				Marietta, Ga.	7,396	2,978	10,364			
Bails Bluff, Va.	1	24	25				Memphis, Tenn.	5,203	9,017	14,223			
Barrancas, Fla.	920	710	1,630				Mexico City, Mexico.	765	750	1,515			
Baton Rouge, La.	2,559	532	3,091				Mill Springs, Ky.	354	368	722			
Battle Ground, D. C.	43	43				Mobile, Ala.	843	229	1,072			
Beaufort, S. C.	4,862	4,544	9,406				Mound City, Ill.	2,632	2,732	5,364			
Beverly, N. J.	181	7	188				Nashville, Tenn.	11,972	4,711	16,683			
Brownsville, Tex.	1,480	1,379	2,859				Natchez, Miss.	471	2,780	3,251			
Camp Butler, Ill.	1,013	356	1,369				New Albany, Ind.	2,319	676	2,995			
Camp Nelson, Ky.	2,464	1,180	3,653				Newbern, N. C.	2,259	1,100	3,359			
Cave Hill, Ky.	3,760	582	4,342				Philadelphia, Pa.	2,712	188	2,900			
Chalmette, La.	7,159	5,745	12,904				Poplar Grove, Va.	2,200	4,012	6,212			
Chattanooga, Tenn.	8,439	4,970	13,409				Port Hudson, La.	600	3,239	3,839			
City Point, Va.	3,780	1,379	5,159				Quincy, Ill.	230	57	287			
Cold Harbor, Va.	672	1,290	1,962				Raleigh, N. C.	639	572	1,211			
Corinth, Miss.	1,794	3,986	5,780				Richmond, Va.	871	5,700	6,571			
Crown Hill, Ind.	952	33	985				Rock Island, Ill.	230	20	250			
Culpeper, Va.	463	912	1,375				Salisbury, N. C.	112	12,035	12,147			
Custer Battlefield, Mont.	983	244	1,227				San Antonio, Tex.	1,283	284	1,573			
Cypress Hills, N. Y.	6,129	381	6,510				San Francisco, Cal.	4,844	467	5,311			
Danville, Ky.	349	8	357				Santa Fe, N. Mex.	394	442	836			
Danville, Va.	1,175	156	1,331				Seven Pines, Va.	163	1,225	1,388			
Fayetteville, Ark.	482	782	1,264				Shiloh, Tenn.	1,240	2,377	3,617			
Flatts Point, N. J.	113	2,539	2,652				Soldiers' Home, D. C.	6,802	291	7,093			
Florence, S. C.	209	2,801	3,010				Springfield, Mo.	1,029	740	1,769			
Fort Donelson, Tenn.	163	512	675				St. Augustine, Fla.	1,696	73	1,769			
Fort Gibson, Ind. Ter.	257	2,212	2,469				Staunton, Va.	237	527	764			
Fort Harrison, Va.	243	575	818				Stone River, Tenn.	3,819	2,333	6,152			
Fort Leavenworth, Kas.	1,941	1,549	3,490				Vicksburg, Miss.	4,094	12,769	16,863			
Fort McPherson, Neb.	478	353	831				Wilmington, N. C.	749	1,577	2,326			
Fort Scott, Kas.	634	125	759				Winchester, Va.	2,102	2,387	4,489			
Fort Smith, Ark.	869	1,485	2,354				Woodlawn, N. Y.	3,068	7	3,075			
Fredericksburg, Va.	2,508	12,802	15,310				Yorktown, Va.	756	1,435	2,191			
Gettysburg, Pa.	2,005	1,631	3,636										
Glendale, Va.	238	969	1,207										
Grafton, W. Va.	642	620	1,262										
Hampton, Va.	8,914	600	9,514										
Jefferson Barracks, Mo.	9,172	2,932	12,104										
Jefferson City, Mo.	401	411	812										
Keokuk, Iowa.	725	43	768										

Total. 201,282 152,103 353,385
 Of these interments about 9,300 are those of Confederate soldiers, being mainly in the national cemeteries at Camp Butler, Cypress Hill, Flatts Point, Fort Smith, Hampton, Jefferson Barracks and Woodlawn.

STRIKES AND LOCKOUTS IN THE UNITED STATES.

From Jan. 1, 1881, to Dec. 31, 1905.

[Compiled from twenty-first annual report of the commissioner of labor.]

YEAR.	STRIKES.						LOCKOUTS.							
	Number.	Establishments.	Strikers.	Thrown out of work.	Per cent of establishments in which strike—			Number.	Establishments.	Locked out.	Thrown out of work.	Per cent of establishments in which lockout—		
					Suc-ceeded.	Suc-ceeded partly.	Failed.					Suc-ceeded.	Suc-ceeded partly.	Failed.
1881	471	2,928	101,070	129,521	61.37	7.00	31.63	6	9	655	655	88.89	11.11
1882	454	2,105	120,660	154,671	53.59	8.17	38.24	22	42	4,131	4,131	64.29	35.71
1883	478	2,759	122,198	149,763	58.17	16.09	25.74	28	117	20,512	20,512	56.41	43.59
1884	443	2,367	117,313	147,054	51.50	3.89	44.61	42	354	18,121	18,121	27.97	71.75
1885	645	2,284	158,584	242,705	62.80	9.50	37.70	50	183	15,424	15,424	38.25	59.47
1886	1,432	10,053	407,152	508,044	34.51	18.85	46.64	140	1,509	101,980	101,980	21.18	13.11	65.71
1887	1,436	6,589	272,776	379,676	45.64	7.19	47.17	67	1,281	57,534	59,630	34.49	1.25	64.56
1888	906	3,506	103,218	147,704	52.22	5.48	42.80	40	180	18,787	15,176	74.44	21.67
1889	1,075	3,786	205,038	249,539	46.43	18.91	34.80	36	132	10,471	10,731	49.91	25.76	33.33
1890	1,833	9,424	285,900	351,944	52.65	10.01	37.94	64	324	19,233	21,555	65.74	5.56	28.70
1891	1,717	8,116	245,042	298,939	37.88	8.29	53.83	69	546	14,116	31,014	63.92	14.29	21.79
1892	1,298	5,540	163,499	206,671	39.31	8.70	51.99	61	716	30,050	32,014	69.13	25.28	5.59
1893	1,805	4,555	195,008	265,914	50.86	10.32	38.82	70	805	13,016	21,842	41.90	18.31	39.79
1894	1,349	8,196	505,049	600,425	38.09	13.50	48.41	55	875	28,548	29,619	11.31	2.40	86.29
1895	1,215	6,973	285,742	392,403	55.24	9.94	34.82	40	370	12,754	14,785	13.24	86.49
1896	1,026	5,462	183,813	241,170	59.19	7.47	33.34	40	51	3,675	7,698	80.39	1.96	17.65
1897	1,078	8,492	332,570	408,391	57.31	28.12	14.57	32	171	7,651	7,763	60.82	3.51	35.67
1898	1,056	9,309	322,067	249,022	64.24	6.38	29.41	42	164	11,058	14,217	63.41	35.98
1899	1,797	9,248	308,267	417,072	73.24	14.25	12.51	41	323	14,698	14,817	18.01	61.37
1900	1,779	9,248	389,656	508,076	46.43	20.62	22.95	40	2,281	46,562	62,653	94.30	5.1	6.39
1901	2,924	10,906	396,280	543,386	45.77	17.13	34.10	88	451	16,257	20,457	87.03	42.13	20.84
1902	3,162	14,248	553,143	659,732	47.51	22.85	29.84	78	1,304	30,304	31,715	77.82	2.06	17.72
1903	3,494	20,248	581,682	656,055	40.87	23.40	35.73	154	3,288	112,332	131,779	81.39	5.17	13.44
1904	2,807	10,202	375,754	517,211	35.28	18.28	49.44	112	2,316	44,908	56,604	55.91	23.06	21.08
1905	2,077	8,292	176,337	221,686	40.17	11.45	48.38	109	1,255	68,474	80,748	31.60	32.64	35.76
Total.	36,757	181,407	6,728,048	8,706,824	47.94	10.28	36.78	1,546	18,547	716,231	825,610	57.20	10.71	32.09

MILITARY PENSIONS IN THE UNITED STATES.

Those who are now receiving allowances under the military pension laws of the United States include the following:

War of 1812—Widows.

Indian wars—Survivors and widows.

War with Mexico—Survivors and widows.

Civil war—Invalids, widows, minor and helpless children, mothers, fathers, brothers, sisters and army nurses (women).

War with Spain and in Philippines—Invalids, widows, minor and helpless children, mothers, fathers, brothers and sisters.

Regular army and navy—Invalids, widows, minor and helpless children, mothers, fathers; brothers and sisters.

The principal laws under which military pensions are now paid by the United States are the following:

War of 1812—The surviving widows of officers and enlisted and drafted men, including militia and volunteers, of the military and naval service of the United States, who served sixty days in the war with Great Britain, 1812, and were honorably discharged, and of such other officers and soldiers as may have been personally named in any resolution of congress for any specific service in that war, although their term of service may have been less than sixty days, shall be allowed the same pension that such persons themselves would have been entitled to receive if living Feb. 14, 1871. The rate, originally \$8 a month, is now \$12. (Act of March 9, 1878, and March 19, 1886.)

Indian wars—By the act of July 27, 1832, there were placed upon the pension rolls, the names of the surviving officers and enlisted men, including marines, militia and volunteers of the military and naval service of the United States who served for thirty days in the Black Hawk war, the Creek war, the Cherokee disturbances and the Florida war with the Seminoles, embracing a period from 1832 to 1842, who were honorably discharged, and of such other officers, soldiers and sailors as may have been named in any resolution of congress for any specific service in those wars, although their term of office may have been less than thirty days, and of the surviving widows of such officers and enlisted men. By the act of June 27, 1902, the provisions of the act of July 27, 1832, were extended to the surviving officers and enlisted men, including marines, militia and volunteers of the military and naval service of the United States who served for thirty days or more and were honorably discharged under the United States military, state, territorial or provisional authorities in the Florida and Georgia Seminole Indian war of 1817 and 1818; the Fevre river Indian war of Illinois of 1827; the Sac and Fox Indian war of 1831; the Sabine Indian disturbance of 1836 and 1837; the Cayuse Indian war of 1847 and 1848 on the Pacific coast; the Florida wars with the Seminole Indians from 1842 to 1858, inclusive; the Texas and New Mexico Indian war of 1849 to 1856; the California Indian disturbances of 1851 and 1852; the Utah Indian disturbances of 1850 to 1853, inclusive, and the Oregon and Washington territory Indian wars from 1851 to 1856, inclusive, and also to include the surviving widows of such officers and enlisted men. March 3, 1881, a law was passed making pension laws applicable to survivors of the Nez Perce Indian war in Montana. The pension for survivors and widows under the above acts is \$3 a month. By the act of April 19, 1908, the rate for widows was raised to \$12 a month. Under the act of May 30, 1908, the provisions of the acts relating to survivors of the Indian wars were extended to the surviving officers and enlisted men of the Texas volunteers who served in the defense of the frontier of that state against Mexican marauders and Indian depredations from 1855 to 1860, inclusive.

Mexican war—Under the act of Jan. 29, 1837, the secretary of the interior was directed to place on the pension roll the names of the surviving officers and enlisted men, including marines, militia and volunteers of the military and naval services of the United States, who actually served sixty days with the army or navy of the United States in Mexico, or on the coasts or frontiers thereof, or en route thereto, in the war with that nation, or were actually engaged in a battle in that war, and

were honorably discharged, and such other officers and soldiers and sailors as may have been personally named in any resolution of congress for any specific service in that war, and the surviving widows of such officers and enlisted men: Provided, that every such officer or enlisted man or widow who is or may become 62 years of age, or who may become subject to any disability or dependency equivalent to some cause recognized by the pension laws as a sufficient reason for the allowance of a pension, shall be entitled to the benefits of the act. The pension under this act was \$8 a month. Under the act of March 3, 1903, the rate was increased to \$12 a month for survivors and under the act of April 19, 1908, the pension for widows was also made \$12 a month. Under the act of Feb. 6, 1907, any person who served sixty days in the war with Mexico, who has reached the age of 62 years or over, is entitled to receive a pension as follows: In cases in which such person has reached the age of 62 years, \$12 per month; 70 years, \$15 per month; 75 years or over, \$20 per month.

Civil war—General law: Under the acts of July 14, 1862, and March 3, 1873, every person specified in the several classes herewith enumerated who has been since March 4, 1861, or who is hereafter disabled under the conditions stated, is placed on the list of invalid pensioners of the United States and is entitled to receive for a total disability, or permanent specific disability, such pension as is provided in such cases; and for an inferior disability, an amount proportionate to that provided for total disability, to continue during the existence of the disability.

1. Any officer of the army, including regulars, volunteers and militia, or any officer in the navy or marine corps or any enlisted man, however employed, in the military or naval service of the United States, or in its marine corps, whether regularly mustered or not, disabled by reason of any wound or injury received or otherwise incapacitated or disease contracted while in the service of the United States and in the line of duty.

2. Any master serving on a gunboat, or any pilot, engineer, sailor or other person not regularly mustered serving upon any gunboat or war vessel of the United States, disabled by any wound or injury received, or otherwise incapacitated, while in the line of duty, from procuring his subsistence by manual labor.

3. Any person not an enlisted soldier in the army, serving for the time being as a member of the militia of any state, under orders of an officer of the United States, or who volunteered for the time being to serve with any regularly organized military or naval force of the United States, or who otherwise volunteered and rendered service in any engagement with rebels or Indians, disabled in consequence of wounds or injury received in the line of duty in such volunteer service.

4. Any acting assistant or contract surgeon disabled by any wound or injury received or disease contracted in the line of duty while actually performing the duties of assistant surgeon or acting assistant surgeon with any military force in the field, in transit or in hospital.

5. Any provost marshal, deputy provost marshal or enrolling officer disabled by reason of any wound or injury received in the discharge of his duty from procuring a subsistence by manual labor.

Acts have been passed extending the pension laws to the Missouri state militia (March 3, 1873); David Beatty's company of independent scouts (July 14, 1870); officers and seamen of the revenue cutter service wounded or disabled while co-operating with the United States navy (April 18, 1874); masters, mates, pilots and engineers in the merchant marine when drafted into the service of the United States (May 28, 1896).

Section 4702 of the United States revised statutes provides that if any person embraced within the classes enumerated above has died since March 4, 1861, or hereafter dies by reason of any wound, injury or disease under conditions which would have entitled him to an invalid pension had he been disabled, his widow, or if there be no widow, or in the case of her death without payment to her of any part of the pension hereinafter provided, his

child or children under 16 years of age, shall be entitled to receive the same pension as the husband or father would have been entitled to had he been totally disabled, to begin from the death of the husband or father, to continue to the widow during her widowhood and to the child or children until they are severally 16 years of age; and if the widow remarries, the child or children shall be entitled to the pension from the date of remarriage.

By special acts of Congress, the provisions of the pension laws are extended to include the widows and children of colored and Indian soldiers (March 3, 1873); of officers and privates of the Missouri state militia (March 3, 1873); of soldiers murdered by guerrillas at Certralia, Mo., in 1864 (March 3, 1875); of members of Missouri state militia murdered at same place (March 3, 1875); of the members of the Jeannette expedition who died on the retreat from the wreck of that vessel in the Arctic seas (Jan. 3, 1887); of those who were lost in the wreck of the United States steamer Ashuelot (Jan. 29, 1887); of masters, mates, pilots or engineers of merchant vessels drafted into the service of the United States (May 28, 1896), and of officers and privates of the militia in the service of the United States (Jan. 21, 1903).

Under section 4703 the pensions of widows are increased at the rate of \$2 per month for each child under the age of 16 years. In cases where the children are orphans or where the mother has married again, the pension of such children is increased to the same amount per month as would be allowed to the widow if living and entitled to a pension.

Section 4707 provides that if any person entitled to an invalid pension under the general law dies without leaving a widow or child, but leaves a relative or relatives dependent upon him in whole or in part at the time of his death, such relative or relatives shall be entitled to receive his pension in the following order of precedence: First, the mother; secondly, the father; thirdly, orphan brothers and sisters under 16 years of age, who shall be pensioned jointly. The provisions of this section have been extended by special acts to cover dependent relatives in the Jeannette, Ashuelot and other cases enumerated in preceding paragraphs.

Civil war—Act of June 27, 1890, and amendments: Section 1 of the act of June 27, 1890, provides that dependent parents need only show that they are without other means of support than their own manual labor or the contributions of others not legally bound for their support. Section 2 provides that all persons who served ninety days or more in the military or naval service of the United States in the civil war, who have been honorably discharged and who are now or may hereafter be suffering from a mental or physical disability of a permanent character, not the result of their own vicious habits, which incapacitates them from manual labor in such a degree as to render them unable to earn a support, shall be entitled to receive a pension not exceeding \$12 a month and not less than \$5 a month, proportioned to the degree of disability. Section 3 provides that a widow without other means of support than her daily labor, or with a net income of less than \$250 a year, shall be put on the pension roll without having to prove that her husband's death was the result of his army service. She is to receive \$8 a month and \$2 a month additional for each minor child. In case a minor child is insane or permanently helpless the pension shall continue during the life of such child. An amendment adopted May 9, 1900, provides that in determining the inability of a pensioner to earn a support, each and every disability shall be duly considered and the aggregate of the disabilities shall be rated. The pension bill of April 24, 1906, provided that the age of 62 years and over should be considered a permanent, specific disability within the meaning of the law.

Civil war—Pension to army nurses: Under the act of Aug. 5, 1862, all women employed by the surgeon-general of the army as nurses, under contract or otherwise, during the civil war, or who were employed or recognized as nurses by the war department, and who rendered actual service in attendance upon the sick and wounded in any regimental post, camp or general hospital of the armies of the United States for a period of six months

or more, and who were honorably relieved from such service, and who are unable to earn a support, shall be entitled to a pension of \$12 a month.

Civil War—Act of Feb. 6, 1867: Be it enacted, etc., that any person who served ninety days or more in the military or naval service of the United States during the late civil war, or sixty days in the war with Mexico, and who has been honorably discharged therefrom, and who has reached the age of 62 years or over, shall, upon making proof of such facts according to such rules and regulations as the secretary of the interior may provide, be placed upon the pension roll and be entitled to receive a pension as follows: In case such person has reached the age of 62 years, \$12 per month; 70 years, \$15 per month; 75 years or over, \$20 per month. Rank in the service is not considered in applications filed under this act.

Civil War—Act of April 19, 1903: Be it enacted, etc., that from and after the passage of this act the rate of pension for widows, minor children under 16 years and helpless minors, as defined by existing acts, now on the roll or hereafter to be placed on the pension roll and entitled to receive a less rate than hereinafter provided, shall be \$12 a month; and nothing herein shall be construed to affect the existing allowance of \$2 per month for each child under 16 years and for each helpless child. If any officer or enlisted man who served ninety days or more in the army or navy of the United States during the late civil war and has been honorably discharged therefrom has died or shall hereafter die leaving a widow, such widow shall, upon due proof of her husband's death, without proving his death to be the result of his army or navy service, be placed on the pension roll at the rate of \$12 per month during her widowhood, provided she shall have married the said soldier or sailor prior to June 27, 1890.

War with Spain and Insurrection in Philippines—The provisions of the acts of July 14, 1862, and March 3, 1873, also apply to those who served in the war with Spain in 1898 and to the subsequent insurrection in the Philippine islands, including widows, minor and helpless children and dependent relatives.

Regular Army and Navy—The provisions of the acts of July 14, 1862, and March 3, 1873, are applicable to soldiers and sailors in the regular army and navy who have served at any time since March 4, 1861, and to those at present in the army and navy. There is also a naval pension fund, derived from certain penalties and forfeitures, and from prizes taken in war, by means of which persons disabled by age or infirmity from sea service may be retired on half pay at the end of twenty years' service, or receive aid after ten years' service.

Pension Rates—Since the original invalid pension rates were established by the acts of July 14, 1862, and March 3, 1873, there have been numerous changes, chiefly in the rate of increases. Some of these have been noted in the preceding paragraphs. The expenditures for pensions were greatly increased by the so called arrears act of Jan. 25, 1879. This provided that all pensions which had been granted or might hereafter be granted should begin from the date of the death or discharge from the service of the person on whose account the claim has been or shall hereafter be granted. The following tables will show the various kinds and rates of pensions now paid:

Table I.—For simple total (a disability equivalent to the ankylosis of a wrist) provided by section 4695, revised statutes, United States.

ARMY.		Per month.
Lieutenant-colonel and all officers of higher rank	\$30.00
Major, surgeon and paymaster	25.00
Captain, provost marshal and chaplain	20.00
First lieutenant, assistant surgeon, deputy provost marshal and quartermaster	17.00
Second lieutenant and enrolling officer	15.00
All enlisted men	8.00

NAVY AND MARINE CORPS.

Captain and all officers of higher rank, commander, lieutenant commanding, master commanding, surgeon, paymaster, chief engineer ranking with commander by law, lieutenant-colonel and all of higher rank in marine corps, 30.00

	Per month.
Lieutenant, passed assistant surgeon, surgeon, paymaster and chief engineer ranking with lieutenant by law, and major in marine corps.	\$25.00
Master (now lieutenant), professor of mathematics, assistant surgeon, paymaster, chaplain and captain in marine corps.	20.00
First lieutenant in marine corps.	17.00
First assistant engineer, ensign, pilot and second lieutenant in marine corps.	15.00
Cadet midshipmen, passed midshipmen, midshipmen (now ensigns), clerks of admirals, of paymasters and of officers commanding vessels, second and third assistant engineers, master's mate and warrant officers.	10.00
All enlisted men except warrant officers.	8.00

Table II.—Permanent specific disabilities.	
Loss of both hands.	\$100.00
Loss of both feet.	100.00
Loss of sight of both eyes, the sight of the other having been lost before enlistment.	72.00
Loss of one hand and one foot.	60.00
Loss of a hand or a foot.	40.00
Loss of an arm at or above the elbow or a leg at or above the knee.	46.00
Loss of either a leg at the hip joint or an arm at the shoulder joint, or so near as to prevent use of artificial limb.	55.00
Loss of a leg at hip joint.	55.00
Loss of an arm at shoulder joint.	55.00
Total disability in both hands.	31.25
Total disability in both feet.	31.25
Total disability in one hand and one foot.	60.00
Total disability in one hand or one foot.	40.00
Total disability in arm or leg.	46.00
Disability equivalent to the loss of a hand or a foot (third grade).	24.00
Incapacity to perform manual labor (third grade).	30.00
Regular aid and attendance (first grade).	72.00
Frequent aid, periodical, not constant, aid and attendance (intermediate grade).	50.00
Total deafness.	40.00
Age of 62 years.	12.00
Age of 70 years.	15.00
Age of 75 years or over.	20.00

Table III.—Rates fixed by the commissioner of pensions for certain disabilities not specified by law.	
Anchylolysis of shoulder.	\$12.00
Anchylolysis of elbow.	10.00
Anchylolysis of knee.	10.00
Anchylolysis of wrist.	8.00
Loss of sight of one eye.	12.00
Loss of one eye.	17.00
Nearly total deafness of one ear.	6.00
Total deafness of one ear.	10.00
Slight deafness of both ears.	6.00
Severe deafness of one ear and slight of other.	10.00
Nearly total deafness of one ear and slight of other.	15.00
Total deafness of one ear and slight of other.	20.00
Severe deafness of both ears.	22.00
Total deafness of one ear and severe of other.	25.00
Nearly total deafness of both ears.	27.00
Loss of palm of one hand and all fingers except thumb.	17.00
Loss of thumb, index and middle and ring fingers.	17.00
Loss of thumb, index and middle fingers.	16.00
Loss of thumb and index finger.	12.00
Loss of thumb and little finger.	10.00
Loss of thumb, index and little fingers.	16.00
Loss of thumb.	8.00
Loss of thumb and metacarpal bone.	12.00
Loss of all the fingers, thumb and palm remaining.	16.00
Loss of index, middle and ring fingers.	16.00
Loss of middle, ring and little fingers.	14.00
Loss of index and middle fingers.	8.00
Loss of little and middle fingers.	8.00
Loss of little and ring fingers.	6.00
Loss of ring and middle fingers.	6.00
Loss of index and little fingers.	6.00
Loss of index finger.	4.00
Loss or any other finger without complications.	2.00
Loss of all the toes of one foot.	10.00
Loss of great, second and third toes.	8.00
Loss of great toe and metatarsal.	8.00
Loss of great and second toes.	8.00

	Per month.
Loss of great toe.	\$6.00
Loss of any other toe and metatarsal.	6.00
Loss of any other toe.	2.00
Chopart's amputation of foot, with good results.	14.00
Pirogoff's modification of Syme's.	17.00
Small varicocele.	2.00
Well marked varicocele.	4.00
Inguinal hernia passing through external ring.	10.00
Inguinal hernia not passing through external ring.	6.00
Double inguinal hernia passing through external ring.	14.00
Double inguinal hernia, only one passing through external ring.	12.00
Double inguinal hernia not passing through external ring.	8.00
Femoral hernia.	10.00

Note.—The act of March 2, 1895, provides that all pensioners on the rolls receiving less than \$6 per month for any degree of pensionable disability shall have their pensions increased to \$6 per month; and that thereafter whenever any applicant for pension would, under existing rates, be entitled to less than \$6 per month for any single disability or several combined disabilities, such pensioner shall be rated at not less than \$6 per month.

WIDOWS.

The widow of a soldier or sailor who died of a disability incurred while in the service and in the line of duty is entitled to the rating to which he would have been entitled for total disability, as shown in table I., and the pensionable rank of the soldier is determined by the rank held by him when the death cause was incurred, without regard to subsequent promotions. The widow of a private or of a noncommissioned officer is entitled to \$12 a month with \$2 additional for each minor child of the soldier or sailor in her care and custody.

MINORS.

Same rates and increase as in widows' claims, except that in cases of children of fathers below the rank of a commissioned officer the rate is increased to \$12 per month from March 19, 1886, without regard to date of soldier's or sailor's marriage.

MOTHERS, FATHERS AND BROTHERS AND SISTERS.
Same rates as provided in minors' and widows' claims in cases of commissioned officers, and \$3 per month to March 19, 1886, and \$12 thereafter in other cases.

NURSES.

Woman nurses, act of Aug. 5, 1892. \$12.00

NAVY ONLY.

For twenty years' naval service entitled to one-half the pay he was receiving at date of discharge. Ten years' service, whatever rate may be allowed by a board of officers appointed by the secretary of the navy, not to exceed rate for total disability. Claims are filed with secretary of navy.

REVOLUTIONARY WAR.

There are no survivors. \$12.00

WAR OF 1812.

There are no survivors. \$12.00

ALL INDIAN WARS.

Survivors\$8.00 | Widows\$12.00

MEXICAN WAR.

Survivors .\$.12.00 to \$20.00 | Widows\$12.00

AUTOMOBILES IN THE UNITED STATES.

More than 780,000 automobiles were registered in the United States May 1, 1911, according to a list compiled in Albany, N. Y. States having more than 10,000 cars each were:

California	40,000	Minnesota	11,900
Connecticut	11,000	Missouri	15,600
Illinois	30,000	Nebraska	15,200
Indiana	15,000	New Jersey	17,000
Iowa	24,500	New York	70,000
Kansas	12,500	Ohio	32,400
Massachusetts	22,000	Pennsylvania	40,000
Michigan	18,050	Wisconsin	14,000

UNITED STATES PENSION STATISTICS.

PENSIONERS ON THE ROLL JUNE 30, 1911, AND JUNE 30, 1910.

	1911.	1910.	Gain.	Loss.	1911.	1910.	Gain.	Loss.
Revolutionary war—								
Daughter		1		1				
War of 1812—								
Widows	279	338		59				
Indian wars—								
Survivors	1,387	1,560		173				
Widows	2,629	2,822		193				
War with Mexico—								
Survivors	1,639	2,042		403				
Widows	5,982	6,359		377				
Civil war—								
Act Feb. 6, 1907—								
Survivors	356,530	362,433		5,603				
General law—								
Invalids	113,063	121,581		8,518				
Widows	67,509	70,587		3,078				
Minor children	355	445		60				
Mothers	1,877	2,391		514				
Fathers	273	363		90				
Brothers, sisters, sons								
and daughters	353	300	53					
Helpless children	508	533		25				
Act June 27, 1890—								
Invalids	59,991	78,601		18,610				
Minor children	3,983	4,009		26				
Helpless children	375	335	40					
Act April 19, 1908—								
Widows	228,198	£20,826	7,372					
Army nurses	406	442		36				
War with Spain—								
Invalids	23,383	22,783	600					
Widows	1,217	1,183	34					
Minor children	326	330		4				
Mothers	3,032	3,072		40				
Fathers	522	512	10					
Brothers, sisters, sons								
and daughters	9	7	2					
Helpless children	1	2		1				
Regular establishment—								
Invalids	13,757	13,180	577					
Widows	2,799	2,727	72					
Minor children	149	136	13					
Mothers	1,066	1,011	55					
Fathers	152	152						
Brothers, sisters, sons								
and daughters	8	7	1					
Helpless children	5	8		3				
Total	592,098	921,038	8,829	37,814				
Net loss				28,995				

AVERAGE VALUE OF EACH PENSION FOR THE LAST FIVE YEARS.

	1911.	1910.	1909.	1908.	1907.
Av. annual value	\$173.56	\$171.90	\$169.82	\$167.59	\$145.60
Reg. establishment	173.63	173.26	181.77	173.76	173.12
General law, civil					
war	223.58	274.44	219.96	215.30	204.20
Act of June 27, 1890	143.26	139.95	135.55	130.75	112.32
War with Spain	128.47	127.52	126.83	126.87	127.19
Act of Feb. 6, 1907	173.47	170.91	169.40	167.70	170.09
Act of April 19, 1908	144.99	145.16	145.42	145.10	

PENSIONERS BY CLASSES AND VALUE OF PENSIONS, JUNE 30, 1911.

Classes.	General laws.		Special acts.	
	Number.	Annual value.	Number.	Annual value.
Invalids, regular establishment	13,556	\$2,243,375.70	201	\$51,804.00
Widows, etc., regular establishment	3,756	855,404.00	423	163,904.00
Invalids, act Feb. 6, 1907	356,830	61,561,105.00		
Invalids, general law	96,837	25,823,281.50	16,226	5,272,327.00
Nurses	310	44,640.00	96	15,672.00
Widows, etc., general law	67,000	10,163,772.00	3,850	794,424.00
Invalids, act June 27, 1890	59,991	8,423,821.00		
Minors, etc., act June 27, 1890	4,358	790,356.00		
Widows, act April 19, 1908	228,198	33,987,792.00		
Invalids, war with Spain	22,981	2,761,755.60	402	87,594.00
Widows, etc., war with Spain	4,883	754,386.00	224	56,604.00
Widows, 1812	259	37,296.00	20	5,232.00
Survivors, war with Mexico	1,424	339,372.00	215	53,076.00
Widows, war with Mexico	5,709	822,096.00	273	42,336.00
Survivors, Indian wars	1,083	103,995.00	304	55,428.00
Widows, Indian wars	2,540	265,760.00	89	13,056.00
Total	869,775	148,222,880.80	22,323	6,611,357.00

DISBURSEMENTS AT PENSION AGENCIES.

Fiscal year ended June 30, 1911.

Agency.	Pensioners.	Pensions paid.	Grand total.*	Agency.	Pensioners.	Pensions paid.	Grand total.*
Augusta	15,257	\$2,845,126.91	\$2,856,966.60	Milwaukee	45,721	8,233,535.96	8,256,470.01
Boston	54,538	9,167,139.14	9,193,806.72	New York	50,378	8,467,078.33	8,499,432.84
Buffalo	32,292	6,823,797.67	6,847,158.00	Philadelphia	52,660	8,805,174.30	8,891,851.07
Chicago	69,955	12,361,619.05	12,593,484.43	Pittsburgh	40,362	7,075,940.01	7,099,965.99
Columbus	87,603	15,820,209.17	15,860,363.32	San Francisco	43,766	7,366,274.82	7,390,199.64
Concord	14,213	2,721,484.62	2,733,254.30	Topeka	102,828	18,139,064.10	18,181,010.92
Des Moines	49,597	8,808,534.14	8,834,201.05	Washington	56,826	9,033,060.26	9,223,821.62
Detroit	36,917	6,723,887.86	6,746,023.14	Total	892,098	157,323,103.03	157,949,998.73
Indianapolis	65,841	10,624,002.28	10,648,348.51				
Knoxville	59,253	10,046,239.13	10,075,945.86				
Louisville	24,254	4,201,535.04	4,217,694.72				

*Includes salaries, clerk hire, rents, surgeons' fees and contingent expenses.

PENSIONERS BY STATE OR COUNTRY IN 1911.

State or ter.	No.	Amount.	State or ter.	No.	Amount.	State or ter.	No.	Amount.
Alabama	3,648	\$596,445.74	Indiana	54,290	10,281,779.61	Nebraska	14,635	2,507,684.41
Alaska	83	15,468.02	Iowa	31,402	5,698,518.33	Nevada	415	69,970.12
Arizona	538	139,171.26	Kansas	34,725	6,169,168.06	N. Hampshire	7,102	1,324,353.53
Arkansas	10,507	1,642,605.59	Kentucky	23,701	4,157,678.90	New Jersey	20,978	3,490,412.71
California	29,531	5,967,136.23	Louisiana	6,809	1,024,613.69	New Mexico	2,134	391,671.69
Colorado	9,133	1,619,447.73	Maine	15,894	2,946,461.42	New York	75,182	13,172,308.83
Connecticut	11,201	1,672,539.05	Maryland	12,015	2,132,611.17	North Carolina	3,897	654,072.49
Delaware	2,555	454,244.10	Massachusetts	37,301	6,271,153.37	North Dakota	1,780	333,957.17
Dist. Columbia	8,241	1,471,994.53	Michigan	37,938	6,863,461.80	Ohio	86,474	15,638,256.83
Florida	4,747	815,836.77	Minnesota	15,217	2,693,654.03	Oklahoma	12,318	2,179,284.47
Georgia	3,386	543,352.41	Mississippi	4,606	724,961.82	Oregon	8,239	1,390,563.81
Idaho	2,563	438,664.66	Missouri	44,277	7,875,111.92	Pennsylvania	85,573	14,646,640.04
Illinois	61,374	10,853,222.56	Montana	2,438	404,917.85	Rhode Island	5,049	849,318.43

State or ter.	No.	Amount.	State or ter.	No.	Amount.	State or ter.	No.	Amount.
South Carolina	1,924	302,562.44	Bulgaria	1	148.40	Madeira	1	345.00
South Dakota	5,333	1,055,579.05	Canada	2,712	483,539.60	Malta	2	324.00
Tennessee	17,311	3,190,810.87	Cape Verde is-			Mexico	189	33,765.70
Texas	9,143	1,504,851.63	lands	1	96.00	Netherlands	10	1,668.00
Utah	1,110	190,833.54	Ceylon	2	594.00	Newfoundland	4	612.00
Vermont	7,214	1,413,376.38	Chile	12	2,268.00	New Zealand	16	2,847.50
Virginia	8,313	1,485,553.83	China	18	3,209.40	Nicaragua	2	288.00
Washington	11,005	1,821,604.85	Comoro Islands	1	120.00	Norway	77	12,725.10
West Virginia	11,338	2,044,688.65	Costa Rica	4	517.50	Panama	34	6,045.93
Wisconsin	21,328	3,845,684.64	Cuba	60	10,696.80	Paraguay	31	2,400.00
Wyoming	985	165,667.09	Dan. W. Indies	2	324.00	Peru	14	2,496.10
			Denmark	51	9,092.30	Portugal	5	5,328.00
Total	886,444	156,307,131.53	Dominican Rep.	2	241.00	Russia	18	3,197.60
INSULAR POSSESSIONS.			Dut. W. Indies	6	945.10	Salvador	1	144.00
Hawaii	80	14,858.40	England	486	86,650.80	Samoa	1	96.00
Philippines	60	16,629.12	Egypt	3	330.00	Scotland	86	15,333.67
Porto Rico	36	5,820.00	Fiji Islands	1	*	Seychelles Isl.	1	216.00
Panama	2	192.00	France	76	13,549.67	Siam	1	144.00
Total	178	37,499.52	Germany	532	95,853.33	South Africa	11	1,728.00
FOREIGN COUNTRIES.			Greece	8	1,941.41	Spain	3	432.00
Algeria	1	108.00	Guatemala	3	465.00	St. Helena	1	144.00
Argentina	16	2,852.50	Haiti	1	108.00	Sudan	1	473.57
Australia	103	18,364.90	Honduras	2	252.00	Sweden	81	14,443.10
Austria-Hungry	36	6,418.89	Hongkong	3	597.00	Switzerland	68	12,126.40
Azores	6	1,089.00	India	17	3,031.10	Tasmania	2	2,332.93
Bahamas	4	792.00	Ireland	462	82,370.63	Tonga Islands	2	432.00
Barbados	2	216.00	Isle of Man	3	335.50	Turkey	20	3,905.00
Belgium	24	4,279.10	Isle of Pines	2	372.00	Uruguay	4	909.60
Bermuda	6	1,044.00	Italy	61	10,875.30	Venezuela	1	144.00
Bolivia	1	180.00	Jamaica	7	1,876.20	Wales	31	5,526.30
Brazil	4	698.00	Japan	34	6,002.20			
Brit. E. Africa	1	144.00	Korea	1	36.00	Total	5,476	978,471.98
Brit. W. Indies	3	298.00	Liberia	7	912.00			*No payment.

SUMMARY.

	Pensioners.	Payments.
Pensioners residing in states and territories and payments to them	886,444	\$156,307,131.53
Pensioners residing in insular possessions and payments to them	178	37,499.52
Pensioners residing in foreign countries and payments to them	5,476	978,471.98
Total	892,098	157,323,103.03

	Payments by treasury department (treasury settlements)
Total	2,057.32

Total payments on account of army and navy pensions for the fiscal year..... **157,325,160.35**

CLASSIFICATION OF DISBURSEMENTS.

Regular establishment—Army—Invalids.	\$1,800,635.56	Minors, etc.	33,831.77
Widows, etc.	574,403.14	Act April 19, 1908—Army—Widows	31,448,216.19
Navy—Invalids	558,095.78	Navy—Widows	1,313,414.08
Widows, etc.	304,699.71	War with Spain—Army—Invalids	2,999,776.36
Civil War—Act. Feb. 6, 1907—Army	59,507,072.53	Widows, etc.	737,431.05
Navy	2,201,819.54	Navy—Invalids	111,123.67
General law—Army—Invalids	31,487,752.97	Widows, etc.	52,919.57
Nurses	61,856.93	War of 1812—Widows	44,347.45
Widows, etc.	10,950,586.65	War with Mexico—Survivors	428,221.22
Navy—Invalids	321,001.79	Widows	594,696.89
Widows, etc.	172,910.83	Indian wars—Survivors	168,688.24
Act June 27, 1890—Army—Invalids	9,407,564.05	Widows	466,393.28
Minors, etc.	122,994.61		
Navy—Invalids	322,534.07	Total	157,323,103.03
Amount disbursed on account of regular establishment			\$3,197,834.19
Amount disbursed on account of civil war			148,231,665.51
Amount disbursed on account of war with Spain			3,951,251.23
Amount disbursed on account of war of 1812			44,347.45
Amount disbursed on account of war with Mexico			1,322,918.11
Amount disbursed on account of Indian wars			1,575,086.52
Amount disbursed by treasury settlements			2,057.32
Total			157,325,160.35

PENSIONS AND PENSIONERS BY YEARS SINCE 1866.

Paid as pensions.	Expenses.	No. of pensioners.	Paid as pensions.		Expenses.	No. of pensioners.
			Expenses.	No. of pensioners.		
1866.. \$15,450,549.88	\$407,165.00	\$15,857,714.88	126,722	1882.. 54,313,172.05	1,466,236.01	55,779,408.06
1867.. 20,784,789.69	490,977.35	17,275,767.04	155,474	1883.. 60,427,573.81	2,591,648.29	63,019,222.10
1868.. 23,101,509.36	553,020.34	23,654,529.70	169,643	1884.. 57,912,387.47	2,835,181.00	60,747,568.47
1869.. 28,313,247.27	564,526.81	29,077,774.08	187,963	1885.. 65,197,937.12	3,392,576.34	68,564,513.46
1870.. 29,351,488.78	600,997.86	29,952,486.64	198,686	1886.. 64,091,142.90	3,245,016.61	67,336,159.51
1871.. 28,518,792.62	863,079.00	29,381,871.62	207,495	1887.. 73,752,997.08	3,753,400.91	77,506,397.99
1872.. 29,752,746.81	951,253.00	30,703,999.81	232,229	1888.. 78,950,501.67	3,515,057.27	82,465,558.94
1873.. 26,962,063.89	1,003,200.64	27,965,264.53	238,411	1889.. 88,842,720.58	3,466,968.40	92,309,688.98
1874.. 30,206,778.99	966,794.13	31,173,573.12	236,241	1890.. 106,093,850.39	3,526,382.13	109,620,232.52
1875.. 29,270,404.76	982,695.35	30,253,100.11	234,321	1891.. 117,312,690.50	4,700,636.44	122,013,326.94
1876.. 27,936,209.53	1,015,078.81	28,951,288.34	232,137	1892.. 139,394,147.11	4,898,665.80	144,292,812.91
1877.. 28,192,821.72	1,034,459.33	29,217,281.05	232,104	1893.. 156,906,637.94	4,867,734.42	161,774,372.36
1878.. 26,786,009.44	1,032,500.09	27,818,509.53	223,998	1894.. 139,936,726.17	3,963,976.31	143,950,702.45
1879.. 32,664,428.92	887,734.14	34,502,163.06	242,725	1895.. 139,812,294.30	4,388,020.21	144,150,314.57
1880.. 56,689,229.08	935,027.28	57,624,256.36	250,802	1896.. 138,220,704.46	3,991,375.61	142,212,080.07
1881.. 50,583,405.35	1,072,059.64	61,655,464.99	268,830	1897.. 139,949,717.35	3,987,733.07	143,937,500.42

	Paid as pensions.	Expenses.	Total.	No. of pen- sioners.
1898..	144,651,879.80	4,114,091.46	148,765,971.26	993,734
1899..	138,355,052.95	4,147,517.73	142,502,570.68	991,519
1900..	138,462,130.65	3,841,706.74	142,303,837.39	993,529
1901..	138,531,488.84	3,868,735.44	142,400,224.28	997,735
1902..	137,504,287.99	3,831,378.96	141,335,666.95	999,446
1903..	141,935,571.49	3,993,216.79	141,752,870.50	996,545
1904..	141,862,361.33	3,721,832.82	144,864,694.15	998,441
1905..	139,000,288.25	3,523,269.51	142,523,557.76	985,971
1906..	138,155,412.46	3,309,110.44	141,464,522.90	967,371
1907..	133,092,086.27	2,800,963.36	155,894,049.63	951,687
1908..	161,973,703.77	2,852,583.73	164,826,287.50	946,194
1909..	159,974,056.08	2,657,673.86	162,631,729.94	921,083
1911..	157,325,150.35	2,517,127.06	159,842,287.41	892,098

PENSIONS OF THE SEVERAL WARS AND OF THE PEACE ESTABLISHMENT.

The amounts that have been paid for pensions to soldiers, sailors and marines, their widows, minor children and dependent relatives, on account of military and naval service since the foundation of the government to June 30, 1911, are as follows:

War of the revolution (estimate).....	\$70,000,000.00
War of 1812 (service pension).....	45,853,024.19
Indian wars (service pension).....	11,192,205.52
War with Mexico (service pension).....	45,279,686.83
Civil war.....	3,985,719,836.93
War with Spain and insurrection in Philippine Islands.....	34,142,976.37
Regular establishment.....	21,705,852.33
Unclassified.....	16,488,147.99

Total disbursements for pensions....4,230,351,730.16

4,133,936,285.93 120,579,861.74 4,254,516,147.67

NUMBER OF PENSIONERS AT DIFFERENT RATES.

\$6 and under.....	15,669	From \$17 to \$18, inclusive..	312	From \$45 to \$50, inclusive..	3,055
From \$6 to \$8, inclusive....	9,793	From \$18 to \$20, inclusive..	76,352	From \$50 to \$72, inclusive..	2,278
From \$8 to \$10, inclusive....	6,254	From \$20 to \$24, inclusive..	34,436	From \$72 to \$100, inclusive..	553
From \$10 to \$12, inclusive..	560,338	From \$24 to \$25, inclusive..	2,236	At \$125.....	1
From \$12 to \$14, inclusive..	10,107	From \$25 to \$30, inclusive..	20,223	At \$166 $\frac{2}{3}$	2
From \$14 to \$15, inclusive..	112,602	From \$30 to \$36, inclusive..	643	At \$208 $\frac{2}{3}$	1
From \$15 to \$16, inclusive..	3,200	From \$36 to \$45, inclusive..	3,242	At \$416 $\frac{2}{3}$	1
From \$16 to \$17, inclusive..	30,620				

SURVIVORS OF MEXICAN AND CIVIL WARS BY AGES.

Granted pensions under act of Feb. 6, 1907.

Age.	Civil Mexican	war.	Age.	Civil Mexican	war.
52.....	104,857	83.....	1,456	228	
53.....	36,289	84.....	1,171	174	
54.....	32,412	85.....	844	124	
55.....	26,995	86.....	731	73	
56.....	25,576	87.....	411	51	
57.....	19,518	88.....	264	33	
58.....	14,955	89.....	126	21	
59.....	8,649	90.....	84	13	
60.....	69,131	91.....	48	8	
61.....	17,439	92.....	41	4	
62.....	14,865	93.....	23	2	
63.....	12,425	94.....	16	2	
64.....	7,506	95.....	4	
65.....	18,292	96.....	6	
66.....	8,693	132	17	5
67.....	6,262	187	98	7
68.....	5,086	265	103	1
69.....	4,038	344	107	1
70.....	3,805	419	108	1
71.....	2,413	368
72.....	2,088	368	Total	446,579	2,916

CIVIL WAR OFFICERS ON THE PENSION ROLL.

Major-general	2	Captain	5,844
Brigadier-general	13	1st Lieutenant.....	7,697
Colonel	173	Second Lieutenant.....	5,834
Lieutenant-colonel..	423		
Major	758	Total	20,844

BOUNTY LAND WARRANTS TO JUNE 30, 1911.

War of the revolution.....	Number.	Acres.
War of 1812, acts prior to 1850.....	16,663	2,666,050
Act of 1847, Mexican war.....	29,471	4,891,520
Act of 1850, war of 1812, Mexican and Indian wars.....	88,274	13,213,640
Act of 1852, war of 1812, Mexican and Indian wars.....	11,992	694,400
Act of 1855, war of 1812, Mexican and Indian wars.....	263,139	34,157,350
Total	598,685	68,791,550

HISTORICAL.

There are now no pensioners on account of the revolutionary war on the roll. Mrs. Phoebe M. Palmeter, who was pensioned by a special act of congress as the daughter of Jonathan Wooley, who served in a New Hampshire company, died at Brookfield, N. Y., April 25, 1911, aged 96 years. The last widow pensioner of that war was Esther S. Damon of Plymouth Union, Vt., who died Nov. 11, 1906, aged 92 years. The last survivor of the revolution was Daniel F. Bakeman, who died at Freedom, Cattaraugus county, N. Y., April 5, 1869, aged 109 years 6 months and 8 days.

The last surviving pensioned soldier of the war of 1812 was Hiram Cronk of Ava, N. Y., who died May 13, 1905, aged 105 years and 16 days. The names of 279 widows of the war of 1812 remained on the pension roll June 30, 1911.

Mrs. Britannia W. Kennon, who died Jan. 11, 1911, at Tudor place, N. W., in Washington, D. C., probably drew a pension as a widow longer than any other person. She was married to Beverly Kennon in Georgetown, D. C., Dec. 8, 1842. Her husband was a captain in the navy, and was killed Feb. 28, 1844, by the bursting of a cannon on the S. S. Princeton, two members of the cabinet of President Tyler having been killed at the same time. She was granted a pension under the laws existing at that time at the rate of \$50 per month from the date her husband was killed, and she received such pension from that time until her death, a period of almost sixty-seven years. She was a great-granddaughter of Martha Washington, wife of the first president of the United States. She was born Jan. 28, 1815, and was 96 years of age at the time of her death.

The number of survivors of the civil war on the pension roll at the close of the fiscal year was 529,884. The number of survivors whose names were dropped from the roll during the year on account of death was 35,243. There were more than 2,000 certificates issued during the year to survivors of the civil war who had never been pensioned before. The net reduction during the year in the number of survivors on the roll was only 32,731. The number of individuals in the military and naval service of the United States during the civil war is estimated at 2,213,365. It is believed that only about 25 per cent of those who rendered service in the civil war are now living. The death rate of the survivors is now slightly in excess of 6 per cent per annum. The average age of the survivors is about 70 years.

PENSIONS GRANTED BY SPECIAL ACTS OF CONGRESS SINCE MARCH 4, 1861.

Congress.	Number.	Congress.	Number.
35th (1861-1863).....	12	51st (1889-1891).....	1,383
37th (1863-1865).....	27	52d (1891-1893).....	217
39th (1865-1867).....	138	53d (1893-1895).....	119
40th (1867-1869).....	275	54th (1895-1897).....	379
41st (1869-1871).....	276	55th (1897-1899).....	69
42d (1871-1873).....	167	56th (1899-1901).....	1,391
43d (1873-1875).....	182	57th (1901-1903).....	2,171
44th (1875-1877).....	98	58th (1903-1905).....	3,355
45th (1877-1879).....	230	59th (1905-1907).....	6,036
46th (1879-1881).....	96	60th (1907-1909).....	6,609
47th (1881-1883).....	216	61st (1909-1911).....	9,649
48th (1883-1885).....	598		
49th (1885-1887).....	856	Total	35,987
50th (1887-1889).....	1,015		

STATISTICS OF EDUCATION IN THE UNITED STATES.

[From report of United States commissioner of education.]

STATE COMMON SCHOOL STATISTICS (1908-1909).

STATE.	Estimat'd pop. in 1909.	COMMON SCHOOL ENROLLMENT.			Per ct. pop.en- rolled.	Av.daily attend- ance.	NUMBER OF TEACHERS.		
		Boys.	Girls.	Total.			Men.	Women.	Total.
North Atlantic Division—									
Maine.....	737,450	149,810	20.0	109,021	1,006	6,445	7,451
New Hampshire.....	428,650	33,199	31,834	65,033	15.2	48,063	210	2,762	2,972
Vermont.....	354,763	33,440	32,734	66,174	18.7	57,483	311	2,826	3,137
Massachusetts.....	3,305,300	590,444	16.1	436,559	1,341	13,752	15,093
Rhode Island.....	529,955	39,843	38,921	78,764	14.9	61,169	201	2,093	2,294
Connecticut.....	1,092,375	187,876	17.3	144,963	363	4,816	5,179
New York.....	8,909,800	697,908	688,744	1,386,712	15.6	1,105,547	4,783	36,448	41,231
New Jersey.....	2,461,166	215,448	209,086	424,534	17.3	309,661	1,250	9,385	11,235
Pennsylvania.....	7,516,400	1,265,054	16.8	994,969	7,938	26,771	34,706
South Atlantic Division—									
Delaware.....	200,471	19,250	20,291	39,546	20.0	27,117	151	741	897
Maryland.....	1,233,848	239,420	18.7	147,018	900	4,552	5,452
District of Columbia.....	325,450	26,282	28,510	54,792	16.9	43,918	189	1,413	1,602
Virginia.....	2,040,200	196,341	197,731	394,072	19.3	257,724	2,080	8,013	10,093
West Virginia.....	1,197,375	142,503	133,830	276,333	22.9	193,353	4,030	4,469	8,499
North Carolina.....	2,172,650	521,202	23.9	335,969	3,244	7,713	10,957
South Carolina.....	1,496,500	157,198	177,704	334,902	23.3	230,849	1,827	5,049	6,876
Georgia.....	2,568,666	647,912	21.4	357,710	3,150	9,081	12,231
Florida.....	726,450	69,652	72,276	141,928	19.6	101,780	978	2,900	3,878
South Central Division—									
Kentucky.....	2,275,333	261,677	257,515	519,192	22.8	307,605	4,050	7,135	11,145
Tennessee.....	2,168,000	201,473	250,085	512,158	23.6	345,905	3,841	6,008	10,450
Alabama.....	2,104,850	416,390	19.8	271,648	2,903	5,370	8,273
Mississippi.....	1,770,950	450,991	26.0	284,366	2,905	6,746	9,651
Louisiana.....	1,626,333	122,617	126,450	249,067	15.3	171,801	1,256	4,584	5,840
Texas.....	3,802,500	416,691	416,940	833,631	21.9	557,356	6,350	13,748	20,098
Arkansas.....	1,545,572	188,450	188,744	377,194	24.1	243,232	4,365	4,798	9,164
Oklahoma.....	1,538,750	193,138	185,191	381,329	24.8	237,377	2,113	6,623	8,736
North Central Division—									
Ohio.....	4,702,333	403,314	389,190	792,513	16.9	656,788	8,118	18,154	26,272
Indiana.....	2,681,375	286,842	263,499	550,341	19.3	425,243	6,180	10,715	16,895
Illinois.....	5,551,375	506,171	491,282	997,453	18.0	783,299	5,479	23,853	29,332
Michigan.....	2,768,466	271,466	264,384	535,850	19.4	447,765	2,585	15,178	17,763
Wisconsin.....	2,306,055	236,368	230,186	466,554	20.2	322,766	1,799	12,878	14,677
Minnesota.....	2,041,000	435,109	21.4	308,673	1,613	13,149	14,762
Iowa.....	2,225,700	505,192	22.7	361,805	2,801	25,006	27,807
Missouri.....	3,273,833	356,127	350,563	706,690	21.6	495,995	4,831	13,298	18,129
North Dakota.....	543,900	70,168	65,095	135,263	24.9	88,139	1,440	5,318	7,258
South Dakota.....	562,443	62,617	58,982	121,939	21.7	76,694	965	4,779	5,744
Nebraska.....	1,178,717	143,697	137,679	281,375	23.9	191,076	1,322	9,357	10,679
Kansas.....	1,067,461	199,494	194,986	394,380	23.6	289,674	2,483	10,147	13,290
Western Division—									
Montana.....	360,066	54,627	15.2	45,798	248	1,767	2,015
Wyoming.....	189,490	11,784	11,868	23,182	16.7	16,595	121	855	976
Colorado.....	768,266	81,779	80,881	162,660	21.1	103,157	1,100	4,400	5,500
New Mexico.....	310,828	47,987	15.5	29,880	478	742	1,220
Arizona.....	194,264	28,608	14.7	17,863	122	671	793
Utah.....	362,366	43,062	41,741	84,803	23.4	65,884	610	1,645	2,255
Nevada.....	76,655	4,942	4,819	9,761	13.8	6,910	43	371	414
Idaho.....	303,671	38,508	35,699	74,207	24.4	51,012	477	1,627	2,104
Washington.....	1,055,219	104,773	100,793	205,566	19.5	150,325	1,857	5,531	6,718
Oregon.....	640,843	59,000	55,467	114,467	17.8	95,081	863	3,590	4,453
California.....	2,268,696	181,107	179,171	360,278	15.5	272,252	1,467	9,280	10,747
North Atlantic Division.....	25,335,659	2,119,968	2,029,383	4,149,351	16.4	3,267,435	17,040	105,898	123,296
South Atlantic Division.....	12,009,610	1,246,553	1,303,574	2,550,107	21.2	1,686,438	16,654	43,631	60,485
South Central Division.....	16,832,288	1,887,232	1,898,650	3,785,902	22.4	2,419,190	27,784	93,413	93,397
North Central Division.....	29,503,218	3,006,355	2,896,284	5,902,639	20.0	4,447,917	39,646	162,432	202,078
Western Division.....	6,480,334	532,045	506,101	1,038,146	17.8	854,857	6,916	30,279	37,195
United States.....	90,161,309	8,852,183	8,653,992	17,506,175	19.4	12,684,837	108,390	398,153	506,453

*In 1907-1908.

EXPENDITURES FOR COMMON SCHOOLS.

School year.	Built- ings. etc.	Salaries.	Other.	Total.	Per capita.	Per pupil.
1899-1900.....	\$35,450,820	\$137,687,746	\$41,826,052	\$214,964,618	2.84	20.21
1900-1901.....	39,872,273	143,378,507	44,272,042	227,522,827	2.94	21.23
1901-2.....	39,962,863	151,443,681	46,855,755	238,262,299	3.03	21.53
1902-3.....	46,289,074	157,110,108	48,068,443	251,457,625	3.15	22.75
1903-4.....	49,453,269	167,824,753	55,938,205	273,216,227	3.26	24.14
1904-5.....	56,416,169	177,462,981	57,737,511	291,616,660	3.53	25.40
1905-6.....	60,608,352	186,487,464	60,673,843	307,765,659	3.66	26.27
1906-7.....	65,333,940	202,647,814	69,517,179	336,898,333	3.90	28.25
1907-8.....	73,646,408	219,730,123	77,929,879	371,341,410	4.27	30.55
1908-9.....	81,878,591	237,613,913	82,505,243	401,997,747	4.45	31.66

TEACHERS' AVERAGE MONTHLY SALARIES (1910).

In state common schools.

Division.	Men.	Women.	All.
North Atlantic...	\$78.36	\$52.10	\$57.00
South Atlantic...	51.35	38.72	42.19
South central...	57.11	46.90	47.87
North central...	69.13	62.04	55.47
Western	78.14	55.69	59.27

United States... 63.39 50.08 57.00

CITY EVENING SCHOOLS IN 1909-10.

Cities with evening schools	227
Number of teachers	9,326
Number of pupils	374,364
Average daily attendance	155,888

PUBLIC HIGH SCHOOLS (1910).

Schools	10,213
Instructors—Men	18,890
Instructors—Women	22,777
Instructors—Total	41,667
Secondary students—Boys	398,525
Secondary students—Girls	516,536
Secondary students—Total	915,061
Elementary pupils—Boys	54,364
Elementary pupils—Girls	90,099
Elementary pupils—Total	174,463

PRIVATE HIGH SCHOOLS AND ACADEMIES (1910).

Schools	1,781
Instructors—Men	4,512
Instructors—Women	6,634
Instructors—Total	11,146
Secondary students—Boys	55,474
Secondary students—Girls	61,926
Secondary students—Total	117,400
Elementary pupils—Boys	31,133
Elementary pupils—Girls	44,132
Elementary pupils—Total	75,265

NORMAL SCHOOLS IN THE UNITED STATES (1910).

PUBLIC.

Schools	196
Teachers—Men	1,105
Teachers—Women	2,080
Teachers—Total	3,185
Students—Men	17,096
Students—Women	62,450
Students—Total	79,546
Total income	\$12,595,891
Volumes in libraries	1,331,705

PRIVATE.

Schools	68
Teachers—Men	255
Teachers—Women	320
Teachers—Total	575
Students—Men	2,650
Students—Women	6,365
Students—Total	9,015
Total income	\$2,092,329
Volumes in libraries	189,823

UNIVERSITIES, COLLEGES AND TECHNOLOGICAL SCHOOLS (1910).

Institutions reporting	602
Under public control	89
Under private control	513
Co-educational	352
For men only	142
For women only	108
Men teachers	24,461
Women teachers	4,818
Total teachers	27,279
Students enrolled	301,818
Men students	201,341
Women students	100,477
Students—Classical	44,849
General science	11,163
Agriculture	7,372

Engineering	90,337
Education	6,963
Commerce	4,321
Household economy	1,934
Music	8,217
Art	2,182
Architecture	775
Forestry	546
Chemistry	4,507
Civil engineering	7,889
Chemical engineering	869
Electrical engineering	5,450
Mechanical engineer'g	6,377
Mining engineering	2,656
Volumes in libraries	14,059,180
Value of apparatus	\$32,747,424
Value of grounds	\$67,688,727
Value of buildings	\$211,440,008
Productive funds	\$259,376,878
Total receipts	\$80,438,987
*In institutions for men and for both sexes.	

COLLEGES FOR WOMEN (A).

Institutions	16
Teachers	996
Volumes in libraries	394,465
Value of apparatus	\$1,129,400
Value of grounds	\$3,285,109
Value of buildings	\$12,265,352
Productive funds	\$12,888,307
Total receipts	\$4,845,615

COLLEGES FOR WOMEN (B).

Institutions	92
Teachers	1,616
Students	17,524
Volumes in libraries	286,526
Value of apparatus	\$810,304
Value of grounds	\$2,825,362
Value of buildings	\$9,468,161
Productive funds	\$1,158,143
Total receipts	\$3,085,132

PROFESSIONAL SCHOOLS IN THE UNITED STATES.

	1910.	1900.	1890.	1880.	1870.
Theology:					
Schools	184	154	145	142	80
Students	11,012	8,009	7,013	5,242	3,254
Graduates	1,759	1,773	1,372	719
Law:					
Schools	114	96	54	48	23
Students	19,567	12,516	4,518	3,134	1,653
Graduates	4,233	3,241	1,424	1,089
Medicine (all classes):					
Schools	135	151	129	90
Students	21,394	25,213	15,484	11,929	6,194
Graduates	4,448	5,219	4,566	3,241
Medicine (regular):					
Schools	112	121	93	72
Students	19,933	22,752	13,521	9,876	5,670
Graduates	4,129	4,720	3,853	2,673
Medicine (homoeopathic):					
Schools	14	22	14	12
Students	897	1,909	1,164	1,220	275
Graduates	184	413	380	380

SCHOOLS FOR TRAINING PROFESSIONAL NURSES. Grad-

Year.	Schools.	Pupils.	inter.
1910.....	1,129	32,626	8,140
1900.....	432	11,164	3,455
1890.....	35	1,552	471
1880.....	15	323	157

AGRICULTURAL AND MECHANICAL COLLEGES.

Established by act of congress of July 2, 1862, and receiving federal aid under acts of Aug. 30, 1890, and March 4, 1907.

Schools	68
For colored race only	16
Teachers	6,665
Students	80,646
Property	\$17,843,129
Income	\$20,890,610
Federal aid	\$2,000,000

COMMERCIAL AND BUSINESS SCHOOLS (1910).

Schools	541
Teachers—Men	1,736
Teachers—Women	1,300
Teachers—Total	2,966
Students—Men	72,887
Students—Women	61,891
Students—Total	134,778

INDUSTRIAL OR REFORM SCHOOLS.

Schools	115
Inmates—Male	43,702
Inmates—Female	12,961
Inmates—Total	56,663
Teachers	1,117
Expenditures	\$8,430,572

STATE SCHOOLS FOR THE BLIND (1910).

Schools	48
---------	----

Dentistry:					
Schools	53	54	27	16
Students	6,439	7,928	2,696	730	257
Graduates	1,588	2,029	943	266
Pharmacy:					
Schools	79	53	30	14
Students	6,226	4,042	2,871	1,347	512
Graduates	1,715	1,130	759	136
Veterinary medicine:					
Schools	20	13	7
Students	2,717	362	463
Graduates	769	100
PROPERTY, ENDOWMENT, INCOME AND LIBRARIES (1910).					
Class.	Property.	Endowment.	Income.	Volumes.	
Theological	\$19,944,100	\$34,504,100	\$3,356,500	2,131,200	
Law	1,954,700	2,014,500	1,420,600	788,600	
Medical	16,473,489	7,324,556	1,678,470	343,542	
Dental	1,910,882	640,168	28,103	
Pharmaceutic'l	808,000	249,663	340,214	83,745	
Veterinary	961,797	225,745	10,535	

Teachers—Male	179
Teachers—Female	353
Teachers—Total	531
Pupils—Male	2,263
Pupils—Female	2,060
Pupils—Total	4,323
Raised type books	80,774
Expenditures	\$1,577,382

STATE SCHOOLS FOR THE DEAF (1910).

Schools	57
Teachers—Men	379
Teachers—Women	820
Teachers—Total	1,208
Pupils—Male	5,681
Pupils—Female	4,718
Pupils—Total	10,399
Volumes in libraries	119,086
Expenditures	\$2,971,256

AMERICAN UNIVERSITIES AND COLLEGES.

Nonsectarian and undenominational schools marked with *.

School, location and date of founding.	President.	Instruct- ors. denis.
Adelphi college, * Brooklyn, N. Y. (1896).....	C. H. Livermore, Ph. D.....	28 458
Adrian college, Adrian, Mich. (1859).....	B. W. Anthony, D. D., LL. D.....	24 203
Agnes Scott college, Decatur, Ga.....	F. H. Gaines, D. D.....	20 173
Agnes & Mech. Col. of Tex., * Col. S., Tex. (1876).....	R. T. Milner, LL. D.....	64 1,358
Alabama Polytechnic Inst., * Auburn, Ala. (1872).....	C. C. Thach, M. A., LL. D.....	60 737
Albany college, Albany, Ore. (1866).....	H. M. Crooks.....	14 185
Albion college, Albion, Mich. (1861).....	Hon. Samuel Dickie, LL. D.....	26 501
Alfred university, * Alfred, N. Y. (1836).....	Boothe C. Davis, Ph. D.....	43 400
Allegheny college, Meadville, Pa. (1815).....	W. H. Crawford, D. D., LL. D.....	19 357
Alma college, Alma, Mich. (1897).....	A. F. Bruske, M. S., D. D.....	28 302
American Inter. col., * Springfield, Mass. (1885).....	C. Stowe McGowan.....	16 98
Amer. Univ. of Harriman, Harriman, Tenn. (1893).....	W. T. Robinson, M. A.....	12 265
Amherst college, * Amherst, Mass. (1825).....	George Harris, LL. D.....	48 502
Amity college, * College Springs, Iowa (1855).....	Rev. R. A. McConagha, D. D.....	11 200
Andover Theological sem., Cambridge, Mass. (1803).....	Albert P. Fitch, D. D.....	7 44
Antioch college, * Yellow Springs, O. (1852).....	S. D. Fess, LL. D.....	16 354
Arkansas college, Batesville, Ark (1872).....	Eugene R. Long, Ph. D.....	10 172
Armour Inst. of Technology, * Chicago, Ill. (1893).....	F. W. Gansulus, D. D., LL. D.....	65 1,393
Atlanta university, * Atlanta, Ga. (1869).....	Edward T. Ware, A. B., D. D.....	23 394
Auburn Theological sem., Auburn, N. Y. (1819).....	G. B. Stewart, D. D., LL. D.....	10 63
Augsburg seminary, Minneapolis, Minn. (1869).....	George Swedrup, Jr., D. D.....	14 176
Augustana college, Rock Island, Ill. (1800).....	Gustav Anderson, Ph. D.....	33 555
Baldwin university, Baldwin, Kas. (1858).....	Wilbur N. Mason.....	33 575
Baldwin university, Berea, O. (1856).....	Glezen A. Reeder, D. D.....	30 541
Barnard college, * New York, N. Y. (1859).....	N. M. Butler, LL. D., Litt. D.....	78 829
Bates college, * Lewiston, Me. (1864).....	George C. Chase, A. M., D. D., LL. D.....	52 478
Baylor university, Waco, Tex. (1845).....	Samuel P. Brooks, A. M., LL. D.....	72 1,434
Bellevue college, Bellevue, Neb. (1880).....	Stephen W. Stookey, D. D.....	16 170
Beloit college, * Beloit, Wis. (1846).....	E. D. Eaton, D. D., LL. D.....	30 410
Berea college, * Berea, Ky. (1855).....	W. Godell Frost, Ph. D., D. D., LL. D.....	80 1,426
Bethany college, Bethany, W. Va. (1840).....	T. E. Cramblet, A. M., LL. D.....	22 326
Bethany college, Lindsborg, Kas. (1881).....	Ernest P. Philblad, A. M.....	46 887
Bethel college, Russellville, Ky.....	F. D. Perkins, M. A.....	9 140
Bissell Col. of Photo-Engraving, Effingham, Ill.....	L. H. Bissell.....	4 80
Blackburn college, Carlinville, Ill. (1857).....	Walter H. Bradley, Ph. D. (acting).....	11 152
Boston college, Boston, Mass. (1863).....	Thomas J. Gasson, S. J.....	13 200
Boston university, Boston, Mass. (1869).....	William E. Huntington, LL. D.....	155 1,781
Bowdoin college, Brunswick, Me. (1794).....	William DeWitt Hyde, D. D., LL. D.....	64 398
Bradley Polytechnic Institute, Peoria, Ill.....	Theodore C. Burgess, Ph. D.....	40 1,016
Brigham Young college, Logan, Utah (1877).....	James H. Linford, B. S., E. D.....	26 504
Brown university, * Providence, R. I. (1784).....	William C. E. Fauce, D. D., LL. D.....	90 921
Bryn Mawr college, * Bryn Mawr, Pa. (1885).....	Miss W. G. Thomas, Ph. D., LL. D.....	60 426
Buchtel college, Akron, O. (1870).....	A. B. Church, D. D., LL. D.....	29 236
Bucknell university, Lewisburg, Pa. (1846).....	John Howard Harris, LL. D.....	48 686
Butler college, * Indianapolis, Ind. (1850).....	Thomas C. Howe, LL. D.....	20 540
Canisius college, Buffalo, N. Y. (1870).....	Augustine A. Miller, S. J.....	30 473
Carleton college, * Northfield, Minn. (1866).....	Donald G. Cowling, D. D., Ph. D.....	24 341
Carroll college, Waukesha, Wis. (1846).....	Wilbur C. Carrier, M. A.....	17 282
Carson & Neman col., Jefferson City, Tenn. (1851).....	M. D. Jeffries, M. D., D. D.....	25 466
Carthage college, Carthage, Ill. (1870).....	Henry D. Hoover, A. M., B. D., Ph. D.....	15 163
Case Sc. Applied Science, * Cleveland, O. (1881).....	Charles S. Howe, Ph. D., D. Sc.....	42 503
Cath. Univ. of Am., Washington, D. C. (1889).....	Thomas J. Shahan, D. D.....	50 330
Cedarville college, Cedarville, O. (1887).....	David McKinney, D. D., LL. D.....	15 80
Central college, Fayette, Mo. (1857).....	William A. Webb, D. D.....	11 209
Central Univ. of Kentucky, Danville, Ky. (1819).....	F. W. Hittitt, Ph. D., D. D.....	40 400
Central Wesleyan college, Warrenton, Mo. (1864).....	Otto E. Kriege, D. D., A. B.....	21 306
Charles City college, Charles City, Iowa (1891).....	Frank E. Hirsch, A. M., D. D.....	15 238
Christian university, Canton, Mo. (1853).....	Carl Johan, A. M., LL. D.....	14 178
Claflin university, Orangeburg, S. C. (1869).....	Lewis M. Dunton, A. M., D. D.....	40 700
Clark college, * Worcester, Mass. (1902).....	William C. Sanford, Ph. D.....	13 185
Clark univ., South Atlanta Station, Ga. (1870).....	S. E. Idleman, A. M., D. D.....	21 411
Clark university, * Worcester, Mass. (1839).....	G. Stanley Hall, Ph. D., LL. D.....	25 127
Clarkson School Tech., * Potsdam, N. Y. (1896).....	John P. Brooks, M. S.....	10 70
Clemson Ag. col., * Clemson college, S. C. (1896).....	W. M. Riggs.....	52 703
Coe college, Cedar Rapids, Iowa (1881).....	John A. Marquis.....	31 410
Colby college, Waterville, Me. (1820).....	A. J. Roberts.....	23 350
Colgate university, * Hamilton, N. Y. (1819).....	William H. Crawshaw, A. M. (acting).....	25 307
College City of New York, * New York (1847).....	John H. Finley, LL. D.....	250 3,900
College of Emporia, Emporia, Kas. (1882).....	Henry C. Culbertson, D. D.....	19 245
College of St. Elizabeth, Convent Station, N. J.....	Sister Mary Pauline.....	35 300
Colorado college, * Colorado Springs, Colo. (1874).....	William F. Slocum, D. D., LL. D.....	50 600
Columbia university, * New York, N. Y. (1754).....	Nicholas M. Butler, Ph. D., LL. D., Litt. D.....	700 7,853
Concordia college, Fort Wayne, Ind. (1839).....	Rev. Martin Luecke.....	11 234
Converse college, * Spartansburg, S. C. (1890).....	Robert P. Pell, Litt. D.....	10 314
Cooper college, Sterling, Kas. (1857).....	R. T. Campbell, D. D.....	15 183
Correll college, Mount Vernon, Iowa (1853).....	James E. Harlan, LL. D.....	41 741
Cornell university, Ithaca, N. Y. (1868).....	Jacob G. Schurman, D. Sc., LL. D.....	636 5,871
Craigton university, Omaha, Neb. (1879).....	Eugene A. Sargent, Ph. D.....	125 876
Cumberland university, Lebanon, Tenn. (1828).....	Winstead P. Bogue, D. D.....	19 290
Dakota Wesleyan univ., Mitchell, S. D. (1883).....	Samuel F. Kertoff, D. D.....	27 712
Dartmouth college, * Hanover, N. H. (1769).....	Ernest Fox Nichols, D. Sc.....	101 1,229
Davidson college, Davidson, N. O. (1837).....	Henry L. Smith, Ph. D., LL. D.....	28 342
Defiance college, Defiance, O. (1902).....	P. W. McKeaynolds, A. M.....	22 375
Delaware college, * Newark, Del. (1833).....	George A. Harter, M. A., Ph. D.....	24 165
Denison university, Granville, O. (1831).....	Emory W. Hunt, D. D., LL. D.....	50 656

School, location and date of founding.	President.	Instruct- ors.	Stu- dents.
De Paul university, Chicago, Ill.	Very Rev. F. X. McCabe, C. M.	25	225
De Pauw university, Greencastle, Ind. (1837) ..	Francis J. McConnell, LL. D.	40	753
Des Moines college, Des Moines, Iowa (1865) ..	John A. Earl, D. D.	19	238
Dickinson college, Carlisle, Pa. (1783) ..	George E. Reed, S. T. D., LL. D.	34	652
Doane university, Crete, Neb. (1872) ..	David B. Berry, D. D.	23	233
Drake university, Des Moines, Iowa (1881) ..	Hill M. Bell, M. D.	125	1,827
Drew theo. seminary, Madison, N. J. (1866) ..	Henry A. Buttz, D. D., LL. D.	11	165
Drury college, Springfield, Mo. (1873) ..	Joseph H. George,	25	303
Earlham college, Richmond, Ind. (1847) ..	Robert L. Kelly, LL. D.	23	643
Elmhurst college, Elmhurst, N. Y. (1855) ..	A. C. Mackenzie, D. D., LL. D.	15	309
Elon college, Elon College, N. C. (1890) ..	Emmitt L. Moffit, M. A., LL. D.	14	238
Emory and Henry college, Emory, Va. (1838) ..	John N. Brown, LL. D.	11	232
Emory college, Oxford, Ga. (1836) ..	James E. Dickey, D. D.	17	293
Erskine college, Due West, S. C. (1839) ..	James S. Moffat, D. D.	9	153
Ewing college, Ewing, Ill. (1867) ..	J. A. Leavitt, LL. D.	15	196
*Almout college, Wichita, Kas. (1895) ..	Henry E. Thayer ..	20	328
Fargo college, Fargo, N. D. (1888) ..	Charles E. Creegan, D. D.	28	401
Flak university, Nashville, Tenn. (1866) ..	George A. Gates, D. D., LL. D.	37	538
Fordham university, New York, N. Y. (1841) ..	Rev. Daniel J. Quinn, D. D., S. J.	153	240
Fort Worth univ. Fort Worth, Tex. (1881) ..	William Felder, D. D.	57	1,190
Frank Hughes college, Clifton, Tenn. (1906) ..	W. E. Johnston ..	10	175
Franklin & Marshall col., Lancaster, Pa. (1887) ..	Henry H. Apple, D. D.	15	263
Franklin college, Franklin, Ind. (1834) ..	Elijah A. Hanley, D. D.	12	201
Franklin college,* New Athens, O. (1825) ..	A. M. Campbell, D. D.	10	96
Furman university, Greenville, S. C. (1851) ..	Edwin McNeil Poteat, LL. D.	14	283
General Theo. sem., New York, N. Y. (1817) ..	Wilford L. Robbins, D. D., LL. D.	18	127
Georgetown univ.,* Washington, D. C. (1789) ..	Rev. Joseph J. Himmel, S. J.	150	1,191
Girard college,* Philadelphia, Pa. (1848) ..	C. A. Herrick, Ph. D.	65	1,529
Goucher college, Baltimore, Md. (1858) ..	Eugene A. Noble, S. T. D.	22	335
Greer college,* Hoopston, Ill. (1881) ..	E. L. Bailey, B. S., M. S.	11	150
Grinnell college, Grinnell, Iowa (1847) ..	J. H. T. Main, Ph. D.	50	658
Grinnell city college,* Grove City, Pa. (1876) ..	I. C. Ketter, D. D., LL. D., Ph. D.	40	750
Grifford college, Cullford College, N. C. (1888) ..	Lewis L. Hobbs, LL. D.	13	254
Gustaf Adolf college, St. Peter, Minn. (1862) ..	P. A. Mattson, Ph. D., D. D.	27	375
Hanilton college,* Clinton, N. Y. (1812) ..	M. Woolsey Stryker, D. D., LL. D.	19	185
Hampden univ., St. Paul, Minn. (1854) ..	G. H. Bridgman, D. D., LL. D.	17	307
Hampton-Sidney col., Hampton-Sidney, Va. (1776) ..	Harry T. Graham, D. D.	10	113
Hampton institute,* Hampton, Va. (1868) ..	Hollis B. Frissell, D. D., LL. D.	197	1,399
Hanover college, Hanover, Ind. (1832) ..	William A. Mills, LL. D.	16	230
Harvard university,* Cambridge, Mass. (1636) ..	Abbott L. Lowell, M. A., LL. D.	634	5,023
Hastings college, Hastings, Neb. (1882) ..	A. E. Turner, LL. D.	14	189
Haverford college, Haverford, Pa. (1833) ..	Isaac Sharpless, Sc. D., LL. D.	22	150
Hedding college, Abingdon, Ill. (1856) ..	William P. MacVey, A. B., D. D.	16	160
Heidelberg university, Tiffin, O. (1850) ..	Charles E. Miller, D. D.	30	392
Hendrix college, Conway, Ark. (1884) ..	A. C. Miller, A. M., D. D.	10	177
Henry Kendall college, Tulsa, Okla. (1895) ..	Seth R. Gordon, D. D., LL. D.	12	233
Hillsdale college, Hillsdale, Mich. (1855) ..	Joseph W. Mauck, A. M., LL. D.	23	275
Hiram college, Hiram, O. (1850) ..	Miner Lee Bates, A. M.	22	345
Hivasse college,* Sweetwater, Tenn. (1849) ..	Eugene Blake, A. M., D. D.	7	93
Hobart college,* Geneva, N. Y. (1822) ..	L. C. Stewardson, LL. D.	20	330
Holy Cross college, Worcester, Mass. (1843) ..	Rev. Thomas E. Murphy, S. J.	30	520
Hope college, Holland, Mich. (1866) ..	Arne Veunema, LL. D.	20	359
Howard college, Birmingham, Ala. (1889) ..	A. P. Montague, LL. D.	10	171
Howard university,* Washington, D. C. (1867) ..	W. P. Thirkield, D. D., LL. D.	101	1,382
Huron college, Huron, S. D. (1883) ..	Calvin H. French, A. M., D. D.	23	488
Illinois college, Jacksonville, Ill. (1829) ..	C. H. Rammelkamp, Ph. D.	21	295
Ill. Col. of Photography, Effingham, Ill.	L. H. Bissell ..	7	180
Ill. Wesleyan univ., Bloomington, Ill. (1850) ..	Theodore Kemp, A. B., D. D.	45	737
Indiana university,* Bloomington, Ind. (1820) ..	William Lowe Bryan, Ph. D.	85	2,564
Iowa State college,* Ames, Iowa (1869) ..	E. W. Stanton (acting) ..	164	1,712
Iowa Wesleyan college, Mt. Pleasant, Iowa (1842) ..	Edwin A. Schell, D. D.	21	334
Jacob Tomes institute,* Port Deposit, Md.	Thomas S. Baker, Ph. D. (director) ..	25	227
Jas. Millikin univ., Decatur, Ill. (1901) ..	A. R. Taylor, Ph. D., LL. D.	67	1,144
John B. Stetson university,* DeLand, Fla. (1883) ..	Lincoln Hulley, Ph. D., Litt. D., LL. D.	48	434
Johns Hopkins univ.,* Baltimore, Md. (1876) ..	Ira Remsen, Ph. D., LL. D.	215	815
Kansas City univ., Kansas City, Mo. (1886) ..	D. S. Stephens, D. D., LL. D.	63	445
Kansas Wesleyan univ., Salina, Kas. (1886) ..	Robert P. Smith, A. M., D. D.	43	1,272
Kemper Hall, Kenosha, Wis. (1871) ..	Mother superior ..	14	125
Kenyon college,* Gambier, O. (1824) ..	William F. Pelzer, M. A., LL. D.	14	125
Kenka college,* Kenka Park, N. Y. (1892) ..	Arthur Braden, A. B., E. D.	10	139
Knox college, Galesburg, Ill. (1837) ..	Thomas McClelland, D. D., LL. D.	31	618
Knoxville college, Knoxville, Tenn. (1875) ..	R. W. McGrannan, D. D.	35	437
Lafayette college, Easton, Pa. (1832) ..	E. D. Wardfield, D. D., LL. D.	50	520
LaGrange college, LaGrange, Mo.	Charles A. Deppe (acting) ..	10	150
Lake Erie college,* Painesville, O. (1837) ..	Miss Vivian Small, M. A.	31	168
Lake Forest college,* Lake Forest, Ill. (1876) ..	John S. Nollen, Ph. D.	17	202
Lander college, Greenwood, S. C. (1872) ..	John O. Willson, D. D.	18	205
LaSalle college, Philadelphia, Pa. (1867) ..	Rev. Brother Abdas, F. S. C.	14	153
Lawrence university,* Appleton, Wis. (1847) ..	Samuel Plantz, D. D.	42	643
Lebanon Valley college, Annville, Pa. (1866) ..	Rev. Lawrence Keister, S. T. B.	22	232
Lehigh university,* South Bethlehem, Pa. (1866) ..	Henry S. Drinker, E. M., LL. D.	68	665
Leland Stanford Jr. U.,* Stanford U., Cal. (1891) ..	David Starr Jordan, LL. D.	220	1,747
Leland university, New Orleans, La. (1869) ..	R. W. Perkins, LL. D.	62	1,715
Lenox college, Hopkinton, Iowa (1856) ..	E. E. Reed, M. A., D. D.	12	138
Lewis institute, Chicago, Ill. (1865) ..	George N. Harman (director) ..	30	3,135
Liberly college, Glasgow, Ky. (1874) ..	Robert E. Hartman, A. M., Ph. D.	18	225
Lincoln college, Lincoln, Ill. (1866) ..	James H. McMurray, Ph. D.	16	305
Livingston college, Sallsbury, N. O.	W. H. Goler, A. M., D. D.	15	335

School, location and date of founding.	President.	Instruct- Stu- dents.
Lombard college,* Galesburg, Ill. (1851).....	L. B. Fisher, D. D.....	14 110
Louisiana State univ.* Baton Rouge, La. (1860)....	Thomas D. Boyd, A. M., LL. D.....	66 785
Loyola university, Chicago, Ill. (1909).....	Rev. A. J. Burrows, S. J.....	127 1,061
Luther college, Decorah, Iowa (1861).....	Rev. C. K. Preus.....	13 181
Macalester college, St. Paul, Minn. (1884).....	T. Morey Hodgman, M. A., LL. D.....	27 310
Manhattan college, New York, N. Y. (1863).....	Rev. Brother Jerome, F. S. C.....	20 300
Marletta college,* Marletta, O. (1835).....	Alfred T. Perry, A. M., D. D.....	30 387
Marquette university, Milwaukee, Wis. (1864).....	Rev. James McCabe, S. J.....	196 1,509
Maryville college, Maryville, Tenn. (1819).....	Samuel T. Wilson, D. D.....	38 653
Massachusetts Agr. col.* Amherst, Mass. (1863)....	Kenyon L. Butterfield, A. M., LL. D.....	45 402
Mass. Inst. of Technology,* Boston, Mass. (1861)....	R. C. MacLaurin, A. M., LL. D., D. Sc.....	251 1,506
Miami university, Oxford, O. (1809).....	G. F. Benton, D. D., LL. D.....	52 1,026
Michigan Agr. college, Lansing, Mich. (1857).....	G. F. Snyder, M. A., Ph. D.....	136 1,558
Michigan Coll. of Mines,* Houghton, Mich. (1884)....	F. W. McNair, B. S., D. Sc.....	26 266
Middlebury college,* Middlebury, Vt. (1800).....	John M. Thomas, D. D.....	19 233
Midland college, Atchison, Kas. (1837).....	Rev. M. F. Troxell, D. D.....	12 175
Milligan col., Milligan College, Tenn. (1832).....	F. D. Kershner, M. A.....	15 275
Mills college,* Oakland, Cal. (1855).....	Miss L. C. Carson, Litt. D.....	34 146
Milton college, Milton, Wis. (1887).....	Rev. W. C. Daland, M. A., D. D.....	13 132
Milwaukee-Downer college, Milwaukee, Wis.....	Ellen C. Sabin, M. A.....	45 463
Miss. A. & M. college, Agricultural College, Miss.....	J. C. Hardy, A. M., LL. D.....	60 1,089
Mississippi college, Clinton, Miss. (1826).....	J. W. Provine, D. D., LL. D.....	12 395
Missouri Valley college, Marshall, Mo. (1859).....	W. H. Black, D. D., LL. D.....	14 234
Monmouth college, Monmouth, Ill. (1857).....	T. H. McMichael, D. D.....	15 451
Moore Hill college, Moore Hill, Ind. (1807).....	Henry A. King, D. D.....	18 300
Montana college, Sioux City, Iowa (1894).....	Luther Freeman.....	35 600
Mor'is Brown college, Atlanta, Ga. (1885).....	Rev. E. W. Lee, A. M., D. D.....	28 849
Mount Angel college, Mount Angel, Ore. (1837).....	Rt.-Rev. Placidus Fuerst, O. S. B.....	24 155
Mount Holyoke coll.* South Hadley, Mass. (1837)....	Miss M. E. Wooley, M. A., Litt. D., L. H. D.....	83 755
Mount St. Mary's coll., Emmitsburg, Md. (1808)....	D. J. Flynn, A. M., LL. D.....	40 352
Mount Union college, Alliance, O. (1853).....	W. H. McMaster, A. M.....	25 454
Muhlenberg college, Allentown, Pa. (1867).....	John A. W. Haas, D. D.....	15 132
Muskingum college, New Concord, O. (1837).....	J. K. Montgomery, D. D.....	30 610
McCormick Theo. seminary, Chicago, Ill. (1829).....	James G. K. McClure, D. D., LL. D.....	14 157
McKendree college, Lebanon, Ill. (1828).....	Edward F. Harmon, M. A.....	13 279
McIntire university, McMinnville, Ore. (1857).....	Leonard R. Bray, D. D.....	16 241
Neb. Wesleyan univ., Unk. Place, Neb. (1858).....	Clark A. Fulmer.....	12 937
New Orleans univ., New Orleans, La. (1873).....	John Weir, M. A., D. D.....	62 700
New Rochelle coll., New Rochelle, N. Y. (1873)....	M. C. O'Farrell, D. D.....	38 160
Newton Theo. Inst., Newton Center, Mass. (1825)....	George E. Horr, D. D.....	11 80
New York univ.* New York, N. Y. (1830).....	Elmer E. Brown, Ph. D., LL. D.....	369 4,150
Niagara university, Niagara Falls, N. Y. (1856)....	Very Rev. Edward J. Walsh, C. M.....	30 325
Norwich university, Northfield, Vt. (1819).....	Charles H. Spooner, A. M., LL. D.....	15 183
N. C. Col. of Ag. & Me. Arts,* W. Raleigh, N. C. (1889)	D. H. Hill, A. M., Litt. D.....	50 632
Northwestern college, Naperville, Ill. (1861).....	L. H. Seager, D. D.....	23 382
Northwestern Mil. acad., Highland Park, Ill.....	Col. H. P. Davidson, A. M.....	17 120
Northwestern univ., Evanston, Ill. (1865).....	Abram W. Harris, Sc. D., LL. D.....	361 3,788
Oberlin college,* Oberlin, O. (1833).....	Henry C. King, D. D., LL. D.....	141 2,040
Occidental college, Los Angeles, Cal. (1837).....	John Willis Baer, LL. D.....	30 408
Ohio Northern university, Ada, O. (1871).....	Albert E. Smith, D. D., Ph. D.....	35 2,000
Ohio State university,* Columbus, O. (1870).....	William O. Thompson, D. D., LL. D.....	212 3,254
Ohio university,* Athens, O. (1804).....	Alston Ellis, Ph. D., LL. D.....	79 1,687
Ohio Wesleyan university,* Delaware, O. (1842)....	Herbert Welch, D. D., LL. D.....	65 1,345
Olivet college,* Olivet, Mich. (1859).....	E. G. Lancaster, A. M.....	26 245
Oregon Agr. college, Corvallis, Ore. (1885).....	William J. Kerr, Sc. D.....	125 1,777
Ottawa university, Ottawa, Kas. (1865).....	Silas Eber Price, D. D.....	18 332
Otterbein university, Westerville, O. (1847).....	W. G. Clippinger, A. B., B. D.....	32 486
Quachita college, Arkadelphia, Ark. (1836).....	R. G. Bowers, D. D., LL. D.....	30 375
Pacific university, Forest Grove, Ore. (1849).....	William M. Ferrin, LL. D.....	19 235
Park college,* Parkville, Mo. (1875).....	Lowell M. McAfee, LL. D.....	24 362
Parker college, Winnebago, Minn. (1839).....	Marshall Lewis (dean).....	6 35
Parsons college, Fairfield, Iowa (1875).....	Willis E. Parsons, D. D.....	21 217
Peabody college, Nashville, Tenn.....	C. E. Little, Ph. D. (chairman).....	28 253
Penn college, Oskaloosa, Iowa (1873).....	David M. Edwards, Ph. D.....	30 406
Pennsylvania college, Gettysburg, Pa. (1832).....	W. A. Granville, Ph. D.....	25 314
Pennsylvania Col. for Women,* Pittsburg, Pa. (1869)	H. C. Lindsay, D. D.....	25 250
Pennsylvania Military col.* Chester, Pa. (1858)....	Col. C. E. Hyatt, O. E.....	14 129
Philander Smith coll., Little Rock, Ark. (1837)....	Rev. James M. Cox.....	23 528
Polytechnic institute,* Brooklyn, N. Y. (1854)....	Fred W. Atkinson, Ph. D.....	82 1,088
Pomona college,* Claremont, Cal. (1837).....	James A. Blaisdell, D. D.....	58 357
Pratt institute,* Brooklyn, N. Y. (1837).....	Charles M. Pratt, A. M.....	153 3,553
Presbyterian college, Clinton, S. C. (1905).....	Almon E. Spencer (acting).....	7 85
Princeton Theo. sem., Princeton, N. J. (1812).....	Francis L. Patten, D. D., LL. D.....	16 151
Princeton university,* Princeton, N. J. (1746).....	John A. Stewart, A. M. (pro tem.).....	174 1,442
Pritchett college,* Glasgow, Mo. (1868).....	U. S. Harlow, A. B.....	10 127
Prensemar college, Elmhurst, Ill. (1871).....	Rev. D. E. Ince, D. D.....	8 150
Purdue university,* Lafayette, Ind. (1874).....	W. E. Stone, Ph. D., LL. D.....	160 1,874
Radcliffe college,* Cambridge, Mass. (1879).....	LeBaron R. Briggs, A. M., LL. D.....	104 509
Randolph-Macon college, Ashland, Va. (1830).....	Robert E. Blackwell, A. M., LL. D.....	17 151
Rand.-Macon Woman's coll., Lynchburg, Va. (1893)	William W. Smith, A. M., LL. D.....	43 491
Rensselaer Poly. institute,* Troy, N. Y. (1824).....	Palmer C. Ricketts, C. E.....	61 657
Richmond college, Richmond, Va. (1832).....	F. W. Boatwright, M. A., LL. D.....	19 340
Rio Grande college, Rio Grande, O. (1876).....	John M. Davis, D. D., Ph. D.....	11 160
Ripon college,* Ripon, Wis. (1850).....	Silas Evans.....	26 267
Roanoke college, Salem, Va. (1853).....	J. A. Morehead, D. D.....	19 206
Rochester Ath. & Mech. Inst., Roch., N. Y. (1885)....	Carleton E. Gibson.....	82 2,789
Rochester Theo. sem., Rochester, N. Y. (1850).....	A. H. Strong, D. D., LL. D.....	14 145
Rockford college,* Rockford, Ill. (1847).....	Julia H. Gulliver, Ph. D., LL. D.....	23 181

School, location and date of founding.	President.	Instruct- ors. Stu- dents.
Rock Hill college, Ellicott City, Md. (1857).....	Rev. Brother Maurice, F. S. C.....	15 154
Rose Poly. institute,* Terre Haute, Ind. (1883)....	Leo C. Mees, Ph. D.....	21 200
Rutgers college, New Brunswick, N. J. (1766).....	W. H. S. Demarest, D. D.....	60 420
St. Anselm's college, Manchester, N. H. (1839)....	E. Helmstetter, D. D., O. S. B.....	19 145
St. Bede college, Fern, Ill. (1891).....	Rt.-Rev. Vincent Huber, O. S. B.....	14 149
St. Benedict's college, Atchison, Kas. (1858).....	Rt.-Rev. Innocent Wolf, O. S. B.....	25 303
St. Charles college, Ellicott City, Md. (1848).....	Rev. F. X. Mckenney, A. M.....	13 210
St. John's college, Annapolis, Md. (1784).....	Thomas Fell, Ph. D., LL. D., D. C. L.....	14 125
St. John's college, Washington, D. C. (1864).....	Braker F. Andrew, F. S. C.....	11 264
St. John's Military academy, Delafield, Wis.....	Shiner T. Smythe, Ph. D.....	16 225
St. John's university, Collegeville, Minn. (1857)....	Rt.-Rev. Petrus Engel, O. S. B., Ph. D.....	38 236
St. Lawrence university, Canton, N. Y. (1858)....	Atnow Gunnison, LL. D.....	62 646
St. Louis university, St. Louis, Mo. (1818).....	Rev. John P. Frieden, S. J.....	216 1,283
St. Mary's college, St. Mary's, Kas. (1848).....	A. A. Breen, S. J.....	40 450
St. Mary's college, St. Mary's, Ky. (1821).....	Rev. M. Jaglowicz, C. R.....	12 110
St. Mary's college, Northfield, Minn. (1874).....	John N. Kildahl, D. D.....	31 497
St. Stephen's college, Annandale, N. Y. (1860)....	Rev. W. C. Rodgers, M. A., S. T. D.....	10 60
St. Thomas' college, Villanova, Pa.....	Laurence A. Delury, D. D., O. S. A.....	37 345
St. Vincent's college, Los Angeles, Cal. (1865)....	Joseph S. Glass, C. M., D. D.....	20 362
Scotia seminary, Concord, N. C. (1870).....	A. W. Verner, D. D.....	19 291
Seton Hall college, South Orange, N. J. (1856)....	James F. Mooney, D. D.....	17 162
Shaw university, Raleigh, N. C. (1865).....	Charles F. Meserve, LL. D.....	37 549
Shorter college, Rome, Ga. (1877).....	A. W. Van Hoose, A. M., LL. D.....	25 231
Shurtleff college, Upper Alton, Ill. (1827).....	D. G. Ray, A. M. (senior regent).....	17 163
Simmons college,* Boston, Mass. (1839).....	Henry Leifavour, Ph. D., LL. D.....	85 785
Simpson college, Indianola, Iowa (1860).....	F. L. Strickland, Ph. D., D. D.....	30 480
Sioux Falls college, Sioux Falls, S. D.....	Edward F. Jordan, Ph. D., D. D.....	22 200
Smith college,* Northampton, Mass. (1872).....	Marion Le Roy Burton, Ph. D., D. D.....	124 1,617
Southern Baptist th. sem., Louisville, Ky. (1859)....	Edgar Y. Mullins, D. D., LL. D.....	9 329
Southern university, Greensboro, Ala. (1856).....	Andrew Sladd, Ph. D., D. D., LL. D.....	11 142
Southwestern college, Winfield, Kas. (1855).....	Frank E. Mossman, A. M.....	34 461
Southwestern Pres. univ., Clarksville, Tenn. (1875)	William D. Brown (chancellor).....	50 367
Spelman seminary, Atlanta, Ga.....	Mrs. Lucy Hale Tapley.....	50 654
Springhill college, Mobile, Ala. (1830).....	Rev. F. X. Twelmeyer, S. J.....	25 210
State Coll. of Washington,* Pullman, Wash. (1892)	E. A. Bryan, LL. D.....	110 1,462
State Nor. and Industrial coll.,* Greensboro, N. C.	J. I. Foust.....	61 598
State Univ. of Iowa,* Iowa City, Iowa (1847).....	John G. Bowman, Ph. D., LL. D.....	151 2,090
State Univ. of Kentucky, Lexington, Ky. (1865)....	Henry S. Barker, LL. D.....	99 803
State university, Louisville, Ky.....	William T. Aniger, A. M., D. D.....	22 200
State Univ. of N. Dak.,* Grand Forks, N. D. (1882)	Frank L. McVeay, Ph. D., LL. D.....	24 983
Stevens Institute of Technology,* Hoboken, N. J.	A. C. Humphreys, M. E., Sc. D., LL. D.....	35 387
Swarthmore university, Selinsgrove, Pa. (1869)....	Charles T. Aikens, D. D.....	22 297
Swanmore college, Swarthmore, Pa. (1869).....	Joseph Swain, B. L., M. S., LL. D.....	44 330
Syracuse university,* Syracuse, N. Y. (1870).....	James R. Day, LL. D., chancellor.....	250 3,256
Tabor college, Tabor, Iowa (1866).....	F. W. Long, A. M., D. D., S. T. D.....	16 210
Tallahadega college,* Talladega, Ala. (1867).....	J. M. P. Metcalf, M. A.....	39 768
Tarkio college, Tarkio, Mo. (1833).....	Joseph A. Thompson, D. D.....	26 295
Taylor university, Upland, Ind. (1848).....	Monroe Vaybinger, D. D.....	12 264
Teachers' college,* New York, N. Y. (1839).....	James E. Russell, LL. D. (dean).....	261 4,116
Temple university,* Philadelphia, Pa. (1864).....	Russell H. Conwell, D. D., LL. D.....	240 3,083
Texas Christian univ., Fort Worth, Tex. (1873)....	Clinton Lockhart, A. M., Ph. D.....	25 380
The George Wash. univ., Wash., D. C. (1821).....	Charles H. Stockton, LL. D.....	176 1,277
The Pennsylv. state coll.,* State College, Pa. (1855)	Edwin Eric Sparks, M. A., Ph. D.....	172 1,808
Throp Poly. institute,* Pasadena, Cal. (1891)....	James A. B. Scherer, Ph. D., LL. D.....	12 31
Transylvania univ., Lexington, Ky. (1798).....	R. H. Crossfield, Ph. D.....	35 600
Trinity college, Durham, N. C. (1838).....	William P. Few, A. B., A. M., Ph. D.....	53 616
Trinity college,* Hartford, Conn. (1823).....	Flavel S. Luther, LL. D.....	21 225
Trinity university, Waxahachie, Tex. (1869).....	S. L. Hornbeak, LL. D.....	20 306
Tufts college, Tufts College, Mass. (1823).....	Frederick W. Hamilton, D. D., LL. D.....	258 1,142
Tulane university,* New Orleans, La. (1834).....	Edwin B. Craighead, LL. D.....	242 2,699
Tuskegee institute,* Tuskegee, Ala. (1881).....	Booker T. Washington, A. M., LL. D.....	180 1,702
Union Christian college, Merom, Ind. (1860).....	O. B. Whitaker, A. M., D. D.....	15 197
Union college, Barbourville, Ky.....	James D. Black.....	12 314
Union college, College View, Neb. (1891).....	Frederick Griggs.....	25 286
Union college,* Schenectady, N. Y. (1795).....	Charles A. Richmond, D. D., LL. D.....	30 338
Union Theo. sem., New York, N. Y. (1836).....	Francis Brown, Ph. D., D. D., LL. D.....	22 193
Union university, Jackson, Tenn. (1848).....	J. B. Thigret, A. M. (acting).....	11 203
U. S. Military acad.,* West Point, N. Y. (1802)....	Maj.-Gen. T. H. Barry, U. S. A. (supt.).....	104 416
U. S. Naval academy,* Annapolis, Md. (1845)....	Capt. J. H. Gibbons, U. S. N. (supt.).....	108 698
University of Alabama,* Tuscaloosa (1831).....	John W. Abercrombie, LL. D.....	30 215
University of Arizona,* Tucson (1891).....	Arthur H. Wilde, Ph. D.....	30 215
University of Arkansas,* Fayetteville (1871).....	John N. Tilden, LL. D.....	151 1,517
University of California,* Berkeley (1860).....	Benjamin Ide Wheeler, LL. D.....	391 5,206
University of Chicago,* Chicago, Ill. (1892).....	Harry Pratt Judson, LL. D.....	330 4,466
University of Cincinnati,* Cincinnati, O. (1870)....	Charles M. Dabney, Ph. D., LL. D.....	207 1,457
University of Colorado,* Boulder (1877).....	James H. Baker, M. A., LL. D.....	163 1,284
Univ. of Denver, Univ. Park, Col. (1864).....	Henry A. Buchtel, LL. D.....	106 1,220
University of Florida, Gainesville (1905).....	A. H. Murphey, LL. D.....	46 243
University of Georgia,* Athens (1785).....	David C. Barrow (chancellor).....	53 531
University of Idaho,* Moscow (1892).....	James A. MacLean, Ph. D., LL. D.....	55 550
University of Illinois,* Urbana (1867).....	Edmund J. James, Ph. D., LL. D.....	610 4,899
University of Kansas,* Lawrence (1866).....	Frank Strong, Ph. D. (chancellor).....	146 2,399
University of Maine,* Orono (1865).....	Robert J. Aley, Ph. D., LL. D.....	102 858
University of Michigan,* Ann Arbor (1837).....	H. B. Hutchinson (acting).....	497 5,383
University of Minnesota,* Minneapolis (1868).....	George E. Vincent, LL. D.....	390 5,700
University of Mississippi,* Oxford (1848).....	A. A. Kincaunon, LL. D.....	48 430
University of Missouri,* Columbia (1839).....	Albert Ross Hill, LL. D.....	213 3,141
University of Montana,* Missoula (1895).....	C. A. Dunway, Ph. D.....	27 220

School, location and date of founding.	President.	Instruct- ors.	Stu- dents.
University of Nashville, Nashville, Tenn. (1826)...	C. R. Little (chairman)	28	253
University of Nebraska,* Lincoln (1869).....	Samuel Avey (chancellor).....	160	3,992
University of Nevada, Reno, Nev. (1866).....	Joseph E. Stubbs, D. D., LL. D.....	36	212
University of New Mexico, Albuquerque (1824).....	E. D. McQueen Gray, M. A., Ph. D.....	15	126
University of Notre Dame, Notre Dame, Ind. (1849).....	John Cavanaugh, C. S. C., D. D.....	83	990
University of North Carolina,* Chapel Hill (1789).....	Francis P. Venable, Ph. D., LL. D.....	84	787
University of North Dakota, Grand Forks (1883).....	Frank L. McVey.....	84	989
University of Oklahoma,* Norman (1892).....	A. Grant Evans, D. D.....	58	692
University of Oregon,* Eugene (1878).....	Prince L. Campbell, B. A.....	110	1,482
University of Pacific, San Jose, Cal. (1851).....	William W. Guth, Ph. D.....	32	402
University of Pennsylvania, Philadelphia (1740).....	Eggar F. Smith, LL. D. (provost).....	500	5,389
University of Pittsburgh, Pittsburgh, Pa. (1878).....	S. B. McCormick, LL. D. (chancellor).....	187	1,260
University of Rochester, Rochester, N. Y. (1850).....	Rush Rliees, D. D., LL. D.....	32	435
University of S. California, Los Angeles (1879).....	George F. Bovard, A. M., D. D.....	196	1,802
University of South Carolina,* Columbia (1805).....	S. C. Mitchell, Ph. D.....	31	416
University of South Dakota,* Vermillion (1882).....	Franklin P. Gault, Ph. D.....	50	425
University of the South, Sewanee, Tenn. (1868).....	W. B. Hall, M. A., D. D. (v.-chancellor).....	27	206
University of Tennessee,* Knoxville (1794).....	Brown Ayres, Ph. D., LL. D.....	157	831
University of Texas,* Austin, Tex. (1883).....	Sidney E. Mezes, Ph. D.....	118	1,940
University of Utah,* Salt Lake City (1850).....	J. T. Klugsbury, Ph. D.....	67	853
University of Vermont,* Burlington (1791).....	Guy P. Benton, D. D., Ph. D.....	91	613
University of Virginia,* Charlottesville (1819).....	Edwin A. Alderman, D. C. L., LL. D.....	75	724
University of Washington,* Seattle (1862).....	Thomas F. Kane, Ph. D.....	126	2,427
University of Wisconsin,* Madison (1848).....	Charles R. Van Hise, Ph. D.....	458	5,376
University of Wooster, Wooster, O. (1838).....	Louis E. Holden, C. D., LL. D.....	43	950
University of Wyoming,* Laramie (1886).....	Charles O. Merica, LL. D.....	40	306
Upper Iowa university, Fayette, Iowa (1858).....	William A. Shanklin, D. D., LL. D.....	21	364
Upsala college, Kenilworth, N. J. (1893).....	A. R. Wallin.....	15	163
Urbana U. schools, Urbana, O. (1850).....	P. H. Seymour (acting).....	7	40
Ursinus college, Collegeville, Pa. (1869).....	A. Edwin Keigwin, D. D.....	19	170
Utah Agricultural college,* Logan, Utah (1890).....	John A. Wittsoe, A. M., Ph. D.....	60	1,065
Valparaiso univ., Valparaiso, Ind. (1873).....	Henry B. Brown, A. M.....	191	5,521
Vanderbilt university, Nashville, Tenn. (1873).....	J. H. Kirkland, LL. D.....	125	984
Vassar college,* Poughkeepsie, N. Y. (1861).....	James M. Taylor, D. D., LL. D.....	104	1,058
Vincennes university,* Vincennes, Ind. (1806).....	Horace Ellis, A. M., Ph. D.....	23	328
Virginia Christian college, Lynchburg, Va. (1903).....	S. T. Willis, A. M., LL. D.....	15	202
Virginia Military Institute,* Lexington, Va. (1839).....	Gen. E. W. Nichols (superintendent).....	21	382
Wabash college,* Crawfordsville, Ind. (1832).....	George L. Mackintosh, D. D., LL. D.....	24	348
Wake Forest college, Wake Forest, N. C. (1834).....	William L. Poteat, LL. D.....	37	405
Walden university, Nashville, Tenn. (1866).....	John A. Kumber, A. M., D. D.....	68	797
Washburn college, Topeka, Kas. (1865).....	Frank K. Sanders, D. D., Ph. D.....	107	763
Wash. and Jefferson coll.,* Washington, Pa. (1802).....	James D. Moffat, D. D., LL. D.....	28	408
Wash. and Lee univ.,* Lexington, Va. (1749).....	George H. Denny, Ph. D., LL. D.....	35	617
Wash. and Tusculum coll., Tusculum, Tenn. (1794).....	C. O. Gray, D. D.....	20	264
Washington college, Chestertown, Md. (1782).....	James V. Cain, LL. D.....	9	136
Washington university, St. Louis, Mo. (1853).....	Edwin F. Houston, A. M., LL. D. (chancellor).....	219	1,077
Waynesburg college,* Waynesburg, Pa. (1850).....	William M. Hutson, Ph. D.....	12	300
Wellesley college,* Wellesley, Mass. (1875).....	Ellen F. Pondleton, M. A., Litt. D.....	123	1,378
Wells college,* Aurora, N. Y. (1868).....	George M. Ward, D. D., LL. D.....	30	195
Westyan university, Middletown, Conn. (1831).....	William A. Shanklin, D. D., LL. D.....	30	367
Western College for Women,* Oxford, O. (1854).....	John Grant Newman, A. M., D. D.....	30	240
Western Reserve univ.,* Cleveland, O. (1826).....	Charles F. Thwing, D. D., LL. D.....	278	1,304
Western Theological sem., Pittsburgh, Pa. (1825).....	James A. Kelso, Ph. D., D. D.....	10	80
Westfield college, Westfield, Ill. (1865).....	B. F. Daugherty, A. M., D. D.....	9	140
West Lafayette coll., West Lafayette, O. (1900).....	Rev. Charles H. Beck, D. D.....	10	130
Westminster college, Fulton, Mo. (1849).....	David R. Kerr, D. D.....	12	134
Westminster college, New Wilmington, Pa. (1852).....	Robert McW. Russell, D. D., LL. D.....	24	274
West Virginia university, Morgantown (1867).....	D. B. Purinton, Ph. D., LL. D.....	70	1,426
Wheaton college, Wheaton, Ill. (1860).....	Charles A. Blanchard, D. D.....	21	256
Whitman college,* Walla Walla, Wash. (1882).....	S. B. L. Penrose, D. D.....	25	241
Whitworth college, Tacoma Wash. (1883).....	(Vacancy).....	22	191
Wilberforce university, Wilberforce, O. (1856).....	William S. Scarborough, Ph. D., LL. D.....	27	313
Wiley university, Marshall, Tex. (1873).....	M. W. Dogan, Ph. D.....	28	620
Willamette university, Salem, Ore. (1844).....	Fletcher Homan, D. D.....	50	400
William and Mary coll.,* Williamsburg, Va. (1693).....	L. G. Tyler, M. A., LL. D.....	21	225
William Jewell college, Liberty, Mo. (1849).....	John P. Greene, D. D., LL. D.....	40	560
Williams college,* Williamstown, Mass. (1793).....	Harry A. Garfield, LL. D.....	55	542
Wilson college,* Chambersburg, Pa. (1870).....	M. H. Reaser, Ph. D.....	35	362
Wittenberg college, Springfield, O. (1845).....	Charles G. Heckert, D. D.....	47	449
Wofford college, Spartanburg, S. C. (1854).....	Henry N. Snyder, M. A.....	19	115
Worcester Poly. inst.,* Worcester, Mass. (1865).....	E. A. Engler, Ph. D., LL. D.....	50	524
Xenia Theological seminary, Xenia, O.....	William G. Moorhead, D. D.....	6	32
Yale university,* New Haven, Conn. (1701).....	Arthur Twining Hadley, LL. D.....	410	3,282
Yankton college, Yankton, S. D. (1881).....	Henry K. Warren, M. A., LL. D.....	22	292

NOTE—The statistics in nearly all cases are for the school year 1910-1911.

GERMAN UNIVERSITIES.

The total number of students in the universities | were women. The students were distributed as of Germany in July, 1911, was 54,962, of whom 2,163 | follows:

University.	Students.	University.	Students.	University.	Students.
Berlin.....	8,033	Heldelberg.....	2,413	Kiel.....	1,760
Munich.....	6,530	Göttingen.....	2,355	Wurzburg.....	1,429
Leipzig.....	5,592	Münster.....	2,192	Königsberg.....	1,423
Bonn.....	4,070	Tübingen.....	2,061	Gießen.....	1,234
Freiburg.....	2,884	Münster.....	2,007	Erlangen.....	1,033
Halle.....	2,451	Strassburg.....	1,964	Grietswald.....	1,029
Breslau.....	2,432	Jena.....	1,817	Rostock.....	834

LEARNED SOCIETIES OF AMERICA.

- American Academy of Medicine—President, Alexander K. Craig, M. D., 535 Dearborn avenue, Chicago, Ill.; secretary, Charles McIntire, 52 North 4th street, Easton, Pa.
- American Academy of Political and Social Science—President, L. S. Rowe, University of Pennsylvania; secretary, Carl Kelsey, University of Pennsylvania, Philadelphia, Pa.
- American Asiatic Association—President, Seth Low; secretary, John Foord, P. O. box 1500, New York, N. Y.
- American Association for the Advancement of Science—Permanent secretary, L. O. Howard, Smithsonian Institution, Washington, D. C.
- American Association of Official Surgeons—President, Dr. W. E. Klunett, Peoria, Ill.; secretary, Dr. V. H. Halloran, Hot Springs, Ark.
- American Bar Association—President, Stephen S. Gregory, Chicago, Ill.; secretary, George Whitelock, Baltimore, Md.; assistant secretary, W. Thomas Kemp, Baltimore, Md.; treasurer, Fred E. Wadman, Albany, N. Y.
- American Chemical Society—President, Alexander Smith, Columbia university, New York, N. Y.; secretary, Charles L. Parsons, Durham, N. H.
- American Climatological Association (founded 1884)—President, Dr. A. D. Blackader, Montreal, Que.; secretary, Dr. Guy Hinsdale, Hot Springs, Va.
- American Dermatological Association—President, Grover W. Dende, Buffalo, N. Y.; secretary, James M. Winfield, 47 Halsey street, Brooklyn, N. Y.
- American Dialect Society—President, Prof. Calvin Thomas, Columbia university, New York, N. Y.; secretary, Prof. W. E. Mead, Wesleyan university, Middletown, Conn.
- American Economic Association—President, Dr. Henry W. Farnham, Yale university, New Haven, Conn.; secretary, Thomas Nixon Carver, Harvard university, Cambridge, Mass.
- American Electro-Therapeutic Association—President, Dr. William B. McFee, Haverhill, Mass.; secretary, Dr. J. Willard Travell, 27 East 11th street, New York, N. Y.
- American Folk Lore Society—President, Dr. J. R. Swanton, Washington, D. C.; secretary, Dr. Charles Peabody, Cambridge, Mass.
- American Forestry Association—President, Robert P. Bass, Peterboro, N. H.; executive secretary, Edwin A. Start, 1410 16th street, Washington, D. C.
- American Geographical Society—President, Archer M. Huntington; corresponding secretary, Archibald D. Russell, 15 West 81st street, New York, N. Y.; librarian, Frederick S. Dellenbanagh.
- American Historical Association—President, William M. Sloane, Columbia university, New York, N. Y.; secretary, Waldo G. Leland, Carnegie institution, Washington, D. C.
- American Institute of Architects—President, Irving K. Pond, Chicago, Ill.; secretary, Glenn Brown, the Octagon, Washington, D. C.
- American Institute of Electrical Engineers—President, George B. Dun, New York, N. Y.; secretary, F. H. Hutchinson, 23 West 39th street, New York, N. Y.; membership, 6,600.
- American Institute of Mining Engineers—Secretary, Joseph Struthers, 29 West 39th street, New York, N. Y.
- American Institute of Homeopathy—President, Dr. Thomas H. Carmichael, Philadelphia, Pa.; secretary, Dr. J. Richey Horner, Cleveland, O.
- American Mathematical Society—President, H. S. White; secretary, F. N. Cole, Columbia university, New York, N. Y.; Chicago section, secretary, H. E. Slaught, University of Chicago; San Francisco section, secretary, W. A. Manning, Stanford university, Palo Alto, Cal.; southwestern section, secretary, O. D. Kellogg, University of Missouri, Columbia, Mo.
- American Medical Association—President, John B. Murphy, M. D., Chicago, Ill.; general secretary, Alexander D. Craig, 535 Dearborn avenue, Chicago, Ill.; editor and general manager, George H. Simmons, 535 Dearborn avenue, Chicago, Ill.
- American Microscopical Society—President, Dr. Arthur E. Hertzler, Kansas City, Mo.; secretary, Prof. T. A. Galloway, Millikin university, Decatur, Ill.
- American Medico-Psychological Association—President, Hubert Work, M. D., Pueblo, Col.; secretary-treasurer, Charles G. Wagner, M. D., Birmingham, N. Y.
- American Nature Study Society—President, Benjamin M. Davis, Miami university, Oxford, O.; secretary-treasurer, Elliott R. Downing, University of Chicago, Chicago, Ill.
- American Numismatic Society, The—Governors, Edward D. Adams, Henry R. Drowne, William H. Osgood Field, Archer M. Huntington and Daniel Parish, Jr.; secretary, Bauman Lowe Belden, Audubon Park, 156th street, west of Broadway, New York, N. Y.
- American Ophthalmological Society—President, Dr. Edward Jackson, Denver, Col.; secretary, Dr. W. M. Sweet, Philadelphia, Pa.
- American Oriental Society—President, Prof. Maurice Bloomfield, Johns Hopkins university, Baltimore, Md.; corresponding secretary, Prof. A. V. W. Jackson, Columbia university, New York, N. Y.
- American Orthopedic Association—President, V. P. Gibney, 18 Park avenue, New York, N. Y.; secretary, R. B. Fitch, M. D., 209 East avenue, Rochester, N. Y.
- American Osteopathic Association—President, Dr. James L. Holloway, Dallas, Tex.; secretary, H. L. Childs, New York, N. Y.
- American Pediatric Society—President, Walter L. Carr, M. D., New York, N. Y.; secretary, Samuel S. Adams, M. D., Washington, D. C.
- American Philological Association—President, John C. Rolfe, University of Pennsylvania, Philadelphia, Pa.; secretary, Prof. Frank Gardner Moore, Columbia university, New York, N. Y.
- American Philosophical Society—President, William W. Keen; secretaries, I. Minis Hays, Arthur W. Goolspeed, James W. Holland, Amos P. Magic, Princeton, N. J.; secretary, Ernest Merritt, Ithaca, N. Y.
- American Public Health Association—President, Dr. R. W. Simpson, Winnipeg; secretary, Dr. W. C. Woodward, Washington, D. C.
- American Social Science Association—President, John Huston Finley, College of the City of New York; general secretary, Isaac Franklin Russell, 22 Franklin street, New York, N. Y.
- American Society of Biological Chemists—President, Lafayette B. Mendel, Yale university, New Haven, Conn.; secretary, Alfred N. Richards, University of Pennsylvania, Philadelphia, Pa.
- American Society of Civil Engineers—President, Mordecai T. Endicott; secretary, Charles Warren Hunt, 220 West 57th street, New York, N. Y.
- American Society of Mechanical Engineers—President, E. D. Meier; secretary, Calvin W. Rice, 29 West 39th street, New York, N. Y.
- American Society of Naturalists—President, Prof. H. S. Jennings, Johns Hopkins university, Baltimore, Md.; secretary, Prof. C. R. Stockard, Cornell University Medical college, New York, N. Y.
- American Statistical Association—Secretary, Carroll W. Dotten, 481 Boylston street, Boston, Mass.
- American Surgical Association—President, Arpad G. Geoster, 34 East 75th street, New York, N. Y.; secretary, Robert G. LeConte, 1530 Locust street, Philadelphia, Pa.
- Archaeological Institute of America (incorporated by act of congress)—President, Prof. Francis W. Kelsey, Ph. D., University of Michigan, Ann Arbor; general secretary, Prof. Mitchell Carroll, the Octagon, Washington, D. C.
- American Association of Anatomists—President, Prof. George A. Plersal, University of Pennsylvania, Philadelphia, Pa.; secretary-treasurer, Dr. G. Carl Huber, University of Michigan, Ann Arbor.
- Association of American Physicians—President, J. George Adair, Montreal, Que.; secretary, George M. Koter, 1819 Q street, Washington, D. C.
- Astronomical and Astrophysical Society of America—President and Secretary, E. C. Pickering, Cambridge, Mass.; secretary, Prof. W. J. Hussey, University of Michigan, Ann Arbor.
- Botanical Society of America—President, Dr. Wil-

liam G. Farlow, Harvard university, Cambridge, Mass.; secretary, Prof. George T. Moore, Missouri Botanical garden, St. Louis, Mo.

Geological Society of America, The—President, William Morris Davis, Cambridge, Mass.; secretary, Edmund Otis Hovey, American Museum of Natural History, New York, N. Y.

National Academy of Sciences—President, Ira Remsen, Baltimore, Md.; home secretary, Arnold Hague, Washington, D. C.; foreign secretary, George E. Hale, Pasadena, Cal.; membership, 118.

National Association for the Study and Prevention of Tuberculosis—President, Dr. M. P. Ravenel, Madison, Wis.; executive secretary, Dr. Livingston Farrand, New York, N. Y.; secretary, Dr. Henry Barton Jacobs, 11 Mount Vernon place, west, Baltimore, Md.

LAKES-TO-GULF DEEP-WATERWAY PROJECT.

ACTION BY ILLINOIS.

Oct. 16, 1907, the legislature of Illinois passed a joint resolution providing for the submission to the electors of the state of an amendment to the constitution permitting the general assembly to provide for the construction of a deep waterway from Lockport to Utica and to authorize the issue of bonds to the amount of \$20,000,000 for this purpose. At the election of Nov. 3, 1908, the people approved the proposed amendment by a vote of 692,522 to 195,177 against. At the regular session of the legislature in 1909 the waterway project was considered, but no agreement could be reached as to the question of going ahead immediately with the work or waiting for federal aid and no bill was passed. The matter was included in the list of subjects to be considered at the extra session of the legislature in the winter and spring of 1909-1910, but no action was taken.

At the regular session in 1911 a waterway bill was passed by the senate, but in the house Speaker Charles Adkins prevented any action being taken. Gov. Deneen called an extra session of the legislature, which began June 14, but adjourned without taking final action.

WATERWAY CONVENTION.

The sixth annual convention of the Lakes-to-the-Gulf Deep Waterway association was held in Chicago Oct. 12-14, 1911. Addresses were made by Gov. O. A. Eberhart of Minnesota, Gov. H. S. Hadley of Missouri, ex-Gov. Joseph W. Folk, O. P. Austin of the bureau of statistics in Washington, Senator Duncan U. Fletcher of Florida, R. R. McCormick of Chicago and others. Resolutions were adopted reaffirming the declaration of principles and purposes adopted at the convention in St. Louis, Mo., Nov. 26, 1910. "We reiterate our demand on the legislative and executive branches of the federal government for the speedy completion of the deep waterway connecting the great lakes with the Gulf of Mexico, as the main commercial artery of the country, and we declare our fixed determination to procure this inestimable source of natural prosperity, regardless of all opposition and despite the antagonism based on obsolete and ancient standards and ideals."

The convention will be held in Little Rock, Ark., in 1912.

LAKES-TO-THE-GULF DEEP WATERWAY ASSOCIATION.

President—William K. Kavanaugh, St. Louis, Mo. Secretary—Thomas H. Lovelace, 914 New Bank of Commerce building, St. Louis, Mo.

BOARD OF GOVERNORS.

President—William K. Kavanaugh, St. Louis, Mo. First Vice-President—E. S. Conway, Chicago, Ill. Second Vice-President—Signey M. Neely, Memphis, Tenn. Third Vice-President—Greenfield Quarles, Helena, Ark. Fourth Vice-President—Crawford H. Ellis, New Orleans, La. Fifth Vice-President—Charles Scott, Rosedale, Miss. Secretary—Thomas H. Lovelace, St. Louis, Mo. Honorary Secretary—William F. Saunders, St. Louis, Mo. Treasurer—George H. Munroe, Joliet, Ill.

National Educational Association—President, Carroll G. Pearce, Milwaukee, Wis.; permanent secretary, Irwin Shepard, Winona, Minn.

National Eclectic Medical Association—President, Dr. Albert F. Stephens, St. Louis, Mo.; corresponding secretary, Dr. William N. Mundy, Forest, O.

National Geographic Society—President, Henry Gannett, Washington, D. C.; secretary, O. P. Austin, Washington, D. C.; office, Hubbard Memorial hall, 16th and M streets, Washington, D. C.

Society of Naval Architects and Marine Engineers—President, Stevenson Taylor; secretary, William J. Baxter, 29 West 39th street, New York, N. Y.

Western Economic Society—President, Shailer M. Matthews, Chicago, Ill.; secretary, Leon C. Marshall, University of Chicago, Chicago, Ill.

Acting Sergeant-at-Arms—John I. Martin, St. Louis, Mo.

Other Members—Philip Werlein, New Orleans, La.; W. M. Kavanaugh, Little Rock, Ark.; H. B. Morgan, Peoria, Ill.; F. H. Kreisman, St. Louis, Mo.; James F. Buckner, Jr., Louisville, Ky.; Thomas Wilkinson, Burlington, Iowa; Dr. J. T. Atterbury, Estil, Miss.; Newell Sanders, Chattanooga, Tenn.; Clarence B. Douglas, Muskogee, Okla.; Frank J. Waterous, St. Paul, Minn.; Douglas White, Los Angeles, Cal.; W. T. Bland, Kansas City, Mo.; A. B. Beall, Sioux City, Iowa; J. H. Moss, Milwaukee, Wis.; M. J. Connolly, Dubuque, Iowa; O. B. Barrows, St. Louis, Mo.; F. P. Byrd, Pine Bluff, Ark.; Lawrence Becker, Hammond, Ind.; Carl A. Westberg, Indiana Harbor, Ind.; M. E. Leming, Cape Girardeau, Mo.; A. P. Clayton, St. Joseph, Mo.; William Volker, Kansas City, Mo.; T. K. Niedringhaus, St. Louis, Mo.; W. C. Lusk, Yankton, S. D.; E. T. Tucker, Tulsa, Okla.; William Stull, Omaha, Neb.; John L. Vance, Columbus, O.; Wesley R. Childs, Kansas City, Mo.; A. I. Houston, Beaumont, Tex.; Frank C. Goudy, Denver, Col.; George Parsons, Cairo, Ill.; J. D. Davidson, Kansas City, Mo.

Executive Committee—A. O. Rule, St. Louis, Mo.; C. F. Wiebe, Chicago, Ill.; Charles A. Plamondon, Chicago, Ill.; James J. Hill, St. Paul, Minn.; F. N. Robertson, Greenville, Miss.; Philip Werlein, New Orleans, La.; Thomas Wilkinson, Burlington, Iowa; William M. Kavanaugh, Little Rock, Ark.; Walter S. Dickey, Kansas City, Mo.; James S. Warren, Memphis, Tenn.; Alexander Y. Scott, Memphis, Tenn.; John M. Parker, New Orleans, La.

Advisory Board—The governors of the various states form an advisory board.

NATIONAL HYMNS OF VARIOUS COUNTRIES.

Following is a list of songs used as national hymns or anthems in various countries of the world: "United States"—"The Star Spangled Banner." "America" and "Hail Columbia" are also used as national songs.

Great Britain—"God Save the King."

Germany—"Die Wacht am Rhein," (The Watch on the Rhine).

France—"La Marseillaise."

Austria—"Gott Erhalte Unsern Kaiser" (God Preserve Our Emperor).

Hungary—"Himn Aida Meg a Magyar" (Lord, Bless the Hungarian).

Belgium—"La Brabanconne" (Song of the Brabantines).

Denmark—"Kong Kristian Stod Ved Holen Mast" (King Christian Stood Beside the Lofty Mast).

Norway—"Ja, Vi Eisker Dette Landet" (Yes, We Love This Land).

Sweden—"Fosterjorden" (Land of My Birth).

Finland—"Vaart Land" (Our Land).

Russia—"God Preserve the Czar."

Italy—"Marcia Reale Italiana" (Royal Italian March).

Mexico—"Mexicanos, al Grito de Guerra" (Mexicans, at the Cry of War).

Wales—"Land of My Fathers."

*Official in navy.

FRATERNAL AND BENEVOLENT SOCIETIES.

GRAND LODGES A. F. & A. M.

NAMES AND ADDRESSES OF GRAND SECRETARIES
(OCTOBER, 1911).

Alabama—George A. Beauchamp, Montgomery.
 Alberta—Dr. George Macdonald, Calgary.
 Arizona—George J. Roskrige, Tucson.
 Arkansas—Fay Hempstead, Little Rock.
 British Columbia—W. A. DeW. Smith, Westminster.
 California—John Wicher, San Francisco.
 Canada—Ralph L. Gunn, Hamilton, Ont.
 Colorado—Charles H. Jacobson, Denver.
 Connecticut—Frank W. Havens, Hartford.
 Cuba—Carlos G. Charles, Havana.
 Delaware—Virginius V. Harrison, Wilmington.
 District of Columbia—A. W. Johnston, Washington.
 England—Sir Edward Letchworth, London.
 Florida—W. P. Webster, Jacksonville.
 Georgia—W. A. Woodliff, Macon.
 Idaho—Theodore W. Randall, Boise.
 Illinois—Isaac Cutter, Camp Point.
 Indiana—Calvin W. Prather, Indianapolis.
 Iowa—Newton R. Parvin, Cedar Rapids.
 Ireland—H. E. Flavelle, Dublin.
 Kansas—Albert K. Wilson, Topeka.
 Kentucky—Henry B. Grant, Louisville.
 Louisiana—Richard Lambert, New Orleans.
 Maine—Stephen Berry, Portland.
 Manitoba—James A. Ovas, Winnipeg.
 Maryland—George Cook, Baltimore.
 Massachusetts—Thomas W. Davis, Boston.
 Michigan—Lou B. Winsor, Reed City.
 Minnesota—John Fishel, St. Paul.
 Mississippi—Frederic Speed, Vicksburg.
 Missouri—John R. Parson, St. Louis.
 Montana—Cornelius Hedges, Jr., Helena.
 Nebraska—Francis E. White, Omaha.
 Netherlands—J. Bondilwize, The Hague.
 Nevada—E. D. Vanderlieth, Carson City.
 New Brunswick—J. Twining Hartt, St. John.
 New Hampshire—Henry M. Cheney, Concord.
 New Jersey—Benjamin F. Wakefield, Trenton.
 New Mexico—Alpheus A. Keane, Albuquerque.
 New York—Edward M. L. Ehlers, New York.
 New Zealand—Malcolm Nicol, Wellington.
 North Carolina—John C. Dreyer, Raleigh.
 North Dakota—Walter C. Stockwell, Fargo.
 Nova Scotia—Thomas Mowbray, Halifax.
 Ohio—J. H. Bromwell, Cincinnati.
 Oklahoma—William M. Anderson, Waurika, and Joseph S. Murrow, Atoka.
 Oregon—James F. Robinson, Portland.
 Pennsylvania—William A. Sinn, Philadelphia.
 Prince Edward Island—Nell McKelvie, Summerside.
 Quebec—Will H. Whyte, Montreal.
 Queensland—Charles H. Harley, Brisbane.
 Rhode Island—S. Penrose Williams, Providence.
 Saskatchewan—John M. Shaw, Regina.
 Scotland—David Reid, Edinburgh.
 South Australia—J. H. Cunningham, Adelaide.
 South Carolina—O. H. Hart, Charleston.
 South Dakota—George A. Pettigrew, Sioux Falls.
 Tasmania—John Hamilton, Hobart.
 Tennessee—John B. Garrett, Nashville.
 Texas—John Watson, Waco.
 United Grand Lodge of Victoria—John Bralm, Melbourne.
 United Grand Lodge of New South Wales—Arthur H. Bray, Sydney.
 Utah—Christopher Diehl, Salt Lake City.
 Vermont—Henry H. Ross, Burlington.
 Virginia—George W. Carrington, Richmond.
 Washington—Horace W. Tyler, Tacoma.
 Western Australia—J. D. Stevenson, Perth.
 West Virginia—H. R. Howard, Point Pleasant.
 Wisconsin—William W. Perry, Milwaukee.
 Wyoming—William M. Kuykendall, Saratoga.

ROYAL ARCH MASONS.

GENERAL GRAND CHAPTER.

General Grand High Priest—Nathan Kingsley, Austin, Minn.
 General Deputy Grand High Priest—Bernard G. Witt, Henderson, Ky.
 General Grand King—George E. Corson, Washington, D. C.
 General Grand Scribe—Frederick W. Craig, Des Moines, Iowa.

General Grand Treasurer—John M. Carter, Baltimore, Md.
 General Grand Secretary—Christopher G. Fox, Buffalo, N. Y.
 General Grand Captain of the Host—William F. Kuhn, Kansas City, Mo.
 General Grand Principal Sojourner—Bestor G. Brown, Topeka, Kas.
 Headquarters, Buffalo, N. Y.
 Number of grand chapters, 48.

KNIGHTS TEMPLARS.

OFFICERS OF THE GRAND ENCAMPMENT K. T. OF THE UNITED STATES.

Most Eminent Grand Master—Sir Knight William B. Mellish, Cincinnati, O.
 R. E. Deputy Grand Master—Sir Knight Arthur MacArthur, Troy, N. Y.
 V. E. Grand Generalissimo—Sir Knight W. Frank Pierce, San Francisco, Cal.
 V. E. Grand Captain General—Sir Knight Lee S. Smith, Pittsburg, Pa.
 V. E. Grand Senior Warden—Sir Knight Joseph Kyle Orr, Atlanta, Ga.
 V. E. Grand Prelate—Sir Knight Rev. John M. Walden, Cincinnati, O.
 V. E. Grand Treasurer—Sir Knight Henry W. Lines, Meriden, Conn.
 V. E. Grand Recorder—Sir Knight John Archibald Gerow, Detroit, Mich.
 V. E. Grand Standard Bearer—Sir Knight Leonidas P. Newby, Knightstown, Ind.
 V. B. Grand Sword Bearer—Sir Knight Frederick C. Thayer, Waterville, Me.
 V. E. Grand Warden—Sir Knight Huston B. Colman, Kalamazoo, Mich.
 V. E. Captain of the Guard—Sir Knight N. W. Boykin, Richmond, Va.

COMMANDERIES AND MEMBERSHIP. Member-Commanderies.

United States.....	Number.	ship.
England and Wales.....	1,283	191,441
Scotland.....	132	3,064
Ireland.....	15	632
Canada.....	44	1,100
	49	4,880
Total.....	1,623	201,177

ANCIENT ACCEPTED SCOTTISH RITE MASONS.

NORTHERN MASONIC JURISDICTION.

M. P. Sovereign Grand Commander—Barton Smith, Toledo, O.
 Grand Treasurer-General—Newton D. Arnold, Providence, R. I.
 Grand Secretary-General—James H. Coddling, New York, N. Y.
 Grand Minister of State—Amos Pettibone, Chicago, Illinois.

SOUTHERN MASONIC JURISDICTION.

M. P. Sovereign Grand Commander—James D. Richardson, Washington, D. C.
 Secretary-General—A. B. Chamberlain, Washington, D. C.

ANCIENT ARABIC ORDER NOBLES OF THE MYSTIC SHRINE.

First temple founded Sept. 26, 1872.

IMPERIAL COUNCIL 1911-12.

Imperial Potentate—John F. Treat, Fargo, N. D.
 Imperial Deputy Potentate—William J. Cunningham, Baltimore, Md.
 Imperial Chief Rabban—W. W. Irwin, Wheeling, W. Va.
 Imperial Assistant Rabban—Frederick R. Smith, Rochester, N. Y.
 Imperial High Priest and Prophet—J. Putnam Stevens, Portland, Me.
 Imperial Oriental Guide—H. F. Niedringhaus, St. Louis, Mo.
 Imperial Treasurer—W. S. Brown, Pittsburg, Pa.
 Imperial Recorder—B. W. Rowell, Boston, Mass.
 Imperial First Ceremonial Master—Charles E. Oven-shire, Minneapolis, Minn.
 Imperial Second Ceremonial Master—E. J. Jacoby, Indianapolis, Ind.
 Imperial Marshal—W. F. Kendrick, Philadelphia, Pa.

Imperial Captain of Guard—E. L. Garretson, Tacoma, Wash.
Imperial Outer Guard—William J. Matthews, New York, N. Y.

ROYAL AND SELECT MASTERS.

GENERAL GRAND COUNCIL.

General Grand Master—Graft M. Acklin, Toledo, O.
General Grand Deputy Master—J. Albert Blake, Malden, Mass.
General Grand Principal Conductor of Work—Edward W. Wellington, Ellsworth, Kas.
General Grand Treasurer—Thomas E. Shears, Denver, Col.
General Grand Recorder—Henry W. Mordhurst, Fort Wayne, Ind.
General Grand Captain of Guard—George A. Newell, Medina, N. Y.
General Grand Conductor of Council—William F. Cleveland, Harlan, Iowa.
General Grand Marshal—Fay Hempstead, Little Rock, Ark.
General Grand Steward—Joseph C. Greenfield, Atlanta, Ga.

ORDER OF THE EASTERN STAR.

Organized Nov. 16, 1876.

OFFICERS OF GENERAL GRAND CHAPTERS 1911-1914.
Most Worthy Grand Matron—Mrs. Mary A. S. Miller, El Reno, Okla.
Most Worthy Grand Patron—The Rev. D. Engle, Indianapolis, Ind.
Right Worthy Associate Grand Matron—Mrs. R. A. Mills, Duke Center, Pa.
Right Worthy Associate Grand Patron—G. A. Pettigrew, Sioux Falls, S. D.
Right Worthy Grand Secretary—Mrs. Lorraine J. Pitkin, Chicago, Ill.
Right Worthy Grand Treasurer—Mrs. Harriette A. Ercunbrack, Anamosa, Iowa.
Right Worthy Grand Conductress—Mrs. Emma Oco-bock, Hartford, Mich.

INDEPENDENT ORDER OF ODD FELLOWS.

SOVEREIGN GRAND LODGE.

Grand Sire—John B. Cockrum, Indianapolis, Ind.
Deputy Grand Sire—C. A. Keller, San Antonio, Tex.
Grand Scribe—John B. Goodwin, Baltimore, Md.
Grand Treasurer—M. Richards Muckle, Philadelphia, Pa.
Total paid for relief 1830 to 1910, inclusive, \$136,693,390.08.

IMPROVED ORDER OF RED MEN.

Founded 1763 and 1834.

GREAT CHIEFS OF THE GREAT COUNCIL OF THE UNITED STATES.
Great Inchoonee—George R. Griggs, Houston, Tex.
Great Senior Sagamore—Carl Foster, Bridgeport, Conn.
Great Junior Sagamore—Frederick O. Downes, Boston, Mass.
Great Prophet—Joseph Farrar, Philadelphia, Pa.
Great Chief of Records—Wilson Brooks, 230 South LaSalle street, Chicago, Ill.
Great Keeper of Wampum—William Provin, Westfield, Mass.
Number of great councils, 66.
Subordinate tribes and councils, 5,334.
Members, 494,218.
Benefits disbursed since organization, \$28,284,844.45
Expended for relief in 1910, \$1,477,332.06.

KNIGHTS OF PYTHIAS.

SUPREME LODGE.

Supreme Chancellor—George M. Harson, Calais, Me.
Supreme Vice-Chancellor—Thomas J. Carling, Madison, Ga.
Supreme Prelate—Rev. Joseph H. Spearing, Sewanee, Tenn.
Supreme Keeper of Records and Seal—Fred E. Wheaton, Minneapolis, Minn.
Supreme Master of Exchequer—Thomas D. Mears, Wilmington, N. C.
Supreme Master at Arms—Edward A. Horton, St. Thomas, Ont.
Supreme Inner Guard—Harry A. Drachman, Tucson, Ariz.

Supreme Outer Guard—H. M. Wadsworth, Philadelphia, Pa.
Major-General Military Department—Arthur J. Stober, St. Paul, Minn.
Membership, Jan. 1, 1911, 71,779.
Expended for relief in 1910, \$1,864,729.35.

GRAND LODGE OF ILLINOIS.

Grand Chancellor—Charles L. Ritter, Murphysboro.
Grand Prelate—William K. Whitfield, Decatur.
Grand Keeper of Records and Seal—Henry P. Caldwell, 705, 129 West Madison street, Chicago, Ill.

INDEPENDENT ORDER OF FORESTERS.

Founded 1874.

SUPREME OFFICERS.

Supreme Chief Ranger—Elliott G. Stevenson, Toronto, Ont.
Past Chief Ranger—Victor Morin, B. A., N. P., Montreal, Que.
Supreme Vice-Chief Ranger—J. D. Clark, Dayton, O.
Supreme Secretary and Treasurer—Robert Mathison, M. A., Temple building, Toronto, Ont.
Supreme Physician—Thomas Millman, M. D., Toronto, Ont.
Supreme Counselor—W. H. Hunter, B. A., Toronto, Ont.
Total number of members, 242,000.
Benefits disbursed since organization to Dec. 31, 1910, \$31,859,259.40.

MODERN WOODMEN OF AMERICA.

Founded in 1853.

HEAD OFFICERS 1911-1914.

Head Consul—A. R. Talbot, Lincoln, Neb.
Head Adviser—Dan B. Horne, Davenport, Iowa.
Head Clerk—C. W. Hawes, Rock Island, Ill.
Head Banker—David S. Myers, Pontiac, Ill.
General Attorneys—Benjamin D. Smith, Mankato, Minn.; Truman Plantz, Warsaw, Ill.
Editor—F. O. Van Galder, Rock Island, Ill.
Head Chaplain—Rev. Henry N. Dunning, Albany, N. Y.
Head Escort—J. G. Dickson, Spokane, Wash.
Head Watchman—J. L. Mayfield, Granada, Col.
Head Sentry—Frank McCallip, Washington, D. C.
Board of Directors—R. R. Smith, Brookfield, Mo., chairman; E. E. Murphy, Leavenworth, Kas.; S. S. Tanner, Minier, Ill.; F. R. Korns, Des Moines, Iowa; A. N. Bert, Beloit, Wis. These with the head consul and head clerk constitute the executive council of seven.
Supreme Medical Directors—Dr. F. A. Smith, Rock Island, Ill.; Dr. B. E. Jones, Rock Island, Ill.; Dr. E. L. Kerns, Rock Island, Ill.
Board of Auditors—Fred W. Parrott, Clay Center, Kas., chairman; L. W. Otto, Crawfordville, Ind.; M. R. Carrier, Lansing, Mich.; George S. Summers, Cape Girardeau, Mo.; E. B. Thomas, Columbus, O.; Martin O'Brien, Crookston, Minn.; George L. Bowman, Kingfisher, Okla.
Membership Sept. 1, 1911, not including social—1,180,025.
Death claims paid to Sept. 1, 1911, \$101,962,618.98.
Home Office—Rock Island, Ill.
Next head camp convenes June, 1914.

ROYAL ARCANUM.

Organized June 23, 1877.

SUPREME COUNCIL.

Supreme Regent—F. T. McFaden, Richmond, Va.
Supreme Vice-Regent—Frank B. Wickersham, Harrisburg, Pa.
Supreme Orator—P. F. McGowan, New York, N. Y.
Supreme Secretary—Alfred T. Turner, 407 Shawmut avenue, Boston, Mass.
Chairman Supreme Trustees—H. K. Lathy, Philadelphia, Pa.
Grand Regent of Illinois—Richard E. Kropf, 29 West Monroe street, Chicago, Ill.
Grand Secretary of Illinois—John Kiley, 29 West Monroe street, Chicago, Ill.
Head office at 407 Shawmut avenue, Boston, Mass.
Number of subordinate councils, 1,938; state jurisdictions, 30.
Membership Oct. 1, 1911, 247,198.

**NATIONAL UNION.
OFFICERS OF THE SENATE.**

President—Henry Smale, 115 South Dearborn street, Chicago, Ill.
Speaker—Harry S. Anderson, 405 13th street, Oakland, Cal.
Secretary—E. A. Myers, P. O. box 563, Toledo, O.
Treasurer—C. G. Bentley, Cleveland, O.
General Counsel—George P. Kirby, Toledo, O.
Executive Committee—H. C. Smale, Joseph A. Wright, E. A. Myers, C. G. Bentley, Leo Canman, M. G. Jeffris, Harry E. Evans.
Total membership, 65,000; in Cook county, Illinois, 17,338.

ANCIENT ORDER OF UNITED WORKMEN.

Founded 1868.

SUPREME LODGE OFFICERS 1910-1912.

Supreme Master Workman—Will M. Narvis, Muscatine, Iowa.
Supreme Foreman—John C. Gallagher, New Haven, Conn.
Supreme Overseer—E. J. Morse, Fargo, N. D.
Supreme Recorder—M. W. Sackett, Meadville, Pa.
Supreme Receiver—E. F. Danforth, Skowhegan, Me.
Supreme Guide—W. R. Welch, Guthrie, Okla.
Supreme Watchman—C. C. Rhodes, Pawtucket, R. I.
Supreme Medical Examiner—G. A. Aschman, M. D., Wheeling, W. Va.
Membership in supreme jurisdiction, Jan. 1, 1910, 110,086; Jan. 1, 1908, 219,729.

CATHOLIC ORDER OF FORESTERS.

High Chief Ranger—Thomas H. Cannon, Chicago, Ill.
Vice-Chief Ranger—Simeon Viger, Lawrence, Mass.
High Chief Secretary—Thomas F. McDonald, Chicago, Ill.
High Chief Treasurer—Gustav Keller, Appleton, Wis.

JUNIOR ORDER UNITED AMERICAN MECHANICALS.

Founded 1853.

NATIONAL COUNCIL.

National Councillor—John J. Weitzel, Cincinnati, O.
National Vice-Councillor—A. D. Wilkin, Pittsburgh, Pa.
Junior Past National Councillor—H. L. Taylor, Newport, Tenn.
National Secretary—Martin M. Woods, box 874, Philadelphia, Pa.
National Treasurer—Charles Reimer, 1832 West Saratoga street, Baltimore, Md.
National Conductor—R. J. Poole, Troy, N. C.
National Inside Sentinel—H. Terry, Laurens, S. C.
National Outside Sentinel—W. S. Schenck, Bellingham, Wash.
National Chaplain—Rev. M. D. Lichter, Harrisburg, Pa.
Secretary-Manager Beneficiary Degree and Funeral Benefit Department—Stephen Collins, box 595, Pittsburgh, Pa.
Meets in Fabyans, N. H., third Tuesday in June, 1913.

WOODMEN OF THE WORLD.

Organized June 6, 1890.

Sovereign Commander—Joseph C. Root, Omaha, Neb.
Sovereign Adviser—W. A. Fraser, Dallas, Tex.
Sovereign Clerk—John T. Yates, 211 W. O. W. building, Omaha, Neb.
Sovereign Banker—Morris Sheppard, Texarkana, Tex.
Sovereign Escort—H. F. Simrall, Jr., Columbus, Miss.
Sovereign Watchman—B. W. Jewell, Omaha, Neb.
Sovereign Sentry—De E. Bradshaw, Little Rock, Ark.
Sovereign Physicians—Dr. A. D. Cloyd and Dr. Ira W. Porter, Omaha, Neb.
Sovereign Managers—J. E. Fitzgerald, Kansas City, Mo.; Chairman; E. B. Lewis, Kingston, N. C.; F. D. Campbell, Port Huron, Mich.; N. B. Maxey, Muskogee, Okla.; T. E. Patterson, Chattanooga, Tenn.; Rainey T. Wells, Murray, Ky.; William Ruess, Cleveland, O.
Headquarters—Omaha, Neb.
Membership Oct. 1, 1911, 864,689 (all jurisdictions and auxiliaries).

Losses paid from organization to Oct. 1, 1911, \$68,423,370.61.

Insurance in force, \$1,181,432,400.

Emergency and surplus (total assets), \$22,254,019.99.

TRIBE OF BEN-HUR.

Founded March 1, 1894.

SUPREME OFFICERS.

Supreme Chief—R. H. Gerard, Crawfordsville, Ind.
Supreme Scribe—John C. Snyder, Crawfordsville, Ind.
Supreme Keeper of Tribute—S. E. Voris, Crawfordsville, Ind.
Supreme Medical Examiner—J. F. Davidson, M. D., Crawfordsville, Ind.
Membership Sept. 1, 1911, 117,385.
Surplus, \$1,577,564.92.
Home Office—Crawfordsville, Ind.

PATRIOTIC ORDER SONS OF AMERICA.

Organized Dec. 10, 1847.

NATIONAL CAMP OFFICERS.

President—Fred W. Alexander, Oak Grove, Va.
Vice-President—Sam D. Symmes, Crawfordsville, Ind.
Master of Forms—J. Calvin Strayer, York, Pa.
Secretary—Charles H. Stees, 524 North 6th street Philadelphia, Pa.
Treasurer—O. H. Wetherhold, Reading, Pa.
Assistant Secretary—L. F. Stees, 524 North 6th street, Philadelphia, Pa.
Chaplain—Rev. A. B. Wood, Baltimore, Md.
Conductor—John W. Irvin, Shenandoah Junction, Va.
Inspector—J. W. White, Jacksonville, Fla.
Guard—D. L. Slides, Salisbury, N. C.
Medical Examiner in Chief—F. N. K. Schwenk, M. D., Philadelphia, Pa.
Place of meeting in 1913, Trenton, N. J.
Membership, 225,000.

INDEPENDENT ORDER FREE SONS OF ISRAEL.

Organized in 1849.

GENERAL OFFICERS.

Grand Master—M. S. Stern, New York, N. Y.
First Deputy Grand Master—S. Hoffheimer, New York, N. Y.
Second Deputy Grand Master—A. Finkenburg, New York, N. Y.
Third Deputy Grand Master—Adolph Pike, Chicago, Ill.
Grand Secretary—Abraham Hafer, New York, N. Y.
Grand Treasurer—L. Frankenthaler, New York, N. Y.

FRATERNAL UNION OF AMERICA.

OFFICERS OF SUPREME LODGE.

President—F. P. Roose, Denver, Col.
Vice-President—H. M. Waring, Omaha, Neb.
Secretary—Samuel S. Baty, Denver, Col.
Treasurer—Willis M. Marshall, Denver, Col.
Physician—S. T. McDermidt, Denver, Col.
Protector—George A. Ostrom, Portland, Ore.
Protection in force Dec. 31, 1910, \$39,986,350.
Benefit members, 30,206.
Total claims paid to Sept. 1, 1911, \$2,893,760.22.

KNIGHTS OF HONOR.

Organized June 20, 1833.

Supreme Dictator—Edwin C. Wood, New York, N. Y.
Supreme Vice-Dictator—Steve R. Johnston, Atlanta, Ga.
Supreme Assistant Dictator—R. W. Finley, Austin, Tex.
Supreme Reporter and Treasurer—Frank B. Slinger, St. Louis, Mo.
Supreme Chaplain—Rev. A. J. Hess, Columbus, Ky.
Supreme Guide—R. S. Fletcher, Jackson, Tenn.
Supreme Guardian—W. W. Bosworth, New Orleans, La.
Supreme Sentinel—Frank E. Sullivan, Dorchester, Mass.
Supreme Trustees—D. S. Biggs, Boston, Mass.; Henry N. Way, Philadelphia, Pa.; L. Schwartz, Mobile, Ala.
Supreme Medical Examiner—Dr. H. O. Dalton, St. Louis, Mo.

GRAND LODGE OF ILLINOIS.

Grand Dictator—George J. Teller, Chicago.
 Grand Reporter—A. B. Garrett, East St. Louis.
 Grand Treasurer—N. C. Nason, Shelbyville.
 Benefits paid since organization, \$97,748,968.80.

KNIGHTS AND LADIES OF HONOR.

Organized 1877.

SUPREME LODGE OFFICERS.

Supreme Protector—George D. Tait, Indianapolis, Ind.
 Supreme Secretary—W. W. Connell, Indianapolis, Ind.
 Supreme Treasurer—George A. Byrd, Indianapolis, Ind.
 Supreme Guide—H. F. A. Spilker, St. Louis, Mo.
 Supreme Guardian—Conrad Lutz, Weehawken, N. J.
 Supreme Sentinel—N. D. Harris, St. Louis, Mo.
 Headquarters of order in Indianapolis, Ind.
 Total membership Sept. 1, 1911, 75,000.
 Death claims paid since organization, \$32,000,000.

MYSTIC WORKERS OF THE WORLD.

Founded 1896.

Supreme Master—J. Ross Mickey, Macomb, Ill.
 Supreme Secretary—John E. Walsh, Fulton, Ill.
 Supreme Banker—Al F. Schoch, Ottawa, Ill.
 General Attorney—B. F. Lichtenberger, Chicago, Ill.
 Grand Lodges, 1.
 Subordinate lodges, 940.
 Members Sept. 1, 1911, 69,248.
 Benefits disbursed since organization, \$3,085,652.
 Benefits disbursed last fiscal year, \$384,681.

THE KNIGHTS OF THE MACCABEES OF THE WORLD.

Instituted 1878; reorganized 1883.

OFFICERS 1907-1911.

Past Supreme Commander—D. D. Aitken, Flint, Mich.
 Supreme Commander—D. P. Markey, Detroit, Mich.
 Lieutenant-Commander—J. B. Sawtell, Waco, Tex.
 Supreme Record Keeper—L. E. Sisler, Detroit, Mich.
 Supreme Chaplain—J. A. Stackhouse, Memphis, Tenn.
 Supreme Sergeant—J. A. Gordon, Chicago, Ill.
 Supreme Master at Arms—J. W. Sherwood, Portland, Ore.
 Supreme First Master of the Guards—J. S. Boots, New Brighton, Pa.
 Supreme Second Master of the Guards—S. C. C. Ward, Augusta, Me.
 Supreme Sentinel—E. L. Burns, Elkhart, Ind.
 Supreme Picket—A. W. Frye, Newark, N. J.
 Membership Sept. 1, 1911, 284,278.
 Benefits paid to Sept. 1, 1911, \$44,641,799.52.

THE ROYAL LEAGUE.

Incorporated Oct. 26, 1883.

OFFICERS FOR 1911-12.

Supreme Archon—W. E. Hyde, Chicago, Ill.
 Supreme Vice-Archon—Thomas V. Dally, Milwaukee, Wis.
 Supreme Orator—H. P. Rountree, Chicago, Ill.
 Past Supreme Archon—C. E. Bonnell, Chicago, Ill.
 Supreme Scribe—C. E. Piper, 1601 Masonic Temple, Chicago, Ill.
 Supreme Treasurer—J. W. Fernald, First National bank, Chicago, Ill.
 Supreme Prelate—Andrew McGarry, Chicago, Ill.
 Supreme Guide—Harry M. Strawn, Cleveland, O.
 Supreme Warder—J. M. Ritchey, East St. Louis, Ill.
 Supreme Sentry—A. W. Marshall, Denver, Col.
 Membership Dec. 31, 1910, 30,376.

FRATERNAL ORDER OF EAGLES.

OFFICERS OF THE GRAND AERIE.

Grand Worthy President—Frank E. Hering, South Bend, Ind.
 Grand Worthy Vice-President—William J. Brennan, Pittsburgh, Pa.
 Grand Worthy Chaplain—Col. W. L. Grayson, Savannah, Ga.
 Grand Secretary—John S. Parry, Kansas City, Mo.
 Grand Treasurer—Finlay McRea, Helena, Mont.

Grand Worthy Conductor—Fred J. Lynch, New Westminster, B. C.
 Grand Worthy Inside Guard—John E. Murray, Worcester, Mass.
 Board of Grand Trustees—Thomas F. Grady, New York, N. Y.; Joseph H. Dowling, Dayton, O.; E. D. Sanders, Spokane, Wash.; Leo Meyer, Oklahoma City, Okla.; Conrad H. Mann, Kansas City, Mo.
 Membership, 1910, 350,000.

BENEVOLENT AND PROTECTIVE ORDER OF ELKS.

Grand Exalted Ruler—John P. Sullivan, New Orleans, La.
 Grand Esteemed Leading Knight—L. M. Lively, Tallahassee, Fla.
 Grand Esteemed Loyal Knight—Frank King, Providence, R. I.
 Grand Esteemed Lecturing Knight—Frank B. Kingsley, Kansas City, Kas.
 Grand Secretary—Fred C. Robinson, Dubuque, Iowa.
 Grand Treasurer—Edward Leach, New York, N. Y.
 Grand Tiler—F. H. Shields, Clarksburg, W. Va.
 Grand Inner Guard—L. P. Leveroni, Keene, N. H.
 Membership, 1911, 359,677.
 Lodges, 1911, 1,252.

ANCIENT ORDER OF HIBERNIANS.

GENERAL OFFICERS.

President—James J. Regan, St. Paul, Minn.
 Vice-President—Joseph McLaughlin, Philadelphia, Pa.
 Secretary—John T. McGinnis, Scranton, Pa.
 Treasurer—Thomas Maloney, Council Bluffs, Iowa.

UNITED ORDER OF FORESTERS.

EXECUTIVE COUNCIL.

Supreme Ranger—R. C. Sherrard, room 660, 17 North LaSalle street, Chicago.
 Supreme Vice-Ranger—J. B. McGilligan, 1724 22d street, Superior, Wis.
 Supreme Secretary—George W. Blann, Hathaway building, Milwaukee, Wis.
 Supreme Treasurer—William A. Stoltz, State Life building, Indianapolis, Ind.
 Supreme Counselor—James Schoonmaker, Oppenheim building, St. Paul, Minn.
 Supreme Physician—Dr. S. T. Richman, 5659 Wentworth avenue, Chicago.
 Supreme Chaplain—H. A. Loomer, Whitewater, Wis.
 Supreme Archer—Charles Petz, 2648 North Western avenue, Chicago.

NATIONAL FRATERNAL CONGRESS.

President—D. P. Markey, Detroit, Mich.
 Secretary—O. A. Gower, Lansing, Mich.
 Orders that are members of the National Fraternal congress, with names and addresses of the secretaries:
 American Insurance Union—George W. Hoglan, Columbus, O.
 Artisans' Order Mutual Protection—William Patton, 204 Parkway building, Philadelphia, Pa.
 Ancient Order United Workmen—M. W. Sackett, Meadville, Pa.
 Beneficial Degree Junior Order American Mechanics—Stephen Collins, Pittsburgh, Pa.
 Catholic Knights of America—Anthony Matre, Mercantile building, St. Louis, Mo.
 Catholic Knights and Ladies of America—Henry F. Hayes, suite 1312 Ashland block, Chicago, Ill.
 Catholic Mutual Benefit Association—Joseph Cameron, Hornellsville, N. Y.
 Catholic Order Foresters—Thomas F. McDonald, 1228 Stock Exchange building, Chicago, Ill.
 Catholic Relief and Beneficial Association—Miss Margaret H. Graney, Auburn, N. Y.
 Catholic Women's Benevolent Legion—Mrs. Sara E. Skelly, 153 East 44th street, New York, N. Y.
 Court of Honor—W. E. Robinson, Springfield, Ill.
 Degree of Honor—Mrs. E. E. Allburn, 316 United Bank building, Sloux City, Iowa.
 Fraternal Aid Association—T. J. Edmonds, Lawrence, Kas.
 Fraternal Brotherhood—H. V. Davis, 845 Figueroa street, Los Angeles, Cal.

Fraternal Mystic Circle—J. D. Myers, 1913 Arch street, Philadelphia, Pa.
 Fraternal Union America—Samuel S. Baty, F. U. of A. building, Denver, Col.
 Improved Order Heptasophs—Frank E. Pleitner, Preston and Cathedral streets, Baltimore, Md.
 Independent Order of Foresters—Robert Mathison, Toronto, Ont.
 Knights of Columbus—William J. McGinley, New Haven, Conn.
 Knights of Honor—Frank B. Slinger, 404 Odd Fellows' building, St. Louis, Mo.
 Knights of Pythias (insurance department)—W. O. Powers, Pythian building, Indianapolis, Ind.
 Knights and Ladies of Security—J. V. Abrahams, Topeka, Kas.
 Knights of the Maccabees of the World—L. E. Siler, Detroit, Mich.
 L. C. B. A.—Mrs. J. A. Royer, 443 West 11th street, Erie, Pa.
 Ladies of the Maccabees of the World—Miss Bina M. West, Port Huron, Mich.
 Ladies of the Modern Maccabees—Emma E. Bower, Port Huron, Mich.
 Loyal Americans—H. D. Cowan, Springfield, Ill.
 Loyal Association—Frank S. Petter, 76 Montgomery street, Jersey City, N. J.
 Loyal Guard—F. H. Rankin, Flint, Mich.
 National Union—E. A. Myers, National Union building, Toledo, O.
 New England Order of Protection—D. M. Frye, Ashburton place, Boston, Mass.
 Order of Columbian Knights—Edwin D. Pelfer, 704 Masonic Temple, Chicago, Ill.
 Polish National Alliance of the United States of North America—S. J. Czechowicz, 1406-1408 West Division street, Chicago, Ill.
 Protected Home Circle—W. S. Palmer, Sharon, Pa.
 Royal Arcanum—Alfred T. Turner, 408 Shawmut avenue, Boston, Mass.
 Royal Guardians—A. T. Patterson, 211 Sherbrook street, W., Montreal, Que.
 Royal League—Charles E. Piper, 1601 Masonic Temple, Chicago, Ill.
 S. L. Order Mutual Protection—G. Del Vecchio, Masonic Temple, Chicago, Ill.
 Supreme Tribe Ben-Hur—John C. Snyder, Crawfordsville, Ind.
 United Order of Foresters—G. W. Biana, Hathaway building, Milwaukee, Wis.
 United Order of the Golden Cross—W. R. Cooper, Knoxville, Tenn.
 United Order Pilgrim Fathers—Nathan Cray, Lawrence, Mass.
 Vesta Circle—Frank H. Knapp, 1619 Masonic Temple, Chicago, Ill.
 Women of Woodcraft—J. L. Wright, Portland, Ore.

*Beavers' Reserve Fund Fraternity—Ben E. Wait, Stoughton, Wis.
 B'nai B'rith, Independent Order— — — — —, 50 Clark street, Chicago, Ill.
 *Brotherhood of American Yeomen—W. E. Davy, Des Moines, Iowa.
 Brotherhood of Railroad Trainmen—A. E. King, Cleveland, O.
 *Brotherhood of Railway Firemen and Engineers—A. H. Hawley, Peoria, Ill.
 Brotherhood of the Union—H. B. Walter, 2147 York street, Philadelphia, Pa.
 Canadian Order of Chosen Friends—W. F. Montague, Hamilton, Ont.
 Canadian Order of Foresters—George Faulkner, Bradford, Ont.
 Catholic Knights and Ladies of America— — — — —, 1312 Ashland block, Chicago, Ill.
 Catholic Knights of Ohio—C. J. Anthony, 815 Rose building, Columbus, O.
 †Catholic Mutual Benefit Association—Joseph Cameron, Hornellsville, N. Y.
 †Catholic Order of Foresters—T. F. McDonald, Stock Exchange building, Chicago, Ill.
 †Catholic Relief and Beneficiary Association—Mary G. Connelly, Auburn, N. Y.
 Catholic Women's Benevolent Legion—Miss Annie O'Connor, 153 East 44th street, New York, N. Y.
 Christian Burden Bearers' Association—L. N. Olmstead, Manchester, N. H.
 *Church Fraternal Association—Hugh R. Moffett, Moosmonth, Ill.
 Columbian Woodmen—J. B. Frost, president, 120 Peachtree street, Atlanta, Ga.
 †Court of Honor—A. L. Hereford, president, Springfield, Ill.
 *Daughters of Columbia—N. J. Helm, 803 Masonic Temple, Chicago, Ill.
 *Defenders, The—Felix A. Kremer, president, Madison, Wis.
 *Eternal Star Benefit Fund—Miss M. E. Crowe, 39 Elizabeth street, west, Detroit.
 Equitable Fraternal Union—M. L. Campbell, Neenah, Wis.
 Fraternal Bankers' Reserve Society—R. D. Taylor, Cedar Rapids, Iowa.
 *Fraternal Benefit League—Frank P. Tyler, 16 Elm street, New Haven, Conn.
 †Fraternal Aid Association—T. J. Edmunds, Lawrence, Kas.
 Fraternal Assurance Society of America—Fremont L. Jones, Fort Wayne, Ind.
 Fraternal Champlons—A. P. Tugwell, Los Angeles, Cal.
 Fraternal Home—Charles Sanderson, Hamilton, Mo.
 Fraternal Life Association—S. C. Heacox, Hastings, Neb.
 †Fraternal Mystic Circle—J. D. Myers, 1913 Arch street, Philadelphia, Pa.
 *Fraternal Reserve Association—C. M. Robinson, Oshkosh, Wis.
 Fraternal Reserve Life Association—C. M. Carson, Peoria, Ill.
 †Fraternal Union of America—F. F. Roose, president, 1430 Champa street, Denver, Col.
 *German Beneficial Union—Louis Volz, president, 422 6th avenue, Pittsburg, Pa.
 *Grand Fraternity, The—W. E. Gregg, 1414 Arch street, Philadelphia, Pa.
 Gold Reserve Life Association—C. W. Campbell, Mount Pleasant, Mich.
 Home Defenders of America—J. A. Thrasher, manager, Brazil, Ind.
 Home Fraternal League—C. J. Kinne, Masonic Temple, Chicago, Ill.
 *Home Guards of America—J. W. Evans, Van Wert, O.
 *Ideal Reserve Life Association—E. W. Donovan, manager, Majestic building, Detroit, Mich.
 †Improved Order Heptasophs—F. E. Pleitner, Preston and Cathedral streets, Baltimore, Md.
 †Independent Order of Foresters—Robert Mathison, Toronto, Ont.
 Independent Order of Mutual Aid—C. D. Brainard, Peoria, Ill.
 Independent Order of Puritans—J. W. Powers, 248 4th avenue, Pittsburg, Pa.
 Independent Scandinavians' Workingmen's Association—P. J. Smith, Eau Claire, Wis.

FRATERNAL BENEFICIARY ASSOCIATIONS.

The name of each society is followed by that of its managing executive officer—the secretary unless otherwise specified. * Indicates membership in the Associated Fraternities of America and † indicates membership in the National Fraternal congress.
 E. W. Donovan, 1401-4 Majestic building, Detroit, Mich., is the secretary-treasurer of the Associated Fraternities.
 American Benefit Society—B. L. Colpitts, 2 Park square, Boston, Mass.
 *American Insurance Union—Dr. G. W. Hoaglan, Outlook building, Columbus, O.
 *American Nobles—V. A. Young, president, Waterloo, Iowa.
 American Order of Protection—J. A. Patton, F. & M. building, Lincoln, Neb.
 *American Stars of Equity—A. M. Smith, Wilcoxen building, Freeport, Ill.
 Ancient Order of Gleaners—G. H. Slocum, Detroit, Mich.
 Ancient Order of Shepherds—W. T. Newman, 59 Washington street, Chicago, Ill.
 †Ancient Order of United Workmen—M. W. Sackett, Meadville, Pa.
 Archæan Union—W. A. Schwartz, Rockford, Ill.
 †Artisans Order of Mutual Protection—W. Patton, Odd Fellows' building, Philadelphia, Pa.
 Association Canada-Americaine—Calixte Morin, 1008 Elm street, Manchester, N. H.

Knights and Ladies of Honor—George D. Tait, Indianapolis, Ind.
 *Knights and Ladies of Security—J. V. Abrahams, Topeka, Kas.
 †Knights of Columbus—Daniel Colwell, 23 Church street, New Haven, Conn.
 Knights of Father Mathew—T. S. Bowdren, 1803 Locust street, St. Louis, Mo.
 †Knights of Honor—Noah M. Givan, Odd Fellows' Temple, St. Louis, Mo.
 †Knights of Pythias—Carlos S. Hardy, Los Angeles, Cal.
 †Knights of Maccabees of the World—L. E. Sisler, Port Huron, Mich.
 †Knights of the Modern Maccabees—A. M. Slay, president, Port Huron, Mich.
 †Ladies' Catholic Benefit Association—Mrs. A. Royer, 1115 Walnut street, Erie, Pa.
 †Ladies of the Maccabees of the World—Miss Bina M. West, Port Huron, Mich.
 *Ladies of the Modern Maccabees—Mrs. Frances E. Burns, president, St. Louis, Mich.
 Legion of Honor of Misso.ri—J. M. Smith, 410 Fullerton building, St. Louis, Mo.
 Life and Annuity Association—F. I. Shale, Hiawatha, Kas.
 *Lincoln Annuity Union—Ernest Duden, 461 Castro street, San Francisco, Cal.
 †Loyal Association—Frank S. Petter, Lincoln Trust building, Jersey City, N. J.
 *Loyal Americans of the Republic—E. J. Dunn, Chicago, Ill.
 *Loyal Guard—E. O. Wood, Flint, Mich.
 *Loyal Mystic Legion of America—G. A. Wigton, treasurer, Hastings, Neb.
 L'Union St. Jean-Baptiste—J. Ad. Caron, Woonsocket, R. I.
 *Locomotive Engineers' M. L. and A. Insurance Association—W. E. Futch, president, Cleveland, O.
 Married Men's League—John A. Sydney, Hannibal, Mo.
 *Masonic Mutual Life Association—William Montgomery, 12th and F streets, Washington, D. C.
 Masonic Catholic Order of Foresters—J. J. Leonard, 17 Worcester street, Boston, Mass.
 *Modern American Fraternal Order—G. M. LeCrone, Effingham, Ill.
 *Modern Brotherhood of America—E. L. Balz, Mason City, Iowa.
 Modern Magi—A. L. Clark, Holmes building, Galesburg, Ill.
 *Modern Order of Prætorians—C. B. Gardner, president, Dallas, Tex.
 *Modern Protective Association—L. W. Dorsett, Sars, Pa.
 *Modern Woodmen of America—C. W. Hawes, Rock Island, Ill.
 *Mutual Protective League—J. R. Paisley, Decatur, Ill.
 *Mystic Tollers—J. F. Taake, Des Moines, Iowa.
 *Mystic Workers of the World—John R. Walsh, Fulton, Ill.
 National Fraternal League—P. G. Wright, Green Bay, Wis.
 *National Protective Legion—George A. Scott, president, Waverly, N. Y.
 National Provident Union—F. E. Currier, 325 Eagle building, Brooklyn, N. Y.
 †National Union—E. A. Myers, National Union building, Toledo, O.
 †New England Order of Protection—D. M. Frye, Ashburton place, Boston, Mass.
 New Era Association—Cyrus E. Perkins, Grand Rapids, Mich.
 North American Union—G. Langhenry, Railway Exchange building, Chicago, Ill.
 *North Star Benefit Association—Ellen A. Olson, Moline, Ill.
 Occidental Mutual Benefit Association—E. A. Nickleson, Salina, Kas.

Order of Canadian Home Circles—J. M. Foster, Toronto, Ont.
 †Order of Columbian Knights—E. D. Peifer, 704 Masonic Temple, Chicago, Ill.
 Order of Home Guardians—L. D. Milne, Mitchell, S. D.
 †Order of Mutual Protection—G. Del Vecchio, National Life building, Chicago, Ill.
 †Order of Scottish Cans—Peter Kerr, 134 Summer street, Boston, Mass.
 Order of Select Knights—George K. Staples, 733 Ellicott square, Buffalo, N. Y.
 Order of Amaranth—Peter J. Jeup, 242 Moran street, Detroit, Mich.
 *Order of the Golden Seal—Arthur F. Bounton, Roxbury, N. Y.
 Order of the Iroquois—W. A. Rice, 644 Ellicott square, Buffalo, N. Y.
 Order of the White Cross—Elmer S. Grundy, Joliet, Ill.
 †Protected Home Circle—The Hon. W. S. Palmer, Sharon, Pa.
 Prudent Patricians of Pompeii—David Swinton, Saginaw, Mich.
 †Royal Arcanum—Alfred T. Turner, 407 Shawmut avenue, Boston, Mass.
 †Royal Highlanders—F. J. Sharp, Aurora, Neb.
 †Royal League—Charles E. Piper, 1601 Masonic Temple, Chicago, Ill.
 *Royal Neighbors of America—Mrs. Lina M. Collins, St. Paul, Minn.
 Royal Templars of Temperance (Canada)—Dr. O. C. Emroy, Hamilton, Ont.
 *Royal Actuaries—Emma L. Grinnell, Omaha, Neb.
 Select Knights and Ladies—Ed. H. Wheeler, 611 Minnesota avenue, Kansas City, Kas.
 *Societe des Artisans Canadiens Francais—Henri Roy, 115 Rue St. Francois Xavier, Montreal, Canada.
 *Sons and Daughters of Justice—W. W. Walker, Minneapolis, Kas.
 †Supreme Tribe of Ben-Hur—R. H. Gerard, president, Crawfordsville, Ind.
 Tollers' Fraternity—Z. T. Trumbo, 217 East Prairie street, Pontiac, Ill.
 *Triple Tie Benefit Association—G. M. Stratton, Clay Center, Kas.
 Union Fraternal League—James F. Reynolds, 185 Summer street, Boston, Mass.
 United Aid of Cheboygan—E. A. Hickey, Cheboygan, Mich.
 *United American Mechanics' Junior Order Benefit Degree—S. Collins, 432 Diamond street, Pittsburgh, Pa.
 United Artisans—C. L. McKenna, Commercial building, Portland, Ore.
 United Craftsmen—James Higgins, Baltimore, Md.
 †United Order of the Golden Cross—W. E. Cooper, Knoxville, Tenn.
 †United Order of Pilgrim Fathers—Nathan Cary, Lawrence, Mass.
 Vesta Circle—Frank H. Knapp, 1619 Masonic Temple, Chicago, Ill.
 Western Catholic Union—John Schauf, Quincy, Ill.
 *Women of Woodcraft—Carrie C. Van Orsdale, Portland, Ore.
 Woodmen's Protective Association—W. A. Northcott, president, Springfield, Ill.
 *Woodmen of the World (sovereign jurisdiction)—J. C. Root, president, Omaha, Neb.
 *Woodmen of the World (Pacific jurisdiction)—I. I. Cook, box 1706, Denver, Col.
 *Woodmen of the World (Canadian jurisdiction)—W. C. Fitzgerald, London, Ont.
 Workmen's Benefit Association—James H. Cutten, 74 Boylston street, Boston, Mass.
 *Yeomen of America—F. S. Silsbee, president, Aurora, Ill.

MINERS KILLED IN THE UNITED STATES.

1890.....	701	1895.....	1,057	1900.....	1,493	1905.....	2,097
1891.....	1,076	1896.....	1,120	1901.....	1,594	1906.....	2,061
1892.....	959	1897.....	947	1902.....	1,828	1907.....	3,128
1893.....	965	1898.....	1,049	1903.....	1,794	1908.....	2,450
1894.....	957	1899.....	1,243	1904.....	1,999	1909.....	2,412

CHURCHES IN THE UNITED STATES IN 1910.

[Compiled by Dr. H. K. Carroll for the Christian Advocate.]

Denomination.	Minis- ters.	Men- bers.	Denomination.	Minis- ters.	Men- bers.
Adventists—1. Evangelical	*8	*481	Churches of God (Wine- brennarian).....	509	595
2. Advent Christians.....	*528	*26,799	Churches of the Living God (colored)—		
3. Seventh Day.....	517	65,122	1. Christian Workers for Friendship.....	*51	*44
4. Church of God.....	*32	*611	2. Apostolic.....	*30	*15
5. Life and Advent Union	*12	*509	3. Ch'ch of Christ in God	*20	*9
6. Churches of God in Jesus Christ.....	*66	*2,124	Total Churches of the Living God.....	101	68
Total Adventists.....	1,153	95,646	Churches of the New Jerusalem—		
Baptists—1. Regular (north)	8,156	1,199,943	1. General Convention.....	109	138
2. Regular (south).....	13,993	2,268,708	2. General Church.....	23	14
3. Regular (colored).....	11,865	1,986,222	TL New Jer'm Ch'hes	132	152
4. Six Principle.....	10	751	Communitistic Societies—		
5. Seventh Day.....	93	8,119	1. Shakers.....	*15	*516
7. Freeviii.....	1,186	70,880	2. Amara.....	*7	*1,756
8. General.....	550	33,600	Total Com. Societies.....	22	2,272
9. Separate.....	*100	*5,180	Congregationalists.....	6,045	6,050
10. United.....	*260	*13,689	Disciples of Christ—		
11. Bap. Church of Christ.	*99	*6,416	1. Disciples of Christ.....	6,445	11,280
12. Primitive.....	*1,500	*102,311	2. Churches of Christ.....	*2,100	*2,649
13. Primitive Colored.....	*1,480	*35,076	Total Dis. of Christ..	8,545	13,929
14. Old Two-Seed-In-the Spirit Predestinarian.	*35	*781	Evangelical Bodies—		
15. Church of God and Saints of Christ.....	*75	*1,823	1. Evangelical Association	980	1,657
Total Baptists.....	40,011	5,774,066	2. United Evang. Church..	509	997
Brethren (Dunkards)—			Total Evang. Bodies..	1,489	2,654
1. Conservative.....	3,006	880	Faith Associations—		
2. Old Order.....	228	75	1. Apostolic Faith Mvnt.	*6	*538
3. Progressive.....	186	219	2. Peniel Missions.....	*30	*11
4. Seventh Day (German)	9	14	3. Met'n Church Assn.....	*29	*6
Total Dunk'd Breth'n	3,429	1,188	4. Hezibah Faith Assn....	*36	*10
Brethren (Plymouth)—			5. Mission'y Church Assn.	*35	*32
1. Brethren I.....	*134	*2,933	6. Heavenly Recruit Ch'h	*55	*2,256
2. Brethren II.....	*123	*4,752	7. Apostolic Christ'n Ch'h	*21	*935
3. Brethren III.....	*81	*1,724	8. Christian Congregation.	*19	*4,558
4. Brethren IV.....	*60	*1,157	9. Voluntary Missionary Society (colored).....	*11	*9
Total Plym. Breth'n.....	403	10,566	Total Faith Assn.....	241	146
Brethren (River)—			Free Christian Zion Church	*20	*15
1. Brethren in Christ.....	174	65	Friends—1. Orthodox.....	1,302	530
2. Old Order, or Yerker..	*24	*9	2. "Blacksite".....	97	211
3. United Zion's Children	*22	*28	3. "Wilburite".....	*47	*48
Total River Brethren	220	102	4. Primitive.....	*10	*8
Buddhists—			Total Friends.....	1,456	1,097
1. Chinese Temples.....	*1	*62	Friends of the Temple.....	*3	*3
2. Japanese Temples.....	*14	*12	German Evang. Protestant.	*59	*66
Total Buddhists.....	15	74	German Evangelical Synod.	1,024	1,314
Catholic Apostolic—			Jewiter Congregations.....	*1,084	*1,769
1. Catholic Apostolic.....	*14	*11	Latter-Day Saints—		
2. New Apostolic.....	*19	*13	1. Utah branch.....	1,223	780
Total Cath. Apostolic	33	24	2. Reorganized branch.....	1,260	570
Catholic (Eastern Orthodox)—			TL Latter-Day Saints	2,483	1,350
1. Armenian Apostolic....	14	21	Lutherans—		
2. Russian Orthodox.....	110	121	1. General Synod.....	1,333	1,785
3. Greek Orthodox.....	71	62	2. United Synod (south)...	248	468
4. Syrian Orthodox.....	21	18	3. General Council.....	1,507	2,298
5. Serbian Orthodox.....	9	10	4. Synodical Conference	2,713	3,356
6. Roumanian Orthodox....	5	5	5. United Norwegian.....	550	1,464
7. Bulgarian Orthodox....	3	3	Independent Synoda—		
Total East. Catholics.	233	240	6. Ohio.....	585	784
Catholics (Western)—			7. Unifad.....	28	47
1. Roman Catholic.....	17,107	13,685	8. Haug's.....	150	347
2. Polish Catholic.....	*24	*24	9. Eilsen's.....	6	26
3. Reformed Catholic.....	7	6	10. Texas.....	21	32
Total West. Catholics	17,138	13,715	11. Iowa.....	527	940
Christadelphians.....	*70	*1,412	12. Norwegian.....	382	1,000
Christians.....	993	1,329	13. Michigan, etc.....		
Christian Catholic (Dowie).	*35	*17	14. Danish in America....	58	119
Christian Scientists.....	2,208	1,104	15. Icelandic.....	13	39
Christian Union.....	*295	237	16. Immanuel.....	12	6
			17. Snomal (Finnish)....	32	170
			18. Finnish Apostolic....	62	73
			19. Finnish National.....	20	40

Denomination.	Ministers.	Churches.	Members.	Denomination.	Ministers.	Churches.	Members.
20. Norwegian Free.....	175	375	20,000	Presbyterians—1. Northern..	8,930	9,926	1,328,714
21. Danish United.....	114	176	11,994	2. Cumberland.....	917	1,570	115,000
22. Slavonian.....	17	30	9,500	3. Cumberland (colored)..	*375	*196	*18,065
23. Church of the Lutheran Brethren.....	12	16	1,800	4. Welsh Calvinistic.....	91	148	13,759
24. Jehovah Independent Cong'n's..	9 85	11 205	1,100 26,000	5. United.....	1,012	990	135,910
				6. Southern.....	1,694	3,324	281,920
				7. Associate.....	*12	*22	*786
				8. Associate Ref'd (south)	106	142	14,017
				9. Reformed (Synod).....	136	115	9,455
				10. Reformed (Gen'l Synod)	17	19	3,400
				11. Reformed (Covenante'l)	1	40
				12. Reformed in the United States and Canada...	2	3	598
Total Lutherans.....	8,659	13,802	2,243,486	Total Presbyterians..	13,342	16,456	1,920,765
Swedish Evangelical Bodies—				Protestant Episcopal—			
1. Swedish Evangelical Mission Covenant.....	577	290	40,000	1. Protestant Episcopal....	5,286	7,572	928,780
2. Swedish Evangelical Free Mission.....	151	133	18,000	2. Reformed Episcopal....	94	80	9,610
Total Swed. Evang'l.	525	423	58,000	Total Prot. Episcopal.	5,380	7,652	938,390
Mennonites—1. Mennonite	*346	*220	*18,674	Reformed—			
2. Bruderhoef.....	*8	*8	*275	1. Reformed (Dutch).....	728	684	116,815
3. Amish.....	*131	*57	*7,640	2. Reformed (German)....	1,226	1,730	297,116
4. Old Amish.....	*141	*2	*5,043	3. Christian Reformed.....	138	189	29,006
5. Apostolic.....	2	2	209	4. Hungarian Reformed...*	*18	*16	*5,253
6. Reformed.....	*34	*94	*2,079	Total Reformed.....	2,110	2,619	448,190
7. General Conference.....	*117	*90	*11,661	Salvationists—			
8. Ch of God in Christ...*	*13	*9	*655	1. Salvation Army.....	3,187	896	25,839
9. Old (Wisler).....	*18	*26	*1,967	2. Am. Salvation Army...*	*59	*20	*436
10. Bundes Conference.....	*36	*19	*2,523	Total Salvationists...*	3,196	916	26,275
11. Defenceless.....	*26	*14	*967	Schwerfeldians.....	6	8	850
12. Brethren in Christ..*	*70	*68	*2,801	Social Brethren.....	*15	*17	*1,262
Separate Confer'es (2)	*35	*21	*1,908	Society of Ethical Culture..	7	6	2,450
Total Mennonites.....	1,008	606	55,007	Spiritualists.....	1,000	150,000	
Methodists—				Theological Society.....	114	3,100	
1. Methodist Episcopal...*	18,280	28,436	3,156,862	United Brethren—			
2. Union American Methodist Episcopal.....	138	255	18,500	1. United Brethren.....	1,890	3,721	283,682
3. A'L. Meth. Episcopal..*	6,353	5,527	500,000	2. United Brethren (Old Constitution).....	303	545	19,637
4. African Union Methodist Protestant.....	200	125	4,000	Tot. United Brethren.	2,193	4,266	303,319
5. African Methodist Episcopal Zion.....	3,488	3,298	547,216	Unitarians.....	558	482	70,542
6. Methodist Protestant...*	1,393	2,432	188,437	Universalists.....	730	981	52,150
7. Wesleyan Methodist...*	698	571	19,173	Independent Congregations..	267	879	48,673
8. Meth. Episcopal (south)	7,179	15,948	1,831,946	Grand total for 1910..	170,153	218,147	35,332,776
9. Congregational Methodist	337	333	15,529	Grand total for 1909..	167,844	215,716	34,703,821
10. Congregational Methodist (colored).....	5	5	319	*Federal census of 1906.			
11. New Congreg'nal Meth.	*59	*35	*1,782				
12. Zion Union Apostolic...*	*33	*45	*3,059				
13. Col'd Meth. Episcopal..*	2,901	2,887	234,721				
14. Primitive.....	74	101	7,346				
15. Free Methodist.....	1,119	1,163	32,112				
16. R-formed Methodist Union Episcopal.....	40	58	4,000				
17. Independent Methodist..*	2	2	1,161				
Total Methodists.....	42,199	61,191	6,596,168				
Moravian Bodies—							
1. Moravians.....	133	121	17,940				
2. Union Bohemians and Moravians.....	*3	*15	*771				
Total Morav'n Bodies	136	136	18,711				
Nonsectarian Bible Faith Churches.....	*50	*204	*6,396				
Pentecostal Bodies—							
1. Pentecostal Church....	700	428	20,000				
2. Other Pentec'l Assns..*	*115	*30	*1,420				
Tl. Pentecostal Bod..	815	458	21,420				

SUMMARY FOR 1910.

Denomination.	Ministers.	Churches.	Communi-cants.	Ordn. in 1910.	Ordn. in 1909.	Gain com-municants.
Adventists (six bodies).....	1,153	2,483	95,646	*1	9	3,695
Baptists (fifteen bodies).....	40,011	55,810	5,774,066	*1	16	85,823
Brethren (Dunkards, four bodies).....	3,429	1,183	122,847	17
Brethren (Plymouth, four bodies).....	403	10,566
Brethren (River, three bodies).....	220	102	4,847
Buddhists (two bodies).....	15	74	3,165
Catholic Apostolic (two bodies).....	33	24	4,927
Catholics (Eastern Orthodox, seven bodies).....	233	240	385,000	54	45	50,000
Catholics (Western, three bodies).....	17,138	13,715	12,321,746	558	481	110,100
Christadelphians.....	70	1,412
Christians.....	993	1,329	87,478	*18	*50	1,761
Christian Catholic (Dowie).....	35	17	6,865

ORDER OF DENOMINATIONAL FAMILIES.

Denominational families.	Rank in 1910.	Communi-cants.	Rank in 1909.	Communi-cants.
Catholic (Roman, etc.)....	1	12,321,746	1	6,257,871
Methodist.....	2	6,596,168	2	4,589,284
Baptist.....	3	5,774,066	3	3,717,969
Lutheran.....	4	2,243,486	5	1,231,072
Presbyterian.....	5	1,920,766	4	1,278,362
Episcopal.....	6	938,390	6	540,509
Reformed.....	7	448,190	7	309,458
Latter-Day Saints.....	8	400,650	9	166,125
United Brethren.....	9	303,319	8	226,281
Jewish.....	10	143,000	10	139,496
Friends.....	11	123,718	11	107,208
Dunkard Brethren.....	12	122,847	13	73,795
Adventists.....	13	95,646	14	60,491

Denomination.	Min- isters.	Churches.	Communi- cants.	Gain ministers.	Gain churches.	Gain com- municants
Christian Scientists.....	2,208	1,104	85,036	872	436
Christian Union.....	295	277	13,305	20
Church of God (Winebrenerian).....	509	655	41,475
Church of the Living God (colored, three bodies).....	101	68	4,286
Church of the New Jerusalem (two bodies).....	132	153	9,314	1	4	2,071
Communist Societies (two bodies).....	22	2,272
Congregationalists.....	6,045	6,050	741,400	57	59	10,682
Disciples of Christ (two bodies).....	8,545	13,929	1,519,774	*15	298	89,759
Evangelical (two bodies).....	1,439	2,654	182,065	*29	*24	1,750
Faith Associations (nine bodies).....	241	146	9,572
Free Christian Zion Church.....	20	15	1,835
Friends (four bodies).....	1,456	1,097	123,718	*38	4,117
Friends of the Temple.....	3	3	376
German Evangelical Protestant.....	59	66	34,704
German Evangelical Synod.....	1,024	1,311	236,615	22	24	*12,622
Jewish Congregations.....	1,084	1,769	143,000
Letter-Day Saint (two bodies).....	2,483	1,350	400,650
Lutherans (twenty-four bodies).....	8,659	13,802	2,243,496	238	269	70,439
Swedish Evangelical (two bodies).....	528	423	58,000	12	12	7,000
Mennonites (twelve bodies).....	1,008	606	55,007
Methodists (seventeen bodies).....	42,199	61,191	6,596,163	527	298	108,776
Moravians (two bodies).....	136	136	18,711	*1	4	368
Nonsectarian Bible Faith Churches.....	50	204	6,596
Pentecostal (two bodies).....	815	459	21,420	78	5,000
Presbyterians (twelve bodies).....	13,242	16,456	1,920,755	413	248	72,659
Protestant Episcopal (two bodies).....	5,380	7,652	938,390	14	*22	15,677
Reformed (four bodies).....	2,110	2,619	448,190	5	5,621
Salvationists (two bodies).....	3,196	916	26,275	*189	7	*1,011
Schwenkfeldians.....	6	8	850
Social Brethren.....	15	17	1,262
Society for Ethical Culture.....	7	6	2,450	*1	1	108
Spiritualists.....	1,000	150,000	252
Theosophical Society.....	114	3,100	15	100
United Brethren (two bodies).....	2,193	4,266	303,319	16	*45	*1,337
Unitarians.....	558	482	70,542
Universalists.....	730	881	52,150	*9	*2,636
Independent Congregations.....	267	879	48,673
Grand total for 1910.....	170,153	218,147	35,332,776	2,309	2,431	628,955
Grand total for 1909.....	167,844	215,716	34,703,821	3,489	5,282	827,534

*Decrease.

FEDERAL CENSUS OF RELIGIOUS BODIES (1906).

There were in the United States in 1906, the period of the fifth United States census of the religious bodies in this country, according to census bulletin No. 103, issued in September, 1909, 136 religious denominations, 212,230 local religious organizations, 32,936,445 church members and \$1,257,575,867 invested in church edifices.

MEMBERSHIP BY SEX.

The census of 1906 collected for the first time statistics of the membership by sex. Of the total number of members returned by sex, 43.1 per cent were male and 56.9 per cent female. For the protestant bodies as a whole the difference was greater, 39.3 per cent being male and 60.7 per cent female. For the Roman catholic church the membership was nearly equally divided between the sexes, 49.3 per cent being male and 50.7 per cent female. This is true also for the Church of Jesus Christ of Latter-Day Saints, which reports 48.6 per cent male. The largest percentage of males shown for any denomination was that for the Greek Orthodox church, 93.9, which is due to the fact that practically all the Greek immigrants have been males; The Lutheran bodies showed 46.1 per cent males; Disciples, 40 per cent; Methodist and Baptist bodies, 33.5 per cent each; Presbyterian bodies, 37.9 per cent; and Protestant Episcopal church, 35.5 per cent. The denominations showing the smallest percentage of males were the Christian Scientists, 27.6, and the Shakers, 21.3.

VALUE OF CHURCH PROPERTY (1906).

Denomination.	Amount.	Rank.
Roman catholic church.....	\$292,638,787	1
Methodist bodies.....	229,450,996	2
Presbyterian bodies.....	150,189,446	3
Baptist bodies.....	139,842,656	4
Protestant Episcopal church.....	125,040,498	5
Lutheran bodies.....	74,326,389	6

Denomination.	Amount.	Rank.
Congregationalists.....	63,240,305	7
Reformed bodies.....	30,648,247	8
Disciples or Christians.....	29,995,316	9
Jewish congregations.....	23,198,325	10
Unitarians.....	14,263,277	11
Universalists.....	10,575,656	12
Ger. Evang. Synod of No. America.....	9,376,402	13
United Brethren bodies.....	9,073,791	14
Evangelical bodies.....	8,999,979	15
Church of Christ (Scientist).....	8,806,441	16
Independent churches.....	3,934,267	17
Friends.....	3,857,451	18
Letter-Day Saints.....	3,168,548	19
Dunkers or German Bap. Brethren.....	2,802,532	20
Christians (Christian connection).....	2,740,323	21
Adventist bodies.....	2,425,209	22
Mennonite bodies.....	1,237,134	23
Eastern Orthodox churches.....	964,791	24

The total value of church property reported in 1906 for all denominations was \$1,257,575,867, of which \$395,942,578 was reported for protestant bodies, \$292,638,787 for the Roman catholic church and \$28,994,502 for all the remaining bodies. The property includes the buildings owned and used for worship by the organizations reporting, together with the value of their sites and of their furniture, organs, bells, etc. It does not include the value of rented buildings or halls, nor of parsonages, parochial school buildings, theological seminaries, monasteries, convents or the like. The statistics, it may be added, are not complete, as some of the bodies were only partially represented. For example, for the Jewish congregations only 747 organizations, or considerably less than one-half the entire number, reported the value of church property owned by them, and, similarly, for the Church of Christ, Scientist, only 401 organizations, or not much more than three-fifths of the entire number, made

a report. For the Roman catholic church only a little more than four-fifths of the total number of organizations made any report of property owned, while the eastern orthodox churches as a whole show a report for only about one-fifth of all their organizations.

The total value of the parsonages of 54,214 organizations reporting in 1906 was \$143,495,853.

DEBT ON CHURCH PROPERTY.

The total amount of debt on church property reported in 1906 was \$108,050,946, or 8.6 per cent of the value of the church property reported. Of the total amount of debt, \$53,301,254 was reported by protestant bodies, \$49,488,055 by the Roman catholic church, \$4,556,571 by the Jewish congregations and \$705,066 by the remaining bodies.

SUNDAY SCHOOLS IN THE UNITED STATES (1906).

Denomination.	Organizations reporting.		Schools reporting.		Officers and teachers.		Scholars.	
	No. total.	Pct. of total.	No. distrib'n.	Per cent distrib'n.	No. distrib'n.	Per cent distrib'n.	No. distrib'n.	Per cent distrib'n.
All denominations.....	157,574	79.0	178,214	100.0	1,648,564	100.0	14,685,997	100.0
Protestant bodies.....	156,437	80.0	165,128	92.7	1,564,821	94.0	13,018,434	88.6
Adventist bodies.....	2,078	81.5	2,242	1.3	14,286	0.9	69,110	0.5
Baptist bodies.....	41,165	75.0	43,178	24.2	323,473	19.6	2,898,914	19.7
Christians (Christian connection).....	1,136	82.4	1,149	0.6	10,510	0.6	72,963	0.5
Church of Christ (Scientist).....	550	86.2	551	0.3	3,155	0.2	16,116	0.1
Congregationalists.....	5,327	93.2	5,741	3.2	75,801	4.6	638,089	4.3
Disciples or Christians.....	7,901	72.2	3,078	4.5	70,476	4.3	634,504	4.3
Dunkers or German Baptist Brethren.....	866	78.9	1,223	0.7	10,789	0.7	78,575	0.5
Evangelical bodies.....	2,454	89.6	2,549	1.4	32,113	1.9	214,998	1.5
Friends.....	846	73.8	887	0.5	7,735	0.5	53,761	0.4
German Evang'l Synod of North America.....	1,086	80.1	1,111	0.6	12,079	0.7	116,106	0.8
Independent churches.....	76.6	92.2	0.5	6,732	0.4	67,680	0.4	
Lutheran bodies.....	8,852	68.3	9,450	5.3	83,891	5.1	752,786	5.3
Mennonite bodies.....	411	68.0	439	0.2	5,041	0.3	44,922	0.3
Methodist bodies.....	55,227	85.4	57,454	32.2	569,296	34.5	4,472,930	30.5
Presbyterian bodies.....	13,048	84.1	14,452	8.1	176,647	10.7	1,511,175	10.3
Protestant Episcopal church.....	5,211	76.1	5,601	3.1	51,048	3.1	464,351	3.2
Reformed bodies.....	2,345	90.7	2,588	1.5	28,710	2.3	361,548	2.5
Unitarians.....	358	77.7	364	0.2	3,592	0.2	24,005	0.2
United Brethren bodies.....	3,777	87.8	3,870	2.2	42,169	2.5	301,320	2.1
Universalists.....	596	70.4	690	0.3	6,685	0.4	42,201	0.3
Other protestant bodies.....	2,547	68.9	2,669	1.5	20,693	1.3	162,380	1.1
Roman Catholic church.....	9,406	75.4	11,172	6.3	62,470	3.8	1,481,535	10.1
Jewish congregations.....	561	31.7	600	0.3	2,239	0.1	49,514	0.3
Latter-Day Saints.....	1,036	87.5	1,169	0.7	18,507	1.1	130,085	0.9
Eastern Orthodox churches.....	7	1.7	7	0	10	0	509	0
All other bodies.....	127	16.6	138	0.1	617	0	5,920	0

*Less than one-tenth of 1 per cent.

CHURCHES AND RELIGIOUS ASSOCIATIONS.

ROMAN CATHOLIC CHURCH OF THE UNITED STATES.

Charge d'Affaires—Mgr. Bonaventure Cerretti.	Washington, D. C.
Cardinal—James Gibbons, Baltimore, Md.	
ARCHBISHOPS.	
Archdiocese.	Name.
Boston, Mass.....	William H. O'Connell
Chicago, Ill.....	James E. Quigley
Cincinnati, O.....	Henry Moeller
Dubuque, Iowa.....	John J. Keane
Manila, P. I.....	Jeremiah J. Hartz
Milwaukee, Wis.....	Sebastian G. Messner
New Orleans, La.....	James H. Blenck
New York, N. Y.....	John M. Farley
Oregon City, Ore.....	Alexander Christie
Philadelphia, Pa.....	Edmund F. Prendergast
St. Louis, Mo.....	John Joseph Glennon
St. Paul, Minn.....	John Ireland
San Francisco, Cal.....	Patrick W. Riordan
Santa Fe, N. M.....	John Baptist Pitaval

BISHOPS.	
Diocese.	Name.
Albany, N. Y.....	Thomas M. A. Burke
Alton, Ill.....	James Ryan
Altoona, Pa.....	Eugene A. Garvey
Baker City, Ore.....	Charles J. O'Reilly
Baltimore, Md.....	Owen B. Corrigan (auxiliary)
Belleville, Ill.....	John Janssen
Bismarck, N. D.....	Vincent Wehrle
Boise City, Idaho.....	A. J. Glorieux
Boston, Mass.....	Joseph G. Anderson (auxiliary)
Brooklyn, N. Y.....	C. E. McDonnell
Buffalo, N. Y.....	Charles H. Colton
Rurlington, Vt.....	Joseph J. Rice
Charleston, S. C.....	H. P. Northrop
Cheyenne, Wyo.....	J. J. Keane
Chicago, Ill.....	Paul P. Rhode (auxiliary)
Cleveland, O.....	John P. Farrelly
Columbus, O.....	James J. Hartley
Concordia, Kas.....	J. F. Cunningham
Covington, Ky.....	Camillus P. Maes
Crookston, N. D.....	Timothy Corbett

Diocese.	Name.
Dallas, Tex.....	Joseph Patrick Lynch
Davenport, Iowa.....	James Davis
Denver, Col.....	Nicholas Chrysostom Matz
Detroit, Mich.....	John S. Foley
Duluth, Minn.....	James McGolrick
Erie, Pa.....	J. E. Fitz Maurice
Fall River, Mass.....	Daniel F. Feehan
Fargo, N. D.....	James O'Reilly
Fort Wayne, Ind.....	H. J. Alerding
Galveston, Tex.....	N. A. Gallagher
Grand Rapids, Mich.....	H. J. Richter
Great Falls, Mont.....	M. C. Lenhan
Green Bay, Wis.....	Joseph F. Fox
Harrisburg, Pa.....	J. W. Shanahan
Hartford, Conn.....	John Joseph Nilan
Helena, Mont.....	John P. Carroll
Indianapolis, Ind.....	F. S. Chatard
Kansas City, Mo.....	John J. Hogan
LaCrosse, Wis.....	J. Schwabach
Lead, S. D.....	Joseph F. Busch
Leavenworth, Kas.....	John Ward
Lincoln, Neb.....	John Henry Tihen
Little Rock, Ark.....	John B. Morris
Louisville, Ky.....	Denis O'Donoghue
Manchester, N. H.....	George Albert Guertin
Marquette, Mich.....	Frederick Eis
Mobile, Ala.....	Edward P. Allen
Monterey-Los Angeles, Cal.....	Thomas J. Conaty
Nashville, Tenn.....	Thomas Sebastian Byrne
Natchez, Miss.....	C. Van de Ven
Natchitoches, La.....	G. Van de Ven
Nesqueally, Ore.....	Edward J. O'Dea
Newark, N. J.....	John J. O'Connor
New Orleans, La.....	John J. O'Connor
New York, N. Y.....	Thomas F. Cusack (auxiliary)
Ogdenburg, N. Y.....	Henry Gabriels
Oklahoma.....	Theophile Meerschaut
Omaha, Neb.....	Richard Scannell
Peoria, Ill.....	Edmund Michael Dunne
Pittsburgh, Pa.....	J. P. R. Canevin
Portland, Me.....	Louis S. Walsh
Porto Rico.....	W. A. Jones

Diocese.	Name.
Providence, R. I.	Matthew Harkins
Richmond, Va.	
Rochester, N. Y.	Thomas F. Hickey
Rockford, Ill.	Peter James Muldoon
Sacramento, Cal.	Thomas Grace
St. Augustine, Fla.	William J. Kenney
St. Cloud, Minn.	James Trobec
St. Joseph, Mo.	M. F. Burke
Salt Lake City, Utah	Lawrence Scanlan
San Antonio, Tex.	L. H. Boeyname
Sandwich Islands	
Santa Fe, N. M.	John B. Pitaval
Savannah, Ga.	Benjamin J. Kelley
Scranton, Pa.	Michael John Hoban
Seattle, Wash.	Edward John O'Dea
Sioux City, Iowa	P. J. Garrigan
Sioux Falls, S. D.	Thomas O'Gorman
Springfield, Mass.	Thomas D. Beaven
Superior, Wis.	Augustine F. Schinner
Syracuse, N. Y.	Patrick A. Ludden
Toledo, O.	Joseph Schrems
Trenton, N. J.	James A. McFaul
Tucson, Ariz.	Henry Grandjon
Wheeling, W. Va.	Patrick James Donahue
Wichita, Kas.	John J. Hennessy
Wilmington, Del.	John J. Monaghan
Winona, Minn.	Patrick E. Heifron

CATHOLIC CHURCH STATISTICS.

[From the Official Catholic Directory for 1910. Figures are for the United States.]

Cardinal—1.	Colleges for boys—225.
Archbishops—13.	Academies for girls—696.
Bishops—97.	Parishes with schools—4,972.
Secular clergy—12,650.	Children attending—1,270,131.
Religious clergy—4,434.	Orphan asylums—285.
Total clergy—17,084.	Orphans—61,938.
Churches with resident priests—9,017.	Homes for aged—100.
Missions with churches—4,444.	Total children in catholic institutions—1,482,669.
Total churches—13,461.	Catholic population of U. S.—14,618,761.
Seminaries—82.	
Students—6,969.	

ARCHDIOCESE OF CHICAGO.*

Archbishop—1.	Children attending—92,781.
Bishops—2.	Orphan asylums—8.
Clergy—733.	Orphans—1,852.
Churches with resident priests—285.	Homes for aged—5.
Missions with churches—17.	Total children in catholic institutions—107,048.
Total churches—502.	Catholic population—About 1,150,000.
Seminaries—2.	*Comprises counties of Cook, Lake, DuPage, Kane, Kane, Will and Grundy in state of Illinois.
Students—52.	
Colleges for boys—12.	
Academies for girls—22.	
Parishes with schools—205.	

COLLEGE OF CARDINALS.

Cardinal bishops—	Created cardinal.
Agliardi, Anthony, b. Sept. 4, 1832.	1889
Cassetta, Francis de Paula, b. Aug. 12, 1845.	1889
Oreglia, Louis di S. Stefano, b. July 9, 1828.	1873
Vannutelli, Serafino, b. Nov. 26, 1837.	1873
Vannutelli, Vincent, b. Dec. 5, 1836.	1889
Cardinal priests—	
Aguilar y Garcia, Gregory, b. 1835.	1907
Almaraz y Santos, Enriquez.	1911
Amette, Leone Adolfo.	1911
Andrieu, Paul Pierre, b. 1849.	1907
Bacifieri, Bartholomew, b. March 27, 1842.	1901
Bauer, Franz, b. 1841.	1911
Billot, Ludovico.	1911
Belmonte, Gennaro Granito di.	1911
Bisleti, Gaetano.	1911
Boschi, Julius, b. March 2, 1838.	1901
Bourne, Francis, b. March 23, 1861.	1911
Cabreres, Francis Maria Deverie de.	1911
Capecelatro, Alphonsus, b. Feb. 5, 1824.	1885
Cavalcanti, Joachim A. de A., b. Jan. 17, 1850.	1905
Cavallari, Aristides, b. 1849.	1907
Cos y Machio, Giuseppe.	1911
Couille, Peter H., b. March 15, 1829.	1897
Di Pietro, Angelo, b. May 26, 1828.	1893
Dubillard, Francis Virgilio.	1911
Falconio, Florencio, b. 1842.	1911
Farley, John M., b. April 20, 1842.	1911

Ferrari, Andrew, b. Aug. 18, 1850.	1894
Ferrata, Dominic, b. March 4, 1847.	1896
Fischer, Anthony H., b. May 30, 1840.	1903
Francica-Nava di Boutife, J., b. July 23, 1846.	1899
Gasparr, Peter, b. 1852.	1907
Gennari, Casimir, b. Dec. 27, 1839.	1901
Gibbons, James, b. July 23, 1834.	1895
Gottl, James Mary, b. March 29, 1834.	1896
Gruscha, Anthony J., b. Nov. 3, 1820.	1891
Gruber, Joseph M. M., b. Aug. 26, 1855.	1897
Katschthaler, John, b. May 20, 1832.	1903
Kopp, George, b. July 27, 1837.	1893
Logue, Michael, b. Oct. 1, 1840.	1893
Lorenzelli, Benedict, b. 1853.	1907
Lualdi, Alexander, b. 1858.	1907
Lucon, Louis Henry, b. 1812.	1907
Lugari, Giovanni Batista.	1911
Maffi, Peter, b. 1858.	1907
Martinelli, Sebastian, b. Aug. 20, 1848.	1901
Mercier, Desideratus, b. 1851.	1907
Merry del Val, Raphael, b. Oct. 10, 1865.	1903
Nagel, Franz, b. 1841.	1911
Neto, Joseph Sebastian, b. Feb. 8, 1841.	1884
O'Connell, William H., b. Dec. 8, 1859.	1911
Pompili, Basilio.	1911
Prisco, Joseph, b. Sept. 18, 1836.	1896
Rampollo, Mariano, b. 1843.	1887
Respighi, Peter, b. Sept. 22, 1843.	1899
Richelmy, Augustus, b. Nov. 29, 1850.	1899
Rinaldini, Aristides, b. 1844.	1907
Samassa, Joseph, b. Sept. 30, 1828.	1905
Skrbensky, Leo, b. June 12, 1863.	1901
Van Rossum, Guglielmo, b. 1842.	1911
Vaszary, Claudius, b. Feb. 12, 1832.	1893
Vico, Antonio.	1911
Cardinal deacons—	
Cagliano de Azevedo, Ottavio, b. Nov. 7, 1845.	1905
De Lal, Cajetan.	1907
Vives y Tuto, Joseph, b. Feb. 15, 1854.	1899
Volpe, Francis Della, b. Dec. 24, 1814.	1893

CATHOLIC EDUCATIONAL ASSOCIATION.

Honorary President—Cardinal James Gibbons, Baltimore, Md.
President-General—The Right-Rev. Mgr. Thomas J. Shahan, Washington, D. C.
Secretary-General—The Rev. Francis W. Howard, LL. D., Columbus, O.
Treasurer-General—The Rev. Francis T. Moran, D. D., Cleveland, O.

AMERICAN FEDERATION OF CATHOLIC SOCIETIES.

President—Edward Feeney, Brooklyn, N. Y.
Vice-Presidents—J. B. Oelkers, Newark, N. J.; Thomas F. Flynn, Chicago.
Secretary—Anthony Matre, St. Louis, Mo.
Treasurer—C. H. Schulte, Detroit, Mich.
Marshal—J. W. West, Kansas City, Kas.

THE CATHOLIC CHURCH EXTENSION SOCIETY OF THE UNITED STATES OF AMERICA.

113 McCormick building, Chicago, Ill.
Cardinal Protector—His Eminence Sebastian Cardinal Martinelli.
Chancellor Board of Governors—The Most Rev. James Edward Quigley, D. D., Chicago.
Vice-Chancellor Board of Governors—The Most Rev. S. G. Messner, D. D., D. C. L., Milwaukee, Wis.
President—The Very Rev. Francis C. Kelley, D. D., LL. D.
First Vice-President and General Secretary—The Rev. E. B. Ledvina.
Second Vice-President and Director Women's Auxiliary—The Rev. Edward L. Roe.
Third Vice-President and Director Child Apostles—The Rev. W. D. O'Brien.
Fourth Vice-President—Leo L. Doyle.
Treasurer—John A. Lynch.
Recording Secretary Board of Governors—Mr. A. V. D. Watterson.
Superintendent Chapel Car—Mr. George C. Hennessey.
Executive Committee—The Most Rev. James Edward Quigley, D. D.; the Very Rev. Francis C. Kelley, D. D., LL. D.; the Rev. Edward A. Kelly, LL. D.; Mr. Ambrose Petry, K. S. G.; Mr. Richmond Dean, Mr. Warren A. Cartier, Mr. Edward F. Carry.
Board of Auditors—The Rev. P. J. Muldoon, D. D.; the Rev. R. F. Flynn, the Rev. P. J. O'Reilly, Mr. J. J. Fleming, Mr. S. O. Scotten.

EXTENSION MAGAZINE.

The Official Organ of the Catholic Church Extension Society of the United States of America.
Editorial Department—1133 McCormick building, Chicago.
Editor-in-Chief—The Very Rev. Francis C. Kelley, D. D., LL. D.
Managing Editor—Mr. Simon A. Baldus.
Assistant Editor—Miss Julia R. Doyle.

PROTESTANT EPISCOPAL CHURCH.

Presiding Bishop—Daniel S. Tuttle, Bishop of Missouri.

- Diocese. Bishop and residence.
Alabama.....C. M. Beckwith, Montgomery
Alaska.....(Vacancy)
Albany.....W. C. Doane, Albany, N. Y.
Bishop coadjutor.....H. H. Nelson, Albany, N. Y.
Arizona.....J. W. Atwood, Phoenix
Arkansas.....William M. Brown, Little Rock
Bishop coadjutor.....James R. Winchester, Little Rock
Asheville.....Junius M. Horner, Asheville, N. C.
Atlanta.....C. K. Nelson, Atlanta
Bethlehem.....E. Talbot, South Bethlehem, Pa.
California.....William F. Nichols, San Francisco
Central New York.....Charles T. Olmsted, Utica
Chicago.....C. P. Anderson, Chicago
Suffragan.....William E. Toll, Chicago
Colorado.....C. S. Olmsted, Denver
Connecticut.....C. B. Brewster, Hartford
Dallas.....A. C. Garrett, Dallas, Tex.
Delaware.....F. J. Kinsman, Wilmington
Duluth.....James D. Morrison, Duluth, Minn.
East Carolina.....R. Strange, Wilmington, N. C.
Eastern Oklahoma.....T. P. Thurston, Muskogee, Okla.
Easton.....William F. Adams, Easton, Md.
Florida.....E. G. Weed, Jacksonville
Fond du Lac.....C. C. Grafton, Fond du Lac, Wis.
Bishop coadjutor.....R. H. Weller, Fond du Lac, Wis.
Georgia.....Frederick F. Reese, Savannah
Harrisburg.....J. H. Darlington, Harrisburg
Honolulu.....H. B. Restarick, Honolulu, H. I.
Idaho.....James B. Funsten, Boise, Idaho
Indianapolis.....J. M. Francis, Indianapolis
Iowa.....T. N. Morrison, Davenport
Kansas.....F. R. Millsbaugh, Topeka
Kansas City.....S. C. Partridge, Kansas City, Mo.
Kentucky.....Charles E. Woodcock, Louisville
Kearney (Neb.).....G. A. Beecher, Kearney, Neb.
Lexington.....L. W. Burton, Lexington, Ky.
Long Island.....F. Burgess, Garden City, L. I.
Los Angeles.....J. H. Johnson, Los Angeles, Cal.
Louisiana.....Davis Sessums, New Orleans
Maine.....Robert Codman, Portland
Marquette.....G. M. Williams, Marquette, Mich.
Maryland.....John G. Murray, Baltimore
Massachusetts.....William Lawrence, Boston
Michigan.....Charles D. Williams, Detroit, Mich.
Michigan City.....J. H. White, Michigan City, Ind.
Milwaukee.....William W. Webb, Milwaukee, Wis.
Minnesota.....S. C. Edsall, Minneapolis
Mississippi.....T. Du B. Brattle, Jackson
Missouri.....D. S. Tuttle, St. Louis
Coadjutor.....F. F. Johnson, St. Louis
Montana.....L. R. Brewer, Helena
Nebraska.....Arthur L. Williams, Omaha
Newark.....E. S. Lines, Newark, N. J.
New Hampshire.....W. W. Niles, Concord
Coadjutor.....Edward M. Parker, Concord
New Jersey.....John Scarborough, Trenton
New Mexico.....J. M. Kendrick, Santa Fe
New York.....David H. Greer, New York
Suffragan.....Charles S. Burch, New York
North Carolina.....J. B. Cheshire, Raleigh
North Dakota.....Canon Mann, Fargo
North Texas.....E. Temple, Amarillo, Tex.
Ohio.....William A. Leonard, Cleveland
Oklahoma.....F. K. Brooke, Guthrie
Olympia.....F. W. Keator, Tacoma, Wash.
Oregon.....Charles Scadding, Portland
Pennsylvania.....(Vacancy)
Coadjutor.....Phillip M. Rheinelander, Philadelphia
Suffragan.....Thomas J. Garland, Philadelphia
Philippines.....Charles H. Brent, Manila
Pittsburgh.....C. Whitehead, Pittsburgh, Pa.
Porto Rico.....J. H. Van Buren, San Juan
Quincy.....M. E. Fawcett, Quincy, Ill.
Rhode Island.....J. De Wolfe Perry, Jr.
Sacramento.....W. H. Moreland, Sacramento
Salina.....S. M. Griswold, Salina, Kas.

- Diocese. Bishop and residence.
San Joaquin.....L. C. Sanford, San Joaquin
South Carolina.....W. A. Guerry, Columbia
South Dakota.....Peter T. Rowe, Sioux Falls
Southern Florida.....William C. Gray, Orlando
Southern Ohio.....Boyd Vincent, Cincinnati
Southern Virginia.....A. M. Randolph, Norfolk
Bishop coadjutor.....B. D. Tucker, Norfolk
Spokane.....L. H. Wells, Spokane, Wash.
Springfield.....E. W. Osborne, Springfield, Ill.
Tennessee.....Thomas F. Gallor, Memphis
Texas.....G. H. Kinsolving, Austin
Utah.....F. S. Spalding, Salt Lake City
Vermont.....A. C. Hall, Burlington
Virginia.....Robert A. Gibson, Richmond
Washington, D. C.....Alfred Harding, Washington
West Massachusetts.....Thos. F. Davies, Springfield
Western Michigan.....J. N. McCormick, Grand Rapids
Western New York.....William D. Walker, Buffalo
West Texas.....J. S. Johnston, San Antonio
West Virginia.....G. W. Peterkin, Parkersburg
Coadjutor.....William L. Gravatt, Charlestown
Wyoming.....N. S. Thomas, Cheyenne
Foreign missions:
West African.....S. D. Ferguson, Harper, Liberia
China (Shanghai).....F. R. Graves, Shanghai
China (Wuhu).....D. T. Huntington
China (Hankow).....L. H. Roots, Hankow
Japan (Tokyo).....John McKim, Tokyo
Japan (Kyoto).....Henry St. G. Tucker
Cuba.....Albion W. Knight, Havana
Haiti.....Vacant
Brazil.....L. L. Kinsolving, Rio Grande do Sul
Mexico.....H. D. Aves, City of Mexico

METHODIST EPISCOPAL CHURCH.

BISHOPS.

- Boston, Mass.—John W. Hamilton.
Buenos Aires, Argentine Republic—Frank M. Bristol.
Buffalo, N. Y.—Joseph F. Berry.
Chattanooga, Tenn.—William F. Anderson.
Chicago, Ill.—William F. McDowell.
Cincinnati, O.—David H. Moore.
Denver, Col.—Henry W. Warren.
Poochow, China—W. S. Lewis.
New Orleans, La.—Thomas B. Neely.
Oklahoma City, Okla.—William A. Quayle.
Omaha, Neb.—John L. Nuelsen.
Pekin, China—James W. Basford.
Philadelphia, Pa.—Luther B. Wilson.
Portland, Ore.—Charles W. Smith.
San Francisco, Cal.—Edwin H. Hughes.
Washington, D. C.—Earl Cranston.
Zurich, Switzerland—William Burt.

MISSIONARY BISHOPS.

- Calcutta, India—John E. Robinson.
Funchal, Madeira Islands—Joseph C. Hartzell.
Lucknow, India—Frank W. Warne.
Monrovia, Liberia—Isalah B. Scott.
Seoul, Korea—Merriam C. Harris.
Singapore, Straits Settlements—William F. Oldham.

EPWORTH LEAGUE.

- Organized at Cleveland, O., May 15, 1889.
President—Bishop William A. Quayle, Oklahoma City, Okla.
General Secretary—Rev. E. M. Randall, D. D., 14 West Washington street, Chicago, Ill.
German Assistant Secretary—Rev. F. Munz, Cincinnati, O.
Assistant Secretary for Colored Conferences—Rev. I. Garland Penn, South Atlanta, Ga.
Editor Epworth Herald—Rev. Stephen J. Herben, D. D., 14 West Washington street, Chicago, Ill.

METHODIST EPISCOPAL CHURCH SOUTH.

BISHOPS.

- Alphus W. Wilson, Baltimore, Md.
Engene R. Hendrix, Kansas City, Mo.
Joseph S. Key, Sherman, Tex.
Warren A. Candler, Atlanta, Ga.
Henry C. Morrison, Leesburg, Fla.
E. Embree Hoss, Nashville, Tenn.
James Atkins, Waynesville, N. C.
Collins Denny, Richmond, Va.
John C. Kilgo, Durham, N. C.
W. B. Murrain, Jackson, Miss.
W. R. Lambuth, Nashville, Tenn.

E. D. Mouzon, San Antonio, Tex.
R. G. Waterhouse, Los Angeles, Cal.
J. H. McCoy, Birmingham, Ala.

PRESBYTERIAN CHURCH IN THE UNITED STATES OF AMERICA.

Stated Clerk—Rev. William H. Roberts, D. D., LL. D., room 515 Witherspoon building, 1319 Walnut street, Philadelphia, Pa.

Permanent Clerk—Rev. William B. Noble, D. D., 1323 Linwood avenue, Los Angeles, Cal.
Assistant Clerk—Rev. J. M. Hubbard, D. D., room 515 Witherspoon building, Philadelphia, Pa.

TRUSTEES.
President—George Stevenson, Philadelphia, Pa.
Treasurer—The Philadelphia Trust company.
Recording Secretary—Jacob Wilson, 511 Witherspoon building, Philadelphia, Pa.

Office—1319 Walnut street, Philadelphia, Pa.
TRUSTEES FOR THE GENERAL ASSEMBLY OF THE CUMBERLAND PRESBYTERIAN CHURCH.
President—J. O. Carson, Bowling Green, Ky.
Secretary—W. F. Ennis, Bowling Green, Ky.

BOARD OF HOME MISSIONS.
President—Rev. D. Stuart Dodge, D. D.
Secretary—Rev. Charles L. Thompson, D. D., LL. D.
Associate Secretaries—Rev. John Dixon, D. D.; J. Ernest McAfee.

Treasurer—Harvey C. Olin.
Superintendent of School Work—David R. Boyd, Ph. D.

Department of Church and Labor—Superintendent, Rev. Charles Stelzle.

Department of Immigration—Superintendent, Rev. William Payne Shriver.

Department of Church and Country Life—Superintendent, Rev. Warren H. Wilson, Ph. D.

Department of Indian Missions—Superintendent, Rev. Thomas C. Moffett, D. D.

Field Secretary—Rev. B. P. Fallerton, D. D., St. Louis, Mo.

Office—156 5th avenue, New York, N. Y.
BOARD OF FOREIGN MISSIONS.

President—Rev. George Alexander, D. D.

Corresponding Secretaries—Robert E. Speer, Rev. Arthur J. Brown, D. D.; Rev. A. Woodruff Halsey, D. D., and Rev. Stanley White, D. D.

Treasurer—Dwight H. Day.

Assistant Secretaries, Home Department—David McConaughy, Ph. D.; Rev. Charles E. Bradt, Ph. D.; J. M. Patterson, Rev. Ernest F. Hall, T. H. P. Saller, Rev. George H. Trull.

Office—156 5th avenue, New York, N. Y.
BOARD OF EDUCATION.

President—Rev. Charles Wadsworth, Jr., D. D., Philadelphia, Pa.

Secretary—Rev. Joseph W. Cochran, D. D.

Treasurer—Jacob Wilson.
Office—1319 Walnut street, Philadelphia, Pa.

THE EDUCATIONAL SOCIETY.
President—W. H. Halbert, Nashville, Tenn.

Corresponding Secretary—Rev. W. J. Darby, D. D., Evansville, Ind.

BOARD OF PUBLICATION AND SABBATH SCHOOL WORK.
President—Hon. Robert N. Willson, Philadelphia, Pa.

Secretary—Rev. Alexander Henry, D. D.

Editorial Superintendent—Rev. J. R. Miller, D. D.

Business Superintendent and Treasurer—Frank M. Braselmann.

Superintendent of Depositories—John H. Scribner.

Superintendent of Young People's Work—Rev. Willis L. Gelston.

Superintendent of Sabbath School Training—Rev. James A. Worden, D. D., LL. D.

Manufacturer—Henry F. Scheetz.

Assistant Treasurer—Marshall S. Collingwood.
Office—1319 Walnut street, Philadelphia, Pa.
Chicago Office—509 South Wabash avenue.

CUMBERLAND BOARD OF PUBLICATION.
President—Hamilton Parks, Nashville, Tenn.

Secretary—John H. DeWitt, Nashville, Tenn.
BOARD OF CHURCH ERECTION.

President—Frederick G. Burnham, Esq.

Corresponding Secretary—Rev. Duncan J. McMillan, D. D.
Treasurer—Adam Campbell.
Office—156 5th avenue, New York, N. Y.

BOARD OF MINISTERIAL RELIEF.

President—A. Charles Barclay, Esq., Philadelphia, Pa.

Corresponding Secretary—Rev. B. L. Agnew, D. D., LL. D.

Treasurer and Recording Secretary—Rev. William W. Heberton, D. D.

Office—1319 Walnut street, Philadelphia, Pa.

BOARD OF MISSIONS FOR FREEDMEN.
President—Rev. Samuel J. Fisher, D. D., Pittsburgh, Pa.

Corresponding Secretary and Treasurer—Rev. Edward P. Cowan, D. D.

Office—513 Bessemer bldg., 6th street, Pittsburgh, Pa.
COLLEGE BOARD.

President Emeritus—Rev. Herrick Johnson, D. D., LL. D., St. Louis, Mo.

President—John H. MacCracken, Ph. D.

Secretary—Robert Mackenzie, D. D., LL. D.

Office Secretary and Assistant Treasurer—George R. Brauer.

Office—156 5th avenue, New York, N. Y.
PERMANENT COMMITTEE ON TEMPERANCE.

Chairman and Treasurer—Rev. E. Trumbull Lee, D. D., Wilkinsburg, Pa.

Corresponding Secretary—Rev. John F. Hill, D. D., Conestoga building, Pittsburgh, Pa.

ASSEMBLY HERALD.
Managing Committee—Rev. A. Woodruff Halsey, D. D., chairman; Rev. John Dixon, D. D.; William H. Scott.

Manager—Horace P. Camden.
Office—1323 Chestnut street, Philadelphia, Pa.

MINISTERIAL SUSTENTATION FUND.
Chairman—Rev. Robert Hunter, D. D., Philadelphia, Pa.

Secretary—Rev. J. R. Sutherland, D. D., room 821 Witherspoon building, Philadelphia, Pa.

CHRISTIAN LIFE AND WORK.
Chairman—Rev. John F. Carson, D. D., LL. D.

Secretary—Rev. William H. Roberts, D. D., Witherspoon building, Philadelphia, Pa.

PRESBYTERIAN BROTHERHOOD.
President—Charles S. Holt, Chicago, Ill.

Secretary—Rev. Walter Getty.
Office—19 South LaSalle street, Chicago, Ill.

PRESBYTERIAN HISTORICAL SOCIETY.
President—Rev. Henry C. McCook, D. D., Sc. D., LL. D., honorary curator of the society.

Vice-Presidents—Rev. James Crawford, D. D.; Rev. Henry Van Dyke, D. D., LL. D.

Chairman of Executive Council—William H. Scott.

Recording Secretary—Rev. Walter A. Brooks, D. D.

Corresponding Secretary—Rev. Charles R. Watson, D. D.

Treasurer—DeBenneville K. Ludwig, Ph. D.

Honorary Librarian—Rev. Louis F. Benson, D. D.

Curator—Alfred Percival Smith, Esq.
Library, Museum, etc.—Witherspoon building, Philadelphia, Pa.

THE CONGREGATIONAL CHURCHES.

AMERICAN CONGREGATIONAL ASSOCIATION.

Vice-President—Samuel B. Capen.
Secretary—Rev. A. E. Dunning, D. D., Brookline, Mass.

Treasurer—A. S. Lovett, Brookline, Mass.

Headquarters—Congregational House, Boston, Mass.
AMERICAN BOARD OF COMMISSIONERS FOR FOREIGN MISSIONS.

President—S. B. Capen, LL. D.

Treasurer—Frank H. Wiggin.
Secretaries—Rev. James L. Barton, D. D.; Rev. Cornelius H. Patton, D. D.

Editorial Secretary—Rev. E. E. Strong, D. D., emeritus; Rev. W. E. Strong.

District Secretaries—Rev. W. L. Beard, D. D., 4th avenue and 22d street, New York city; Rev. A. N. Hitchcock, D. D., 19 South LaSalle street, Chicago, Ill.; Rev. H. M. Tenney, D. D., Merchants' Bank building, San Francisco, Cal.

Headquarters—Congregational House, Boston, Mass.
AMERICAN MISSIONARY ASSOCIATION.

President—Cyrus Northrop, LL. D.

Treasurer—H. W. Hubbard.

Secretaries—Rev. C. J. Ryder, D. D.; Rev. H. Paul Douglass, D. D.

Western Secretary—Rev. Lucius O. Baird, D. D., 19 South LaSalle street, Chicago, Ill.

Headquarters—287 4th avenue, New York city.

SUNDAY SCHOOL AND PUBLICATION SOCIETY.
 President—Rev. Frederick H. Page, Waltham, Mass.
 Treasurer—H. T. Richardson, Congregational House, Boston, Mass.
 Missionary Secretary—Rev. William Ewing, Boston, Mass.
 Manager Pilgrim Press—Luther H. Cary, Boston.
 District Secretary—Rev. R. W. Gammon, 19 South LaSalle street, Chicago, Ill.
 Manager Western Agency—F. E. Atwood, 120 South Wabash avenue, Chicago, Ill.
HEADQUARTERS—CONGREGATIONAL HOUSE, BOSTON, MASS.
CHURCH BUILDING SOCIETY.

President—Dr. Lucien C. Warner, New York city.
 Secretary—Rev. C. H. Richards, D. D., New York city.
 Treasurer—Charles E. Hope.
 Field Secretaries—Rev. W. W. Newell, D. D., 19 South LaSalle street, Chicago, Ill.; Rev. H. H. Wilkof, San Francisco, Cal.
HEADQUARTERS—106 EAST 23d STREET, NEW YORK CITY.

HOME MISSIONARY SOCIETY.
 President—Rev. S. E. Woodrow, D. D.
 Treasurer—Willis L. Lougee.
 Secretaries—Rev. Hubert C. Herring, Rev. Herman F. Swartz.
 Headquarters—287 4th avenue, New York city.
 Superintendent German Department—M. E. Eversz, D. D., 20 North Ashland boulevard, Chicago, Ill.

ILLINOIS HOME MISSIONARY SOCIETY.
 President—Hon. T. C. Mac Millan, Chicago, Ill.
 Superintendent and Corresponding Secretary—Rev. George T. McCollum, D. D.
 Treasurer—John W. Iliff.
 Office—19 South LaSalle street, Chicago, Ill.

EDUCATION SOCIETY.
 President—Rev. William R. Campbell, D. D., Boston, Mass.
 Secretary—Rev. Edward S. Tead, Boston, Mass.
 Treasurer—S. F. Wilkins, Boston, Mass.
 Headquarters—Congregational House, Boston, Mass.
 Chicago Office—19 South LaSalle street; Rev. Theodore Clifton, D. D., western field secretary.

MINISTERIAL RELIEF.
 Chairman—Rev. H. A. Stimson, D. D., New York city.
 Secretary—Wm. A. Rice, D. D., New York city.
 Treasurer—B. H. Fancher, 287 4th avenue, New York city.

MINISTERIAL RELIEF ASSOCIATION OF ILLINOIS.
 President—William Spawner, Oak Park.
 Treasurer—R. R. Baldwin, 35 North Dearborn street, Chicago, Ill.

NATIONAL TRIENNIAL COUNCIL.
 Moderator—Rev. Nebemiah Boynton, New York.
 Secretary—Rev. Asher Anderson, D. D., Congregational House, Boston, Mass.
 Registrar and Treasurer—Rev. Joel S. Ives, Hartford, Conn.

WOMAN'S BOARD OF MISSIONS.
 Secretary—Miss E. H. Stanwood, Congregational House, Boston, Mass.

WOMAN'S BOARD OF MISSIONS OF THE INTERIOR.
 Secretary—Miss M. D. Winstage, Chicago, Ill.

NATIONAL FEDERATION OF WOMEN'S HOME MISSIONARY SOCIETIES.

President—Mrs. B. W. Firman 6505 Augusta street, Oak Park, Ill.

Secretary—Mrs. W. W. Newell, 244 Wesley avenue, Oak Park, Ill.

Treasurer—Mrs. H. A. Flint, Syracuse, N. Y.

CHICAGO CITY MISSIONARY SOCIETY.
 President—Frank Kimball.

Secretary—William Spowner, Tacoma building.

Treasurer—Willis S. Herrick.

Superintendent—Rev. J. C. Armstrong, D. D., 19 South LaSalle street.

CONGREGATIONAL BROTHERHOOD OF AMERICA.
 President—H. M. Beardsley, Kansas City, Mo.

Secretaries—Revs. F. Dyer and H. A. Atkinson, Chicago.

BAPTIST DENOMINATION.

Baptist World Alliance—President, Dr. Robert S. MacArthur, New York, N. Y.; secretaries, Rev. J. H. Shakespeare, London, England; Rev. J. N. Prestridge, Louisville, Ky.

General Convention of Baptists of North America—President, Dr. A. L. McCrimmon, Canada; secretary, Rev. S. B. Meeser, Chester, Pa.

Northern Baptist Convention—President, Emory W. Hunt, LL. B., Grayville, O.; corresponding secretary, Rev. W. C. Britting, D. D., St. Louis, Mo.
 American Baptist Publication Society—President, Dr. Cornelius Woolkitch, Rochester, N. Y.; secretary, A. J. Rowland, D. D., 1701 Chestnut street, Philadelphia, Pa.

American Baptist Historical Society—President, B. MacMackin, D. D., Philadelphia, Pa.

American Baptist Foreign Mission Society—President, E. B. Bryan, LL. D., Hamilton, N. Y.; corresponding secretaries, home department, Rev. F. P. Haggard, D. D.; foreign department, T. S. Barbour, Ford building, Boston, Mass.; treasurer, Charles W. Perkins, Boston, Mass.

American Baptist Home Mission Society—President, F. A. Wells, Chicago; treasurer, Frank T. Moulton, New York, N. Y.; corresponding secretary, H. L. Morehouse, D. D., 312 4th avenue, New York city; associate corresponding secretary, Charles L. White, New York, N. Y.; field secretary, C. Call Barnes, D. D., New York, N. Y.; recording secretary, Rev. W. M. Walker, Scranton, Pa.

Baptist Forward Movement for Missionary Education—Rev. John M. Moore, general secretary, Ford building, Boston.

Woman's Baptist Foreign Missionary Society—President, Mrs. M. Grant Edmands, Chestnut Hill, Mass.; corresponding secretary foreign department, Mrs. H. G. Safford, Ford building, Boston, Mass.; secretaries home department, Mrs. C. A. Robinson and Miss H. S. Ellis, Boston, Mass.

Women's Baptist Foreign Missionary Society of the West—President, Mrs. Andrew MacLeish, Chicago, Ill.; foreign corresponding secretary, Miss Mary E. Adkins, Chicago, Ill.; home secretary, Miss Carrie E. Perrine, 88 East 30th street, Chicago, Ill.; treasurer, Mrs. Kemfster B. Miller, Chicago, Ill.

Woman's American Baptist Home Mission Society—President, Mrs. Albert G. Leifer, Chicago, Ill.; corresponding secretary, Mrs. Katherine S. Westfall, 2969 Vernon avenue, Chicago, Ill.; recording secretary, Mrs. William H. Baker, Washington, D. C.; treasurer, Mrs. Emma C. Marshall, Chicago, Ill.

Baptist Young People's Union of America—President, Rev. W. J. Williamson, D. D., St. Louis, Mo.; recording secretary, Rev. H. W. Reed, Rock Island, Ill.; general secretary, Rev. W. E. Chalmers, Philadelphia, Pa.; treasurer, H. Z. Osgood, Chicago, Ill.

Baptist Congress—President, S. C. Mitchell, LL D., Columbia, S. C.; secretary, Rev. T. A. K. Gessler, D. D., Landing, N. J.

Chicago Baptist Executive Council—Dean, Shaller Mathews, University of Chicago; superintendent, Rev. F. L. Anderson, 167 Wabash avenue; secretary, B. B. Grenell, 280 Washington boulevard; treasurer, A. E. Wells, Monadnock block.

SOUTHERN BAPTIST CONVENTION.

Officers—President, Joshua Levering, Baltimore, Md.; vice-presidents, Hon. Joseph James Darlington, Washington, D. C.; Pres. Samuel Palmer Brooks, D. D., Waco, Tex.; William Ellyson, Richmond, Va.; Hon. Lamartine Hardman, Commerce, Ga.; secretaries, Rev. Lansing Burrows, D. D., Americus, Ga.; Rev. Oliver Gregory, D. D., Staunton, Va.; treasurer, George W. Norton, Louisville, Ky.; auditor, William P. Harvey, Louisville, Ky.

Foreign Mission Board—President, J. B. Hutson, Virginia; corresponding secretary, Rev. R. J. Willingham, D. D.; editorial secretary, W. H. Smith; educational secretary, Rev. T. B. Ray; field secretary, Rev. S. J. Porter, D. D.; recording secretary, Rev. W. S. Dorsett, D. D.; treasurer, R. R. Gwathey; auditor, J. D. Crump.

Home Mission Board—President, Rev. John F. Purser, D. D., Georgia; corresponding secretary, Rev. B. D. Gray, D. D.; assistant corresponding secretary, Rev. J. F. Love, D. D.; treasurer, Walker Dunson; recording secretary, M. M. Welch; editorial secretary, Rev. V. I. Masters; auditor, C. A. Davis.

Sunday School Board—President, Rev. E. E. Folk, D. D., Tennessee; corresponding secretary and treasurer, Rev. J. M. Frost, D. D.; recording secretary, A. B. Hill; auditor, Roger Eastman.

CHRISTIAN SCIENCE CHURCH.

The Christian Science church was founded in 1879 by Mary Baker Eddy, the discoverer of Christian science and author of its text-book, "Science and Health, with Key to the Scriptures." The church was organized "to commemorate the word and works of our Master, which should reinstate primitive Christianity and its lost element of healing" (Church Manual). In 1893 the church was reorganized as the First Church of Christ, Scientist, known as the mother church, in Boston, Mass. The present officers of the mother church are:

President—Judge Clifford P. Smith,
Clerk—John V. Dittmore,
Treasurer—Stephen A. Chase.
Directors—Archibald McEllan, Allison V. Stewart, Stephen A. Chase, John V. Dittmore, Adam H. Dickey.

All Christian science churches and societies, of which there are now 1,260 in the United States and 135 in foreign countries, are branches of the mother church. Lesson-sermons compiled from the bible and "Science and Health with Key to the Scriptures" are read at the services in Christian science churches. There are about 5,000 Christian science practitioners regularly devoting their time to the practice of Christian science mind healing.

Mrs. Eddy founded the Christian Science Journal, Sentinel, Quarterly, Der Herold der Christian Science and The Christian Science Monitor (a daily newspaper), all of which are published by the Christian Science Publishing Society in Boston.

There is in connection with the Christian science movement an official board of lectureship designed to furnish the public correct information concerning the fundamental teachings of Christian science. Lectures given by members of this board are free to the public.

There are in Chicago ten Christian science churches having an average total attendance of about 12,000. Each of these churches maintains a free reading room in addition to a joint reading room at 81 East Madison street, where the public may have free access to all authorized publications on the subject of Christian science.

The offices of the Christian science committee on publication and the Christian science committee for the distribution of literature in Chicago are in the Orchestra building, 220 South Michigan avenue.

UNITARIAN CHURCH.

NATIONAL CONFERENCE.

President—Hon. Horace Davis, San Francisco, Cal.
Vice-Presidents—Hon. George E. Adams, Chicago, Ill.; Hon. Thomas J. Morris, Baltimore, Md.; Hon. George C. Perkins, San Francisco, Cal.; Hon. Francis C. Lowell, Boston, Mass.; Hon. Alfred T. White, New York, N. Y.
General Secretary—Rev. Walter F. Greenman, 634 Astor street, Milwaukee, Wis.
Treasurer—Richard C. Humphreys, Esq., 272 Congress street, Boston, Mass.

WESTERN CONFERENCE.

President—Morton D. Hull, Chicago.
Secretary—Rev. Ernest C. Smith, Chicago.
Treasurer—C. K. Pittman, Evanston, Ill.
Directors—Morton D. Hull, F. A. Delano, Mrs. E. A. Delano, J. W. Hosmer, C. K. Pittman, Mrs. S. F. Lynn, Rev. Fred V. Hawley, Rev. W. H. Pulsford and Rev. Ernest C. Smith, all of Chicago, Ill.; Dana Slade, Jr., Hinsdale, Ill.; Rev. Eugene H. Shippen, Detroit, Mich.; Rev. Walter F. Greenman, Milwaukee, Wis.; Rev. F. A. Gilmore, Madison, Wis.; Rev. W. M. Baekus, Minneapolis, Minn.; Rev. George R. Gebauer, Duluth, Minn.; Rev. Mary A. Safford, Des Moines, Iowa; Mrs. C. V. Mersereau, St. Louis, Mo.; Rev. F. M. Bennett, Lawrence, Kas.; W. S. Udell, Grand Rapids, Mich.; Rev. H. W. Foote, Ann Arbor, Mich.; Rev. M. O. Simons, Cleveland, O.
Headquarters—195 S. Dearborn street, Chicago, Ill.

AMERICAN UNITARIAN ASSOCIATION.

President—Rev. Samuel A. Elliot, D. D., Boston, Mass.
Vice-Presidents—Benjamin E. Walker, Concord, Mass.; Eben S. Draper, Hopedale, Mass.; Miss Emma C. Low, Brooklyn, N. Y.; Duncan U. Fletcher, Jacksonville, Fla.; Charles W. Ames, St. Paul, Minn.;

Paris Gibson, Great Falls, Mont.; Horace Davis, San Francisco, Cal.; G. W. Stephens, Montreal, Quebec.

Secretary—Rev. Lewis G. Wilson, Boston, Mass.
Treasurer—Francis H. Lincoln, Hingham, Mass.

CHURCH OF THE NEW JERUSALEM.

[Swedenborgian.]

THE GENERAL CONVENTION.

President—Rev. Julian K. Smyth, 230 West 59th street, New York, N. Y.
Vice-President—Hon. Job Barnard, 1366 Rhode Island avenue, N. W., Washington, D. C.
Recording Secretary—C. A. E. Spamer, 215 North Charles street, Baltimore, Md.
Assistant Secretary—Paul H. Seymour, Urbana, O.
Treasurer—James Richard Carter, 246 Devonshire street, Boston, Mass.
ILLINOIS ASSOCIATION OF THE NEW JERUSALEM.
Presiding Minister—Rev. John S. Saul, 501 Masonic Temple, Chicago, Ill.
Secretary—Clark S. Reed, Fort Dearborn building, Chicago, Ill.
Treasurer—C. H. Cutler, 4801 Kenwood avenue, Chicago, Ill.
Executive Committee—Robert Matheson, 2121 Sedgwick street, Chicago, Ill.; Dr. J. P. Cobb, 1021 East 47th street, Chicago, Ill.; Clark S. Reed, 1007, 134 Monroe street, Chicago, Ill.; William Niles, Laporte, Ind.; George Copeland, Jefferson, Wis.; Percy Werner, Rialto building, St. Louis, Mo.; George E. Lee, Springfield, Ill.

CHICAGO SOCIETY OF THE NEW JERUSALEM.

President—C. Jasper Cobb, 179 North Clark street.
Secretary—Clark S. Reed, 1007, 134 Monroe street.
Treasurer—R. O. Barler, 104 Lake street.
Executive Committee—Dr. J. P. Cobb, F. A. Smith, H. D. Belcher, E. J. E. Schreck, John F. Dabney, R. Matheson, L. B. Bishop, J. W. Saul, R. O. Barler and others ex-officio.

LUTHERAN DENOMINATION.

GENERAL SYNOD OF LUTHERAN CHURCH OF THE UNITED STATES.

President—Rev. J. P. Remennyder, D. D., LL. D., New York, N. Y.
Secretary—Rev. F. P. Manhart, D. D., Selinsgrove, Pa.

AUGUSTANA SYNOD.

President—Rev. L. A. Johnston, D. D., 540 Olive street, St. Paul, Minn.
Vice-President—Rev. G. A. Brandalle, 2250 Court place, Denver, Col.
Secretary—Rev. John G. Dahlberg, A. M., 372 Logan avenue, Winnipeg, Canada.
Treasurer—Rev. Carl J. Bengtson, Knoxville, Ill.

MISSOURI SYNOD (GERMAN AND ENGLISH).

President—Rev. F. Pfotenbauer, 415 West 62d street, Chicago, Ill.
Secretary—Rev. R. D. Biedermann, 713 South New Jersey street, Indianapolis, Ind.
Secretary English District—Rev. J. F. Wenchell, 228 Morgan street, N. W., Washington, D. C.
The official title of this organization is: The German Evangelical Lutheran Synod of Missouri, Ohio and Other States.

HATGE SYNOD.

President—Rev. M. G. Hanson, Kenyon, Minn.
Secretary—Prof. N. J. Lohre, Vermilion, S. D.
Treasurer—O. A. Ulvin, Red Wing, Minn.

NORWEGIAN SYNOD.

President—Dr. H. G. Stub, 806 Sheldon avenue, St. Paul, Minn.
Vice-President—Prof. L. K. Preus, Decorah, Iowa.
Secretary—Rev. D. C. Jordahl, Norway Lake, Minn.
Treasurer—Rev. H. B. Hustvedt, Decorah, Iowa.

UNITED NORWEGIAN LUTHERAN CHURCH OF AMERICA.

President—Rev. T. H. Dahl, D. D., 3117 Park avenue, Minneapolis, Minn.
Secretary—Jens C. Roseland, 2410 Ballou street, Chicago, Ill.

THE LUTHER LEAGUE.

Luther League of America—President, William C. Stoeber, Philadelphia, Pa.; secretary, Rev. Luther M. Kahns, Omaha, Neb.; chairman national executive committee, E. F. Ellert, New York, N. Y.

Luther League of Illinois—President, John H. Hanberg, Moline; corresponding secretary, Alvina Stut, 1973 Evergreen avenue, Chicago.
Luther League of Chicago—President, David N. C. Astenius; corresponding secretary, Mrs. Martha B. Lottich, 4533 North Sawyer avenue.

AMERICAN BIBLE SOCIETY.

Bible House Astor place, New York, N. Y.
President—(Vacancy.)
Corresponding Secretaries—Rev. John Fox, D. D., and Rev. William I. Haven, Bible House, New York, N. Y.
Recording Secretary—Rev. Henry Otis Dwight, Bible House, New York, N. Y.
Treasurer—William Foulke, Bible House, New York, N. Y.
Agency Secretaries in the United States—Rev. S. H. Kirkbride, D. D., McCormick building, Chicago, Ill.; Rev. J. P. Wragge, D. D., South Atlanta, Ga.; Rev. M. B. Porter, 208 North 8th street, Richmond, Va.; Rev. G. E. Farnam, 214 Y. M. C. A. building, Denver, Col.; Rev. A. Wesley Mell, 216 Pacific building, San Francisco, Cal.; Rev. J. J. Morgan, 1816½ Main street, Dallas, Tex.; Rev. G. S. J. Browne, D. D., 222 West 4th street, Cincinnati, O.; Rev. L. W. Eckard, D. D., 701 Walnut street, Philadelphia, Pa.; Rev. W. H. Tower, 330 Livingstone street, Philadelphia, Pa.

BROTHERHOOD OF ANDREW AND PHILIP.

President—(Vacancy.)
Vice-President—Dr. B. K. Wilbur, Bryn Mawr, Pa.
Recording Secretary—Roland M. Eavenson, 4052 Baring street, New York, N. Y.
General Secretary—W. T. Wallace, 200 North 15th street, Philadelphia, Pa.

AMERICAN TRACT SOCIETY.

President—William Phillips Hall.
General Secretary—Rev. Judson Swift, D. D.
Assistant Treasurer—Louis Tag.
Offices—150 Nassau street, New York, N. Y.

YOUNG PEOPLE'S CHRISTIAN UNION OF THE UNIVERSALIST CHURCH.

EXECUTIVE BOARD.

President—A. Ingham Hicknell, Boston, Mass.
Secretary—Roger F. Etz, 129 Boylston street, Boston, Mass.
Treasurer—Arthur J. Edwards, Minneapolis, Minn.

INTERNATIONAL ORDER OF THE KING'S DAUGHTERS AND SONS.

Headquarters—156 5th avenue, New York, N. Y.
President—Miss Kate Bond, New York, N. Y.
First Vice-President—Miss G. H. Libby, New York, N. Y.
Second Vice-President—Mrs. I. C. Davis, Plainfield, N. J.
General Secretary—Treasurer and Editor—Mrs. Mary Lowe Dickinson, 156 5th avenue, New York, N. Y.
Corresponding Secretary—Miss Clara Morehouse, 156 5th avenue, New York, N. Y.
Recording Secretary—Mrs. A. H. Evans, 236 West 86th street, New York, N. Y.

YOUNG MEN'S CHRISTIAN ASSOCIATION.

International Committee of Young Men's Christian Associations of North America—Alfred E. Marling, chairman; William Sloune, William D. Murray, vice-chairmen; Frederick B. Schenck, treasurer; Richard C. Morse, general secretary; Clarence J. Hicks, John R. Mott, associate general secretaries; general offices, 124 East 28th street, New York, N. Y. The annual report made in 1911 shows: Associations, 2,118; members, 536,037; value of real property, \$61,854,110; total net property, \$67,539,475; number of employed officers, 3,351; students in educational classes, 61,904; 648 gymnasiums; 159,855 enrolled in gymnasium classes; 172 athletic fields; 275 railroad associations with 86,091 members; 767 student associations with 62,626 members; boy membership, 103,570.

FEDERAL COUNCIL OF THE CHURCHES OF CHRIST IN AMERICA.

Organized in December, 1908.

President—Bishop E. R. Hendrix, D. D., LL. D.
Corresponding Secretary—E. B. Sanford, D. D., 1611 Clarendon building, 215 4th avenue, New York, N. Y.
Recording Secretary—Rivington D. Lord, D. D.
Research Secretary—G. Frederick Wells.
Secretary Eastern District—Hugh B. MacCauley, D. D., Trenton, N. J.
Secretary Central District—Charles E. Bacon, D. D., 921 Association building, Chicago, Ill.
Treasurer—Alfred R. Kimball.
Executive Committee—William H. Roberts, D. D., LL. D., chairman; Frank Mason, D. D., vice-chairman, and delegates from thirty-three denominations which are represented in the federal council through the official action of their highest national judicatories, assemblies and conferences.
National Offices—1611 Clarendon building, 215 4th avenue, New York, N. Y.

RELIGIOUS EDUCATION ASSOCIATION.

Organized Feb. 12, 1903.

President—Chancellor James H. Kirkland, Vanderbilt university, Nashville, Tenn.
Vice-President—Rev. Charles R. Brown, Oakland, Cal.
General Secretary—Henry Frederick Cope, Chicago, Ill.
Treasurer—Charles L. Hutchinson, Chicago, Ill.
Executive Offices—193 Michigan avenue, Chicago, Ill.
The purpose of the association is to promote the improvement and extension of moral and religious education through existing agencies in the churches, schools, etc., by serving as a center, a clearing house and a bureau of information and promotion. The association publishes a bimonthly magazine; maintains a permanent library and exhibit, superintends local guilds, holds general conventions and local conferences. It enrolls in its membership any persons interested in moral and religious education regardless of sectarian or theological lines.

UNITED SOCIETY OF CHRISTIAN ENDEAVOR.

President—Rev. Francis E. Clark, D. D., LL. D.
General Secretary—William Shaw, Tremont Temple, Boston, Mass.
Editorial Secretary—Prof. Amos R. Wells.
Treasurer—Hiram N. Lathrop.
Publication Manager—A. R. Shurtle.
Manager Western Office—Walter R. Mee, 820, 153 LaSalle street, Chicago.

ILLINOIS CHRISTIAN ENDEAVOR UNION.

President—C. W. Dyer, Decatur.
Vice-President—Walter R. Mee, Chicago, and J. L. Davison, Benton.
Secretary—P. L. McPheeters, Champaign.
Treasurer—Rev. E. L. Reiner, Chicago.

WORLD'S CHRISTIAN ENDEAVOR UNION.

President—Rev. Francis E. Clark, D. D., LL. D., Boston, Mass.
Secretaries—President John Willis Baer, LL. D., Los Angeles, Cal.; Von Ogden Vogt, New York, N. Y.
Treasurer—William Shaw, Boston, Mass.

AMERICAN SUNDAY-SCHOOL UNION.

President—Martin L. Finckel.
Secretary of Missions—Rev. G. P. Williams, D. D.
Corresponding Secretary—(Vacancy.)
Treasurer—John E. Stevenson, Philadelphia, Pa.
Recording Secretary—William H. Hirst of the home office, 1816 Chestnut street, Philadelphia, Pa.
Chicago Office—Rev. William W. Johnstone, D. D., superintendent, 19 South LaSalle street, room 1012.

THE SALVATION ARMY

Organized in London July, 1865.
Commander in Chief—Gen. William Booth.
General Headquarters—London, England.
American National Headquarters—120 West 14th street, New York, N. Y.

Western Territorial Headquarters—669 South State street, Chicago, Ill.
 Western Territorial Commissioner—Thomas Estill.
 Posts in World—8,574.
 Post in Chicago—20.
 Institutions in Chicago—21.

THE VOLUNTEERS OF AMERICA.

Organized in March, 1896.
 Commander—Gen. Ballington Booth.
 National Headquarters—34 West 28th street, New York, N. Y.
 Northwestern Headquarters—31, 110 South Dearborn street, Chicago, Ill.
 Northwestern Territorial Commander—Maj.-Gen. Edward Fielding.

EPIDEMICS IN 1911.

PNEUMONIC PLAGUE IN MANCHURIA.

Beginning in October, 1910, and continuing until February, 1911, a pneumonic plague of almost unexampled virulence raged in the northern provinces of China. It was especially violent in Manchuria, nearly 4,000 perishing in the city of Fuchelien alone. In Harbin about 1,000 persons, including eighteen Europeans, died from the disease. The total number of victims was estimated at 46,000, practically all who were attacked died, as only five recoveries were recorded.

Business in the infected districts came to a standstill and for a time railway traffic in Manchuria was suspended. One or two cases of the plague occurred in Peking in January, causing a panic among the native and foreign residents of the capital. Many of the latter, including members of the diplomatic corps, fled from the city, while others shut themselves up in the legation quarter, around which a quarantine line was established. The disease did not spread, however, and the alarm subsided.

Beginning April 3 an international medical conference was held in Mukden to consider the causes of the plague and its possible cure. Forty delegates, representing eleven powers, including the United States, were present. It was generally agreed that the disease was communicated to human beings by a species of marmot called tarabang, which is extensively hunted in Mongolia and Manchuria for its fur. It was clearly established that hunters were the first victims and that the plague was spread by the hunters going from place to place. There was some difference of opinion as to whether the disease was communicated by direct contact, but it seemed to be established that the exhalations and moist sputum of the victims were highly infective. The most effective preventive, it was agreed, was the establishment of strict quarantine. It was shown that rats did not carry the disease as in the case of the bubonic plague.

Though little is known of the action of the pneumonic plague bacillus, it is thought that the virulent toxin created by the bacillus during germination and quickly introduced into the system, acts upon the nerves, affecting the heart. After the first symptom appears the disease progresses with great rapidity, and it is supposed that the poison hardly has time to weaken the victim to an extremity. As death approaches a comatose state is brought on in which the sufferer becomes so weak as to stagger and fall wherever he may happen to be. Though there is pain in the lungs, it is not the pneumonia, but the poison in the blood that kills. Death may come in a few hours or in a day or two. The enlargement of the glands in the neck and groins, which is a characteristic symptom of bubonic plague, is absent in the pneumonic variety.

RELIGIONS OF THE WORLD.

According to the revised (1898) edition of Mulhall's Dictionary of Statistics there are 476,100,000 Christians in the world. The same authority places the number of Roman Catholics in Europe, America and Australia at 223,030,000; protestants, 157,050,000, and Greeks, 88,660,000. It has been estimated that there are in the world 256,000,000 followers of Confucius, 190,000,000 Hindus, 176,800,000 Mohammedans, 148,000,000 Buddhists, 118,000,000 polytheists, 43,000,000 Taoists, 14,000,000 Shintoists and 12,000,000 Jews. Of the Christians more than 230,000,000 are Catholics, 98,300,000 orthodox Greeks, 70,000,000 Lutherans, 21,000,000 episcopalians, 17,000,000 methodists, 11,000,000 baptists, 9,000,000 presbyterians and 4,500,000 congregationalists.

ASIATIC CHOLERA IN THE UNITED STATES.

In July, 1911, vessels arriving from infected ports in Italy brought a number of passengers suffering from Asiatic cholera to America. Most of them were immigrants or seamen, who had contracted the disease in the course of the voyage across the Atlantic. Strict precautions were taken at the quarantine stations in New York, Boston, Philadelphia and other Atlantic seaports and most of the cases were confined to the quarantine hospitals. The disease in a few instances broke through the quarantine and several deaths occurred outside the detention hospitals. One of the earliest was that of Tomaso Bracchi, an Italian youth, who died in Auburn, N. Y., June 20. Manuel Bermudez, a sailor from a tramp steamer, was removed from Bettevue hospital, New York, July 22, suffering from cholera and there was much fear that the disease would spread throughout the city. Patrick Cushing died in a hospital on Staten Island, N. Y., July 15. The greatest number of deaths occurred on Swinburne island, New York, to which suspected cases from the Moltke, Perugia, Oceania and other steamers arriving from Italian ports were taken. Up to July 19 seven of the patients had succumbed out of the score or more treated. July 23, Mrs. T. Mastrodocono, who had taken as lodgers two Italian sailors, died from cholera at the detention hospital on Gallup's island at Boston. The precautions taken by the authorities at the various ports proved effective and the disease was prevented from obtaining a foothold on the American side of the Atlantic.

CHOLERA IN ITALY.

While European Russia was practically exempt from cholera in 1911 the disease continued its ravages in Italy. The situation seemed to be worst in Palermo and Naples, where many cases and deaths were reported in June and July. The disease also claimed a considerable number of victims in Leghorn, Spezia, Brescia and Pisa. Between June 7 and Aug. 26, 800 cases were reported in Leghorn alone, the majority of the cases proving fatal. Between Aug. 20 and Aug. 26 there were 1,635 cases reported throughout Italy and 533 deaths.

PLAGUE IN INDIA.

In the half year ended June 30, 1911, deaths from the plague in India reached the enormous total of 650,690. The disease has become such a fixture in many of the provinces that but little is said of it and it is only heard of occasionally through official reports. The efforts of the British authorities to stamp out the epidemic have failed to produce any marked result for the better.

STOCK AND BOND COMMISSION.

Appointed Sept. 3, 1910.

Dr. Arthur T. Hadley, Yale university, New Haven, Conn., chairman.
 Frederick N. Judson, St. Louis, Mo.
 Frederick Strauss, New York, N. Y.
 Walter L. Fisher, Chicago, Ill.
 Prof. H. B. Meyer, Madison, Wis.

The commission was created by section 16 of the act passed in 1910 amending the interstate commerce law. It was authorized to investigate questions pertaining to the issuance of stocks and bonds by railroad corporations, subject to the provisions of the act to regulate commerce.

LABOR ORGANIZATIONS.

AMERICAN FEDERATION OF LABOR.

Headquarters, Washington, D. C.

President—Samuel Gompers.

Secretary—Frank Morrison.

Treasurer—John B. Lennon, Bloomington, Ill.

National and International unions, 116.

Departments, 4.

State branches, 39.

City centrals, 628.

Trade and federal labor unions, 671.

Total number of unions, 1,458.

First convention held Nov. 15-18, 1881.

AFFILIATED NATIONAL AND INTERNATIONAL ORGANIZATIONS, NAMES AND ADDRESSES OF SECRETARIES.

Asbestos Workers of America, National Association of Heat, Frost and General Insulators—Thomas J. McNamara, 1801A Elliot avenue, St. Louis, Mo.

Bakery and Confectionery Workers' International Union of America—Otto E. Fischer, 221 Chicago avenue, Chicago, Ill.

Barbers' International Union, Journeymen—Jacob Fischer, 222 East Michigan street, Indianapolis.

Bill Posters and Billers of America, National Alliance—William McCarthy, room 635, Knickerbocker theater building, New York, N. Y.

Blacksmiths, International Brotherhood of—William F. Kramer, suite 570-585 Monon building, Chicago.

Boiler Makers and Iron Ship Builders of America, Brotherhood of—W. J. Gilthorpe, Law building, Kansas City, Kas.

Bookbinders, International Brotherhood of—James W. Dougherty, 222 East Michigan street, Indianapolis, Ind.

Boot and Shoe Workers' Union—C. L. Baine, 246 Summer street, Foston, Mass.

Brewery Workmen, International Union of the United—Louis Kemper, Vine and Calhoun streets, Cincinnati, O.

Brick, Tile and Terra Cotta Workers' Alliance, International—William Van Bodegraven, 409, 160 North 5th avenue, Chicago, Ill.

Bridge and Structural Iron Workers, International Association of—J. J. McNamara, American Central Life building, Indianapolis, Ind.

Broom and Whisk Makers' Union, International—C. T. Dolan, 3959 Lincoln avenue, Chicago, Ill.

Brushmakers' International Union—George J. Vitzthum, 2052 Gates avenue, Brooklyn, N. Y.

Carpenters and Joiners of America, United Brotherhood of—Frank Duffy, Carpenters' building, Indianapolis, Ind.

Carpenters and Joiners, Amalgamated Society of—Thomas Atkinson, 76 Bible house, New York, N. Y.

Carriage and Wagon Workers, International—William P. Mayell, 19 Chapin block, Buffalo, N. Y.

Carvers' Association of North America, International Wood—Thomas J. Lodge, 10 Carlisle street, Roxbury, Mass.

Car Workers, International Association of—G. W. Gibson, 1205-06 Star building, 538 South Dearborn street, Chicago, Ill.

Cement Workers, American Brotherhood of—Henry Ullner, 214 Mechanics' Bank building, San Francisco, Cal.

Chainmakers' National Union of the United States of America—C. E. Stanton, box 13, Maxwell, Ind.

Cigarmakers' International Union of America—George W. Perkins, 820 Monon block, 436 South Dearborn street, Chicago, Ill.

Clerks' International Protective Association, Retail—H. J. Conway, lock drawer 248, Lafayette, Ind.

Cloth Hat and Cap Makers of North America, United—Max Zuckerman, 62 East 4th street, New York, N. Y.

Commercial Telegraphers' Union of America, The—Wesley Russell, 922-930 Monon building, Chicago.

Compressed Air and Foundation Workers' Union of the United States and Canada—James McQueer, 174 East 107th street, New York, N. Y.

Coopers' International Union of North America—William R. Deal, Board of Trade building, Kansas City, Kas.

Curtain Operatives of America, Amalgamated Lace—George J. Raiser, 3021 North 5th street, Philadelphia, Pa.

Cutting Die and Cutter Makers, International Union of—Harry Raiser, 616 6th avenue, New York, N. Y.

Electrical Workers of America, International Brotherhood of—Peter W. Collins, Pierick building, Springfield, Ill.

Elevator Constructors, International Union of—William Young, 1952 North 19th street, Philadelphia, Pa.

Engineers, International Union of Steam—James G. Hannahan, 6303 Harvard avenue, Chicago, Ill.

Engravers, International Association of Watch Case—Otto F. Altenburg, box 263, Canton, O.

Firemen, International Brotherhood of Stationary—C. L. Shamp, rooms 2-4, 2502 North 18th street, Omaha, Neb.

Fitters and Helpers of America, International Association of Steam and Hot Water—W. H. Davies, 351 West 63rd street, Chicago, Ill.

Foundry Employes, International Brotherhood of—George Bechtold, 200 South Broadway, St. Louis.

Freight Handlers and Warehousemen' Union of America, Interior—J. J. Flynn, 816-824 West Harrison street, Chicago, Ill.

Garment Workers of America, United—B. A. Largent, 116-117 Bible House, New York, N. Y.

Garment Workers' Union, International Ladies—John Alex Dyché, 32 Union square, New York.

Glass Bottle Blowers' Association of the United States and Canada—William Launer, 930-931 Witherspoon building, Juniper and Walnut streets, Philadelphia, Pa.

Glass Workers' International Association, Amalgamated—William Figolah, 418 North Clark street, Chicago, Ill.

Glove Workers' Union of America, International—Agnes Nestor, 506 Bush Temple of Music, Chicago, Ill.

Granite Cutters' International Association of America—James Duncan, Hancock building, Quincy, Mass.

Grinders and Finishers' National Union, Pocket Knife Blade—F. A. Didsbury, 508 Brooks street, Bridgeport, Conn.

Grinders' National Union, Table Knife—John F. Gleason, 36 Chestnut street, Bristol, Conn.

Hatters of North America, United—Martin Lawlor, 111 Waverly place, New York, N. Y.

Head Carriers and Building Laborers' Union of America, International—A. Persion, box 597, Albany, N. Y.

Horsehoers of United States and Canada, International Union of Journeymen—Hubert S. Marshall, room 605, Second National bank building, Cincinnati, O.

Hotel and Restaurant Employes' International Alliance and Bartenders' International League of America—Jere L. Sullivan, Commercial Tribune building, Cincinnati, O.

Iron, Steel and Tin Workers, Amalgamated Association of—John Williams, house building, Smithfield and Water streets, Pittsburgh, Pa.

Jewelry Workers' Union of America, International—Adam L. Schmitt, 33 Lecest street, Buffalo, N. Y.

Lathers, International Union of Wood, Wire and Metal—Ralph V. Brant, 401 Superior building, Cleveland, O.

Laundry Workers' International Union—Charles F. Bailey, 591 2d avenue, Troy, N. Y.

Leather Workers on Horse Goods, United Brotherhood of—J. J. Pfeiffer, 209 210 Postal building, Kansas City, Mo.

Leather Workers' Union of America, Amalgamated—John Roach, 326 Bank street, Newark, N. J.

Lithographers, International Protective and Beneficial Association of the United States and Canada—John Treanor, 419 Pacific street, Brooklyn.

Lithographic Press Feeders of United States and Canada, International Protective Association of—Harry C. Kranz, 43 Center street, New York.

Longshoremen's Association, International—John J. Joyce, 1003-1004 Mutual Life building, Buffalo.

- Machine Printers and Color Mixers of the United States, National Association of—Charles McCrory, 429 42d street, Brooklyn, N. Y.
- Machinists, International Association of—George Preston, 968-14 G street, N. W., McGill building, Washington, D. C.
- Maintenance of Way Employees, International Brotherhood of—S. J. Pegg, 3900 Olive street, St. Louis, Mo.
- Marble Workers, International Association of—Stephen C. Hogan, 715 Eagle avenue, New York.
- Meat Cutters and Butcher Workmen of North America, Amalgamated—Homer D. Call, 801 Cortland avenue, Syracuse, N. Y.
- Metal Polishers, Buffers, Platers and Brass Workers' Union of North America—Charles R. Atherton, Neave building, Cincinnati, O.
- Metal Workers' International Alliance, Amalgamated Sheet—John E. Bray, 325 Nelson building, Kansas City, Mo.
- Mine Workers of America, United—Edwin Perry, State Life building, Indianapolis, Ind.
- Miners, Western Federation of—Ernest Mills, 605 Itafroad building, Denver, Col.
- Molders' Union of North America, Iron—Victor Kleiber, 530 Walnut street, Cincinnati, O.
- Musicians, American Federation of—Owen Miller, 3535 Pine street, St. Louis, Mo.
- Painters, Decorators and Paperhangers of America, Brotherhood of—J. C. Skemp, drawer 99, Lafayette, Ind.
- Paper Makers of America, United Brotherhood of—J. T. Carey, 22 Smith building, Watertown, N. Y.
- Pattern Makers' League of North America—James Wilson, 1008-1009 Second National Bank building, Cincinnati, O.
- Pavers and Rammers, International Union of—Edward I. Hannab, 249 East 57th street, New York, N. Y.
- Paving Cutters' Union of the United States of America and Canada—John Sheret, lock box 116, Albion, N. Y.
- Plasterers' Union of North America, International—Louis A. Schwarz, 228 Apsley street, Philadelphia, Pa.
- Piano and Organ Workers' Union of America, International—Charles Dold,* 1037 Greenwood terrace, Chicago, Ill.
- Plasterers' International Association of the United States and Canada, Operative—T. A. Scully, 442 East 2d street, Middletown, O.
- Plate Printers' Union of North America, International Steel and Copper—T. L. Mahan, 319 S street, N. E., Washington, D. C.
- Plumbers, Gas Fitters, Steam Fitters and Steam Fitters' Helpers of United States and Canada, United Association of—Thomas E. Burke, 411-416 Bush Temple of Music, Chicago, Ill.
- Postoffice Clerks' National Federation—George F. Pfeiffer, 187 Burielgh street, Milwaukee, Wis.
- Potters, National Brotherhood of Operative—Edward Menges, box 6, East Liverpool, O.
- Powder and High Explosive Workers of America, United—Charles L. Thomas, Olyphant, Pa.
- Print Cutters' Association of America, National—Richard H. Scheller, 229 Hancock avenue, Jersey City, N. J.
- Printing Pressmen's Union, International—Charles B. Crowley, Rogersville, Tenn.
- Pulp, Sulphite and Paper Mill Workers of the United States and Canada, International Brotherhood of—John H. Malin, P. O. Drawer K, Fort Edward, N. Y.
- Quarry Workers' International Union of North America—Fred W. Sultor, Scampin building, Barre, Vt.
- Railroad Telegraphers, Order of—L. W. Quick, Star building, St. Louis, Mo.
- Railway Carmen of America, Brotherhood—E. William Weeks, 507 Hall building, Kansas City, Mo.
- Railway Clerks, Brotherhood of—R. E. Fisher, 307-310 Kansas City Life building, Kansas City, Mo.
- Railway Employees of America, Amalgamated Association of Street and Electric—W. D. Mabon,* 601 Hodges block, Detroit, Mich.
- Roofers, Composition, Damp and Waterproof Workers of the United States and Canada, International Brotherhood—D. J. Ganley, 14 North Oxford street, Brooklyn, N. Y.
- Sawsmiths' National Union—F. E. Kingsley, room 64, Baldwin building, Indianapolis, Ind.
- Seamen's Union, International, of America—William H. Frazier, 1½ A Lewis street, Boston, Mass.
- Shingle Weavers' Union of America, International—W. E. Willis, 66 Maynard building, Seattle, Wash.
- Slate and Tile Roofers' Union of America, International—Joseph M. Gavlak, 3643 West 47th street, Cleveland, O.
- Slate Workers, International Union of—Thomas H. Fleming, Fort Argyle, Pa.
- Spunners' International Union—Samuel Ross, box 367, New Bedford, Mass.
- Stage Employes' International Alliance, Theatrical—Lee M. Hart, care of State hotel, State and Harrison streets, Chicago, Ill.
- Steel Plate Transferers' Association of America—Dennis H. Sherman, 1301 Madison street, N. W., Washington, D. C.
- Stereotypers and Electrotypers' Union of America—George W. Williams, 29 Globe building, Boston.
- Stonecutters' Association of North America, Journeymen—James F. McHugh, 520 6th street, N. W., Washington, D. C.
- Stove Monnters' International Union—J. H. Kaefer, 3210 Jefferson avenue east, Detroit, Mich.
- Switchmen's Union of North America—M. R. Welch, 326 Brisbane building, Buffalo, N. Y.
- Tailors' Union of America, Journeymen—E. J. Brails, box 597, Bloomington, Ill.
- Teamsters' International Brotherhood of—Thomas L. Hughes, 222 East Michigan street, Indianapolis, Ind.
- Textile Workers of America, United—Albert Hibbert, box 742, Fall River, Mass.
- Tile Layers and Helpers' Union, International Ceramic, Mosaic and Encaustic—James P. Reynolds, Harmony, Pa.
- The Plate Workers' Protective Association of America, International—John Lalor, 162 14th street, Wheeling, W. Va.
- Tip Printers, International Brotherhood of—T. J. Carolan, 252 Market street, Newark, N. J.
- Tobacco Workers' International Union—E. Lewis Evans, 60-53 American National Bank building, 36th and Main streets, Louisville, Ky.
- Travelers' Goods and Leather Novelty Workers' International Union of America—Murt Malone, 191 Boyd street, Oshkosh, Wis.
- Tunnel and Subway Constructors' International Union—Michael Carraber, 150 East 125th street, New York, N. Y.
- Typographical Union, International, J. W. Hays, Newton Claypool building, Indianapolis, Ind.
- Upholsterers' International Union of North America—James H. Hatch, 159 East 57th street, New York, N. Y.
- Weavers' Amalgamated Association, Elastic Goring—Alfred Houghton, 50 Cherry street, Brockton, Mass.
- Weavers' Protective Association, American Wire—A. A. Brooks, 229 Chestnut street, Holyoke, Mass.
- White Rats Actors Union of America—Harry Mountford, 1553 Broadway, New York, N. Y.
- Woodsmen and Sawmill Workers, International Brotherhood of—A. Livingston,* Lothrop, Mont.
- Wood Workers' International Union of America, Amalgamated—John G. Meier, 3538 North Albany avenue, Chicago, Ill.
- *President.

DEPARTMENTS.

- Building Trades Department, American Federation of Labor—William J. Spencer, rooms 412-14 Ouray building, Washington, D. C.
- Meta Trades Department, American Federation of Labor—A. J. Berres, room 513 Ouray building, Washington, D. C.
- Railroad Employes' Department, American Federation of Labor—A. R. Lowe, 3900 Olive street, St. Louis, Mo.
- Union Label Trades Department, American Federation of Labor—Thomas F. Tracy, 708 Ouray building, Washington, D. C.

SECRETARIES OF STATE BRANCHES.

- Alabama—Lewis Bowen, box 180, Birmingham.
- Arkansas—L. H. Moore, 512 East 8th street, Little Rock.
- California—Paul Scharrenberg, 316 14th street, San Francisco.

Colorado—W. T. Hickey, 430 Charles building, Denver.
 Connecticut—P. H. Connolly, 194 Main street, Danbury.
 Florida—J. C. Privett—Jacksonville.
 Georgia—Robert Fechner, 132 Abercorn street, Savannah.
 Illinois—J. F. Morris, Plerik building, Springfield.
 Indiana—Clarence Gaumer, room 433 Lemcke building, Indianapolis.
 Kansas—George B. Edgell, 315 Delaware street, Leavenworth.
 Kentucky—Max Traut, 218 Louisville Trust building, Louisville.
 Maine—John F. Connelly, box 140, Bangor.
 Maryland—G. M. Henderson, 102 East Lexington street, Baltimore.
 Massachusetts—D. D. Driscoll, box C, station A, Boston.
 Michigan—Homer F. Waterman, 190 West Main street, Jackson.
 Minnesota—W. E. McEwen, the Labor World, Duluth.
 Missouri—John T. Smith, Labor Temple, Kansas City.
 Montana—O. M. Partelow, box 31, Butte.
 Nebraska—W. A. Chrisman, 2509 South 20th avenue, Omaha.
 New Hampshire—J. J. Coyne, 202 Greene street, Manchester.
 New Jersey—Henry F. Hilfers, 68 South Orange avenue, Newark.
 New York—Edward A. Bates, 256 South street, Utica.
 North Carolina—S. Waldrop, 41 Woodfin street, Asheville.
 Ohio—Harry D. Thomas, 717 Superior avenue, N. E., Cleveland, O.
 Oklahoma—J. Luther Langston, 501-3 State National bank building, Oklahoma City (president).
 Oregon—W. Nofke, 353 16th street, Portland.
 Pennsylvania—C. F. Quinn, 23 East Green street, Nanticoke.

Porto Rico—Free Federation of Workmen—Raphael Alonso, box 807, San Juan.
 Rhode Island—L. E. Hersey, 96 Mathewson street, Providence.
 South Carolina—T. S. Kinkade, 1217 Blanding street, Columbia.
 Tennessee—John O'Brien, 113 B street, Chattanooga.
 Texas—John R. Spencer, 1600 Peach street, Waco.
 Utah—H. K. Russell, 337 South 10th street, East Salt Lake City.
 Vermont—Alexander Ironside, 22 Ayers street, Barre.
 Virginia—E. C. Davison, 2132 Pleasant street, Richmond.
 Washington—Charles Perry Taylor, box 185, Tacoma.
 West Virginia—Frank W. Snyder, 1577 Washington street, Charleston.
 Wisconsin—Fred Brockhausen, 553 Orchard street, Milwaukee.
 Wyoming—C. R. McKinstry, box 892, Cheyenne.

OTHER ORGANIZATIONS.

Bricklayers and Stone Masons' International Union—William Dobson, Odd Fellows' building, Indianapolis, Ind.
 Building Trades Council, International—H. W. Steinbiss, 207 DeSoto building, St. Louis, Mo.
 Conductors, Order of Railway—W. J. Maxwell, Cedar Rapids, Iowa.
 Engineers, Brotherhood of Locomotive—Warren S. Stone, * Society for Savings building, Cleveland, O.
 Firemen, Brotherhood of Locomotive—A. W. Hawley, Peoria, Ill.
 Knights of Labor (organized 1878)—J. Frank O'Meara, Bliss building, Washington, D. C.
 Railroad Freight and Baggage Men, International Brotherhood—Robert P. Neil, 44 Broad street, Boston, Mass.
 Trainmen, Brotherhood of Railroad—A. E. King, American Trust building, Cleveland, O.
 *President.

CHICAGO FEDERATION OF LABOR.

President—John J. Fitzpatrick.
 Vice-President—Oscar F. Nelson.
 Secretary—E. N. Nockels, 502, 331 South LaSalle street.
 Financial Secretary—Fred G. Hopp.
 Treasurer—Thomas F. Kennedy.
 Headquarters—331 South LaSalle street.
 Amalgamated Association Street Railway Employees No. 241—C. W. Mills, room 55, 138 North LaSalle street.
 No. 260—Thomas F. Burns, 6259 Halsted street.
 No. 273—William Rock, 8664 Vincennes road.
 No. 308—W. S. McClenathan, 145 North Clark street, room 507.
 Asphalt Pavers and Helpers No. 25—G. R. Graham, 2410 West Madison street.
 Actors' (White Rats)—Abner All, 28 North 5th avenue.
 Baggage and Mail Handlers' Union No. 12,986—John Sullivan, 735 Vincennes road.
 Bakery and Confectioners No. 2—L. Lehman, 538 Wells street.
 No. 62—Gus Lidsell, 1082 North Paulina street.
 Bakers' Union No. 237—Sam Beaber, 1416 Johnson street.
 Barbers (Journymen) No. 548—P. A. Holzer, 331 South LaSalle street, room 403.
 Bartenders No. 401—E. G. Reynolds, 3454 Lincoln avenue.
 No. 456—George J. Schober, 232 North Clark street.
 No. 507—William A. Weber, 3112 North Rockwell street.
 No. 649—Joseph A. Silk, 325 Mozart street.
 Beer Bottlers No. 248—William Vorsatz, 630 West Lake street.
 Bill Posters and Billers—Frank Warren, 331 South LaSalle street, room 503.
 Blindy Women No. 20—331 South LaSalle street, room 508.
 Blacksmiths and Helpers No. 14—R. E. Sweeney, 4400 Princeton avenue.
 No. 80—William Ives, 4523 Fulton street.
 No. 123—P. W. Moeller, 4462 Princeton avenue.

No. 325—M. D. Murphy, 1223 Arthington place.
 No. 326—Edward King, 9321 Burnside avenue.
 Boot and Shoe Workers No. 93—W. F. Eichelberger, 31 South LaSalle street, room 506.
 No. 94—Mollie Guinan, 1437 West Chicago avenue.
 No. 133—John Roach, 331 South LaSalle street, room 506.
 Bookbinders No. 8—Otto F. Wasem, 331 South LaSalle street, room 520.
 Bottlers' Protective Union No. 8434—John Atkinson, 4423 Evans avenue.
 Brewers and Malsters No. 18—Charles Jande, 630 West Lake street.
 No. 121—Frank Z. Lelivelt, 630 West Lake street.
 Brewers' Laborers No. 327—William Goschke, 1922 George street.
 Brewery Teamsters (keg beer) No. 342—George G. Hottinger, 181 West Washington street, room 502.
 Brewery Teamsters (bottle beer) No. 344—Fred W. Hoffman, 181 West Washington street, room 503.
 Brick Makers No. 1—John Phillips, 3438 South Ashland avenue.
 No. 2—Martin F. Bultzer, Lansing, Ill.
 No. 3—Martin Hannauer, 615 Greenwood avenue, Blue Island, Ill.
 No. 4—C. Gibson, 1553 Michigan avenue.
 No. 5—A. C. Kasten, 115 West 138th street, Riverdale, Ill.
 No. 14—Charles B. Kiest, Shermerville, Ill., box 34.
 No. 49—W. Johnston, 2012 Phillips avenue, Rogers Park, Ill.
 No. 186—Carl J. Bunge, Glenview, Ill.
 No. 203—Carl Benner, Chicago Heights, Ill.
 No. 205—H. C. Sodergren, 3535 1/2 Honoré street.
 No. 214—W. M. Longton, Manteno, Ill.
 Broom and Whisk Makers No. 29—Thomas N. W. Norton, 1243 Oregon avenue.
 Brush Makers No. 1—B. N. Parks, 5054 Frink street.
 Butcher Workmen (Casing Workers) No. 158—C. F. Smith, 3071 Broad street.
 Butcher Workmen (Cattie)—No. 87—William Kaltwasser, 4223 Emerald avenue.

- Butcher Workmen (Retail Clerks) No. 414—H. Kavinsky, 1432 West 13th street.
- Caumutt Joint Labor Council—Carl F. Ernst, 30 East 12th street.
- Carpenters and Joiners No. 1—John H. Robinson, 184 West Washington street, room 506.
- No. 10—D. J. Ryan, 4222 Prairie avenue.
- No. 13—P. F. Hayes, 323 South Marshfield avenue.
- No. 21—Joseph Julien, 1631 Hastings street.
- No. 58—Henry Keuth, 1521 Addison street.
- No. 62—W. Shogren, 956 North Waller street.
- No. 70—Wilfred Huden, 2355 33th place.
- No. 141—Phil Howley, 1234 Jefferson avenue.
- No. 131—K. G. Torkelson, 2423 North Lawndale avenue.
- No. 242—Henry Giffy, 5421 Shields avenue.
- No. 272—Sam Dunlap, 14th street, Chicago Heights, Ill.
- No. 416—William M. Miller, 1431 North Lawndale avenue.
- No. 419—William Bruening, 1422 South Avers avenue.
- No. 504—Morris Perlman, 920 Lowell place.
- No. 521—P. G. Beckmann, 6233 Calumet avenue.
- No. 643—Harry Phillips, 36 Winthrop court.
- No. 1307—Otto Horn, 2308 Lunt avenue.
- No. 1693—John Joes, 1932 North Central Park avenue.
- No. 1784—Gus Stange, 2911 Harvard street.
- No. 1786—Alois Hruska, 3015 South Avers avenue.
- No. 1922—Paul J. Berndgen, 6224 Bishop street.
- Carpenters and Joiners (Amalgamated)—James McFadzean, box F, Winnetka, Ill.
- Carriage and Wagon Workers No. 4—William McPherson, 2322 South Ashland avenue.
- Car Workers No. 11—Jacob Grau, 217 West 68th street.
- Caulkers' Union No. 1—P. D. Casey, 7145 Greenwood avenue.
- Cement Finishers No. 2—Elgrin C. Hawkins, 1640 North Harding avenue.
- Cement and Construction Workers No. 4—William Carroll, 251 West Madison street.
- Cement Workers No. 26—E. V. Danielson, 6800 Ridge boulevard.
- No. 29—W. Anderson, 142 14th avenue, Maywood, Ill.
- No. 30—Charles Pantry, 1060 West Polk street.
- Chandler Makers No. 86—Fred Stein, 514 West Harrison street, room 207.
- Chicago Trades Union Label League—Philip Jorneaux, 5634 Laffin street.
- Cigar Makers No. 14—N. F. Lentz, 211 West Madison street.
- No. 15—August Geissler, southeast corner Market and Randolph streets, second floor.
- Cigar Packers No. 227—Nic Medinger, 2931 North Halsted street.
- Clerks (Retail)—William Coyle, 3341 West Adams street.
- Cloak Makers' Union No. 44—A. C. Tensley, 2002 West 13th street.
- Cloak and Skirt Pressers No. 76—M. Silverman, 1100 South Sangamon street.
- Cloth Hat and Cap Makers—Percy Ginsburg, 2134 Kendall street.
- Cooks' Union No. 86—Anthony Moguy, 118 South Clark street, second floor.
- Cooks' Union (Marine)—S. R. Little, 314 North Clark street.
- Coopers' Union No. 1—P. Jorneaux, 5634 Laffin street.
- No. 15—J. Ahera, 3232 Butler street.
- No. 94—Adolph Wiedmann, 1631 West 15th place.
- No. 193 (Tank)—C. W. Hagman, 950 Barry avenue.
- No. 221—Henry Bristol, 3631 South Leavitt street.
- Egg Inspectors—P. F. Donlan, 76 West South Water street.
- Electrical Workers No. 9—A. M. Parrish, 232 North Clark street.
- No. 49—George Fahey, 2127 Van Buren street.
- No. 134—160 North 5th avenue, fifth floor.
- No. 282—William J. O'Leary, 5532 Loomis street.
- No. 376—John F. Nichols, 409 South Halsted street.
- Elevator Conductors and Starters—Louis F. Levinson, 3036 Seminary avenue.
- Elevator Constructors' Union No. 2—Charles Griswold, 136 South Whipple street.
- Embroiderers' Union (United)—J. Fischbacher, 2007 Emerson avenue.
- Federal Labor Union of Burnside No. 10829—William Hyman, 1134 East 81st place.
- Firemen's Association (City)—331 South LaSalle street, room 514.
- Firemen (Marine), Oilers and Watertenders' Association—318 West Kinzie street.
- Firemen (Stationary)—William Fisher, 331 South LaSalle street, room 414.
- Franklin Union No. 4—L. S. Mills, 409 South Halsted street.
- Freight Handlers No. 1—824 West Harrison street.
- No. 2—John Costella, 824 West Harrison street.
- No. 3—George H. Kroger, 824 West Harrison street.
- No. 4—William Fitzpatrick, 114 Indiana street.
- No. 8—Dan Ryan, 4114 West North avenue.
- Freight Handlers and Railway Clerks No. 9—Michael O'Malley, 249 North Campbell avenue.
- No. 74—J. B. Russell.
- No. 100—Frank E. La Point, 2339 Gresham street.
- Gardeners and Florists No. 10615—Louis Heldtman, 3729 North Sacramento avenue.
- Garment Workers No. 21 (Custom Cutters)—George H. Alexander, 125 West Van Buren street, room 202.
- No. 23—Benjamin G. Ruttingh, 3539 Reta street.
- No. 39—M. Auzulno, 631 South Sangamon street.
- No. 61 (Clothing Cutters)—331 South LaSalle street, room 415.
- No. 92—Harry L. Fox, 1900 Hastings street.
- No. 194 (Extn. and B.)—John Luepke, 127 South LaSalle street, room 15.
- No. 235 (S. O. C. M.)—J. R. Larson, 1822 North 43d avenue.
- No. 235 (S. O. C. M.)—E. Johnson, 2616 Orchard street.
- No. 227—John Ganitzko, 231 West 59th place.
- Gas and Electric Fixture Hangers No. 381—174 North LaSalle street, fourth floor.
- Gas Fitters No. 250—Frank Culleney, 1655 South Ridgeway avenue.
- Glass Workers (Amalgamated) No. 4—P. J. Haunschilde, 1419 Mohawk street.
- Glove Workers No. 4—Frank Knietz, 2023 Frankfort street.
- No. 18—Mayme Butler, 1202 Webster avenue.
- Hair Spinners No. 10599—John Hanemann, 3801 Winchester avenue.
- Hat Finishers' Association No. 9—James Loughridge, 2827 West Fullerton avenue.
- Hod Carriers and Building Laborers No. 4—W. B. Johnson, 622 West 47th street.
- Holting (Portable) Engineers—W. M. Hurin, 2832 North Francisco avenue.
- Horse Nail Makers No. 7180—Kitty Murphy, 662 West 20th street.
- Horseshoers No. 4—Thomas Downs, 2930 Emerald avenue.
- Insurance Agents' Union—Max Baum, 2304 North Spaulding avenue.
- Iron Molders No. 233—M. T. Mulchay, 201 South Halsted street.
- No. 239 (Bench)—John Woznieuski, 1627 North Marshfield avenue.
- No. 448 (Coremakers)—Henry Schultz, 201 South Halsted street.
- Iron Workers (Bridge and Structural) No. 1—227 West Washington street.
- Janitors (Flt) No. 12361—F. McWalters, 3419 Jackson boulevard.
- Ladies' Garment Workers No. 71—Morris Seskind, 1649 Washburne avenue.
- Ladies' Cloak and Suit Makers No. 81—Paul Bleschke, 6551 South Claremont avenue.
- Ladies' Straw and Felt Hat Workers' No. 12675—A. Bohmer, 331 South LaSalle street, room 511.
- Leather Workers (on Travelers' Goods and Novelties) No. 12—Edward E. Shilling, 524 South Halsted street.
- Leather Workers No. 17—Sam Polinsky, 422 South Wood street.
- Lithographers' Apprentices and Press Feeders No. 2—Henry A. Schenk, 1851 Winnebago avenue.
- Lithographers' Union No. 4—Edward H. Bock, 2956 North California avenue.
- Machinists—Pilsa No. 34—Louis Cejka, 2420 South Albany avenue.
- Progressive No. 126—W. D. Lonergan, 1107 North Mozart street.

- Prosperity No. 123—F. A. Lempert, 7248 Lexington avenue.
- Unity No. 134—E. Stuermer, 1633 Edgewater terrace.
- Maywood No. 185—W. G. Calcott, 431 South 17th avenue, Maywood, Ill.
- Bellamy No. 208—Harry Parker, 3702 Honore street.
- Liberty No. 220—Louis F. Wolf, 2250 Iowa street.
- Rible No. 253—L. B. Richards, 2931 West Polk street.
- Grand Crossing No. 265—George J. Burger, 7412 Champlain avenue.
- Freiheit No. 337—H. Thielberg, 2332 Palmer avenue.
- LaSalle No. 338—C. Bade, 2981 Wisner avenue.
- Gleichheit No. 366—F. H. Voelker, 254 West 23d place.
- Lake View No. 390—William Holefelder, 1418 Diversey boulevard.
- Tool and Die Makers No. 510—B. H. Rendell, 2140 Powell avenue.
- Brass Workers No. 766—H. Kraus, 1247 West Huron street.
- Mullers' Union No. 2—James P. McNichols, 423 Webster avenue.
- Marble Workers' Union No. 21—Edward A. Hayden, 2554 Wallace street.
- No. 67—G. Leninger, 829 Laffin street.
- Meat, Food and Sanitary Inspectors No. 12912—John W. McLaughlin, 510 Dearborn avenue.
- Metal Polishers No. 6—814 West Harrison street, room 206.
- Musicians' Union No. 10—George H. Riley, 175 West Washington street.
- Needle Workers' Union—Clara Mandelson, 1318 South Albany avenue.
- Newsboys' Protective Union No. 12335—J. P. Call-brane, 912 South Clifton street.
- Office Building Employees No. 12865—Peter Torkelsen, 156 West Washington street, room 12.
- Painters and Decorators No. 54—John Roy, P. O. box 164, Evanston, Ill.
- No. 180—H. A. Sommers, 7556 Brown avenue, Oak Park, Ill.
- No. 194—M. Gilbertson, 1453 North Artesian avenue.
- No. 396—H. E. Polston, 2740 Wentworth avenue.
- Woodfinishers No. 439—William Thiel, 732 West Madison street.
- No. 455—J. Mosskopf.
- No. 521—E. Arnold, 5023 Strong street.
- No. 637—August Olson, 3216 Osgood street.
- Sign and Pictorial Painters No. 530—John Irwin, 7701 Goldsmith avenue.
- Pattern Makers—J. S. Forrest, 673-679 West Madison street, room 203.
- Photo Engravers No. 5—331 South LaSalle street, room 513.
- Piano Workers No. 1—Theodore Schlicht, 1620 North Irving avenue.
- Plumbers' Association—John Bushnell, 181 Washington street.
- Postoffice Clerks No. 1—F. Kerbs, 225 West 50th place.
- Pressmen No. 3—John J. Collins, 319 South LaSalle street, room 332.
- Pressmen (Web) No. 7—J. C. Orr, 4365 Greenwood avenue.
- Printers' Rollers Makers No. 10638—James Burke, 1221 42d court.
- Railway Clerks No. 10—Edmund M. Gerth, 3250 West 63d street.
- Sail and Tent Makers' Union No. 12757—J. Barrau, 3445 North Oakley avenue.
- Seamers' Union—Victor Olander, 570 West Lake street.
- Sewer Cleaners and Repairers—J. J. Touhy, 153 South Desplaines street.
- Sheet Metal Workers No. 73—39 South 5th avenue.
- No. 115—Aug. Flick, 2334 Haddon avenue.
- Sprinkler Fitters No. 281—F. R. Jardine, 3109 Flournoy street.
- South Chicago Trades and Labor Assembly—A. W. Smith, 2913 East 97th street.
- Steam Engineers No. 85—Philip Walsh, 11563 Perry avenue.
- No. 143—James J. Spain, 1817 South Spaulding avenue.
- No. 395—William Gorry, 1628 Austin avenue.
- No. 393—Emil Radtke, 1907 Sheffield avenue.
- No. 400—H. A. Bartalott, 8540 Peoria street.
- No. 401—Charles Grafts, 2139 West 12th street.
- No. 402—Henry C. Freundel, 3041 Clybourn avenue.
- Steamfitters' Protective Association No. 2—331 South LaSalle street, room 202.
- Steam Pipe and Boiler Coverers—George Schreirer, 647 West 48th place.
- Steam Shovel and Dredgemen—T. J. Dolan, 115 West Monroe street.
- Steel Workers No. 10—Elijah Ward, 11320 Wentworth avenue.
- Stereotypers No. 4—C. F. Conklin, 611 South Humphrey avenue, Oak Park, Ill.
- Stenographers and Typists No. 12755—Mabel E. Dobson, 106 North LaSalle street, room 39.
- Stone Planer Men No. 13693—John Benson, 2921 Princeton avenue.
- Subpaving Inspectors—J. Finnegan, 510 North Ridgeway avenue.
- Suspender Workers—Mae Nihil, 649 Sherman place.
- Switchmen's Union No. 36—W. H. Langan, 1067 East 56th street.
- No. 58—W. J. Sweeney, 1141 Richmond street.
- No. 68—F. E. Pratt, 6920 South LaSalle street.
- No. 79—J. H. Landers, 708 West 50th street.
- No. 117—Edward C. Spear, 2518 Augusta street.
- No. 199—J. W. Hemen, 1719 South Morgan street.
- Tailors No. 5—W. S. Nylen, 232 North Clark street.
- Teachers' Federation—127 North Dearborn street.
- Teamsters—Commission No. 703—F. H. Ray, 222 North State street.
- Truck Drivers No. 705—F. H. Cowley, 149 North Market street.
- Packing House No. 710—George Golden, 4291 South Halsted street.
- Laundry No. 712—John Clay, 7323 South Paulina street.
- Stone, Lime and Cement No. 718—331 South LaSalle street, room 206.
- Livery No. 720—John Butler, 81 South Clark street.
- Furniture and Department Store No. 722—A. J. Reed, 20 West Randolph street.
- Soda and Mineral Water No. 723—Jerry Donovan, 232 North Clark street.
- Hack and Cab No. 724—M. A. Curren, 1550 Washburn avenue.
- Auto Livery Chauffeurs No. 727—G. M. Scott, 331 South LaSalle street, room 206.
- Park B. and D. No. 733—George Mitchell, 3147 Wentworth avenue.
- Bakers No. 734—Louis Larson, 331 South LaSalle street, room 203.
- Grease and Tallow No. 735—John Muloney, 3353 South Leavitt street.
- No. 739—Mat Cox, 3538 5th avenue.
- Milk Drivers No. 753—331 South LaSalle street, room 206.
- Tea and Coffee No. 772—F. A. Mendelchlen, 331 South LaSalle street, room 206.
- Telegraphers—Commercial No. 1—Wesley Russell, 449 South Dearborn street, room 930.
- Railroad Division No. 91—W. F. McDonald, 319 South LaSalle street, room 550.
- Theatrical Employes—Lee M. Hart, 363 S. State street.
- Tuck Pointers and Front Cleaners—W. G. Blount, 3812 North Leavitt street.
- Tugmen's Protective Association (Licensed) No. 2—Joe Landon, 547 East North avenue.
- Tug Firemen-Linemen's Protective Association No. 1—Ed McCormack, 5615 Carpenter street.
- Typographical Union No. 9—C. F. Moser, 4233 North Avers avenue.
- No. 16—John C. Harding, 324 South LaSalle street, room 223.
- Upholsterers No. 24—H. B. Seltman, 2619 West Rice street.
- No. 111—Herman Salamon, 1882 Mand avenue.
- Carriage and Automobile No. 131—G. Derr Koontz, 1825 Michigan avenue.
- Wall Paper and Color Mixers No. 8—J. J. Parker, 2442 Belle Elaine avenue.
- Walters' Union No. 336—118 South Clark street, third floor.
- No. 404—William Schultz, 337 South Halsted street.
- Waitresses' Union No. 454—Elizabeth Maloney, 35 South Dearborn street, room 41.

Walters' Progressive League—Fritz Buchmann, 118 South Clark street, third floor.
 Watch Case Engravers—George Beck, 1025 Penn avenue.
 Watch Case Makers No. 12756—Gus Carlson, 1423 North Irving avenue.
 Well Drillers and Levermen's Union—F. Rudolph, 6603 South May street.
 Women's Trade Union Label League—Mrs. F. O'Neill, 2230 North 43d avenue.

Women's Trade Union League—Emma Steghagen, 331 South LaSalle street, room 507.
 Woodworkers No. 7—R. L. Deyman, 2148 West Ohio street.
 No. 17—Fred Hansen, 1510 West Erie street.
 No. 67—Joseph B. Fox, 6732 May street.
 Wood Wire and Lathers No. 74—C. F. Wilson, 2239 Austin avenue.
 Union Leader—112 North LaSalle street.

PROCEEDINGS AGAINST STEEL CORPORATION.

Suit was brought by the federal government in the United States Circuit court at Trenton, N. J., Oct. 26, 1911, to dissolve the United States Steel corporation and all its constituent or subsidiary companies. The following men were made defendants:

J. Pierpont Morgan.
 John D. Rockefeller.
 Andrew Carnegie.
 Charles M. Schwab.
 George W. Perkins.
 E. H. Gary.
 J. D. Rockefeller, Jr.
 Henry C. Frick.
 Charles Steele.

James Gayley.
 William H. Moore.
 J. H. Moore.
 E. C. Converse.
 Percival Roberts, Jr.
 Daniel G. Reid.
 Norman B. Ream.
 P. A. B. Widener.
 William P. Palmer.

The subsidiary companies named in the suit as defendants were:

Carnegie Steel company.
 Carnegie Company of New Jersey.
 Federal Steel company.
 National Steel company.
 American Steel and Wire Company of New Jersey.
 National Tube company.
 Shelby Steel Tube company.
 American Tinplate company.
 American Sheet and Tinplate company.
 American Sheet Steel company.
 American Steel Hoop company.
 American Bridge company.
 Lake Superior Consolidated Iron mines.
 H. C. Frick Coke company.
 Tennessee Coal and Iron and Railroad company.
 Great Western Mining company.
 Louis W. Hill, James J. Hill, Walter J. Hill, E. T. Nichols and J. H. Gruber were named as trustees in connection with ore companies.

The government in its bill asked:

That the corporation and its alleged conspiracy and monopolization be adjudged unlawful.
 That each and all of the defendants, their officers, directors, stockholders or agents be perpetually enjoined from doing any act for carrying out the conspiracy and monopolization complained of.

That the United States Steel corporation of itself as well as each and all of the elements composing it, whether separate or individual, be decreed illegal and that the corporation be dissolved.

That the ore lease of the Great Northern properties in the Mesabie range be declared illegal.

The government's bill went minutely into the history of the United States Steel corporation and made a number of charges, of which the following is a summary:

The acquisition by the corporation of the Tennessee Coal and Iron company during the panic of 1907 was illegal. If President Roosevelt had been fully advised he would have known that a desire to stop the panic was not the sole moving cause, but there was a desire and purpose to acquire control of a dangerous competitor.

Henry C. Frick and E. H. Gary, when they went to the white house in 1907 to get President Roosevelt's approval of the plan to absorb the Tennessee concern, willfully misled the president when they told him that little benefit would accrue to the Steel corporation through the purchase.

The power and control that have been exerted by the Steel corporation, largely through the grasp of tactics thrown out upon consumers, competitors and capital, are incompatible with the healthy commercial life of the nation.

By its acquisition of the company the corporation eliminated a competitor and unlawfully gained a power which is a menace to the welfare of the country, and which should be destroyed.

By its system of interchangeable directorships the corporation is in direct touch with all the railroad and steamship companies of the United States, and with such powerful concerns as the Standard Oil company, the Pullman company, the International Harvester company and the Western Union Telegraph company, as well as with the overwhelming majority in money and power in the banks and trust companies of the country. The possibilities of the power and control that may thus be exerted over trade and commerce are inestimable.

THE PUBLIC DOMAIN.

Unappropriated and unreserved lands in the United States at the close of the fiscal year ended June 30, 1911.

[From the report of the commissioner of the general land office.]

State or territory.	Surveyed.		Total.	State or territory.	Surveyed.		Total.
	Acres.	Acres.			Acres.	Acres.	
Alabama	100,200		100,200	Nebraska	1,336,499		1,336,499
Alaska		*368,011,291	368,011,291	Nevada	28,274,771	26,058,377	54,983,148
Arizona	12,040,428	28,982,455	41,022,883	New Mexico	23,093,519	10,677,848	33,771,367
Arkansas	515,455		515,455	North Dakota	1,300,333		1,300,333
California	18,012,903	5,350,061	23,362,964	Oklahoma		42,918	42,918
Colorado	19,063,624	1,529,476	20,593,100	Oregon	13,277,246	3,905,929	17,255,175
Florida	321,638	155,531	477,169	South Dakota	3,550,773	129,720	3,679,292
Idaho	6,130,332	17,942,705	24,123,037	Utah	11,587,569	23,447,035	35,034,604
Iowa	108,402		108,402	Washington	1,196,231	781,560	1,977,791
Kansas	70,313		70,313	Wisconsin	13,500		13,500
Louisiana	105,130		105,130	Wyoming	30,965,363	2,664,242	33,629,605
Michigan	1,759,027	45,965	1,804,992				
Minnesota	51,960		51,960	Grand total	188,839,136	506,512,123	695,401,259
Mississippi	1,483		1,483	*The unreserved lands in Alaska are mostly un-			
Missouri	15,283,718	16,746,928	32,030,646	surveyed and unappropriated.			
Montana							

AMERICAN-EUROPEAN LOAN TO CHINA.

The papers providing for the loan of \$50,000,000 to China by a group of American and European financiers were signed in Peking April 15, 1911. The money was to be used in furthering currency reforms and other interests of the empire. By an imperial edict issued Oct. 29, 1910, American financiers alone were to make the loan, receiving in return bonds maturing in from forty to forty-five

years and bearing 5 per cent interest. Later it was agreed that three banking groups in England, Germany and France should participate in the loan, which is secured by the provincial revenues. The banking houses concerned are the Morgan, the Hongkong and Shanghai Banking company, the Bank of Indo-China and the German East Asiatic bank.

PATRIOTIC SOCIETIES OF THE UNITED STATES.

GRAND ARMY OF THE REPUBLIC.

First post organized at Decatur, Ill., April 6, 1866.

GENERAL OFFICERS.

Commander-in-Chief—Harvey M. Trimble, Princeton, Ill.

Senior Vice-Commander-in-Chief—Nicholas W. Day, New York, N. Y.

Junior Vice-Commander-in-Chief—William A. Ogdén, Ness City, Kas.

Chaplain-in-Chief—J. Wynne Jones, D. D., Highlandtown, Md.

Surgeon-General—John W. Hanraban, Rutland, Vt.

OFFICIAL STAFF.

Adjutant-General—Charles R. E. Koch, 31 West Lake street, Chicago, Ill.

Quartermaster-General—Cola D. R. Stowits, 877 Ellicott square, Buffalo, N. Y.

Judge-Advocate-General—W. A. Ketcham, Indianapolis, Ind.

Inspector-General—John H. McClay, Lincoln, Neb.

National Patriotic Instructor—John B. Lewis, Boston, Mass.

Assistant Adjutant-General—Jerome A. Watrous, Milwaukee, Wis.

Assistant Quartermaster-General and Custodian of Records—J. Henry Holcomb; Independence hall, Philadelphia, Pa.

Chief of Staff—William P. Wright, Chicago, Ill.

Senior Aid de Camp—John M. Vernon, Chicago, Ill.

Headquarters—Menclral hall, Public Library building, Chicago, Ill.

DEPARTMENT COMMANDERS AND ASSISTANT ADJUTANT-GENERALS 1911.

Alabama—Charles C. Chapin.....Birmingham

Joseph Greenwood.....Birmingham

Arizona—R. H. Greene.....Phoenix

A. J. Sampson.....Phoenix

Arkansas—R. J. Maxson.....Gentry

J. W. Lane.....Siloam Springs

California and Nevada—H. V. Farker.....Fresno

James E. Burns.....Fresno

Colorado and Wyoming—Dexter T. Sapp.....Gunnison

T. J. Foote.....Denver

Connecticut—Richard J. Cutbill.....South Norwalk

Thomas L. Bartholomew.....Bridgeport

Delaware—William Mendenhall.....Wilmington

J. S. Litzenberg.....Wilmington

Florida—Joseph Bumby.....Ocala

W. H. Melrath.....Jacksonville

Georgia and South Carolina—

F. A. Jones.....Tallahassee

W. H. Kimball.....Tallahassee

Idaho—M. W. Wood.....Sunnyside

Alfred Anderson.....Boise

Illinois—Christopher A. Duffy.....Ottawa

J. L. Bennett.....Chicago

Indiana—Dan Waugh.....Tipton

J. R. Essler.....Indianapolis

Iowa—Lot Abraham.....Mount Pleasant

George A. Newman.....Des Moines

Kansas—T. P. Anderson.....Kansas City

J. M. Miller.....Topeka

Kentucky—Charles C. Degman.....Springdale

Le Van Dodge.....Berea

Louisiana and Mississippi—

E. K. Russ.....New Orleans

L. J. Sour.....New Orleans

Maine—Edwin Riley.....Augusta

John F. Lamb.....Livermore Falls

Maryland—John T. Holmes.....Baltimore

R. C. Sunstrum.....Baltimore

Massachusetts—Granville C. Fiske.....Ashland

W. A. Wetherbee.....Boston

Michigan—George W. Stone.....Lansing

Fayette Wyckoff.....Lansing

Minnesota—J. A. Everett.....Fairmont

Orton S. Clark.....St. Paul

Missouri—Benjamin Warner.....Kansas City

Thomas B. Rodgers.....St. Louis

Montana—John J. Robbaugh.....Helena

G. I. Reiche.....Helena

Nebraska—A. M. Trimble.....Syracuse

L. M. Scotchorn.....Lincoln

New Hampshire—William A. Beckford.....Bristol

Frank Battler.....Concord

New Jersey—A. S. Applegat.....Trenton

Joseph R. Durell.....Trenton

New Mexico—A. D. Higgins.....East Las Vegas

Hugh J. Ryan.....East Las Vegas

New York—George B. Loud.....New York city

John S. Maxwell.....Amsterdam

North Dakota—James H. Mathews.....Larimore

W. P. Wilson.....Larimore

Ohio—J. R. Johnston.....Youngstown

W. S. Matthews.....Columbus

Oklahoma—Wilberforce Jones.....Chandler

A. A. Beaster.....Chandler

Oregon—Newton Clark.....Hood River

C. A. Williams.....Portland

Pennsylvania—N. P. Kinsley.....Franklin

Charles A. Suidam.....Philadelphia

Potomac—George C. Ross.....Washington

O. H. Oldroyd.....Washington

Rhode Island—Ezra Dixon.....Bristol

Philip S. Chase.....Providence

South Dakota—Thomas H. Brown.....Sioux Falls

C. A. B. Fox.....Sioux Falls

Tennessee—Charles H. Flournoy.....Knoxville

Silas Flournoy.....Knoxville

Texas—W. O. Kietsinger.....Denison

J. S. Dunlap.....Dallas

Utah—A. B. Lawrence.....Salt Lake City

R. G. Slater.....Salt Lake City

Vermont—Chester M. Ferrin.....Essex Junction

Carlos D. Williams.....Burlington

Virginia and North Carolina—

Charles H. Haber.....Nat'l Soldiers' Home, Virginia

F. Work.....National Soldiers' Home, Virginia

Washington and Alaska—F. H. Hurd.....Seattle

Addison W. Hastie.....Seattle

West Virginia—Thomas V. Salisbury.....Wheeling

T. C. Reed.....Wheeling

Wisconsin—Hiram J. Smith.....Racine

Frank H. Lybran.....Kenosha

NATIONAL ENCAMPMENTS AND COMMANDERS-IN-CHIEF.

1866—Indianapolis; S. A. Hurlbut, Illinois.

1868—Philadelphia; John A. Logan, Illinois.

1869—Cincinnati; John A. Logan, Illinois.

1870—Washington; John A. Logan, Illinois.

1871—Boston; A. E. Burnside, Rhode Island.

1872—Cleveland; A. E. Burnside, Rhode Island.

1873—New Haven; C. Devens, Jr., Massachusetts.

1874—Harrisburg; C. Devens, Jr., Massachusetts.

1875—Chicago; J. F. Hartranft, Pennsylvania.

1876—Philadelphia; J. F. Hartranft, Pennsylvania.

1877—Providence; J. C. Robinson, New York.

1878—Philadelphia; J. C. Robinson, New York.

1879—Albany; William Earnshaw, Ohio.

1880—Dayton, O.; Louis Wagner, Pennsylvania.

1881—Indianapolis; G. S. Merrill, Massachusetts.

1882—Baltimore; P. Vandervoort, Nebraska.

1883—Denver; R. B. Beath, Pennsylvania.

1884—Minneapolis; John S. Kountz, Ohio.

1885—Portland, Me.; S. S. Burdette, Washington.

1886—San Francisco; L. Fairbaird, Wisconsin.

1887—St. Louis; John P. Rea, Minnesota.

1888—Columbus, O.; Wm. Warner, Missouri.

1889—Milwaukee; Russell A. Alger, Michigan.

1890—Boston; W. G. Veazy, Vermont.

1891—Detroit; John Palmer, New York.

1892—Washington; A. G. Weissert, Wisconsin.

1893—Indianapolis; J. G. B. Adams, Massachusetts.

1894—Pittsburg; T. G. Lawler, Illinois.

1895—Louisville; L. N. Walker, Indiana.

1896—St. Paul; T. S. Clarkson, Nebraska.

1897—Buffalo; J. P. S. Gobin, Pennsylvania.

1898—Cincinnati; James A. Sexton, Illinois.

1899—Philadelphia; Albert D. Shaw, New York.

1900—Chicago; Leo Rasseur, Missouri.

1901—Cleveland; Eli Torrance, Minnesota.

1902—Washington; T. J. Stewart, Pennsylvania.

1903—San Francisco; J. C. Black, Illinois.

1904—Boston; W. W. Blackmar, Massachusetts.

1905—Denver; James Tanner, Washington, D. C.

1906—Minneapolis; Robert B. Brown, Ohio.

1907—Saratoaga—Chas. G. Burton, Missouri.

1908—Toledo; Henry M. Nevins, New Jersey.

1909—Salt Lake City; S. R. Van Sant, Minnesota.

1910—Atlantic City; J. E. Gilman, Massachusetts.

1911—Rochester, N. Y.; H. M. Trimble, Illinois.

S. Carr, Durham, N. C.; Adj.-Gen. and Chief of Staff, Col. H. A. London, Pittsboro, N. C.

Virginia Div.—Commander, Maj.-Gen. S. Bolling, Petersburg; Adj.-Gen. and Chief of Staff, Col. William M. Evans, Petersburg.

West Virginia Div.—Commander (vacancy); Adj.-Gen. and Chief of Staff, Col. A. C. L. Gatewood, Linwood.

Maryland Div.—Commander, Maj.-Gen. A. C. Trippe, Baltimore, Md.; Adj.-Gen. and Chief of Staff, Col. D. S. Briscoe, Baltimore.

Army of Tennessee Dept.—Commander, Lieut.-Gen. Bennett H. Young, Louisville, Ky.; Adj.-Gen. and Chief of Staff, Brig.-Gen. E. T. Sykes, Columbus, Miss.

Louisiana Div.—Commander, Maj.-Gen. Thomas J. Shaffer, Franklin; Adj.-Gen. and Chief of Staff, Col. L. H. Gardner, New Orleans.

Tennessee Div.—Commander, Maj.-Gen. John H. McDowell, Union City; Adj.-Gen. and Chief of Staff, Col. J. P. Hickman, Nashville.

Florida Div.—Commander, Maj.-Gen. Samuel Pasco, Monticello; Adj.-Gen. and Chief of Staff, Col. F. E. Saxton, Brooksville.

Alabama Div.—Commander, Maj.-Gen. G. P. Harrison, Opelika; Adj.-Gen. and Chief of Staff, Col. H. E. Jones, Montgomery.

Mississippi Div.—Commander, Maj.-Gen. W. A. Montgomery, Edwards; Adj.-Gen. and Chief of Staff, John A. Webb, Jackson.

Georgia Div.—Commander, Maj.-Gen. John H. Martin, Hawkinsville, Ga.; Adj.-Gen. and Chief of Staff, Col. F. H. Bozeman, Hawkinsville, Ga.

Kentucky Div.—Commander, Maj.-Gen. W. B. Haldeman, Louisville; Adj.-Gen. and Chief of Staff, Col. W. A. Milton, Louisville.

Trans-Mississippi Dept.—Commander, Lieut.-Gen. K. M. Van Zandt, Fort Worth, Tex.; Adj.-Gen. and Chief of Staff, Brig.-Gen. W. T. Shaw, Fort Worth, Tex.

Texas Div.—Commander, Maj.-Gen. B. B. Paddock, Fort Worth; Adj.-Gen. and Chief of Staff, Col. H. C. Edmington, Fort Worth.

Missouri Div.—Commander, Maj.-Gen. J. William Towson, Shelby; Adj.-Gen. and Chief of Staff, Col. D. D. Berry, Springfield.

Arkansas Div.—Commander, Maj.-Gen. James F. Smith, Little Rock; Adj.-Gen. and Chief of Staff, Col. James M. Stewart, Little Rock.

Oklahoma Div.—Commander, Maj.-Gen. D. M. Halley, McAlester; Adj.-Gen. and Chief of Staff, Col. R. B. Coleman, McAlester.

Northwest Div.—Commander, Maj.-Gen. George F. Ingram, Helena, Mont.; Adj.-Gen. and Chief of Staff, Col. J. H. Williams, Phillipsburg, Mont.

Pacific Div.—Commander, Maj.-Gen. William C. Harrison, M. D., Los Angeles; Adj.-Gen. and Chief of Staff, Louis Tleman, Tleman, Cal. Membership, about 60,000; camps, 1,765.

The purpose of the society is strictly social, literary, historical and benevolent.

The next annual meeting will be held in the city of Macon, Ga., May 7, 8 and 9, 1912.

WOMAN'S RELIEF CORPS.

Organized in Denver, Col., in July, 1883.

President—Mrs. Cora M. Davis, Union, Ore.
 Treasurer—Mrs. Abbie Lynch, Pittsburgh, Pa.
 Secretary—Mrs. Jennie B. Higgins, Union, Ore.
 Departments (in 1911)—35.
 Membership (in 1911)—1,738.
 National Headquarters—Union, Ore.

LADIES OF THE GRAND ARMY OF THE REPUBLIC.

Organized in Chicago, September, 1886.

NATIONAL OFFICERS.

President—Mrs. Catherine Ross, Denver, Col.
 Senior Vice-President—Mrs. Jennie Trexler, Allentown, Pa.
 Junior Vice-President—Mrs. Rose E. Houghton, Seattle, Wash.
 Treasurer—Catherine DeLacey Roche, 560 Capouse avenue, Scranton, Pa.
 Secretary—Mrs. India Ward, Denver, Col.
 National Headquarters—Denver, Col.
 Membership—About 50,000.

UNION VETERAN LEGION.

National Commander—William P. Griffith, Brooklyn, N. Y.
 Senior Vice-Commander—Joseph McCabe, Beaver Falls, Pa.
 Junior Vice-Commander—John M. Agnew, Wilmington, Del.
 Quartermaster-General—Frank L. Blair, Pittsburgh, Pa.
 Surgeon-General—C. H. Gardner, Philadelphia, Pa.
 Chaplain—Rev. N. H. Holmes, Pittsburgh, Pa.
 Judge-Advocate-General—Levi P. Duff, Pittsburgh, Pa.

ARMY AND NAVY UNION OF THE UNITED STATES OF AMERICA.

Incorporated by special act of congress.

NATIONAL CORPS.

Commander—George R. Downs, Erie, Pa.
 Senior Vice-Commander—Louis K. Passmore.
 Junior Vice-Commander—John P. Caugher.
 Adjutant-General—Thomas H. Avery, 200 Montague, Brooklyn, N. Y.
 Paymaster-General—J. R. McCullough, Newburgh, N. Y.
 Inspector-General—Paul A. Kowalkski, Washington, D. C.
 Judge-Advocate-General—R. McKinley Power, New Rochelle, N. Y.
 National Chaplain—John E. Cox, Cincinnati, O.
 Surgeon-General—J. E. Hendrickson, Military Home, Va.

UNITED SPANISH WAR VETERANS.

Organized April 19, 1904.

NATIONAL OFFICERS.

Commander-in-Chief—Maurice Simmons, New York, N. Y.
 Senior Vice-Commander-in-Chief—Oliver P. Storm, Dallas, Tex.
 Junior Vice-Commander-in-Chief—Robert R. Raap, Chicago, Ill.
 Surgeon-General—C. A. Cockey, Salina, Kas.
 Chaplain-in-Chief—Robert A. Ellwood, Pennsylvania.
 Inspector-General—Robert F. Silvers, Denver, Col.
 Chief of Staff—W. F. Venunza, St. Louis, Mo.
 Adjutant-General—George N. Tausan, Tacoma, Wash.
 Quartermaster-General—E. W. Larkin, New York, N. Y.
 Judge-Advocate-General—O. T. Taylor, Pittsburgh, Pa.
 Provost Marshal—Isaac T. Wysong, Muskogee, Okla.
 National Historian—William D. Tucker, Canton, O.
 Headquarters—1003, 35 Nassau street, New York, N. Y.

DEPARTMENT OF ILLINOIS.

Commander—Ben R. Hall, Streator.
 Senior Vice-Commander—John T. McCormick, Chicago.
 Junior Vice-Commander—Frank S. Dickson, Springfield.
 Adjutant—Martin Sipple, Elgin.
 Quartermaster—Charles P. Gault, Streator.
 Inspector—Fred M. Jahnke, Danville.
 Judge-Advocate—Henry Bierma, Chicago.
 Surgeon—William F. Schaare, M. D., Chicago.
 Chaplain—Jordan Chalus, Chicago.
 Marshal—Leslie J. Snyder, Bloomington.

SOCIETY OF THE CINCINNATI.

Organized by Gen. George Washington and his officers May 10, 1783, at the cantonments of American army on the Hudson river, New York.

GENERAL OFFICERS.

President-General—Winslow Warren, Massachusetts.
 Vice-President-General—James Simons, LL. D., South Carolina.
 Secretary-General—Asa Bird Gardner, LL. D., L. H. D., Union club, New York city.
 Treasurer-General—Charles Isham, Connecticut.
 Assistant Secretary-General—John C. Daves, Baltimore, Md.
 Assistant Treasurer-General—Henry Randall Webb, Maryland.

Only the thirteen original states have state societies. These, with the names of president and secretary of each in geographical order named, are: New Hampshire—William Davis Sawyer, Francis Coffin Martin.

Massachusetts—Winslow Warren, David Greene Haskins.
 Rhode Island—Aea Bird Gardiner, LL. D., L. H. D.; George W. Olney.
 Connecticut—Henry Larcom Abbott, LL. D.; Bryce Metcalf.
 New York—Talbot Olyphant, Francis Burrall Hoffman.
 New Jersey—James W. S. Campbell, Louis Dunham Boggs.
 Pennsylvania—Richard Dale, Grant Weidman.
 Delaware—John Patten Wajes, Edwin Jaquette Sellers.
 Maryland—Oswald Tilghman, Thomas Edward Sears.
 Virginia—William Gordon McCabe, LL. D.; Levin Joyner.
 North Carolina—Wilson Gray Lamb, Marshall DeLancey Haywood.
 South Carolina—James Simons, LL. D.; Henry M. Tucker, Jr.
 Georgia—Walter Glasco Charlton, George Francis Tannille.

The Order of the Cincinnati was organized by American and French officers who served in the war of the revolution, for the purpose of perpetuating the remembrance of that event and keeping up the friendships then formed. Membership goes to the eldest male descendant, if worthy; in case there is no direct male descendant, then to male descendants through intervening female descendants. The present membership is about 890. George Washington was the first president-general until his decease, and Alexander Hamilton the second.

MILITARY ORDER OF FOREIGN WARS OF THE UNITED STATES. Instituted Dec. 27, 1894.

OFFICERS OF THE NATIONAL COMMANDERY.

Commander-in-Chief—Maj. Gen. Alex. S. Webb, U. S. A., Riverdale, N. Y.
 Vice-Commanders-General—Maj.-Gen. Chas. F. Root, N. G., N. Y., 280 Broadway, New York; Brig.-Gen. William H. Davis, U. S. V., Doylestown, Pa.; Morris W. Seymour, Bridgeport, Conn.; Capt. Willis J. Wells, Chicago, Ill.; the Hon. Horace Davis, LL. D., San Francisco, Cal.; John C. Edwards, Boston, Mass.; Col. H. Ashton Ramsay, Baltimore, Md.; Gen. George H. Garretson, Cleveland, O.; Col. Harvey C. Clark, St. Louis, Mo.; Lieut. G. R. Anderson, U. S. V., Rutland, Vt.; Dr. George B. Johnson, Richmond, Va.; Lieut. Charles H. Peckham, U. S. V., Providence, R. I.; Commander John W. Bostick, L. N. R., New Orleans, La.; Brig.-Gen. Edward E. Campbell, U. S. V., Newark, N. J.; Gen. Charles King, U. S. V., Milwaukee, Wis.; Rev. Francis C. Kelley, Lapeer, Mich.; Lieut. B. K. Gaston, Dallas, Tex.; Gen. Irving Hale, Denver, Col.; Brig.-Gen. William J. McKee, U. S. V., Indianapolis, Ind.
 Secretary-General—James H. Morgan, Bogota, N. J.
 Deputy Secretary-General—Maj. David Banks, Jr., New York, N. Y.
 Treasurer-General—Col. Oliver C. Bosbyshell, 4048 Chestnut street, Philadelphia, Pa.
 Registrar-General—Rev. Henry N. Wayne, Tuckahoe, N. Y.
 Judge-Advocate-General—Col. Henry A. Axline, U. S. V., Columbus, O.
 Deputy Treasurer-General—Commander George W. Simpson, U. S. N., Washington, D. C.
 Chaplain-General—Capt. Henry A. F. Hoyt, Cynwyd, Pa.
 Historian-General—Capt. Edw. H. Smith, U. S. V., Oshkosh, Wis.
 Recorder-General—Maj. Moses R. Doyen, U. S. V., Kokomo, Ind.
 Commanderies have been established in twenty-one states. Total membership about 1,400.

The order is a military organization with patriotic objects, having for its scope the period of American history since national independence. It stands for the needed and honorable principle of national defense against foreign aggression. The principal feature of the order is the perpetuating of the names, as well as the services, of commissioned officers who served in either the war of the revolution, the war with Tripoli, the war of

1812, the Mexican war or the war with Spain and all future campaigns, recognized by the United States government as war with foreign powers. Veteran companionship is conferred upon such officers and hereditary companionship upon their direct lineal descendants in the male line.

SOCIETY OF COLONIAL WARS. Instituted in 1892.

OFFICERS OF THE GENERAL SOCIETY.

Acting Governor-General—Howland Peil, New York.
 Secretary-General—Clarence Storm, 45 William street, New York.
 Deputy Secretary-General—Henry G. Sanford, 45 William street, New York, N. Y.
 Treasurer-General—William Macpherson Hornor, Philadelphia, Pa.
 Deputy Treasurer-General—Francis Howard Williams, Philadelphia, Pa.
 Registrar-General—George Norbury Mackenzie, Baltimore, Md.
 Historian-General—T. J. Oakley Rhinelander, New York, N. Y.
 Chaplain-General—Rt.-Rev. Daniel S. Tuttle, D. D., LL. D., St. Louis, Mo.
 Surgeon-General—Justin E. Emerson, Detroit, Mich.
 Chancellor-General—Hon. Henry Stockbridge, Baltimore, Md.

SECRETARIES OF STATE SOCIETIES.

California—Harrison B. Alexander, Los Angeles.
 Colorado—John Wright Barrows, Denver.
 Connecticut—L. A. Barbour, Hartford.
 Delaware—Christopher L. Ward, Wilmington.
 Dist. of Columbia—Joseph B. Johnson, Washington.
 Georgia—Charles H. Banks, Savannah.
 Illinois—William R. Tucker, 135 Adams street, Chicago.
 Indiana—Rev. C. S. Sargent, Indianapolis.
 Iowa—Benjamin F. Swisher, Waterloo, Iowa.
 Kentucky—George T. Wood, Louisville.
 Maine—Philip I. Jones, Portland.
 Maryland—Murray P. Brush, Baltimore, Md.
 Massachusetts—E. W. McGlenen, Boston.
 Michigan—William C. Harris, Detroit, Mich.
 Minnesota—Herbert M. Temple, St. Paul, Minn.
 Missouri—Hobart Brinsmade, St. Louis.
 Nebraska—(vacancy).
 New Hampshire—George B. Leighton, Monadnock, N. H.
 New Jersey—J. L. Merrill, East Orange.
 New York—Frederick Dwight, New York, N. Y.
 Ohio—J. W. Sparrow, Cincinnati.
 Pennsylvania—E. S. Sayres, Philadelphia.
 Rhode Island—Charles E. Cannon, Providence, R. I.
 Vermont—Byron N. Clark, Burlington.
 Virginia—Thomas Bolling, Jr., Richmond.
 Washington—H. B. Ferris, Spokane.
 Wisconsin—Oliver T. Dwight, Milwaukee.

SOCIETY OF THE WAR OF 1812.

Organized Sept. 14, 1814.
 GENERAL OFFICERS 1910-12.

President-General—John Cadwalader (of Pennsylvania society).
 Vice-Presidents-General—Reynold W. Wilcox, M. D., LL. D.; James D. Iglehart, M. D.; George Francis Price; Walter St. George Harris; Hon. Charles Page Bryan (Illinois); Marcus Benjamin, Ph. D.; Frank W. Thomas; Oscar H. Condit.
 Secretary-General—Calvin Lord.
 Acting Secretary-General—J. E. Burnett Buckingham, Pennsylvania hospital, Philadelphia, Pa.
 Assistant Secretary-General—John Mason Dulany, 231 North Calvert street, Baltimore, Md.
 Treasurer-General—George H. Richards, M. D., 424 Main street, Orange, N. J.
 Assistant Treasurer-General—James M. Henry, Washington, D. C.
 Registrar-General—Henry Harmon Noble, Essex, N. Y.
 Surgeon-General—George H. Burgin, M. D.
 Judge-advocate-General—Gen. A. Leo Knott.
 Chaplain-General—Henry Branch, D. D., Maryland.
 ILLINOIS SOCIETY.
 President—John Williamson Lowe, Chicago.
 Secretary—James Edgar Brown, 155 North Clark street, Chicago.
 Treasurer—Charles Cromwell, Chicago.

Chaplain—William Henry Babcock, Chicago.
Historian—Dr. Charles David Camp, Chicago.

State societies have been formed in Pennsylvania, Maryland, Massachusetts, Connecticut, Illinois, District of Columbia, New York and New Jersey. Membership is made up of male persons above the age of 21 years who participated in or are lineal descendants of one who served during the war of 1812 in the army, navy, revenue-marine or privateer service of the United States, upon offering proof thereof satisfactory to the state society to which they may make application for membership, and who are of good moral character and reputation.

NATIONAL SOCIETY OF THE SONS OF THE AMERICAN REVOLUTION.

Organized April 30, 1889, and incorporated by act of congress June 9, 1906.

President-General—Dr. Moses Greely, Lowell, Mass.
Vice-Presidents-General—Joseph G. Butler, Jr., Yonkers, N. Y.; Gen. Irving Hale, Denver, Col.; R. C. Ballard Thruston, Louisville, Ky.; George O. Dix, Terre Haute, Ind.; Commander John H. Moore, U. S. N., Washington, D. C.

Secretary-General and Registrar-General—A. Howard Clark, Smithsonian Institution, Washington, D. C.

Treasurer-General—John H. Burroughs, 15 William street, New York, N. Y.

Historian-General—David L. Pierson, East Orange, N. J.

Chaplain-General—Rev. John Timothy Stone, D. D., Chicago, Ill.

Membership (1911)—13,000.

NATIONAL SOCIETY OF THE DAUGHTERS OF THE AMERICAN REVOLUTION.

Headquarters—Memorial Continental hall, 17th and D streets, N. W., Washington, D. C.

President-General—Mrs. Matthew T. Scott, Bloomington, Ill.

Vice-President-General in Charge of Organization of Chapters—Mrs. Henry L. Mann, Washington, D. C.

Vice-Presidents-General—Terms expire in 1912: Mrs. John T. Sterling, Connecticut; Mrs. La Verne W. Noyes, Illinois; Miss Ellen McCorm, New Jersey; Mrs. Egbert R. Jones, Mississippi; Mrs. Virginia R. Shackelford, Virginia; Mrs. Emily P. S. Moor, Vermont; Mrs. Andrew K. Gault, Nebraska; Mrs. Edward Randall, Texas; Mrs. W. E. Stanley, Kansas; Miss Anna C. Benning, Georgia. Terms expire in 1913: Miss Sophie Waples, Delaware; Mrs. Clayton E. Tressold, Ohio; Mrs. Allen Putnam Perley, Pennsylvania; Mrs. James P. Brayton, Michigan; Mrs. Benjamin F. Gray, Jr., Missouri; Mrs. James M. Fowler, Indiana; Mrs. Edwin C. Gregory, North Carolina; Mrs. Charles B. Bryan, Tennessee; Mrs. R. H. Edmonson, West Virginia; Mrs. Harriet I. Lake, Iowa.

Chaplain-General—Mrs. Elizabeth F. Pierce, Washington, D. C.

Recording Secretary-General—Mrs. Howard L. Hodgkins, Washington, D. C.

Registrar-General—Mrs. Gains M. Brumbaugh, Washington, D. C.

Historian-General—Mrs. Charles W. Bassett, Washington, D. C.

Corresponding Secretary-General—Mrs. William F. Dennis, Washington, D. C.

Treasurer-General—Mrs. Lulu R. Hoover, Washington, D. C.

Assistant Historian-General—Mrs. Henry M. Thompson, Manchester, N. H.

Librarian-General—Miss Amaryllis Gillett, Washington, D. C.

Illinois State Regent—Mrs. George A. Lawrence, Galesburg, Ill.

SONS OF THE REVOLUTION.

Organized 1876.

GENERAL OFFICERS 1911-1914.

General President—Hon. Edmund Wetmore, New York, N. Y.

First General Vice-President—James Montgomery Montgomery, New York, N. Y.

Second General Vice-President—Thomas Wingate Weeks, Boston, Mass.

General Secretary—Prof. William Libbey, Princeton, N. J.

Assistant General Secretary—W. Hall Harris, Jr., Baltimore, Md.

General Treasurer—Richard McCall Cadwalader, Philadelphia, Pa.

Assistant General Treasurer—Henry Cadle, Bethany, Mo.

General Chaplain—Rev. Randolph H. McKim, D. D., Washington, D. C.

General Registrar—Hon. George E. Pomeroy, Toledo, O.

General Historian—Marshall De Lancey Haywood, Raleigh, N. C.

Organizations exist in thirty-two states. Membership, 7,560.

MILITARY ORDER OF THE LOYAL LEGION OF THE UNITED STATES.

Instituted 1865. Membership July 31, 1911, 8,347.

GENERAL OFFICERS.

Commander-in-Chief—Rear-Admiral George W. Melville, U. S. N.

Senior Vice-Commander-in-Chief—Bvt. Lieut.-Gen. Arthur MacArthur, U. S. A.

Junior Vice-Commander-in-Chief—Col. Arnold A. Rand, U. S. V.

Recorder-in-Chief—Bvt. Lieut.-Col. John P. Nicholson, U. S. V.

Registrar-in-Chief—First Lieut. Thomas H. McKee, U. S. V.

Treasurer-in-Chief—Brig.-Gen. Joseph W. Plume, U. S. V.

Chancellor-in-Chief—Bvt. Capt. John O. Foering, U. S. V.

Chaplain-in-Chief—Bvt. Maj. Henry S. Burrage, U. S. V.

Council-in-Chief—Bvt. Col. Cornelius Cadle, Paymaster George De Forest Barton, Capt. Urban A. Woodbury, Acting Assistant Paymaster Henry M. Rogers and Capt. William R. Hodges.

COMMANDERS.

California—Bvt. Brig.-Gen. Edward S. Salomon, commander; Bvt. Col. William C. Alberger, recorder.

Colorado—Maj. A. V. Bohn, commander; Lieut. Austin W. Hogle, recorder.

District of Columbia—Bvt. Maj.-Gen. Cyrus Busse, commander; First Lieut. Thomas H. McKee, recorder.

Illinois—Bvt. Maj. Frank P. Crandon, commander; Capt. Roswell H. Mason, recorder.

Indiana—Maj. G. W. Richards, commander; Lieut. Alexander M. Scott, recorder.

Iowa—Capt. John S. Lothrop, commander; Capt. E. D. Hadley, recorder.

Kansas—Maj. Frank Holsinger, commander; Capt. John T. Taylor, recorder.

Maine—Bvt. Lieut.-Col. Frederick Robie, commander; Henry S. Burrage, recorder.

Maryland—Maj. Eric Bergland, commander; Lieut. Joseph J. Janney, recorder.

Massachusetts—Bvt. Lieut.-Col. William R. Driver, commander; Capt. Charles W. C. Rhodes, recorder.

Michigan—Col. L. M. O'Brien, commander; Gen. F. W. Swift, recorder.

Minnesota—Capt. Timothy Doherty, commander; Lieut. D. L. Kingsbury, recorder.

Missouri—First Lieut. Henry King, commander; Capt. W. R. Hodges, recorder.

Nebraska—Capt. John J. Mrecke, commander; Lieut. Frank B. Bryant, recorder.

New York—Maj. J. Langdon Ward, commander; Paymaster A. N. Blakeman, recorder.

Ohio—Capt. J. Gordon Taylor, commander; Maj. W. R. Thrall, recorder.

Oregon—Col. A. H. Bainbridge, commander; Capt. Gavin E. Cankin, recorder.

Pennsylvania—Bvt. Maj. William H. Lambert, commander; Bvt. Lieut.-Col. John P. Nicholson, recorder.

Vermont—Brig.-Gen. Stephen P. Jocelyn, commander; Bvt. Capt. Henry O. Wheeler, recorder.

Washington—Maj. F. A. Boutelle, commander; Walter B. Beals, recorder.

Wisconsin—Lieut.-Col. J. A. Watrous, commander; Lieut. Amos P. Foster, recorder.

SONS OF VETERANS, U. S. A.

NATIONAL OFFICERS, 1911-1912.

Commander-in-Chief—N. J. McGuire, Indianapolis, Ind.

Senior Vice-Commander-in-Chief—Clarence H. Cram, Augusta, Me.

Junior Vice-Commander-in-Chief—Darwin C. Cary, Rochester, N. Y.

Council-in-Chief—Edwin C. Irelan, Baltimore, Md.; Fred J. Phillips, Chicago, Ill.; A. I. Veselius, Paterson, N. J.

Secretary (holdover)—J. H. Hamner, Reading, Pa. Treasurer (holdover)—J. L. Rake, Reading, Pa.

Chief of Staff—E. M. James, Altoona, Pa. Chaplain—Rev. C. W. Newton, Parsons, Kas.

Counselor—George C. Harvey, Danville, Ind. Patriotic Instructor—R. J. Williams, Columbus, O.

Editor The Banner—William G. Dustin, Dwight, Ill.

DIVISION OF ILLINOIS.

Commander—Henry Cull, Chicago.

Secretary-Treasurer—William G. Dustin, Dwight.

ILLINOIS STATE CAMP No. 100.

Officers, 1911-1912.

Commander—George B. Holmes, Chicago.

Secretary-Treasurer—William G. Dustin, Dwight, Ill.

OBJECT.

To perpetuate the memory and history of the heroic deeds of the soldiers, sailors and marines of the civil war, the proper observance of Memorial

day, to inculcate patriotism and love of country and to secure an emulation among the younger generation of the heroic loyalty of their soldier fathers. Membership is confined to lineal male descendants of honorably discharged union soldiers, sailors or marines in the civil war.

ARMY OF THE PHILIPPINES.

Commander-in-Chief—F. Warner Karing, Kansas City, Mo.

Vice-Commander—W. H. Anderson, Manila, P. I. Junior Vice-Commanders—Charas F. Monahan, Chicago, Ill.; A. S. Grossfield, Manila, P. I.; C. W. Albrecht, St. Paul, Minn.; James C. Rutledge, Detroit, Mich.; Fred H. Carlson, New York, N. Y.

Adjutant-General—Dr. John W. Goggin, 2294 Michigan avenue, Chicago, Ill.

Paymaster-General—George B. Selter, Chicago, Ill. Judge-Advocate General—George M. Weichelt, Chicago, Ill.

Surgeon-General—F. M. Rumbold, St. Louis, Mo. Chaplain—S. J. Smith, Manila, P. I.

NAVY LEAGUE OF THE UNITED STATES.

President—Gen. Horace Porter.

Counsel—Herbert L. Satterlee.

Treasurer—J. P. Morgan, Jr., 23 Wall street, New York, N. Y.

Secretary—Henry H. Ward, Southern building, Washington, D. C.

CENTENARIANS IN THE UNITED STATES.

In 1900 there were 3,536 persons in the United States aged 100 years or more. Of these 1,289 were men and 2,247 women. All but 419 were native born and 2,553 were negroes. In Illinois there were 73 persons more than 100 years of age, of whom 31 were men and 42 women. The deaths of the following centenarians in the United States were reported between Nov. 1, 1910, and Nov. 1, 1911:

Beam, Mrs. Jane, 103, Paterson, N. J., March 4.

Bodzinski, Mrs. Mary, 105, 1843 West 45th street, Chicago, June 1.

Cleary, Patrick, 110, Rockford, Ill., Oct. 16.

Domtowski, Mrs. W., 107, West Hammond, Ill., April 14.

Esper, Mrs. Francis, 108, Florence, Col., Feb. 15.

Frazier, William J., 101, Aurora, Ill., Feb. 12.

Hunsaker, Elijah, 101, Quincy, Ill., July 30.

Kirbus, Paul, 102, near Joliet, Ill., March 1.

Kirk, Mrs. Sophia S., 102, Eureka, Kas., Jan. 24.

Kuschura, Miss Victoria, 106, Duluth, Minn., Jan. 31.

Lenover, Samuel, 109, near Hillery, Ill., Jan. 14.

Lisco, Mrs. Louise, 110, Cherryvale, Kas., Jan. 25.

Long, Mrs. De Anna, 120, 3117 Cottage Grove avenue, Chicago, May 23.

Martin, William, 101, Chippewa Falls, Wis., Feb. 25.

Myers, Mrs. Nancy, 103, Terre Haute, Ind., Oct. 30.

McCarthy, Mary, 112, West Stockbridge, Mass., Sept. 23.

Orsborn, John, 103, Grand Rapids, Mich., Aug. 12.

Smiley, Robert E., 100, New York, N. Y., Oct. 7.

Tobey, Mrs. Susanna, 101, Wareham, Mass., Aug. 8.

Truesdale, Mrs. Clarissa, 103, Grand Rapids, Mich., May 8.

Walsh, Mrs. Mary, 100, Summit, Cook county, Ill., April 22.

Williams, Mrs. Lachia, 103, Lansing, Mich., June 27.

Wilson, Mrs. J. O. C., 101, Macomb, Ill., July 15.

RUSSO-CHINESE CONTROVERSY.

Feb. 16, 1911, Russia notified Great Britain, France and Germany of its intention to make a military demonstration on the Russo-Chinese frontier owing to China's persistent violation of the St. Petersburg treaty of 1881. This treaty was then about to expire and China was not willing to renew it until certain modifications had been made. The provisions of the convention which Russia claimed had been violated were these:

1. Russia's right to impose import and export duties unlimited, except in the fifty verst zone, which is free.

2. That the extraterritorial rights of Russians shall not be infringed; that legal suits involving Russians and Chinese shall be considered by a mixed jurisdiction.

3. That Russians shall enjoy special privileges of trade and duty free commerce in Mongolia and

the extrawall provinces.

4. That Russian consulates can be immediately opened at Kobdo, Knaani and Guchen.

5. Due respect of the local authorities for Russian consuls.

6. Russians to enjoy the right to acquire real estate and erect structures in Mongolia and the extrawall provinces.

It was announced that the first demonstration would be made in the province of Ili (also called Kulja) in the western part of Mongolia. This province had been occupied by the Russians since 1871, but was restored to the Chinese by the treaty of 1881.

After some weeks of negotiations China finally announced that it would comply fully with the Russian demands and carry out the treaty as interpreted in St. Petersburg. The projected demonstration did not take place.

LIVE STOCK IN THE UNITED STATES (1910).

The aggregate value of all live stock, including domestic animals, poultry and bees, as reported to the census bureau in 1910, was in round numbers \$4,895,000,000, as compared with \$3,075,000,000 in 1900. This is an increase of nearly \$1,820,000,000, or 59.2 per cent. The aggregate values of principal classes of domestic animals on farms in 1910 were as follows:

Horses and colts.....\$2,076,000,000
Cattle 1,485,000,000
Mules and colts..... 522,000,000
Swine 838,000,000

Sheep and lambs..... 281,000,000

Poultry 153,000,000

The total number of farms in the United States in 1910 was 6,340,357. Of these 94.9 per cent, or 6,017,142, reported domestic animals. The total number of cattle reported in 1910 was 61,225,791. Of these 20,580,845 were dairy cows. The total number of horses and colts reported was 19,731,060. The total number of mules of all ages was 4,183,572. The total number of swine 58,000,672, and the total number of sheep and lambs was 51,809,068.

Sporting Records.

Corrected to Dec. 1, 1911.

BASEBALL SEASON OF 1911.

NATIONAL LEAGUE.
STANDING OF THE CLUBS.

Clubs.	New York	Chicago	Pittsburgh	Philadelphia	St. Louis	Cincinnati	Brooklyn	Boston	Won	Per cent.
New York	11	16	12	15	14	16	15	99	647	
Chicago	11	10	15	16	14	9	17	92	597	
Pittsburgh	6	12	11	13	12	14	19	85	552	
Philadelphia	10	7	13	8	13	13	16	79	520	
St. Louis	7	6	9	13	8	16	11	73	503	
Cincinnati	8	8	10	10	6	11	17	70	453	
Brooklyn	5	13	8	8	9	11	10	64	427	
Boston	7	5	3	6	7	4	12	44	291	
Lost	54	62	69	73	74	83	86	107	608	

TWENTY LEADING BATSMEN IN 1911.
(Playing in fifty games or more.)

	G.	AB.	R.	H.	TB.	SH.	SB.	Av.
Wagner, Pittsburgh	130	473	87	158	240	12	20	.334
Miller, Boston	146	577	69	192	255	12	32	.333
Meyers, New York	123	391	48	130	169	10	7	.332
Doolin, Philadelphia	74	247	18	81	101	7	6	.328
Clarke, Pittsburgh	101	392	73	127	193	13	10	.324
Fletcher, New York	108	326	73	104	140	7	20	.319
Donlin, N. Y.-Bos.	59	224	36	74	101	4	9	.316
Sweeney, Boston	136	523	92	164	218	11	33	.314
Doyle, New York	141	526	102	163	277	20	38	.310
Daubert, Brooklyn	149	573	89	176	224	26	32	.307
Zimmerman, Chi.	139	535	80	164	247	18	23	.307
Wilson, New York	64	109	17	33	47	5	6	.303
Luderus, Phila.	146	551	69	166	260	14	6	.301
Schulte, Chicago	154	577	105	173	308	31	23	.300
Wilson, Pittsburgh	146	544	72	163	257	14	10	.300
Stark, Brooklyn	55	193	25	57	63	9	6	.295
Snodgrass, N. Y.	151	534	83	157	207	26	51	.294
Evans, St. Louis	150	547	74	161	226	13	13	.294
Bates, Cincinnati	147	518	89	151	204	19	83	.292
Mitchell, Cincinnati	140	529	74	154	226	19	35	.291

CHAMPION BATTERS SINCE 1876.

Batter and club.	Average.
1876—Barnes, Chicago	.408
1877—White, Boston	.385
1878—Dalrymple, Milwaukee	.380
1879—Anson, Chicago	.407
1880—Gore, Chicago	.395
1881—Anson, Chicago	.393
1882—Brothers, Buffalo	.367
1883—Brothers, Buffalo	.371
1884—O'Rourke, Buffalo	.350
1885—Connor, New York	.371
1886—Kelly, Chicago	.388
1887—Maul, Philadelphia	.343
1888—Anson, Chicago	.343
1889—Brothers, Boston	.342
1890—Luby, Chicago	.342
1891—Hamilton, Boston	.333
1892—Brothers, Boston	.336
1893—Stenzel, Pittsburgh	.409
1894—Duffy, Boston	.438
1895—Burkett, Cleveland	.438
1896—Burkett, Cleveland	.419
1897—Keeler, Baltimore	.417
1898—Keeler, Baltimore	.387
1899—Delehanty, Philadelphia	.408
1900—Wagner, Pittsburgh	.384
1901—Burkett, St. Louis	.382
1902—Reaumont, Pittsburgh	.367
1903—Wagner, Pittsburgh	.365
1904—Wagner, Pittsburgh	.359
1905—Seymour, Cincinnati	.377
1906—Wagner, Pittsburgh	.339
1907—Wagner, Pittsburgh	.350
1908—Wagner, Pittsburgh	.354
1909—Wagner, Pittsburgh	.341
1910—Magee, Philadelphia	.331
1911—Wagner, Pittsburgh	.334

CHAMPIONSHIP RECORD.

Club.	Won.	Lost.	Pct.
1876—Chicago	52	14	.788
1877—Boston	31	17	.648
1878—Boston	41	19	.707
1879—Providence	55	23	.705
1880—Chicago	67	17	.798
1881—Chicago	66	28	.667
1882—Chicago	55	29	.656
1883—Boston	63	35	.643
1884—Providence	84	28	.750
1885—Chicago	87	25	.776
1886—Chicago	90	34	.725
1887—Detroit	79	45	.637
1888—New York	84	47	.641
1889—New York	83	43	.659
1890—Brooklyn	86	43	.667
1891—Boston	87	51	.630
1892—Boston	102	48	.680
1893—Boston	86	44	.662
1894—Baltimore	89	39	.695
1895—Baltimore	87	43	.669
1896—Baltimore	90	39	.698
1897—Boston	93	39	.705
1898—Boston	91	47	.659
1899—Brooklyn	101	47	.682
1900—Brooklyn	82	54	.603
1901—Pittsburgh	90	49	.647
1902—Pittsburgh	103	36	.741
1903—Pittsburgh	91	49	.650
1904—New York	106	47	.693
1905—New York	105	48	.686
1906—Chicago	116	36	.763
1907—Chicago	107	45	.704
1908—Chicago	99	55	.643
1909—Pittsburgh	110	42	.725
1910—Chicago	104	50	.675
1911—New York	99	54	.646

AMERICAN LEAGUE.

STANDING OF THE CLUBS.

Clubs.	Philadelphia	Detroit	Cleveland	Chicago	Boston	New York	Washington	St. Louis	Won.	Per cent.
Philadelphia	10	17	11	13	15	15	20	101	669	
Detroit	12	16	14	12	7	14	14	89	578	
Cleveland	5	6	15	11	14	14	15	80	523	
Chicago	9	8	6	11	13	17	77	5099		
Boston	9	10	11	11	12	13	12	78	5098	
New York	6	15	8	9	10	12	16	76	500	
Washington	7	8	9	9	10	10	13	64	416	
St. Louis	2	8	7	5	9	5	9	45	296	
Lost	50	65	73	74	75	76	90	107	610	

TWENTY LEADING BATSMEN IN 1911.

(Playing in fifty games or more.)

	G.	AB.	R.	H.	SH.	SB.	HR.	Av.
Cobb, Detroit	146	591	147	248	11	83	8	.420
Jackson, Cleveland	147	571	126	233	6	41	7	.408
Crawford, Detroit	146	574	109	217	13	37	7	.378
Collins, Philadelphia	132	493	92	180	18	38	8	.365
Lajoie, Cleveland	90	315	36	115	8	13	2	.365
Lapp, Philadelphia	68	168	35	59	5	4	1	.353
Cree, New York	137	520	90	181	9	48	4	.348
Delehanty, Detroit	144	542	83	184	20	15	3	.339
Baker, Philadelphia	148	592	96	198	25	38	9	.334
Schaefer, Wash.	125	440	74	147	18	22	0	.334
Murphy, Philadelphia	141	508	104	167	27	22	6	.329
Speaker, Boston	141	510	88	167	17	25	8	.327
Pasterly, Cleveland	99	287	34	93	10	6	1	.324
McIntyre, Chicago	146	569	102	184	10	17	1	.323
Lord, Chicago	159	561	103	180	31	43	3	.321
McInnis, Phila.	126	468	76	150	20	23	3	.321
Lelivelt, Wash.	72	225	29	72	6	7	0	.320
Coombs, Phila.	152	141	31	45	3	5	2	.319
Milan, Washington	154	616	109	194	8	53	3	.315
Chase, New York	133	527	82	166	22	36	8	.315

CHAMPION BATTERS SINCE 1900.

Batter and club.	
1900—Dungan, Kansas City.....	.337
1901—Lajoie, Philadelphia.....	.422
1902—Deichant, Washington.....	.376
1903—Lajoie, Cleveland.....	.353
1904—Lajoie, Cleveland.....	.381
1905—Lajoie, Cleveland.....	.329
1906—Stone, St. Louis.....	.358
1907—Cobb, Detroit.....	.350
1908—Criss, St. Louis.....	.354
1909—Cobb, Detroit.....	.375
1910—Cobb, Detroit.....	.385
1911—Cobb, Detroit.....	.420

CHAMPIONSHIP RECORD.

Club.	Won.	Lost.	Pct.
1900—Chicago.....	82	53	.607
1901—Chicago.....	83	53	.610
1902—Philadelphia.....	83	53	.610
1903—Boston.....	81	47	.659
1904—Boston.....	95	59	.617
1905—Philadelphia.....	92	56	.622
1906—Chicago.....	93	58	.616
1907—Detroit.....	92	58	.613
1908—Detroit.....	90	63	.588
1909—Detroit.....	98	54	.645
1910—Philadelphia.....	102	48	.680
1911—Philadelphia.....	101	50	.669

WORLD'S CHAMPIONSHIP GAMES.

The New York National and Philadelphia American league baseball teams, champions in their respective associations in 1911, played for the championship of the world with the following result:

IN NEW YORK, OCT. 14.

Philadelphia.	A.B.	R.	B.H.	T.B.	BB.	SH.	S.B.	P.O.	A.	E.
Lord, lf.....	4	0	0	0	0	0	0	2	0	0
Oldring, cf.....	4	0	2	4	0	0	0	1	0	0
Collins, 2b.....	3	0	0	0	1	0	0	0	5	1
Baker, 3b.....	4	1	2	2	0	0	0	0	1	1
Murphy, rf.....	3	0	0	0	0	1	0	1	0	0
Davis, 1b.....	4	0	1	1	0	0	0	8	0	0
Barry, ss.....	3	0	0	0	0	0	0	1	1	0
Thomas, c.....	3	0	0	0	0	0	0	12	2	0
Bender, p.....	3	0	1	1	0	0	0	0	1	0

Totals.....31 1-6 8 1 1 0 24 10 2

New York.

Philadelphia.	A.B.	R.	B.H.	T.B.	BB.	SH.	S.B.	P.O.	A.	E.
Devore, lf.....	3	0	0	1	0	0	0	2	0	0
Doyle, 2b.....	3	0	0	1	1	0	0	1	0	0
Snodgrass, cf.....	2	1	0	0	6	2	0	2	0	0
Murray, rf.....	3	0	0	0	0	1	0	1	0	0
Merkle, 1b.....	4	0	1	1	0	0	0	11	1	0
Herzog, 3b.....	3	0	0	0	1	0	0	2	0	0
Fletcher, ss.....	4	0	0	0	0	0	0	2	3	0
Meyers, c.....	3	1	2	0	0	0	0	7	1	0
Mathewson, p.....	3	0	1	1	0	0	0	6	4	0

Totals.....28 2 5 7 4 1 1 27 11 9

Philadelphia.....0 1 0 0 0 0 0 0 0 0-1

New York.....0 0 0 1 0 0 0 0 1 0-2

Two-base hits—Oldring (2), Meyers, Devore. Struck out—By Bender, 11; by Mathewson, 5. Hit by pitcher—By Bender (Snodgrass). Time—2 hours and 12 minutes. Umpires—Klem at plate; Dineen, left field; Connolly, right field; Brennan, center field. Paid attendance, 38,281; gross receipts, \$77,359.00.

IN PHILADELPHIA, OCT. 16.

New York.	A.B.	R.	B.H.	T.B.	BB.	SH.	S.B.	P.O.	A.	E.
Devore, lf.....	4	0	0	0	0	0	0	5	0	1
Doyle, 2b.....	4	0	0	0	0	0	0	1	2	0
Snodgrass, cf.....	3	0	2	2	0	0	0	1	0	0
Murray, rf.....	4	0	0	0	0	0	0	0	0	1
Merkle, 1b.....	3	0	1	1	0	0	0	7	0	1
Herzog, 3b.....	3	1	1	2	0	0	0	1	1	0
Fletcher, ss.....	3	0	0	0	0	0	0	1	1	0
Meyers, c.....	3	0	1	1	0	0	0	8	1	0
Marquard, p.....	2	0	0	0	0	0	0	0	2	0
Crandall, p.....	1	0	0	0	0	0	0	0	0	0

Totals.....39 1 5 6 0 0 0 0 24 7 3

Philadelphia.....A.B.R.B.H.T.B.BB.SH.SB.P.O.A.E.

Lord, lf.....4 1 1 1 0 0 0 0 2 1 0

Oldring, cf.....3 0 0 0 0 1 0 1 0 0 0

Collins, 2b.....3 1 2 3 0 0 0 0 2 4 0

Baker, 3b.....3 1 1 4 0 0 0 0 1 1 0

Murphy, rf.....3 0 0 0 0 0 0 0 0 0 0

Davis, 1b.....3 0 0 0 0 0 0 0 10 0 0

Barry, ss.....3 0 0 0 0 0 0 0 2 2 0

Thomas, c.....3 0 0 0 0 0 0 0 9 0 0

Philadelphia. A.B.R.B.H.T.B.BB.SH.SB.P.O.A.E.

Plank, p.....3 0 0 0 0 0 0 0 2 0 0

Totals.....25 3 4 8 0 1 0 0 27 10 0

New York.....0 1 0 0 0 0 0 0 0 0-1

Philadelphia.....1 0 0 0 0 2 0 0 *-3

Two-base hits—Herzog, Collins. Home run—Baker. Struck out—By Marquard, 4; by Crandall, 2; by Plank, 8. Hits—Off Marquard 4 in 7 innings. Hit by pitcher—Snodgrass, by Plank. Wild pitch—By Marquard. Time—1 hour and 32 minutes. Umpires—Connolly at plate, Brennan on bases, Klem in left field, Dineen in right field. Paid attendance, 26,286; gross receipts, \$42,962.50.

IN NEW YORK, OCT. 17.

Philadelphia.	A.B.	R.	B.H.	T.B.	BB.	SH.	S.B.	P.O.	A.	E.
Lord, lf.....	5	0	0	0	0	0	0	5	0	0
Oldring, cf.....	5	0	0	0	0	0	0	0	0	0
Collins, 2b.....	5	1	2	2	0	0	1	5	4	2
Baker, 3b.....	5	2	2	5	0	0	0	2	1	0
Murphy, rf.....	5	0	0	0	0	0	0	2	0	0
Davis, 1b.....	5	0	2	2	0	0	0	10	0	0
Barry, ss.....	3	0	2	3	0	0	1	1	4	0
Lapp, c.....	4	0	1	1	0	0	0	8	6	0
Coombs, p.....	4	0	0	0	0	0	0	0	1	0

Totals.....44 8 9 13 0 1 2 33 16 2

New York.

Philadelphia.	A.B.	R.	B.H.	T.B.	BB.	SH.	S.B.	P.O.	A.	E.
Devore, lf.....	4	0	0	0	0	0	0	0	0	0
Doyle, 2b.....	4	0	0	0	0	0	0	5	5	0
Snodgrass, cf.....	3	0	0	0	1	0	0	3	0	0
Murray, rf.....	2	0	0	0	1	0	0	2	1	0
Merkle, 1b.....	3	0	0	0	0	0	0	11	1	0
Herzog, 3b.....	3	1	1	2	1	0	0	4	3	3
Fletcher, ss.....	4	0	0	0	0	0	0	3	4	2
Meyers, c.....	4	1	1	1	0	0	0	4	4	0
Mathewson, p.....	3	0	1	1	0	0	0	1	4	0
Becker*.....	1	0	0	0	0	0	0	0	0	0

Totals.....31 2 3 4 4 1 0 33 22 5

Philadelphia.....0 0 0 0 0 0 0 0 1 0 2-3

New York.....0 1 0 0 0 0 0 0 0 0 1-2

*Batted for Mathewson in eleventh.

Two-base hits—Barry, Herzog. Home run—Baker. Struck out—By Coombs, 7; by Mathewson, 3. Double play—Doyle-Fletcher. Time—2 hours and 17 minutes. Umpires—Brennan at plate, Connolly on bases, Klem in right field, Dineen in left field. Paid attendance, 37,210; gross receipts, \$75,593.00.

IN PHILADELPHIA, OCT. 24.

New York.	A.B.	R.	B.H.	T.B.	BB.	SH.	S.B.	P.O.	A.	E.
Devore, lf.....	4	1	2	2	0	0	0	0	0	0
Doyle, 2b.....	3	1	1	3	1	0	0	6	2	0
Snodgrass, cf.....	3	0	0	0	0	1	0	0	0	0
Murray, rf.....	4	0	0	0	0	0	0	1	0	0
Merkle, 1b.....	4	0	1	2	0	0	0	12	2	0
Herzog, 3b.....	4	0	0	0	0	0	0	1	5	0
Fletcher, ss.....	4	0	2	2	0	0	0	4	3	0
Meyers, c.....	4	0	1	2	0	0	0	7	2	0
Mathewson, p.....	1	0	0	0	1	0	0	1	2	0
Becker*.....	1	0	0	0	0	0	0	0	0	0
Wiltse, p.....	0	0	0	0	0	0	0	0	0	0

Totals.....32 2 7 11 2 1 0 24 15 3

Philadelphia.....A.B.R.B.H.T.B.BB.SH.SB.P.O.A.E.

Lord, lf.....4 0 1 1 0 0 0 0 2 0 0

Oldring, cf.....3 0 0 0 0 1 0 3 0 0

Collins, 2b.....3 1 2 2 0 1 0 2 4 0

Baker, 3b.....3 1 2 4 1 0 0 4 3 1

Murphy, rf.....4 1 2 4 0 0 0 0 0 0

Davis, 1b.....4 1 1 2 0 0 0 0 10 0

Barry, ss.....4 0 3 5 0 0 0 0 1 1 0

Thomas, c.....3 0 0 0 1 0 0 0 5 2 0

Bender, p.....4 0 0 0 0 0 0 0 1 0 0

Totals.....32 4 11 18 1 3 0 27 11 3

New York.....2 0 0 0 0 0 0 0 0 0-2

Philadelphia.....0 0 3 1 0 0 0 0 *-4

*Batted for Mathewson in eighth.

Two-base hits—Murphy (2), Baker (2), Davis, Meyers, Barry (2), Merkle. Three-base hit—Doyle. Struck out—By Bender (Merkle 3, Snodgrass); by Mathewson (Lord, Oldring, Baker, Collins, Murphy); by Wiltse (Davis). Bases on balls—Off Bender, 2; off Mathewson, 1. Double play—Baker-Devore. Hits—Off Mathewson, 10 in 7 innings; off Wiltse, 1 in 1 inning. Time—1 hour and 50 minutes. Umpires—Dineen and Klem, Connolly and Brennan. Paid attendance, 24,355; gross receipts, \$40,957.00.

IN NEW YORK, OCT. 25.

Philadelphia.	A.B.R.	B.H.T.	B.B.	S.H.	S.B.	P.O.A.	E.
Lord, lf.....	5	0	0	0	0	0	2
Oldring, cf.....	5	1	2	5	0	0	0
Collins, 2b.....	3	0	0	0	1	0	1
Faker, 3b.....	4	0	0	0	0	0	1
Murphy, rf.....	4	0	1	1	0	0	0
Davis, lb.....	4	0	0	0	0	0	1
Barry, ss.....	4	0	1	1	0	0	1
Lapp, c.....	4	1	1	1	0	0	1
Coombs, p.....	4	1	2	2	0	0	0
Plank, p.....	0	0	0	0	0	0	0

Totals	37	3	7	10	1	0	2
New York.	A.B.R.	B.H.T.	B.B.	S.H.	S.B.	P.O.A.	E.
Devore, lf.....	5	0	1	1	0	0	0
Doyle, 2b.....	5	1	4	6	0	0	1
Snodgrass, cf.....	4	0	0	0	0	1	0
Murray, rf.....	5	0	0	0	0	0	0
Merkle, lb.....	2	1	0	0	1	0	1
Herzog, 3b.....	4	0	1	1	0	0	1
Fletcher, ss.....	4	1	1	2	0	0	4
Meyers, c.....	3	0	1	1	0	0	5
Marquard, p.....	0	0	0	0	0	0	0
Becker, p.....	1	0	0	0	0	0	0
Ames, p.....	1	0	0	0	0	0	0
Crandall, p.....	1	1	1	2	1	0	0

Totals	55	4	9	13	2	2	2
Philadelphia	0	0	3	0	0	0	0
New York	0	0	0	0	0	1	0

†Batted for Marquard in third.
 *Winning run scored with two out.
 Two-base hits—Doyle (2), Fletcher, Crandall, Home run—Oldring. Struck out—By Marquard (Faker, Davis); by Ames (Murphy, Lapp); by Coombs (Murray, 3; Merkle, Fletcher, Devore, Snodgrass, Meyers, Ames). Bases on balls—Off Marquard, 1; off Coombs, 2. Double plays—Meyers-Doyle, Lapp-Collins. Hits—Off Marquard, 3 in 3 innings; off Ames, 2 in 4 innings; off Crandall, 2 in 3 innings; off Coombs, 3 in 0 innings; off Plank, 1 in 1 inning. Hit by pitcher—By Coombs, Merkle. Passed ball—Meyers. Time—2 hours and 35 minutes. Umpires—Klem and Dineen, Brennan and Connolly. Paid attendance, 33,228; gross receipts, \$69,384.00.

IN PHILADELPHIA, OCT. 26.

New York.	A.B.R.	B.H.T.	B.B.	S.H.	S.B.	P.O.A.	E.
Devore lf.....	4	0	0	0	0	0	5
Doyle, 2b.....	4	1	1	2	0	0	1
Snodgrass, cf.....	4	0	0	0	0	0	1
Murray, rf.....	3	0	0	0	1	0	0
Merkle, lb.....	4	0	0	0	0	0	9
Herzog, 3b.....	4	1	1	1	0	0	0
Fletcher, ss.....	4	0	0	0	0	0	1
Meyers, c.....	3	0	1	0	0	0	6
Wilson, c.....	1	0	0	0	0	0	1
Ames, p.....	1	0	1	1	0	0	0
Crandall, p.....	0	0	0	0	1	0	0
Wiltse, p.....	1	0	0	0	0	0	2
Marquard, p.....	0	0	0	0	0	0	0

Totals	33	2	4	5	2	0 <th>1 </th>	1
Philadelphia	A.B.R.	B.H.T.	B.B.	S.H.	S.B.	P.O.A.	E.
Lord, lf.....	5	1	3	5	0	0	1
Oldring, cf.....	5	1	1	1	0	0	3
Collins, 2b.....	4	1	0	0	0	1	2
Baker, 3b.....	5	2	2	2	0	0	2
Murphy, rf.....	3	3	4	5	0	0	1
Davis, lb.....	4	2	1	1	0	0	9
McInnis, lb.....	0	3	0	0	0	0	1
Barry, ss.....	2	1	2	2	0	0	1
Thomas, c.....	3	1	1	1	0	0	5
Bender, p.....	4	0	0	0	0	0	1

*Batted for Ames in fifth.
 Two-base hits—Doyle, Lord (2), Murphy, Barry. Struck out—By Ames (Oldring, Collins, Barry, Thomas); by Wiltse (Thomas); by Marquard (Bender, Baker); by Bender (Fletcher, Meyers, Wiltse, Herzog, Devore). Bases on balls—Off Ames, 1; off Bender, 2. Hits—Off Ames, 4 in 4 innings; off Wiltse, 7 in 2½ innings; off Marquard, 2 in 1½ innings. Wild pitches—Marquard, Bender. Time—2 hours and 12 minutes. Umpires—Connolly and Brennan, Dineen and Klem. Paid attendance, 20,485; gross receipts, \$36,109.00.

SUMMARY.

Games won, Philadelphia, 4; New York, 2.
 Paid attendance.....179,851
 Gross receipts.....\$342,364.50
 Players' pool (four games).....127,910.61
 Each club owner.....90,108.72
 National commission.....34,336.45
 The Athletics received 60 per cent of the players' pool, or \$76,746.36, which, divided among twenty-one eligibles, made \$3,654.59 apiece. The Giants received 40 per cent of the above players' pool, or \$51,164.24, which, divided among twenty-one eligibles, made \$2,436.39 apiece.

BATTING AND FIELDING AVERAGES IN SERIES.

Philadelphia.	A.B.	R.	H.	Av.	S.H.	S.B.	P.O.	A. E.	Av.
Baker, 3b.....	24	7	9	.375	0	0	10	10	2.909
Barry, ss.....	19	2	7	.368	3	2	9	12	4.840
Murphy, rf.....	23	4	7	.304	1	0	7	0	1.875
Collins, 2b.....	21	4	6	.286	3	2	12	22	3.919
Lapp, c.....	8	1	2	.250	0	0	19	8	0.1000
Coombs, p.....	8	1	2	.250	0	0	2	0	0.1000
Davis, lb.....	24	3	5	.208	0	0	55	2	0.1000
Oldring, cf.....	25	2	5	.200	2	0	8	0	1.859
Lord, lf.....	27	2	5	.185	0	0	14	0	0.1000
Bender, p.....	11	0	1	.091	0	0	1	6	0.000
Thomas, c.....	12	1	1	.083	1	0	31	5	0.1000
Plank, p.....	3	0	0	.000	0	0	2	0	0.000
McInnis, lb.....	0	0	0	.000	0	0	1	0	0.1000

Team totals.	205	27	50	.244	9	4	167	69	11.955
New York.	A.B.	R.	H.	Av.	S.H.	S.B.	P.O.	A. E.	Av.
Ames, p.....	2	0	1	.500	0	0	0	1	1.500
Crandall, p.....	2	1	1	.500	0	0	0	2	0.1000
Doyle, 2b.....	23	3	7	.304	0	2	13	15	1.866
Meyers, c.....	20	2	6	.300	1	0	37	12	0.1000
Mathewson, p.....	7	0	2	.286	0	0	2	10	0.1000
Herzog, 3b.....	21	3	4	.190	0	2	7	14	3.875
Devore, lf.....	24	1	4	.167	0	0	16	0	1.841
Merkle, lb.....	21	3	1	.150	0	0	62	4	.821
Fletcher, ss.....	23	1	3	.130	0	0	11	17	2.82
Snodgrass, cf.....	19	1	2	.105	2	0	9	0	0.1000
Murray, rf.....	21	0	0	.000	2	0	4	1	2.714
Fecker, p.....	3	0	0	.000	0	0	0	0	0.000
Marquard, p.....	2	0	0	.000	0	0	2	0	0.1000
Wilson, c.....	1	0	0	.000	0	0	1	0	0.1000
Wiltse, p.....	1	0	0	.000	0	0	2	0	0.1000

Team totals.	189	13	33	.175	5	4	162	30	16.932
--------------	-----	----	----	------	---	---	-----	----	--------

PREVIOUS WORLD'S SERIES.

- 1903—Games won, Boston Americans, 5; Pittsburgh Nationals, 3. Winning pitchers, Dineen, 3; Young, 2; Philippe, 3.
- 1905—Games won, New York Nationals, 4; Philadelphia Americans, 1. Winning pitchers, Mathewson, 3; McGinnity, 1; Bender, 1.
- 1906—Games won, Chicago Americans, 4; Chicago Nationals, 2. Winning pitchers, Walsh, 2; White, 1; Altrock, 1; Brown, 1; Reulbach, 1.
- 1907—Games won, Chicago Nationals, 4; Detroit Americans, 0; draw, 1. Winning pitchers, Brown, 2; Reulbach, 1; Overall, 1.
- 1908—Games won, Chicago Nationals, 4; Detroit Americans, 0; Winning pitchers, Brown, 2; Overall, 2; Reulbach, 1.
- 1909—Games won, Pittsburgh Nationals, 4; Detroit Americans, 3. Winning pitchers, Adams, 3; Willis, 1; Mullin, 2; Donovan, 1.
- 1910—Games won, Philadelphia Americans, 4; Chicago Nationals, 1. Winning pitchers, Bender, 1; Coombs, 3; Cole, 1.

CHICAGO CHAMPIONSHIP GAMES (1911).

SOUTH SIDE, OCT. 13.

Cubs.	A.B.	R.	B.H.T.	B.B.	S.H.	S.B.	P.O.	A. E.
Evers, 2b.....	4	1	1	2	0	0	3	5
Sheekard, lf.....	3	1	1	1	0	0	2	0
Tinker, ss.....	3	1	1	1	0	0	4	5
Schulte, rf.....	4	0	2	2	0	0	1	0
Doyle, 3b.....	4	0	0	0	0	0	0	0
Saler, lb.....	3	0	0	0	0	0	11	1
Hofman, cf.....	2	0	0	0	1	0	1	0
Archer, c.....	3	0	0	0	0	0	4	1
Brown, p.....	3	0	0	0	0	0	0	2

Totals	29	3	5	6	2	1	0	26
White Sox.	A.B.	R.	B.H.T.	P.R.	S.H.	S.B.	P.O.	A. E.
McConnell, 2b.....	4	0	2	2	0	0	4	3
Lord, 3b.....	4	0	1	1	0	0	0	1
McIntyre, rf.....	4	0	1	1	0	0	0	2
Bodie, cf.....	4	1	1	1	0	0	0	0

White Sox.	A.B.R.	B.H.	T.B.	BB.	SH.	SB.	P.O.	A.	E.
Callahan, lf.....	4	1	1	0	0	0	2	0	0
Tannehill, ss.....	4	0	0	0	0	0	0	7	1
Zelder, lb.....	4	1	2	2	0	0	14	0	0
Sullivan, c.....	1	0	1	1	0	1	0	4	0
Dougherty†.....	1	0	0	0	0	0	0	0	0
Kreitz, c.....	1	0	1	0	0	0	1	0	0
Walsh, p.....	3	1	2	4	0	0	0	0	5

Totals.....34 4 12 14 0 1 0 27 16 1
 *Winning run scored with two out. †Batted for Sullivan in eighth.

Cubs	White Sox
.....0 0 0 1 0 2 0 0 0 30 0 0 0 0 1 3 0 0 4

Two-base hit—Evers. Three-base hit—Walsh. Struck out—By Walsh, Schulte, Hofman, Saier, Doyle; by Brown, Walsh, Bodie (2), Dougherty. Double plays—Saier-Tinker-Saier; Tannehill-McConnell-Zelder; Evers-Tinker. Time, 1 hour and 45 minutes. Umpires—O'Loughlin and O'Day. Paid attendance, 22,102; gross receipts, \$15,032.00.

WEST SIDE, OCT. 14.

White Sox.	A.B.R.	B.H.	T.B.	BB.	SH.	SB.	P.O.	A.	E.
McConnell, 2b.....	6	2	3	5	0	0	6	2	0
Lord, 3b.....	5	2	4	0	1	0	0	0	0
McIntyre, rf.....	5	2	3	5	0	0	1	2	0
Bodie, cf.....	5	0	3	4	0	0	1	0	0
Callahan, lf.....	4	0	1	1	0	1	1	1	0
Tannehill, ss.....	3	1	0	0	2	0	0	3	1
Zelder, lb.....	4	1	2	1	0	0	8	2	0
Sullivan, c.....	5	1	1	1	0	0	6	1	0
Scott, p.....	1	0	1	1	0	0	6	1	0
White, p.....	6	0	0	0	0	0	0	0	0
Benz, p.....	3	0	0	0	0	0	0	0	3
Walsh, p.....	0	0	0	0	1	0	0	0	1

Totals.....39 8 14 19 5 2 1 27 10 3

Cubs.	A.B.R.	B.H.	T.B.	BB.	SH.	SB.	P.O.	A.	E.
Evers, 2b.....	3	1	2	4	1	0	0	4	0
Sheppard, lf.....	5	1	1	1	0	0	3	0	0
Tinker, ss.....	5	1	2	2	0	0	1	5	0
Schulte, rf.....	5	1	3	5	0	0	2	0	0
Doyle, 3b.....	2	0	0	2	0	0	1	1	2
Good*, p.....	1	0	0	0	0	0	0	0	0
Saier, lb.....	4	1	1	1	0	0	10	1	0
Hofman, cf.....	5	1	2	4	0	0	2	1	0
Archer, c.....	4	0	1	2	0	0	4	1	0
Riehie, p.....	0	0	0	0	0	0	0	0	0
Reulbach, p.....	1	0	0	0	1	0	0	0	1
Smith, p.....	1	1	1	0	0	0	6	1	0
Zimmerman†.....	1	0	1	1	0	0	0	0	0
Cheney, p.....	0	0	0	0	0	0	0	0	1

Totals.....37 7 14 21 5 1 0 27 12 3
 *Batted for Smith in eighth. †Batted for Doyle in ninth.

White Sox	Cubs
.....0 3 0 0 1 2 0 2 0 81 0 5 0 0 1 0 0 0 7

Two-base hits—Evers (2), Schulte (2), Zelder, Hofman (2), Archer, McIntyre (2), Bodie, McConnell. Struck out—By White, Doyle; by Benz, Sheppard, Schulte, Saier, Good; by Walsh, Sheppard; by Smith, Tannehill, Sullivan; by Cheney, Zelder. Bases on balls—Off Riehie, 2; off Reulbach, 3; off Cheney, 1; off Scott, 2; off Benz, 3. Double plays—Tinker-Evers-Saier; Hofman-Saier; McConnell (unassisted). Hits—Off Riehie, 5 in 1 inning (none out in second); off Reulbach, 6 in 4¹/₂ innings; off Smith, 2 in 2¹/₂ innings; off Scott, 4 in 2 innings (none out in third); off White, 4 in 1¹/₂ inning; off Benz, 4 in 5 innings; off Walsh, 2 in 1¹/₂ innings. Time—2 hours and 40 minutes. Umpires—O'Day and O'Loughlin. Paid attendance, 17,963; gross receipts, \$13,628.50.

SOUTH SIDE, OCT. 15.

Cubs.	A.B.R.	B.H.	T.B.	BB.	SH.	SB.	P.O.	A.	E.
Evers, 2b.....	4	0	0	0	0	0	1	0	0
Sheppard, lf.....	4	0	0	0	1	0	0	0	0
Tinker, ss.....	4	1	2	3	0	0	2	6	0
Schulte, rf.....	3	1	0	0	1	0	0	7	0
Doyle, 3b.....	3	0	1	1	1	0	4	3	0
Saier, lb.....	2	0	0	0	1	0	8	1	0
Zimmerman, lb.....	1	0	0	0	0	0	1	0	0
Hofman, cf.....	4	0	1	1	0	0	3	1	0
Archer, c.....	4	0	1	1	0	0	4	3	0
Cole, p.....	1	0	0	0	0	0	0	0	0
Graham*.....	1	0	0	0	0	0	0	0	0
McIntyre, p.....	1	0	0	0	0	0	0	1	0
Bransfield†.....	1	0	0	0	0	0	0	0	0

Totals.....32 2 5 6 4 0 1 24 16 0

White Sox.	A.B.R.	B.H.	T.B.	BB.	SH.	SB.	P.O.	A.	E.
McConnell, 2b.....	4	1	3	5	0	0	3	3	3
Lord, 3b.....	3	1	1	1	0	1	0	2	0
McIntyre, rf.....	4	0	0	0	0	0	0	0	0
Bodie, cf.....	3	1	1	1	0	0	2	0	0
Callahan, lf.....	3	0	0	0	0	1	0	1	0
Tannehill, ss.....	4	0	2	4	0	0	2	5	0
Zelder, lb.....	4	0	1	1	0	0	1	10	1
Sullivan, c.....	3	0	2	1	0	0	6	1	0
White, p.....	3	1	2	2	1	0	0	1	3

Totals.....31 4 10 14 3 2 1 27 13 3
 *Batted for Cole in fourth. †Batted for McIntyre in ninth.

Cubs	White Sox
.....0 0 0 1 0 0 0 1 0 20 2 0 0 1 1 0 0 1 4

Two-base hits—Sheppard, McConnell (2), Tannehill (2). Struck out—By Cole, Bodie, Sullivan; by McIntyre, Callahan; by White, Schulte, Saier, Archer, McIntyre, Tinker. Bases on balls—Off White, 4; off McIntyre, 3. Hits—Off Cole, 4 in 3 innings; off McIntyre, 6 in 5 innings. Wild pitch—McIntyre. Passed ball—Archer. Time—2 hours and 10 minutes. Umpires—O'Loughlin and O'Day. Paid attendance, 36,308; gross receipts, \$24,552.50.

WEST SIDE, OCT. 18.

White Sox.	A.B.R.	B.H.	T.B.	BB.	SH.	SB.	P.O.	A.	E.
McConnell, 2b.....	3	1	1	1	0	0	2	3	0
Lord, 3b.....	4	1	1	1	0	0	0	1	0
McIntyre, rf.....	4	1	1	2	1	0	0	1	0
Bodie, cf.....	3	3	0	0	2	0	1	1	0
Callahan, lf.....	5	1	2	2	0	0	1	1	0
Tannehill, ss.....	5	0	2	3	0	0	3	5	1
Zelder, lb.....	4	0	1	2	0	0	6	11	1
Sullivan, c.....	4	0	2	2	0	0	7	0	0
Walsh, p.....	4	0	2	2	0	0	0	1	3

Totals.....36 7 12 15 5 0 1 27 13 1

Cubs	A.B.R.	B.H.	T.B.	BB.	SH.	SB.	P.O.	A.	E.
Evers, 2b.....	3	1	2	2	1	0	1	2	1
Sheppard, lf.....	4	0	0	0	0	0	0	3	0
Tinker, ss.....	4	0	0	0	0	0	3	5	1
Schulte, rf.....	4	0	1	1	0	0	1	3	0
Doyle, 3b.....	3	0	1	1	0	0	2	6	0
Saier, lb.....	3	0	0	0	1	0	7	0	0
Hofman, cf.....	4	0	0	0	0	0	1	2	0
Archer, c.....	4	0	0	0	0	0	3	4	0
Brown, p.....	1	0	0	0	0	0	1	1	0
Good*, p.....	1	1	1	1	0	0	0	0	0
Cheney, p.....	1	0	0	0	0	0	0	1	0
Zimmerman†.....	1	0	0	0	0	0	0	0	0

Totals.....33 2 5 5 3 0 3 27 11 1
 *Batted for Brown in the fifth inning. †Batted for Cheney in the ninth inning.

White Sox	Cubs
.....2 0 2 0 1 0 0 0 72 0 0 0 1 0 0 0 2

Two-base hits—McIntyre, Tannehill, Zelder. Struck out—By Walsh, Tinker, Doyle, Hofman (2), Sheppard, Schulte, Zimmerman; by Brown, Walsh; by Cheney, Walsh, Callahan, Tannehill. Bases on balls—Off Brown, 2; off Cheney, 3; off Walsh, 3. Double play—Tinker-Saier. Hits—Off Brown, 11 in 5 innings; off Cheney, 1 in 4 innings. Hit by pitcher—McConnell, by Brown. Time—2 hours and 10 minutes. Umpires—O'Day and O'Loughlin. Paid attendance, 22,986; gross receipts, \$17,066.50.

BATTING AND FIELDING AVERAGES.

White Sox.	A.B.R.	B.H.	Bat.	SH.	SB.	P.O.	A.E.	Field.
McConnell, 2b.....	17	4	10	.588	0	15	8	.885
Lord, 3b.....	14	3	.214	2	0	3	2	1.000
McIntyre, rf.....	17	3	5	.294	0	4	0	1.000
Bodie, cf.....	15	5	5	.333	0	3	0	1.000
Callahan, lf.....	16	2	4	.250	2	5	0	1.000
Tannehill, ss.....	16	1	4	.250	0	8	18	.929
Zelder, lb.....	16	2	5	.312	0	14	4	1.000
Sullivan, c.....	13	1	4	.308	1	23	2	0.1000
Kreitz, c.....	1	0	1	1.000	0	0	0	0.1000
Dougherty.....	1	0	0	.000	0	0	0	0.1000
Walsh, p.....	7	1	4	.571	0	1	9	0.1000
Scott, p.....	1	0	1	1.000	0	1	0	0.1000
White, p.....	3	1	2	.667	0	1	3	0.1000
Benz, p.....	3	0	0	.000	0	0	3	0.1000

Team totals.....140 23 48 .342 5 3 108 49 5 .969

Cubs.	A.B.R.	B.H.	Bat.	SH.	SB.	P.O.	A.E.	Field.
Evers, 2b.....	14	3	5	.357	1	10	9	0.1000
Sheppard, lf.....	15	3	4	.267	1	9	0	0.1000
Tinker, ss.....	16	2	3	.187	0	9	20	.967
Schulte, rf.....	16	2	6	.375	0	1	7	0.1000
Doyle, 3b.....	12	3	2	.167	0	7	4	.246

Cubs.	A.B.R.	B.H.	Bat.	SH.	S.B.	P.O.	A.E.	Field.
Saler, lb.....	12	1	.683	0	36	5	0	1.000
Hofman, cf.....	15	1	3	200	0	7	2	0
Archer, c.....	15	0	2	.133	0	16	8	1
Brown, p.....	4	0	0	.000	0	0	3	0
Zimmerman, lb.	3	0	1	.333	0	1	0	0
Richie, p.....	0	0	0	0	0	0	0	0
Reulbach, p.....	1	0	0	.000	0	0	2	1
Smith, p.....	2	1	1	1.0	0	0	0	1
Good.....	2	1	1	.500	0	0	0	0
Cheney, p.....	1	0	0	.000	0	0	1	1
Cole, p.....	1	0	0	.000	0	0	0	0
Graham.....	1	0	0	.000	0	0	0	0
McIntire, p.....	1	0	0	.000	0	1	1	0
Kransfield.....	1	0	0	.000	0	0	0	0
Team totals.....	131	14	29	.221	2	3	105	56

SUMMARY.

Games won—White Sox, 4; Cubs, 0.	
Paid attendance.....	99,359
Gross receipts.....	\$70,219.50
Players' pool.....	37,918.53
Each club owner.....	12,639.51
National commission.....	7,021.95

The White Sox won 60 per cent of the players' pool, or \$22,751.11, which, divided among twenty-six eligibles, made \$875 apiece. The Cubs got 40 per cent of the pool, or \$15,167.44, which, divided among twenty-four eligibles, made \$631 apiece.

SERIES OF 1903.

Oct. 1—On west side: Cubs, 11; White Sox, 0.
Oct. 2—On south side: Cubs, 5; White Sox, 1.
Oct. 3—On south side: Cubs, 6; White Sox, 0.
Oct. 4—On west side: White Sox, 10; Cubs, 2.
Oct. 5—On west side: White Sox, 4; Cubs, 3.
Oct. 6—On south side: Cubs, 5; White Sox, 2.
Oct. 8—On south side: White Sox, 9; Cubs, 3.
Oct. 9—On west side: Cubs, 1; White Sox, 0.
Oct. 10—On west side: Cubs, 4; White Sox, 2.
Oct. 11—On south side: White Sox, 2; Cubs, 0.
Oct. 12—On south side: White Sox, 4; Cubs, 2.
Oct. 13—On west side: Cubs, 5; White Sox, 1.
Oct. 14—On south side: White Sox, 2; Cubs, 0.
Oct. 15—On south side: White Sox, 2; Cubs, 0.
Games won—White Sox, 7; Cubs, 7.

SERIES OF 1905.

Oct. 11—On south side: Cubs, 5; White Sox, 4.
Oct. 12—On west side: White Sox, 7; Cubs, 4.
Oct. 13—On south side: Cubs, 3; White Sox, 2.
Oct. 14—On west side: Cubs, 8; White Sox, 5.
Oct. 15—On south side: Cubs, 10; White Sox, 5.
Games won—Cubs, 4; White Sox, 1.

SERIES OF 1906.*

Oct. 9—On west side: White Sox, 2; Cubs, 1.
Oct. 10—On south side: Cubs, 7; White Sox, 1.
Oct. 11—On west side: White Sox, 3; Cubs, 0.
Oct. 12—On south side: Cubs, 1; White Sox, 0.
Oct. 13—On west side: White Sox, 8; Cubs, 6.
Oct. 14—On south side: White Sox, 8; Cubs, 3.
Games won—White Sox, 4; Cubs, 2.

SERIES OF 1909.

Oct. 8—On west side: Cubs, 4; White Sox, 0.
Oct. 9—On south side: Cubs, 5; White Sox, 2.
Oct. 10—On west side: White Sox, 2; Cubs, 1.
Oct. 14—On south side: Cubs, 2; White Sox, 1.
Oct. 15—On west side: Cubs, 1; White Sox, 0.
Games won—Cubs, 4; White Sox, 1.

SERIES OF 1911.

Oct. 13—On south side: White Sox, 4; Cubs, 3.
Oct. 14—On west side: White Sox, 5; Cubs, 7.
Oct. 15—On south side: White Sox, 4; Cubs, 2.
Oct. 18—On west side: White Sox, 7; Cubs, 2.
Games won—White Sox, 4; Cubs, 0.
Total for five series—Cubs, 17; White Sox, 17.
*Also for world's championship.

POST SEASON SERIES (1911).

WORLD'S SERIES.

	Won.	Lost.	Pct.
Philadelphia.....	4	2	.667
New York.....	2	4	.333
OHIO PENNANT.			
Cincinnati (National).....	4	2	.667
Cleveland (American).....	2	4	.333
ST. LOUIS PENNANT.			
St. Louis (Americans).....	4	2	.667
St. Louis (National).....	2	4	.333
CHICAGO PENNANT.			
Chicago (American).....	4	0	1.000
Chicago (National).....	4	0	.000

LONGEST GAMES IN 1911.

American League—July 17: Philadelphia, 8; St. Louis, 6, fourteen innings. July 22: New York, 8; Detroit, 7, fourteen innings. July 23: Chicago, 7; New York, 5; fourteen innings. Aug. 7: Philadelphia, 2; Chicago, 1, fourteen innings. There were five games of thirteen innings each, eight of twelve innings each, fourteen of eleven innings each and thirty-four of ten innings each.

National League—May 13: Philadelphia, 5; Cincinnati, 4, sixteen innings. May 10: Cincinnati, 8; Boston, 7, fifteen innings. June 21: Philadelphia, 4; Brooklyn, 1, fifteen innings. Sept. 21: Cincinnati, 4; Brooklyn, 3, fifteen innings. There was one game of fourteen innings, two of thirteen innings each, seven of twelve innings each, fifteen of eleven innings each and twenty-four of ten innings each.

LONGEST GAMES IN BIG LEAGUES.

AMERICAN LEAGUE.

Twenty-Four Innings.

Sept. 1, 1906—Philadelphia, 4; Boston, 1.
July 4, 1905—Philadelphia, 4; Boston, 2.
Eighteen Innings.
June 25, 1903—Chicago, 6; New York 6 (tie).
July 19, 1909—Detroit, 0; Washington, 0 (tie).
Seventeen Innings.
Aug. 9, 1900—Milwaukee, 3; Chicago, 2.
Sept. 21, 1901—Chicago, 1; Boston, 0.
May 18, 1902—Chicago, 2; St. Louis, 2 (tie).
July 1, 1905—Philadelphia, 4; Boston, 2.
Sept. 30, 1907—Detroit, 9; Philadelphia, 9 (tie).
May 13, 1909—Chicago, 3; Washington, 1 (tie).

NATIONAL LEAGUE.

Twenty Innings.

June 30, 1892—Chicago, 7; Cincinnati, 7 (tie).
Aug. 24, 1891—Chicago, 2; Philadelphia, 1.
Nineteen Innings.
June 22, 1902—Chicago, 3; Pittsburgh, 2.
Eighteen Innings.
Aug. 17, 1882—Providence, 1; Detroit, 0.
Aug. 17, 1902—Brooklyn, 7; St. Louis, 7 (tie).
June 24, 1905—Chicago, 2; St. Louis, 1.
Seventeen Innings.
June 26, 1893—Cincinnati, 5; New York, 5 (tie).
Aug. 11, 1904—St. Louis, 4; Brooklyn, 3.
Sept. 18, 1904—Chicago, 2; Cincinnati, 1.
June 4, 1908—Chicago, 1; Boston, 1 (tie).
Aug. 22, 1908—Pittsburgh, 1; Brooklyn, 0.
Sept. 2, 1908—Philadelphia, 3; Brooklyn, 2.
July 26, 1869—New York, 3; Boston 3 (tie).
IN OTHER LEAGUES.
May 31, 1901—I. I. League: Decatur, 2; Bloomington, 1, twenty-six innings.
Sept. 10, 1911—Pacific Coast league: Portland, 1; Sacramento, 1, twenty-four innings.

RECORD OF NO-HIT GAMES.

1879—Richmond (Worcester) vs. Cleveland.
1880—Corcoran (Chicago) vs. Boston.
Galvin (Buffalo) vs. Worcester.
1882—Corcoran (Chicago) vs. Worcester.
1883—Radbourne (Providence) vs. Cleveland.
Daly (Cleveland) vs. Philadelphia.
1884—Corcoran (Chicago) vs. Providence.
Galvin (Buffalo) vs. Detroit.
1885—Clarkson (Chicago) vs. Providence.
Ferguson (Philadelphia) vs. Providence.
1887—Seward (Philadelphia) vs. Brooklyn.
Weyhing (Philadelphia) vs. Baltimore.
1891—Lovett (Brooklyn) vs. New York.
Rusie (New York) vs. Brooklyn.
1892—Stivets (Boston) vs. Brooklyn.
Jones (Pittsburg) vs. Cincinnati.
1893—Hawke (Baltimore) vs. Washington.
1897—Young (Cleveland) vs. Cincinnati.
1898—Hughes (Baltimore) vs. Boston.
Breitenstein (Cincinnati) vs. Pittsburg.
Donahue (Philadelphia) vs. Boston.
1899—Phillippe (Louisville) vs. Washington.
Willis (Boston) vs. New York.
1900—Hahn (Cincinnati) vs. Philadelphia.
1901—Mathewson (New York) vs. St. Louis.
1902—Callahan (Chicago) vs. Detroit.
1903—Fraser (Philadelphia) vs. Chicago.

- 1904—Young (Boston) vs. Philadelphia.
Tannehill (Boston) vs. Chicago.
- 1905—Mathewson (New York) vs. Chicago.
Henley (Philadelphia) vs. St. Louis.
Smith (Chicago) vs. Detroit.
Dineen (Boston) vs. Chicago.
- 1906—Eason (Brooklyn) vs. St. Louis.
Lush (Philadelphia) vs. Brooklyn.
- 1907—Pfeffer (Boston) vs. Cincinnati.
Maddox (Pittsburg) vs. Brooklyn.
- 1908—Young (Boston) vs. New York.
Wiltse (New York) vs. Philadelphia.
Rucker (Brooklyn) vs. Boston.
Rhoades (Cleveland) vs. Boston.
Smith (Chicago) vs. Philadelphia.
Joss (Cleveland) vs. Chicago.
- 1909—None in National or American league.
- 1910—Joss (Cleveland) vs. Chicago.
Bender (Philadelphia) vs. Cleveland.
- 1911—Wood (Boston) vs. St. Louis.
Walsh (Chicago) vs. Boston.

BASEBALL THROWING RECORD.

The world's record for the long distance throwing of a baseball was broken at Cincinnati, O., Oct. 10, 1910, when Sheldon Lejeune of the Evansville (Ind.) club, Central league, threw the sphere 426 feet 6 1/4 inches. The old record, made in Brooklyn, N. Y., Oct. 15, 1872, by John Hatfield, was 400 feet 7 1/4 inches. Lejeune's throw was made at a baseball field day, was carefully measured and will stand as official.

HIGH PRICES PAID FOR BASEBALL PLAYERS.

- 1911—Marty O'Toole, Pittsburgh.....\$22,500
- 1910—"Lefty" Russell, Athletics.....12,000
- 1910—Fred Hunter, Pittsburgh.....10,000
- 1910—Lena Blackburn, White Sox.....10,000
- 1908—Rube Marquard, New York.....11,000
- 1906—Spike Shannon, New York.....10,000
- 1889—Clarkson and Kelly, Boston.....20,000

RESULTS IN OTHER LEAGUES (1911).

AMERICAN ASSOCIATION.		W. L.	Pct.	Lynn	W. L.	Pct.
Minneapolis	.99	66	6.00	Brockton	.59	61
Kansas City	.94	70	5.73	New Bedford	.45	75
Columbus	.87	78	5.27	Haverhill	.38	76
St. Paul	.79	85	4.81	CENTRAL ASSOCIATION.		
Milwaukee	.79	87	4.76	Ottumwa	.87	41
Toledo	.78	86	4.76	Burlington	.81	44
Indianapolis	.78	88	4.70	Galesburg	.66	63
Louisville	.67	101	3.98	Keokuk	.64	65
WESTERN LEAGUE.				Keweenaw	.59	67
Denver	.110	54	6.71	Monmouth	.59	69
St. Joseph	.93	71	5.67	Muscatine	.49	80
Pueblo	.92	74	5.45	Hannibal	.45	81
Omaha	.82	86	5.15	CENTRAL LEAGUE.		
St. Louis	.84	80	5.12	Dayton	.88	50
Lincoln	.85	81	5.09	Fort Wayne	.84	55
Topeka	.60	104	3.65	Zanesville	.74	58
Des Moines	.49	113	3.02	Grand Rapids	.76	60
SOUTHERN LEAGUE.				South Bend	.61	73
New Orleans	.78	55	5.86	Wheeling	.56	71
Montgomery	.77	58	5.79	Newark	.58	80
Birmingham	.76	62	5.51	Terre Haute	.49	93
Nashville	.70	64	5.23	THE I. I. L. LEAGUE.		
Chattanooga	.67	71	4.86	Peoria	.76	59
Memphis	.62	71	4.67	Decatur	.69	60
Mobile	.56	76	4.24	Quincy	.71	63
Atlanta	.54	83	3.94	Danville	.69	62
EASTERN LEAGUE.				Davenport	.68	70
Rochester	.98	54	6.45	Dubuque	.67	70
Baltimore	.95	58	6.21	Waterloo	.58	76
Toronto	.94	59	6.14	Rock Island	.58	79
Buffalo	.74	75	4.97	WISCONSIN-ILLINOIS LEAGUE.		
Montreal	.72	80	4.74	Rockford	.74	46
Jersey City	.63	83	4.17	Madison	.66	57
Newark	.57	95	3.75	Green Bay	.61	56
Providence	.54	98	3.56	Appleton	.63	58
NEW ENGLAND LEAGUE.				Oshkosh	.61	64
Lowell	.77	46	6.26	Racine	.58	64
Worcester	.74	47	6.12	Aurora	.55	67
Lawrence	.65	55	5.42	Fond du Lac	.47	73
Fall River	.59	57	5.08	OTHER PENNANT WINNERS IN 1911.		

- Appalachian league.....Johnson City, Tenn.
- Blue Grass league (first season).....Winchester, Ky.
- Blue Grass league (second season).....Paris, Ky.
- Canadian league.....Berlin, Ont.

- Carolina association.....Winston-Salem, N. C.
- Connecticut league.....Springfield, Conn.
- Illinois-Missouri league.....Clinton, Ill.
- Kitty league.....Fulton, Ky.
- Michigan State league.....Manistee, Mich.
- Mink league.....Humboldt, Iowa
- Minnesota-Wisconsin.....Superior, Wis.
- Mountain States league (1st).....Huntington, W. Va.
- Mountain States league (2d).....Montgomery, Va.
- Nebraska State league.....Superior, Neb.
- New York State league.....Wilkesbarre, N. Y.
- Northwestern league.....Vancouver, B. C.
- Ohio-Pennsylvania league.....Akron, O.
- Ohio State league.....Springfield, O.
- South Michigan league.....Kalamazoo, Mich.
- Texas league.....Austin, Tex.
- Tri-State league.....Reading, Pa.
- Union association.....Great Falls, Mont.
- Virginia league.....Petersburg, Va.
- Washington State league.....Centralia, Wash.

COLLEGE BASEBALL IN 1911.

WESTERN.*

CLUB.	Illinois.	Chicago.	Purdue.	Wabash.	Wisconsin.	Ames.	Minnesota.	Notre Dame.	Indiana.	Arkansas.	Iowa.	DePauw.	Beloit.	Michigan.	Lake Forest.	Northwestern.	Missouri.	Games won.
	Illinois	4	1	1	1	1	1	1	1	1	1	1	1	1	1	1	1	1
Chicago	1	1	1	1	1	1	1	1	1	1	1	1	1	1	1	1	1	12
Purdue	1	1	1	1	1	1	1	1	1	1	1	1	1	1	1	1	1	10
Wabash	1	1	1	1	1	1	1	1	1	1	1	1	1	1	1	1	1	10
Wisconsin	1	1	1	1	1	1	1	1	1	1	1	1	1	1	1	1	1	10
Ames	1	1	1	1	1	1	1	1	1	1	1	1	1	1	1	1	1	10
Minnesota	1	1	1	1	1	1	1	1	1	1	1	1	1	1	1	1	1	10
Notre Dame	1	1	1	1	1	1	1	1	1	1	1	1	1	1	1	1	1	10
Indiana	1	1	1	1	1	1	1	1	1	1	1	1	1	1	1	1	1	10
Arkansas	1	1	1	1	1	1	1	1	1	1	1	1	1	1	1	1	1	10
Iowa	1	1	1	1	1	1	1	1	1	1	1	1	1	1	1	1	1	10
DePauw	1	1	1	1	1	1	1	1	1	1	1	1	1	1	1	1	1	10
Beloit	1	1	1	1	1	1	1	1	1	1	1	1	1	1	1	1	1	10
Michigan	1	1	1	1	1	1	1	1	1	1	1	1	1	1	1	1	1	10
Lake Forest	1	1	1	1	1	1	1	1	1	1	1	1	1	1	1	1	1	10
Northwestern	1	1	1	1	1	1	1	1	1	1	1	1	1	1	1	1	1	10
Missouri	1	1	1	1	1	1	1	1	1	1	1	1	1	1	1	1	1	10
Games lost.	2	7	3	2	7	4	4	6	2	7	4	1	1	3	10	2	6	25

*In this and the following table only games played with each other by the lines represented are included. The teams played independent schedules, making it impossible to figure out the exact relative standing of each club.

EASTERN.

CLUB.	Harvard.	Yale.	Pennsylvania.	Princeton.	Cornell.	Brown.	Dartmouth.	Amherst.	Williams.	Holy Cross.	West Point.	Georgetown.	Vermont.	Annapolis.	Virginia.	Columbia.	Games won.
	Harvard	8	1	1	1	1	1	1	1	1	1	1	1	1	1	1	1
Yale	1	1	1	1	1	1	1	1	1	1	1	1	1	1	1	1	12
Pennsylvania	1	1	1	1	1	1	1	1	1	1	1	1	1	1	1	1	12
Princeton	1	1	1	1	1	1	1	1	1	1	1	1	1	1	1	1	12
Cornell	1	1	1	1	1	1	1	1	1	1	1	1	1	1	1	1	12
Brown	1	1	1	1	1	1	1	1	1	1	1	1	1	1	1	1	12
Dartmouth	1	1	1	1	1	1	1	1	1	1	1	1	1	1	1	1	12
Amherst	1	1	1	1	1	1	1	1	1	1	1	1	1	1	1	1	12
Williams	1	1	1	1	1	1	1	1	1	1	1	1	1	1	1	1	12
Holy Cross	1	1	1	1	1	1	1	1	1	1	1	1	1	1	1	1	12
West Point	1	1	1	1	1	1	1	1	1	1	1	1	1	1	1	1	12
Georgetown	1	1	1	1	1	1	1	1	1	1	1	1	1	1	1	1	12
Vermont	1	1	1	1	1	1	1	1	1	1	1	1	1	1	1	1	12
Annapolis	1	1	1	1	1	1	1	1	1	1	1	1	1	1	1	1	12
Virginia	1	1	1	1	1	1	1	1	1	1	1	1	1	1	1	1	12
Columbia	1	1	1	1	1	1	1	1	1	1	1	1	1	1	1	1	12
Games lost.	4	8	7	8	5	5	3	1	2	3	1	1	1	1	2	4	50

The annual Yale-Harvard series resulted, June 20—Harvard, 8; Yale, 2. June 23—Harvard, 4; Yale, 1.

FOOTBALL RESULTS IN 1911.

MINNESOTA. Op. Minn.	
Sept. 30—Ames	5
Oct. 7—South Dakota	0 5
Oct. 21—Nebraska	3 21
Oct. 28—Iowa	6 24
Nov. 4—Chicago	0 30
Nov. 18—Wisconsin	6 6
Nov. 25—Illinois	0 11

CHICAGO. Op. Chi.	
Oct. 7—Indiana	6 23
Oct. 14—Purdue	3 11
Oct. 21—Illinois	0 24
Nov. 4—Minnesota	30 0
Nov. 11—Northwestern	3 9
Nov. 18—Cornell	0 6
Nov. 25—Wisconsin	0 5

WISCONSIN. Op. Wis.	
Oct. 7—Lawrence	0 15
Oct. 14—Ripon	0 24
Oct. 21—Colorado	0 26
Oct. 28—Northwestern	3 28
Nov. 4—Iowa	0 12
Nov. 18—Minnesota	6 6
Nov. 25—Chicago	5 0

ILLINOIS. Op. Ill.	
Oct. 7—Millikin	0 33
Oct. 14—St. Louis	0 9
Oct. 21—Chicago	24 0
Nov. 4—Purdue	3 12
Nov. 11—Indiana	0 0
Nov. 18—Northwestern	13 27
Nov. 25—Minnesota	11 0

MICHIGAN. Op. Mich.	
Oct. 7—Case	0 24
Oct. 14—Michigan Ag.	3 15
Oct. 21—Ohio State	0 19
Oct. 28—Yanderbilt	8 9
Nov. 1—Syracuse	6 6
Nov. 11—Cornell	6 0
Nov. 18—Pennsylvania	9 11
Nov. 25—Nebraska	6 6

INDIANA. Op. Ind.	
Sept. 30—De Pauw	6 9
Oct. 7—Chicago	23 6
Oct. 14—Franklin	0 42
Oct. 21—Northwestern	5 0
Oct. 28—Washington	0 12
Nov. 11—Illinois	0 0
Nov. 25—Purdue	12 5

PURDUE. Op. Pur.	
Oct. 7—Wabash	3 0
Oct. 14—Chicago	11 3
Oct. 28—De Pauw	0 0
Nov. 4—Illinois	12 3
Nov. 11—Iowa	11 0
Nov. 18—Rose Polytechnic	6 33
Nov. 25—Indiana	5 12

DE PAUW. Op. De P.	
Sept. 30—Indiana	6 6
Oct. 13—Wabash	0 0
Oct. 21—St. Louis	0 0
Oct. 28—Purdue	5 0
Nov. 11—Miami	0 0
Nov. 18—Butler	3 0
Nov. 25—Earlham	10 0

WABASH. Op. Wab.	
Oct. 7—Purdue	0 3
Oct. 13—De Pauw	0 0
Oct. 14—Culver	3 0
Oct. 21—Marquette	11 9

NORTHWESTERN. Op. Nor.	
Oct. 7—Monmouth	0 25
Oct. 14—Illinois Wesleyan	0 11
Oct. 21—Indiana	0 5
Oct. 28—Wisconsin	28 3
Nov. 11—Chicago	9 3
Nov. 18—Illinois	27 13
Nov. 25—Iowa	6 0

NOTRE DAME. Op. N.D.	
Oct. 7—Ohio Northern	6 32
Oct. 14—St. Viator	0 43
Oct. 21—Butler	0 27
Oct. 28—Loyola	0 80
Nov. 4—Pittsburgh	0 0
Nov. 11—St. Bonaventure	0 34
Nov. 30—Marquette	0 0

MARQUETTE Op. Mar.	
Oct. 7—Carroll	5 11
Oct. 14—Williams and V.	0 31
Oct. 21—Wabash	9 11
Oct. 28—De Paul	0 18
Nov. 4—Villanova	0 0
Nov. 11—South Dakota	0 16
Nov. 18—Creighton	17 43
Nov. 20—Wabash	3 6
Nov. 25—Loyola	0 37
Nov. 30—Notre Dame	0 0

BELOIT. Op. Bel.	
Oct. 7—Watertown	0 23
Oct. 14—Monmouth	0 35
Oct. 21—Lawrence	8 0
Oct. 28—Cornell (Iowa)	9 9
Nov. 4—Ripon	6 20
Nov. 11—Lake Forest	5 5
Nov. 18—Knox	9 0

LAKE FOREST. Op. L.F.	
Oct. 14—Northwestern C.	3 32
Oct. 28—Knox	9 0
Nov. 11—Beloit	5 5
Nov. 18—Monmouth	0 6

NEBRASKA. Op. Neb.	
Oct. 7—Kearney	0 117
Oct. 14—Kansas Ag.	0 59
Oct. 21—Minnesota	21 3
Oct. 28—Missouri	0 34
Nov. 4—Ames	6 6
Nov. 11—Doane	0 27
Nov. 18—Kansas	0 29
Nov. 25—Michigan	6 6

PRINCETON. Op. Pr.	
Sept. 30—Stevens	0 37
Oct. 7—Villanova	0 31
Oct. 11—Lehigh	6 6
Oct. 14—Colgate	0 31
Oct. 21—Navy	0 0
Oct. 28—Holy Cross	0 20
Nov. 4—Harvard	6 8
Nov. 11—Dartmouth	0 3
Nov. 18—Yale	3 6

YALE. Op. Yale.	
Sept. 27—Wesleyan	0 21
Sept. 30—Holy Cross	0 26
Oct. 7—Syracuse	0 12
Oct. 14—Virginia Poly.	0 33
Oct. 21—Army	6 0
Oct. 28—Colgate	0 23
Nov. 4—New York	3 28
Nov. 11—Brown	0 15
Nov. 18—Princeton	6 3
Nov. 25—Harvard	0 0

HARVARD. Op. Har.	
Sept. 30—Bates	0 15
Oct. 7—Holy Cross	0 8
Oct. 14—Williams	0 18
Oct. 21—Amherst	0 11
Oct. 28—Brown	6 20
Nov. 4—Princeton	8 6
Nov. 11—Carlisle	18 15
Nov. 18—Dartmouth	3 5
Nov. 25—Yale	0 0

AMHERST. Op. Am.	
Oct. 7—Wesleyan	0 0
Oct. 14—Trinity	13 0
Oct. 28—Norwich	0 15
Nov. 4—Dartmouth	18 6
Nov. 11—Worcester	8 10

PENNSYLVANIA. Op. Pa.	
Sept. 30—Gettysburg	3 5
Oct. 7—Ursinus	0 9
Oct. 11—Dickinson	0 22
Oct. 14—Villanova	0 22
Oct. 21—Brown	6 0
Oct. 28—Penn State	22 6
Nov. 4—Carlisle	16 0
Nov. 11—Lafayette	6 23
Nov. 18—Michigan	11 9
Nov. 30—Cornell	9 21

DARTMOUTH Op. Dar.	
Sept. 27—Norwich	3 18
Sept. 30—Mass. A. C.	0 22
Oct. 7—Colby	0 12
Oct. 14—Holy Cross	0 6
Oct. 21—Williams	5 23
Oct. 28—Vermont	0 12
Nov. 4—Amherst	6 18
Nov. 11—Princeton	3 0
Nov. 18—Harvard	5 3

BROWN. Op. Br.	
Oct. 7—Mass. A. C.	0 26
Oct. 14—Bowdoin	0 33
Oct. 21—Pennsylvania	0 6
Oct. 28—Harvard	20 6
Nov. 4—Tufts	0 30
Nov. 11—Yale	15 0
Nov. 18—Vermont	0 6
Nov. 25—Trinity	6 6
Nov. 30—Carlisle	12 6

CORNELL. Op. Cor.	
Sept. 27—Allegheny	0 35
Sept. 30—Colgate	0 6
Oct. 7—Oberlin	3 15
Oct. 14—Penn State	5 0
Oct. 21—Wash.-Jeff.	0 6
Oct. 28—Pittsburgh	3 9
Nov. 4—Williams	14 15
Nov. 11—Michigan	0 6
Nov. 18—Chicago	6 0
Nov. 30—Pennsylvania	21 9

NAVY. Op. Navy.	
Oct. 7—Johns Hopkins	5 27
Oct. 11—St. John's	0 21
Oct. 14—Wash.-Jeff.	0 16
Oct. 21—Princeton	0 0
Oct. 28—West. Reserve	0 0
Nov. 4—N. Carolina A. C.	5 17
Nov. 11—West Virginia	0 32
Nov. 18—Penn State	0 0
Nov. 25—Army	0 3

ARMY. Op. Army.	
Oct. 7—Vermont	0 12
Oct. 14—Rutgers	0 18
Oct. 21—Yale	0 6
Oct. 28—Lehigh	0 20
Nov. 4—Georgetown	0 0
Nov. 11—Bucknell	2 0
Nov. 18—Colgate	6 12
Nov. 25—Navy	3 0

CARLISLE. Op. Car.	
Sept. 30—Dickinson	0 17
Oct. 7—Mt. St. Mary's	5 46
Oct. 14—Georgetown	5 28
Oct. 21—Pittsburgh	0 17
Oct. 28—Lafayette	0 19
Nov. 4—Pennsylvania	0 16
Nov. 11—Harvard	15 18
Nov. 18—Syracuse	12 11
Nov. 25—Johns Hopkins	6 29
Nov. 30—Brown	6 12

WILLIAMS. Op. Wil.	
Sept. 30—Rensselaer	0 0
Oct. 7—Springfield Prep.	6 2
Oct. 14—Harvard	18 0
Oct. 21—Dartmouth	23 5
Nov. 4—Cornell	15 14
Nov. 11—Wesleyan	5 6
Nov. 18—Amherst	8 0

BOWLING.

AMERICAN BOWLING CONGRESS.

Leading winners in the eleventh annual tournament of the American Bowling congress, held in St. Louis, Mo., Jan. 21-Feb. 6, 1911:

FIVE-MAN TEAMS.

Team and city.	Score.	Prize.
Flenners, Chicago.....	2,924	\$750
Brucks, No. 2, Chicago.....	2,821	625
Seng's Springs, Chicago.....	2,807	525
South Chicago, Chicago.....	2,792	450
Commonwealth Edisons, Chicago.....	2,773	400
Queen of Nelson, Louisville.....	2,768	320
Jolly Fat Men, Washington.....	2,763	320
Sprache Machine company, Indianapolis.....	2,767	250
Rossovs, Chicago.....	2,764	210
Irdians, Indianapolis.....	2,750	164
Lipmans, Chicago.....	2,750	164
Budweisers, St. Louis.....	2,750	164
N. C. T. V., Cincinnati.....	2,750	164
Sir Chfftons, Chicago.....	2,742	136
Krueger's Stars, Chicago.....	2,740	120
Tlfcos, Toledo.....	2,739	110
Wheelings, Wheeling.....	2,736	100
Denvers, Denver.....	2,731	95
Old Landmarks, Columbus.....	2,723	90
Behrlugs, Indianapolis.....	2,727	85
Cosmos, Chicago.....	2,725	80
Blouins, Chicago.....	2,723	75
Vancouver, Vancouver, B. C.....	2,721	70
Kid Nichols, Kansas City.....	2,720	67
Duffys, St. Louis.....	2,718	65

TWO-MAN TEAMS.

W. Hartley-L. Sellaer, East Liverpool, O.....	1,246	\$425
M. Erickson-E. Magnuson, Chicago.....	1,229	325
H. Leffingwell-B. Wallace, Chicago.....	1,225	250
J. Smith-E. Gelbard, Buffalo.....	1,224	200
H. Buckett-W. Croombe, Chicago.....	1,223	160
W. Eggars-A. Leverenz, Chicago.....	1,220	130
T. Neale-M. Sprague, Omaha.....	1,213	105
H. Waters-H. Krauss, Washington, D. C.....	1,217	85
C. E. Geissel-N. Brady, St. Paul.....	1,216	75
C. Gilbert-L. Franz, Cleveland.....	1,211	70

INDIVIDUAL WINNERS.

J. Blouin, Chicago.....	681	\$260
M. Knox, Indianapolis.....	670	210
O. Lange, Watertown, Wis.....	656	180
C. Schneider, Jr., Dayton.....	651	155
F. Thoma, Jr., Chicago.....	645	135
S. Caron, Louisville.....	642	120
J. Kral, Chicago.....	641	103
G. Doisy, Cincinnati.....	641	100
H. G. Stiles, Des Moines.....	639	85
J. Smith, Buffalo.....	637	70

ALL EVENTS.

Jimmy Smith, Buffalo.....	1,919	\$150
Harry Muggley, Vancouver.....	1,907	120
C. H. Wood, Chicago.....	1,869	100
Ted Neale, Omaha.....	1,864	85
H. Leffingwell, Chicago.....	1,853	70

CHAMPIONSHIP RECORD.

Five-Man Teams.

Year. Team and city.	Score.
1901—Standards, Chicago.....	2,720
1902—Fidelias, New York.....	2,792
1903—O'Learys, Chicago.....	2,819
1904—Ansons, Chicago.....	2,797
1905—Gunthers No. 2, Chicago.....	2,795
1906—Century No. 1, Chicago.....	2,794
1907—Furniture Citys, Grand Rapids.....	2,775
1908—Bonds, Columbus, O.....	2,927
1909—Lipmans, Chicago.....	2,962
1910—Cosmos, Chicago.....	2,880
1911—Flenners, Chicago.....	2,924

Two-Man Teams.

1901—Voorhees-Starr, New York.....	1,203
1902—McLean-Steers, Chicago.....	1,237
1903—Collins-Selbach, Columbus.....	1,227
1904—Kraus-Spies, Washington.....	1,184
1905—Stretch-Rolfe, Chicago.....	1,213
1906—Hamilton-Husey, Philadelphia.....	1,268
1907—Richter-Bigley, Louisville.....	1,164
1908—Kiene-Chalmers, Chicago.....	1,254
1909—Schwoegler brothers, Madison, Wis.....	1,304
1910—Daiker-Wetterman, Cincinnati.....	1,231
1911—Hartley-Seiler, East Liverpool, O.....	1,246

Individuals.

Individuals.	Score.
1901—Frank Brill, Chicago.....	648
1902—Fred Strong, Chicago.....	649
1903—David A. Jones, Milwaukee.....	635
1904—Martin Kern, St. Louis.....	647
1905—C. Anderson, St. Paul.....	651
1906—Frank T. Favour, Oshkosh.....	669
1907—M. Levey, Indianapolis.....	624
1908—A. Wenzler, Chicago.....	699
1909—Larry Sutton, Rochester, N. Y.....	691
1910—Thomas Haley, Detroit.....	705
1911—J. Blouin, Chicago.....	681

NATIONAL BOWLING ASSOCIATION.

In the fifth annual tournament of the National Bowling association, held in Buffalo, N. Y., and ending March 17, 1911, Joseph West of London, Ont., won the individual event with a score of 694. In the two-man event, Kelsey and Johnson of New Haven, Conn. were the winners with the world's record score of 1,355. The Bonds of Cleveland won the five-man event with a score of 2,969. The president of the association is William B. Kirk of Wheeling, W. Va., and the secretary, F. D. Woodruff of Brooklyn, N. Y. Winners to date:

FIVE-MAN TEAMS.

1907—Corinthians, New York.....	2,814
1908—Brunswick, New York.....	2,933
1909—Corinthians No. 8, New York.....	2,899
1910—Chalmers, Detroit.....	2,917
1911—Bonds, Cleveland.....	2,969

TWO-MAN TEAMS.

1907—Tuthill-Nelson, Brooklyn.....	1,220
1908—McGuirk-Grady, Paterson.....	1,313
1909—Satterthwaite-Rodgers, Philadelphia.....	1,293
1910—Burdine-Eckstein, Washington, D. C.....	1,205
1911—Kelsey-Johnson, New Haven, Conn.....	1,355

INDIVIDUALS.

1907—Frank Sauer, New York.....	657
1908—Fred Schwartje, Brooklyn.....	697
1909—E. Thompson, Brooklyn.....	699
1910—Tony Prio, Brooklyn.....	705
1911—Joseph West, London, Ont.....	694

INTERNATIONAL BOWLING ASSOCIATION.

In the International Bowling association tournament in St. Paul, Minn., ending Feb. 22, 1911, the Capitols of St. Paul won the five-man event with a score of 2,849. Vandertunk and Martin of St. Paul won the two-man event with 1,308 points and Con Sandblom of St. Paul won the individual event with a score of 693. The president of the association is R. F. Malone and the secretary T. J. Gronewald, both of St. Paul. Summary of winners to date:

FIVE-MAN TEAMS.

1903—Acmes, St. Paul.....	2,726
1904—Capitols, St. Paul.....	2,694
1905—Courts, St. Paul.....	2,820
1906—Capitols, St. Paul.....	2,740
1907—Pisters, St. Paul.....	2,781
1908—Anheuser-Busch, St. Paul.....	2,789
1909—Dorls, St. Paul.....	2,653
1910—Chalmers-Detroit, Chicago.....	2,760
1911—Capitols, St. Paul.....	2,849

TWO-MAN TEAMS.

1903—Olness-Wooley, Minneapolis.....	1,173
1904—Hansen-Parker, Minneapolis.....	1,214
1905—Wooley-Garland, Minneapolis.....	1,277
1906—Gosewich-Muggley, St. Paul.....	1,160
1907—Listy-Ferguson, Duluth.....	1,196
1908—Moshofsky-Hlinderer, St. Paul.....	1,246
1909—Yost-Miller, St. Paul.....	1,195
1910—Martin-Vandertunk, St. Paul.....	1,243
1911—Martin-Vandertunk, St. Paul.....	1,308

INDIVIDUALS.

1903—Skorish, St. Paul.....	674
1904—Alness, Minneapolis.....	658
1905—Kampman, St. Paul.....	636
1906—Werner, Winona.....	589
1906—G. Olson, Duluth.....	589
1907—Wooley, Minneapolis.....	617
1908—Campbell, Duluth.....	622
1909—Dolan, Minneapolis.....	636
1910—Johnson, Minneapolis.....	618
1911—Con Sandblom, St. Paul.....	693

ILLINOIS STATE CHAMPIONSHIPS.

The fourteenth annual Illinois state bowling tournament was held in Chicago, April 15-May 11, 1911,

The five-man event was won by the Chalmers-Detroit with a score of 2,865. The Zajiceks were second with 2,817 and the W. J. Moxleys third with 2,815. The two-man event was won by L. Levine and F. Bliss with 1,269 and the individual event by Arthur Anderson with 665. W. V. Thompson was best in all events with a score of 1,682. The record in each event to date stands:

FIVE-MAN TEAMS.		Score.
1898—Interclub league, Chicago.		2,425
1899—Interclub league, Chicago.		2,581
1900—Chicago league, Chicago.		2,574
1901—Chicago league, Chicago.		2,844
1902—Chicago league, Chicago.		2,900
1903—South Chicago league, Chicago.		2,875
1904—Chicago league, Chicago.		2,853
1905—West Side Business Men's league, Chicago.		2,855
1906—Bensingers, Chicago.		2,882
1907—Lake View league, Chicago.		2,920
1908—Howard Majors, Chicago.		2,857
1909—Lincolns No. 1, Chicago.		2,960
1910—Lipmans, Chicago.		2,977
1911—Chalmers-Detroit.		2,865

TWO-MAN TEAMS.		Score.
1904—O. W. Schmidt-H. Steers.		1,269
1905—P. Ward-D. McGuire.		1,216
1906—C. H. Wood-F. Bartsch.		1,270
1907—F. Bomer-G. Bomer.		1,223
1908—Jack Hoffenkamp-H. Glassner.		1,339
1909—J. J. Zust-W. P. Gompf.		1,249
1910—Phil Wolf-Jack Reilly.		1,218
1911—Louis Levine and Fred Bliss.		1,269

INDIVIDUALS.		Score.
1898—W. B. Hanna, Chicago.		*172 5-9
1899—H. E. Shepard, Chicago.		*150
1900—W. V. Thompson, Interclub.		*197 11-12
1901—Fred Worden, Anson.		*201 7-9
1902—J. E. Berlin, Sheridan.		*201 7-9
1903—Fred Worden, Star.		643
1904—Andrew Hall, Chicago.		630
1905—R. Wienold, Monroe.		711
1906—James Foley, Union.		662
1907—C. Heitschmidt, Lake View.		649
1908—Dan Ward, Tozetsis.		687
1909—Otto A. Kupfer, Southwest.		678
1910—Andrew Hall, Chicago.		725
1911—Arthur Anderson, Lake View.		665

BEST AVERAGE NINE GAMES.		Score.
1904—H. Steers, Chicago.		1,903
1905—A. Toemmel, Chicago.		1,769
1906—D. Woodbury, Chicago.		1,826
1907—August Trapp, Chicago.		1,851
1908—Eddie Meyer, Indianapolis.		1,854
1909—Sylvester A. Murray, Chicago.		1,841
1910—Phil Wolf, Chicago.		1,836
1911—W. V. Thompson, Chicago.		1,882

*Averages.

CHAMPIONSHIP OF CHICAGO.

Following were the leading winners and scores in the Chicago bowling championship season ended Jan. 14, 1911:

FIVE-MAN TEAMS.		Score.
Seng's Springs.		2,899
Harper Ryves.		2,890
W. J. Moxleys.		2,855
O'Learys.		2,825
Breen & Kennedys.		2,820
I. A. C. No. 2.		2,791
Centurys.		2,780
Wentworths.		2,775
Goodfriends.		2,764
South Parks No. 1.		2,762
Tom Palmers.		2,755
Colonials No. 1.		2,749
Prescents.		2,744
Blouins No. 1.		2,742
Wentworths No. 1.		2,726
Colonna club.		2,725

TWO-MAN TEAMS.		Score.
Nelson-Metcalf.		1,303
Carmichael-McCoy.		1,274
Stevens-Rosendal.		1,252
Zieteman-Behn.		1,233
F. and H. Rogman.		1,224
Toemmel-Alfeld.		1,213
Iradek-Danek.		1,211
Relch-Redpath.		1,209
Lillinger-Baker.		1,209
Greinke-Kalteux.		1,203

INDIVIDUALS.		Score.
R. Kirsh.		676
E. Tersip.		663
H. Rogman.		662
C. Labahn.		660
J. B. Netterstrom.		658
F. Dinse.		652
A. Trapp.		649
S. McRoy.		649
C. Toemmel.		645
G. Johnson.		643

CHAMPIONSHIP RECORDS.

Five-Man.

1904-5—Hofmanns.		2,885
1905-6—Kloempkena.		2,874

1906-7—Quirk No. 1.		2,890
1907-8—Eclipse.		2,827
1908-9—Lederers.		2,865
1909-10—Boller Planos.		2,961
1910-11—Seng's Springs.		2,899

Two-Man.

1904-5—Meyer-Peterson.		1,283
1905-6—Paetz-Schneider.		1,221
1906-7—Woodbury-Stolke.		1,246
1907-8—Phlan-Weeks.		1,240
1908-9—Peifer-Steers.		1,250
1909-10—Flenner-Collier.		1,250
1910-11—Nelson-Metcalf.		1,303

Individuals.

1904-5—George A. Rost.		671
1905-6—Robert Wienold.		659
1906-7—James Hartwell.		673
1907-8—Charles Nelson.		684
1908-9—E. D. Pcifer.		659
1909-10—H. A. Walker.		697
1910-11—R. Kirsh.		676

Nine-Game Champions.

1905—Eddie Meyer.		1,845
1906—Matt Faetz.		1,876
1907—D. Woodbury.		1,957
1908—James Blouin.		1,912
1909—Charles Langmayer.		1,892
1910—H. A. Walker.		1,942
1911—A. Toemmel.		1,902

GOLF.

AMERICAN OPEN CHAMPIONSHIP.

The national open golf championship tournament of 1911 took place on the links of the Chicago Golf club at Wheaton June 23-24 and resulted in a triple tie between J. J. McDermott of the Atlantic City Country club, M. J. Brady of the Wollaston Golf club of Boston and George Simpson of the Wheaton Golf club, each making a score of 308 for 72 holes. In the play-off June 26, McDermott won with a score of 80 for 18 holes. Brady was second with 82 and Simpson third with 86. Record of the event:

1894—Willie Dunn (New York), St. Andrew's links, won by 2 up.
1895—H. Rawlins (Newport), Newport links, 173.
1896—James Foulis (Chicago), Shinnecock Hills, 152.
1897—Joe Floyd (Essex), Wheaton links, 162.
1898—Fred Herd (Washington Park), Myopia links, 328.
1899—W. Smith (Midlothian), Baltimore links, 315.
1900—H. Vardon (Ganton, England), Wheaton links, 313.
1901—Willie Anderson (Pittsfield, Mass.), Myopia links, 331.
1902—Lawrence Auchterlonie (Glen View), Garden City links, 307.
1903—Willie Anderson (Apawamis), Baltusrol links, 307.
1904—Willie Anderson (Apawamis), Glen View, 303.
1905—Willie Anderson (Apawamis), Myopia links, 314.
1906—Alexander Smith (Nassau), Onwentsia links, 295.
1907—Alec Ross (Brae Burn), Philadelphia Cricket club, 302.
1908—Fred McLeod (Midlothian), Myopia Hunt club, 322.
1909—George Sargent (Hyde Manor), Englewood (N. J.) links, 290.
1910—Alexander Smith (Wykagyl), Philadelphia Cricket club, 298.
1911—J. J. McDermott (Atlantic City), Chicago Golf club, 308.

AMERICAN AMATEUR CHAMPIONSHIP.

Harold H. Hilton of the Royal Liverpool Golf club, England, won the American amateur golf championship by defeating Frederick Herreshoff of New York in the annual tournament held at Rye, N. Y., Sept. 11-16, 1911, by one point in an extra hole play. Record to date:

1894—At Newport, R. I.—W. G. Lawrence, Newport, medal play, 188.

1895—At Newport Golf Club—C. B. Macdonald, Chicago Golf club, won; C. E. Sands, St. Andrew's Golf club, runner-up.

1896—At Shinnecock Hills Golf Club—H. J. Whigham, Onwentsia, won; J. G. Thorp, Cambridge,

- runner-up. Low score in qualifying round, H. J. Whigham, 163. Sixteen qualified.
- 1887—At Chicago Golf Club—H. J. Whigham, Onwentsia, won; W. R. Betts, Shinneckock Hills, runner-up. Low score in qualifying round, H. J. Whigham, 177. Sixteen qualified.
- 1898—At Morris County, N. J.—F. S. Douglas, Fairfield, won; Walter B. Smith, Onwentsia, runner-up. Low score in qualifying round, J. H. Choate, Jr., Stockbridge, 175. Thirty-two qualified.
- 1899—At Onwentsia—H. M. Harriman, Meadowbrook, won; F. S. Douglas, Fairfield, runner-up. Low score in qualifying round, C. B. Macdonald, Chicago, 168. Thirty-two qualified.
- 1900—At Garden City—W. J. Travis, Garden City, won; F. S. Douglas, Fairfield, runner-up. Low score in qualifying round, W. J. Travis, 166. Thirty-two qualified.
- 1901—At Atlantic City—W. J. Travis won; Walter E. Egan, Onwentsia, runner-up. Low score in qualifying round, W. J. Travis, 157. Thirty-two qualified.
- 1902—At Glen View, Ill.—L. N. James, Glen View, won; E. M. Byers, Allegheny, runner-up. Low score in qualifying round, G. A. Ormiston, Pittsburgh, and W. J. Travis tied at 79, the latter winning the play-off. Sixty-four qualified at 18 holes.
- 1903—At Nassau, L. I.—W. J. Travis, Garden City, won; E. M. Byers, Allegheny, runner-up. All match play.
- 1904—At Short Hills, N. J.—H. Chandler Egan, Exmoor Country club, won; Frederick Herreshoff, Brooklyn, runner-up. Low score in qualifying round, H. C. Egan, 242 for 54 holes. Sixty-four qualified.
- 1905—At Wheaton, Ill.—H. Chandler Egan, Exmoor, won; D. E. Sawyer, Wheaton, runner-up. Low score in qualifying round, Dr. D. P. Fredericks, 155 for 36 holes. Thirty-four qualified.
- 1906—At Englewood, N. J.—Eben M. Byers of Pittsburgh won; George D. Lyon of Toronto, Ont., runner-up. Low score in qualifying round, W. J. Travis, 152 for 36 holes. Thirty-two qualified.
- 1907—At Cleveland, O.—Jerome D. Travers of Mont Clair, N. J., won; Archie Graham of North Jersey runner-up. Low score in qualifying round, W. J. Travis, 146 for 36 holes. Thirty-two qualified.
- 1908—At Garden City, N. Y.—Jerome D. Travers of Mont Clair, N. J., won; Max Behr of Morris County club runner-up. Low score in qualifying round, Walter J. Travis, 153 for 36 holes. Sixteen qualified.
- 1909—At Chicago Golf Club—Robert A. Gardner, Hinsdale, won; H. Chandler Egan, Exmoor, runner-up. Low score in qualifying round, Charles Evans, Jr., Thomas M. Sherman and Robert E. Gardner tied with 151 for 36 holes. Evans won the play-off. Thirty qualified.
- 1910—At Brookline, Mass.—W. C. Fownes, Pittsborough, won; Warren K. Wood, Homewood, runner-up. Low score in qualifying round, Fred Herreshoff, Ekwonok, 152 for 36 holes. Thirty-two qualified.
- 1911—At Rye, N. Y.—Harold H. Hilton, England, won; Frederick Herreshoff, Ekwonok, runner up. Low score in qualifying round, Harold H. Hilton, 150 for 36 holes. Thirty-two qualified.

WESTERN AMATEUR CHAMPIONSHIP.

- The thirteenth annual amateur championship tournament of the Western Golf association took place on the links of the Detroit Golf club, at Detroit, Mich., July 24-29, 1911. The final match for the championship was won by Albert Seckel of the Riverside Golf club, Chicago, 8 up, 7 to play. Championship record to date:
- 1899—David R. Forgan (Onwentsia), Glen View, 6 up.
- 1900—Wm. Waller (Onwentsia), Lake Forest, 1 up.
- 1901—Phelps B. Hoyt (Glen View), Midlothian, 6 up.
- 1902—H. C. Egan (Exmoor), Wheaton, 1 up.
- 1903—Walter E. Egan (Exmoor), Cleveland, 1 up.
- 1904—H. C. Egan (Exmoor), Highland Park, 6 up, to play.
- 1905—H. C. Egan (Exmoor), Glen View, 3 up, 2 to play.
- 1906—D. E. Sawyer (Wheaton), Glen Echo, 5 up, 4 to play.
- 1907—H. C. Egan (Exmoor), Wheaton, 5 up, 4 to play.

- 1908—Mason Phelps (Midlothian), Rock Island, 6 up, 5 to play.
- 1909—Charles Evans, Jr. (Edgewater), Flossmoor, 1 up.
- 1910—Mason Phelps (Midlothian), Minkahda, 2 up, 1 to play.
- 1911—Albert Seckel (Riverside), Detroit, 8 up, 7 to play.

WESTERN OPEN CHAMPIONSHIP.

- Robert Simpson, professional of Kenosha, Wis., won the western open golf championship tournament held over the Kent Country club course at Grand Rapids, Mich., June 27-30, 1911, defeating Tom McNamara of Boston, 2 up and 1 to play, in the final 36 hole match. Simpson's total score was 146 to 148 for McNamara. Championship record:
- 1899—Will Smith (Midlothian), Glen View.
- 1900—No championship met held.
- 1901—Lawrence Auchterlonie (Glen View), Midlothian, 160.
- 1902—Willie Anderson (Pittsfield), Euclid, 299.
- 1903—Alexander Smith (Nassau), Millwaukee, 313 (72 holes).
- 1904—Willie Anderson (Apawamis), Kent Country (Grand Rapids, Mich.), 304.
- 1905—Arthur Smith (Columbus, O.), Cincinnati, 278.
- 1906—Alexander Smith (Nassau), Homewood, 306.
- 1907—Robert Simpson (Omaha), Hinsdale, Ill., 297.
- 1908—Willie Anderson (Onwentsia), St. Louis, 299.
- 1909—Willie Anderson (St. Louis), Chicago, 288.
- 1910—Charles Evans, Jr. (Edgewater), Chicago, 151 (36 holes).
- 1911—Robert Simpson (Kenosha), Grand Rapids, 146 (36 holes).

OLYMPIC CUP.

The Western Golf association team, consisting of Mason Phelps, Albert Seckel, Paul Hunter and Robert Gardner, won the Olympic cup on the links of the Detroit Golf club at Detroit, Mich., July 22, 1911, with a score of 606. The standing of the teams was:

Western	606	Kentucky	673
Western Penna.....	640	Trans-Mississippi	673
Michigan	640	Wisconsin	678
Detroit	649	Des Moines.....	683
Ohio	665	Lower Lakes.....	688
Canada	667	St. Louis.....	737
Indiana	668		

SOUTHERN CHAMPIONSHIP.

In the tournament of the Southern Golf association held at Nashville, Tenn., and ending June 10, 1911, W. P. Stewart of New Orleans was the winner, defeating Reuben G. Bnsh of New Orleans in the finals, 5 up and 4 to play.

TRANS-MISSISSIPPI CHAMPIONSHIP.

The eleventh annual tournament of the Trans-Mississippi Golf association was held at Omaha, Neb., Aug. 14-19, 1911, and resulted for the third time in a victory for Harry Legg of the Minkahda club, Minneapolis, who defeated Ralph Ryder of the Hyperion Country club, Des Moines, in the final round, 11 up and 10 to go.

CHAMPIONSHIP OF CHICAGO.

"Chick" Evans of the Edgewater Golf club won the Chicago golf championship Aug. 4, 1911, by defeating F. R. Blossom of the Midlothian club, 9 up and 8 to play.

OTHER CHAMPIONSHIPS.

- Minnesota—Harry G. Legg, Aug. 5.
- Wisconsin—Ned Allis, Aug. 5.
- Metropolitan (open)—Gilbert Nicholls, July 13.
- Metropolitan—Jerome D. Travers, May 27.
- Ohio—Russell S. Jones, June 24.
- White Mountain (amateur)—Mason E. Phelps, Aug. 6.
- Eastern Intercollegiate—George Stanley, Yale, Sept. 9.
- Germany (amateur)—Alexander Revell of Chicago, Aug. 15.
- United North and South Amateur Championship—Won by Charles Evans, Jr., of Edgewater (Chicago) from Robert Hunter of Wee Burn, Conn., at Pinehurst, N. C., April 1.
- Charles Evans, Jr., won the open amateur golf championship of France, at Versailles, July 8, 1911, by defeating J. G. Anderson of West Newton, Mass.

BRITISH OPEN CHAMPIONSHIP.

- 1890—*John Ball, Jr. (R. L. G. C.), Prestwick, 164.
 1891—H. Kirkcaldy (St. Andrew's), St. Andrew's, 166.
 1892—*H. H. Hilton (R. L. G. C.), Muirfield, 1305.
 1893—W. Auchterlonie (St. Andrew's), Prestwick, 322.
 1894—J. H. Taylor (Winchester), Sandwich, 325.
 1895—J. H. Taylor (Winchester), St. Andrew's, 322.
 1896—H. Vardon (Scarborough), Muirfield, 316.
 1897—*H. H. Hilton (R. L. G. C.), Muirfield, 305.
 1898—H. Vardon (Scarborough), Prestwick, 307.
 1899—H. Vardon (Ganton), Sandwich, 310.
 1900—J. H. Taylor (Richmond), St. Andrew's, 309.
 1901—James Braid (Romford), Muirfield, 309.
 1902—Alex. Herd (Huddersfield), Hoylake, 307.
 1903—Alex. Herd (Huddersfield).
 1904—J. White (Sunningdale), Sandwich, 296.
 1905—James Braid (Walton Heath), St. Andrew's, 318.
 1906—James Braid (Walton Heath), Muirfield, 300.
 1907—Arnold Massie (Ganton), Hoylake, 317.
 1908—James Braid (Walton Heath), Prestwick, 291.
 1909—J. H. Taylor (Mid-Surrey), Sandwich, 295.
 1910—James Braid (Walton Heath), St. Andrew's, 299.
 1911—H. Vardon (South Herts), Sandwich, 303.
 *Amateur. †Changed to 72 holes.

BRITISH AMATEUR CHAMPIONSHIP.

- | Year. | Winner. | Runner-Up. |
|-------|---------------------|-----------------------|
| 1886 | H. Hutchinson..... | Henry Lamb..... |
| 1887 | H. Hutchinson..... | John Ball, Jr..... |
| 1888 | J. Ball, Jr..... | J. E. Laidlay..... |
| 1889 | J. E. Laidlay..... | L. W. Balfour..... |
| 1890 | J. Ball, Jr..... | J. E. Laidlay..... |
| 1891 | J. E. Laidlay..... | H. H. Hilton..... |
| 1892 | J. Ball, Jr..... | H. H. Hilton..... |
| 1893 | Peter Anderson..... | J. E. Laidlay..... |
| 1894 | J. Ball, Jr..... | S. E. Ferguson..... |
| 1895 | L. H. Melville..... | J. Ball, Jr..... |
| 1896 | F. G. Tait..... | H. H. Hilton..... |
| 1897 | A. J. T. Allan..... | J. Robb..... |
| 1898 | F. G. Tait..... | S. M. Ferguson..... |
| 1899 | J. Ball, Jr..... | F. G. Tait..... |
| 1900 | H. H. Hilton..... | J. Robb..... |
| 1901 | H. H. Hilton..... | J. L. Low..... |
| 1902 | C. Hutchings..... | S. H. Fry..... |
| 1903 | R. Maxwell..... | H. Hutchinson..... |
| 1904 | W. J. Travis..... | E. Blackwell..... |
| 1905 | A. G. Barry..... | Hon. O. Scott..... |
| 1906 | James Robb..... | C. C. Lengens..... |
| 1907 | J. Ball, Jr..... | A. Palmer..... |
| 1908 | E. A. Lassen..... | H. F. Taylor..... |
| 1909 | R. Maxwell..... | C. K. Hutchinson..... |
| 1910 | John Ball..... | C. Aylmer..... |
| 1911 | H. H. Hilton..... | E. A. Lassen..... |

*After a tie.

WOMEN'S CHAMPIONSHIPS.

WESTERN.

Miss Caroline Painter of the Midlothian Country club won the ninth annual championship of the Women's Western Golf association held on the links of the Midlothian club, Chicago, Aug. 28-Sept. 1, 1911, defeating in the final round Miss Alva Sanders, a clubmate, 3 up, 2 to play. Record of event to date:

- 1901—Miss Bessie Anthony (Glen View), Onwentsia, 2 up, 1 to play.
 1902—Miss Bessie Anthony (Glen View), Onwentsia, 1 up.
 1903—Miss Bessie Anthony (Glen View), Exmoor, 3 up, 2 to play.
 1904—Miss Frances Everett (Exmoor), Glen View, 1 up.
 1905—Mrs. Charles L. Dering (Midlothian), Homewood, 4 up, 2 to play.
 1906—Mrs. Charles L. Dering (Midlothian), Exmoor, 1 up.
 1907—Miss Lillian French (Windsor), Midlothian, 1 up.
 1908—Mrs. W. Frances Anderson (Hinsdale), St. Louis Country club, 3 up, 2 to play.
 1909—Miss Viola Llewellyn (LaGrange), Homewood, 6 up, 5 to play.
 1910—Mrs. Thurston Harris (Westward Ho), Skokie, 3 up, 2 to play.
 1911—Miss Caroline Painter (Midlothian), Midlothian, 3 up, 2 to play.

EASTERN.

Mrs. Ronald H. Barlow of the Merion Cricket club, Philadelphia, won the Women's Eastern Golf association championship at Newton, Mass., June 5-7, 1911, her aggregate score being 272. Mrs. Caleb Fox of the Huntingdon Valley Country club, Philadelphia, was second with 276.

NATIONAL.

Miss Margaret Curtis of Boston, Mass., won the woman's national golf championship of the United States on the links of the Baltusrol Golf club at Short Hills, N. J., Oct. 9-14, 1911. Her opponent in the final round was Miss Lillian B. Hyde, also of Boston, whom she defeated 5 up and 3 to play. Record of event to date.

- 1895—Beatrice Hoyt, on Meadowbrook Country club links.
 1896—Beatrice Hoyt, Morris Country club, 2 up, 1 to play.
 1897—Beatrice Hoyt, Essex Country club, 5 up, 4 to play.
 1898—Beatrice Hoyt, Ardsley club, 5 up, 3 to play.
 1899—Ruth Underhill, Philadelphia Country club, 2 up, 1 to play.
 1900—Frances Griscom, Shinnecock Hills, 6 up, 4 to play.
 1901—Genevieve Hecker, Baltusrol Golf club, 5 up, 3 to play.
 1902—Genevieve Hecker, Brookline, 4 up, 3 to play.
 1903—Bessie Anthony, Chicago Golf club, 7 up, 6 to play.
 1904—Georgeanna Bishop, Philadelphia, 5 up, 3 to play.
 1905—Pauline Mackay, Oakley Country club, 1 up.
 1906—Harriet S. Curtis, Brae Burn Country club, 2 up, 1 to play.
 1907—Margaret Curtis, Midlothian, 7 up, 6 to play.
 1908—Catherine C. Harley, Fall River, 6 up, 5 to play.
 1909—Dorothy Campbell (North Berwick, Scotland), Merion Cricket club, 3 up, 1 to play.
 1910—Dorothy Campbell (Hamilton, Ont.), Homewood Country club, 2 up, 1 to play.
 1911—Margaret Curtis (Boston), Baltusrol Golf club, 5 up, 3 to play.

BRITISH CHAMPIONSHIP.

Miss Dorothy Campbell of Hamilton, Ont., won the woman's golf championship of Great Britain May 19, 1911, at Perth, Ireland, by defeating Miss Violet Hezlet, the Irish champion, 3 up and 2 to play, in the final. This gave Miss Campbell the honor of holding the British, American and Canadian golf championships.

GOLF OFFICIALS.

United States Golf Association—President, Silas H. Strawn, Glen View; secretary, R. C. Watson, Garden City.

Western Golf Association—President, William Heyburn, Louisville Country club; secretary, Elmer A. Eulass, Calumet Country club.

TENNIS.

WESTERN CHAMPIONSHIPS.

The twenty-fourth annual western tennis championship tournament was held on the courts of the Onwentsia club at Lake Forest, Ill., July 22-31, 1911. In the finals of the doubles C. M. Bull, Jr., and Harry C. Martin of New York defeated Dean Mathey and G. M. Church of Princeton university, 7-9, 2-6, 7-5, 6-3, 9-7. In the women's doubles Miss Hazel Hotchkiss and Miss Carrie B. Neely defeated Miss Chatfield-Taylor and Miss Marion Butler, 6-2, 6-4. In the mixed doubles Miss Carrie B. Neely and L. H. Palmer defeated Miss Edith Hoyt and Harold Smith, 6-9, 6-3. In the women's singles Miss Hazel Hotchkiss of San Francisco defeated in the finals Miss Carrie B. Neely of Chicago, 6-1, 6-1. Miss Gwendolyn Reese of St. Paul, holder of the title, was forced to default on account of illness and Miss Hotchkiss was declared western champion. In the finals of the men's singles Maurice McLoughlin of San Francisco defeated Walter T. Hayes of Chicago, 6-2, 6-3, 6-3. In the challenge round, T. C. Bundy of Los Angeles, holder of the title, was defeated by McLoughlin, 4-6, 6-1, 6-3, 6-3.

LONGWOOD TOURNAMENT.

The Longwood tennis tournament, at which the Longwood cup and the eastern championship in dou-

bles were contended for, took place on the courts of the Longwood Cricket club, Boston, Mass., July 17-26, 1911. E. P. Larned, of Summit, N. J., won the cup, defeating G. F. Touchard of New York in the finals of the singles, 6-3, 5-7, 6-3, 6-4. W. A. Larned, the title holder, did not defend it against his brother.

H. D. Little and G. F. Touchard of New York won the eastern doubles championship by defeating B. C. Wright and N. W. Niles of Boston, 6-4, 6-4, 7-5.

SOUTHERN CHAMPIONSHIPS.

In the southern tennis championship tournament held at Atlanta, Ga., ending July 8, 1911, Carlton Y. Smith of Atlanta, Ga., defeated E. V. Carter, Jr., in the finals of the singles in straight sets, but in the challenge round he was beaten by Conrad Doyle of Washington, holder of the title, by a score of 6-2, 6-3, 6-2. In the doubles Doyle and Doyle of Washington defeated Grant and Carter of Atlanta, 6-1, 6-1, the players having agreed to make it the best two out of three sets. Miss Murphy of New Orleans won the championship in women's singles by defeating Mrs. S. Taylor in the challenge round, 6-4, 6-4.

NATIONAL CHAMPIONSHIPS.

The tournament to decide the national tennis championships of the United States took place on the Casino courts at Newport, R. I., Aug. 21-Sept. 4, 1911. In the singles the final round was between Maurice E. McLoughlin of San Francisco and Beals C. Wright of Boston, the former winning, 6-4, 4-6, 7-5, 6-3. In the challenge match played Sept. 4, Walter A. Larned, of Summit, N. J., holder of the title since 1907, retained the championship by defeating McLoughlin by the score of 6-4, 6-4, 6-2.

The preliminary matches in the doubles national championship were played on the Onwentsla club courts at Lake Forest, Ill., Aug. 1-2. On the first day R. D. Little and Gustave Touchard, eastern champions, defeated M. McLoughlin and T. C. Bundy, Pacific coast champions, 6-4, 6-4, 7-9, 3-6, 10-8, while the Doyle brothers, southern champions, defeated C. M. Bull, Jr., and Harry Martin, the western title holders, 6-4, 8-6, 6-1. On the second day, Messrs. Little and Touchard defeated the Doyle brothers, 6-4, 4-6, 6-4, 1-6, 6-3. In the challenge match at Newport, R. I., Aug. 22, Little and Touchard defeated Fred B. Alexander and Harold H. Hackett holders of the championship in doubles, 7-5, 13-15, 6-2, 6-4.

NATIONAL TENNIS CHAMPIONS.

1881—R. D. Sears.	1897—R. D. Wrenn.
1882—H. D. Sears.	1898—M. D. Whitman.
1883—R. D. Sears.	1899—M. D. Whitman.
1884—R. D. Sears.	1900—M. D. Whitman.
1885—R. D. Sears.	1901—W. A. Larned.
1886—R. D. Sears.	1902—W. A. Larned.
1887—H. W. Slocum.	1903—H. L. Doherty.
1888—H. W. Slocum.	1904—H. Ward.
1889—H. W. Slocum.	1905—B. C. Wright.
1890—O. S. Campbell.	1906—W. J. Clothier.
1891—O. S. Campbell.	1907—W. A. Larned.
1892—O. S. Campbell.	1908—W. A. Larned.
1893—R. D. Wrenn.	1909—W. A. Larned.
1894—R. D. Wrenn.	1910—W. A. Larned.
1895—F. H. Hovey.	1911—W. A. Larned.
1896—R. D. Wrenn.	

NORTHWESTERN CHAMPIONSHIPS.

The twenty-second annual tennis tournament for the championship of the northwest took place on the Deephaven courts at Lake Minnetonka, Minn., July 17-22, 1911. L. H. Waidner of Chicago defeated John Adams of St. Paul in the finals of the singles, 6-2, 7-5, 3-6, 6-3. In the doubles Adams and Armstrong won the final matches by defeating Burton and Northrop, 6-0, 3-6, 6-2, 9-7.

MIDDLE STATES CHAMPIONSHIPS.

In the middle states (eastern) tennis tournament at Mountain Station, N. J., ending July 8, Miss Hazel Hotchkiss of California won in the finals of the women's singles, defeating Miss E. M. Rotch, 6-0, 7-5. In the challenge round she defeated Miss E. Raynond, 6-2, 6-2. H. H. Hackett and F. B. Alexander defeated O. H. Hinck and H. Torrance in the challenge doubles match at 6-3, 6-3, 6-2. In the men's singles, N. W. Niles of Boston, holder

of the title, had to default in the second set of his match with W. M. Hall, the challenger, on account of a sprained foot. Hall won at 6-8, 5-4, defaulted.

CENTRAL STATES CHAMPIONSHIPS.

In the central states tennis tournament at St. Louis, Mo., ending July 8, 1911, Jack Cannon of Kansas City, Mo., defeated Roland Hoerr of St. Louis in the finals of the singles, 0-6, 2-6, 10-8, 6-3, 6-0. In the doubles the winners were Drummord Jones of St. Louis and C. S. Peters of Chicago, who defeated Guy Oliver and Clarence Gamble, 6-2, 7-5, 7-5.

SOUTHWESTERN INTERSTATE.

In the interstate tennis tournament held in St. Joseph, Mo., July 24-28, 1911, Herbert V. Jones of Kansas City, Mo., won in the finals of the singles, defeating A. E. Sterling of St. Joseph, Mo., 6-2, 8-6, 4-6, 8-6. Drummord Jones did not defend the Van Brunt challenge cup and it went to H. V. Jones.

MISSOURI VALLEY TOURNAMENT.

The Missouri valley tennis tournament of 1911 was held in Kansas City, Mo., July 31-Aug. 5. In the singles, James H. Winston of Norfolk, Va., won the championship by defeating Jack Cannon of Kansas City, holder of the title, 11-8, 6-1, 6-4. In the doubles, J. H. Winston and H. G. Whitehead of Norfolk, Va., defeated Roland Hoerr and Wyatt Brodix of St. Louis, Mo., in the finals, 6-3, 6-4, 6-2.

TRISTATE AT CINCINNATI.

In the tristate tennis tournament for the championship of Ohio, Kentucky and Indiana, held in Cincinnati, O., Sept. 4-11, 1911, Richard Bishop of Boston defeated William Hall of New York in the final round of the singles. In the challenge round Richard Palmer of New Jersey, holder of the title, defeated Bishop, 14-12, 6-4, 8-6. Richard Bishop and H. C. Johnson of Boston defeated Richard Palmer of New Jersey and W. F. Johnson of Philadelphia in the final round of the doubles, 6-8, 6-2, 6-2, 6-1. Miss Helen Ratterman and Miss Ruth Sanders won in the women's doubles, defeating Miss Mardi Hunt and Mrs. Truxton Emerson, 6-1, 6-0.

GULF STATES TOURNAMENT.

Harry Waidner of Chicago won in the finals of the singles at the gulf states tennis championship tournament in New Orleans, La., June 19-25, 1911, defeating Harvey McQuiston of Beaumont, Tex. He also won in the challenge round, defeating Paul D. McQuiston. The McQuiston brothers won the doubles championship by defeating Waidner and Wallace Johnson.

STATE CHAMPIONSHIPS.

ILLINOIS.

The annual championship tennis tournament of Illinois was held on the courts of the Aztec club, Chicago, July 8-15, 1911. In the final of the men's singles Albrecht Ludke defeated Charles Peters, 6-3, 6-3, 6-2. In the challenge match for the state title, played Aug. 19, Walter T. Hayes defeated Ludke, 6-8, 6-0, 2-6, 6-2, 8-6.

Morley and Ludke won the state championship in doubles by defeating Byford and Forstall in the finals, 6-3, 9-7, 6-3. In the women's singles Miss Carrie B. Neely defeated Miss Edith Paradise in the finals, 6-2, 6-1. Miss Miriam Steever, holder of the title, defaulted the state championship to Miss Neely.

OHIO.

In the Ohio state tournament, held in Cleveland, O., Sept. 11-19, 1911, Fred Harris of Vermont defeated Dr. Nat Thornton in the finals of the singles, 7-5, 6-4, 10-8. In the challenge round he defeated Frank C. Marty of Kentucky, 6-4, 6-4, 6-2. In the men's doubles Thornton and Marty defeated C. O. Benton and H. F. Pettee, 7-9, 6-3, 6-4, 3-6, 6-4. In the final round of the women's singles Miss May Sutton defeated Miss Florence Sutton, 6-0, 6-2. In the challenge round Miss May Sutton defeated Miss Lois Moyes, 6-0, 6-2. In the final round of the women's doubles Miss Lois Moyes and Miss May Sutton defeated Miss Florence Sutton and Mrs. C. N. Beard, 6-3, 6-3. In the mixed doubles Miss May Sutton and Fred Harris defeated Miss Marjorie Dodd and Dr. Nat Thornton, 6-4, 6-3.

WISCONSIN.

In the Wisconsin state tennis tournament, held in Milwaukee, Aug. 5-12, 1911, Alexander Squair of Chicago won the championship in singles, defeating Mr. Clarkson of Milwaukee in the finals, 6-4, 6-3, 6-1, and Blair Larned of Chicago in the challenge round, 6-4, 6-4, 2-6, 7-9, 6-1. In the finals of the doubles Wilson and Friend of Racine defeated Helmholz and Johnston of Milwaukee, 6-4, 6-2, 5-7, 2-6, 6-3. In the challenge round Wilson and Friend were defeated by Larned and Forstall of Chicago, holders of the title, 6-3, 6-3, 6-2.

NEW YORK.

The New York state championship tennis tournament took place in New York city Aug. 5-14, 1911. In the doubles G. F. Touchard and R. D. Little of New York won in the finals, defeating M. E. McLoughlin and T. C. Bundy of the Pacific coast, 13-11, 10-12, 6-2, 6-3. M. E. McLoughlin won the championship in the singles by defeating T. R. Fell, 6-1, 6-8, 6-2, 8-6.

MINNESOTA.

The Minnesota state tennis tournament of 1911 was held at Duluth Aug. 14-19. In the doubles Burton and Armstrong of the Twin Cities won the championship by defeating Wheeler and Jayne, 6-4, 5-7, 6-0, 6-3. In the singles John Armstrong of St. Paul was the winner in the finals over John Adams, taking the contest in three straight sets, 6-2, 6-2, 6-2.

KANSAS.

In the Kansas state tennis tournament, ending July 24, 1911, Charles Spice of Kingfisher, Okla., defeated Gordon Parker of Wichita, Kas., in the finals of the singles, 6-2, 4-6, 6-4, 7-5. In the doubles N. K. Campbell and Jack Cannon of Kansas City, Mo., defeated W. A. Penley and H. E. Uncapher of Augusta, Kas., 6-2, 3-6, 6-2, 6-2.

CONNECTICUT.

F. C. Inman, the title holder, won the Connecticut state championship in tennis singles in Litchfield, July 14, 1911, by defeating C. J. Johnston of Brooklyn in the challenge match, 6-3, 9-11, 6-3, 6-2. The doubles championship was won by F. Watrous and W. S. Anderson, who defeated Dr. P. B. Hawk and C. A. Lindley, 4-6, 7-5, 10-8, 6-2.

MASSACHUSETTS.

Nat W. Niles, holder of the Massachusetts singles lawn tennis championship, defeated F. J. Sulloway, winner of the state tournament at Boston June 20, by 8-10, 6-4, 8-6, 6-2, 6-2.

IOWA.

In the Iowa state tennis tournament held at Des Moines, Aug. 14-19, 1911, Ray Branson of Mitchell, S. D., won in the singles, defeating Mr. Hoerr of St. Louis, Mo., 13-11, 7-9, 6-3, 8-6.

SCHOOL TENNIS.

WESTERN INTERCOLLEGIATE.

In the western intercollegiate tennis tournament at the University of Chicago, ending June 10, 1911, Joseph A. Armstrong of Minnesota won the singles championship by defeating his teammate, John W. Adams, 6-3, 4-6, 8-6, 6-0. The doubles championship was won by Armstrong and Adams, who defeated Scoville and Phelps of Wisconsin, 6-2, 6-4, 7-5.

EASTERN INTERCOLLEGIATE.

In the eastern intercollegiate tennis championship tournament held on the grounds of the Merion Cricket club, Philadelphia, ending Sept. 9, 1911, E. H. Whitney of Harvard won the singles title by defeating A. H. Man, Jr., of Yale, 6-1, 6-2, 6-2. In the final round of the doubles Mathey and Butler of Princeton defeated Jiff and Kuhn, also of Princeton, 7-5, 6-1, 6-3.

U. OF C. INTERSCHOLASTIC.

In the University of Chicago interscholastic tennis tourney, ending June 10, 1911, M. A. James of the Evanston academy was the winner in the singles, defeating A. J. Lindauer of Englewood in the finals, 6-2, 6-2, 6-4. In the doubles M. A. and H. E. James of Evanston academy defeated Weil and May of Wendell Phillips in the finals, 7-5, 3-6, 3-6, 6-2, 7-5.

CHICAGO CHAMPIONSHIPS.

The first annual tennis tournament for the championship of Chicago was held on the grounds of the Kenwood Country club July 1-8, 1911. In the

singles Heath Byford defeated W. T. Hayes in the finals, 3-6, 6-3, 6-1. Miss C. B. Neely won the championship in the women's singles, defeating Miss Katherine Bennett, 6-1, 6-1. In the men's doubles W. T. Hayes and John C. Neely defeated Byford and Forstall, 6-2, 3-6, 6-1, 6-1. The women's doubles championship was won by Mrs. W. B. Brown and Miss C. B. Neely, who defeated Mrs. G. E. Barnes and Miss Katherine Waldo, 6-8, 6-3, 6-3.

INTERNATIONAL TENNIS.

The preliminary matches to determine whether America or England should challenge for the Davis international lawn tennis cup, held by Australia, took place in New York, N. Y., Sept. 9-12, 1911. The American players won by taking all four of the singles matches, the English getting only the one doubles match. The singles contests resulted as follows: Sept. 9, W. A. Larned, American, defeated C. P. Dixon, English, 6-3, 2-6, 6-3, 3-6, 7-5, and M. E. McLoughlin, American, defeated A. H. Lowe, English, 7-5, 6-1, 4-6, 4-6, 6-3; Sept. 12, W. A. Larned defeated A. H. Lowe, 6-3, 1-6, 7-5, 6-1, and M. E. McLoughlin defeated C. P. Dixon, 8-6, 3-6, 6-3, 6-2. In the doubles match played Sept. 11, C. P. Dixon and A. E. Beamish, the English team, defeated T. C. Bundy and Raymond D. Little, Americans, 6-3, 7-5, 6-4.

In the western New York tennis tournament, held at Buffalo, and ending Sept. 9, 1911, Nat W. Niles of Boston won the international cup and title by defeating Charles Benton of Cleveland in the finals of the singles, 6-2, 6-0, 6-2.

WORLD'S CHAMPIONSHIP.

In a tennis tournament ending July 6, 1911, at Wimbledon, England, for the championship of the world, H. Roper Barrett of England won in the singles, defeating E. Dixon in the finals, 5-7, 4-6, 6-4, 6-3, 6-1. In the final of the doubles A. L. Gobert and Max de Cugis defeated Parke and Hardy, 6-2, 6-1, 6-1. In the singles challenge round A. F. Wilding retained the championship by defeating Barrett, 6-4, 4-6, 2-6, 6-2, Barrett retiring.

CLAY COURT CHAMPIONSHIP.

The clay court tennis tournament for the championship of the United States took place on the grounds of the Omaha Field club, Omaha, Neb., Aug. 7-12, 1911. In the singles Walter T. Hayes of Chicago defeated Percy Siverd of Pittsburgh in the final round, 7-5, 6-2, 6-1. Melville H. Long of San Francisco, holder of the title, did not defend it. In the doubles H. G. Whitehead and J. H. Winston of Norfolk, Va., defeated Harvey and Paul McQuiston of New Orleans in the finals, 7-5, 6-2, 2-6, 6-0, 9-7. In the challenge round the Norfolk pair defeated Walter T. Hayes of Chicago and F. G. Anderson of Brooklyn, 6-3, 2-6, 7-5, 6-1.

WOMEN'S CHAMPIONSHIPS.

NATIONAL TOURNAMENT.

In the women's national tennis championship tournament, held on the grounds of the Philadelphia Cricket club June 12-17, 1911, Miss Florence Sutton of Los Angeles, Cal., defeated Miss Eleanor Sears of Boston in the finals of the singles, 6-2, 6-1. In the challenge round Miss Hazel Hotchkiss of Berkeley, Cal., holder of the title, defeated Miss Sutton, 8-10, 6-1, 9-7. The mixed doubles championship was won by Miss Hotchkiss and Wallace F. Johnson, who defeated, in straight sets, Miss Edna Wildey and Herbert M. Tilden.

WESTERN NEW YORK.

In the western New York tennis tournament, held at Buffalo, N. Y., and ending Sept. 9, 1911, Miss May Sutton of California defeated Miss Noyes of Toronto, 6-1, 6-1, thus winning the international cup and title.

MISSOURI VALLEY TOURNAMENT.

In the third annual Missouri valley women's tennis tournament at Kansas City, Mo., ending July 10, 1911, Mrs. T. B. Entz of St. Louis won in the singles, defeating Miss Evelyn Seavey, 7-5, 8-6.

NORTHWESTERN CHAMPIONSHIP.

Miss Mary Brown of Los Angeles, Cal., and Miss Dutcher of Milwaukee, Wis., won the northwest championship for women at the tennis tournament in Tacoma, Wash., Aug. 12, 1911, defeating Mrs. Fahnestock and Miss Gibson of Tacoma in the finals of the doubles, 6, 2, 6-2.

INDOOR TENNIS.

Frederick B. Alexander and Theodore R. Pell won the national indoor tennis doubles championship in New York N. Y., Feb. 17, 1911, defeating Calhoun Cragin and Wylie C. Grant by a score of 11-9, 6-3, 6-1. Theodore R. Pell won the championship in singles Feb. 18 by defeating William B. Cragin, Jr., by a score of 6-2, 6-3, 6-2.

SQUASH TENNIS CHAMPIONSHIP.

The first championship tournament of the National Squash Tennis association was held on the courts of the Harvard club of New York city April 8-10, 1911. Dr. Alfred Stillman of the Harvard club won the title of champion by defeating J. W. Preutiss of Boston, 15-5, 17-15.

COURT TENNIS.

Jay Gould of New York won the national court tennis championship of the United States for the sixth time in succession in Boston April 8, 1911, defeating Joshua Crane, Jr., of Boston, 6-5, 6-1, 6-0.

HORSE RACING.

RECORD SALES OF THOROUGHBREDS AND TROTTERS.

Giving name of horse, place and date of sale, buyer and price.

Flying Fox—London, 1900, Edmond Blanc, Paris, \$191,250.

Ormonde—London, 1888, W. MacDonough, San Francisco, \$150,000.

Arlon—San Francisco, 1892, J. M. Forbes, Boston, \$125,000.

Rock Sand—London, 1906, August Belmont, New York, \$125,000.

Axtell—Chicago, 1889, W. J. Ijams, Terre Haute, Ind., \$105,000.

St. Blaise—New York, 1891, Charles Reed, Gallatin, Tenn., \$100,000.

Nasturtium—New York, 1901, W. C. Whitney, New York, \$50,000.

Hermis—New York, 1903, E. R. Thomas, New York, \$60,000.

Dan Patch—Minneapolis, 1903, M. W. Savage, Minneapolis, \$60,000.

Hamburg—New York, 1904, W. C. Whitney, New York, \$70,000.

Allen Winter—Lexington, Ky., 1903, I. Schlesinger, Vienna, \$50,000.

Hamburg—Cleveland, O., 1909, H. M. Hanna, Cleveland, \$50,000.

Flair—Newmarket, England, 1909, \$75,000.

KENTUCKY DERBY.

For 3-year-olds, Louisville, Ky. Distance changed in 1896 from 1½ to 1¼ miles.

1890—Riley, 118lbs, 2:45; \$5,460.

1891—Kingman, 122lbs, 2:52½; \$4,680.

1892—Azra, 122lbs, 2:41½; \$4,230.

1893—Lookout, 122lbs, 2:39½; \$4,090.

1894—Chant, 122lbs, 2:41; \$4,000.

1895—Halma, 122lbs, 2:37½.

1896—Ben Brush, 117lbs, 2:07¾.

1897—Typhoon II, 117lbs, 2:12½.

1898—Plaudit, 117bs, 2:09.

1899—Manuel, 117bs, 2:12.

1900—Lieut. Gibson, 117bs, 2:06¼.

1901—His Eminence, 117bs, 2:07¾.

1902—Alan a Dale, 117bs, 2:03¾; \$6,000.

1903—Judge Himes, 117bs, 2:09; \$6,000.

1904—Elwood, 117bs, 2:08½; \$5,000.

1905—Agile, 122lbs, 2:10¾; \$6,000.

1906—Sir Huon, 117bs, 2:08¾; \$5,000.

1907—Pink Star, 117bs, 2:12¾; \$5,000.

1908—Stone Street, 117bs, 2:15¾; \$6,000.

1909—Watergreen, 117bs, 2:08¾; \$5,000.

1910—Donau, 112bs, 2:06¾; \$6,000.

1911—Meridian, 117bs, 2:05¾; \$6,000.

FUTURITY STAKES.

For 2-year-olds, 170 feet less than ¾-mile, Sheepshead Bay, N. Y. (Saratoga in 1910.)

1890—Potomac, 115lbs, 1:14½; \$67,675.

1891—His Highness, 130lbs, 1:15½; \$61,675.

1892—Morello, 118lbs, 1:12¾; \$40,450.

1893—Domino, 130lbs, 1:12¾; \$49,350.

1894—The Butterflies, 112lbs, 1:11; \$48,710.

1895—Requital, 119bs, 1:14; \$53,190.

1896—Ogden, 115bs, 1:10; \$43,790.

1897—L'Alouette, 115bs, 1:11; \$34,275.

1898—Martimas, 118lbs, 1:12¾; \$36,610.

1899—Chacornac, 114bs, 1:10¾; \$41,200.

1900—Ballyhoo Rey, 112bs, 1:10; \$33,830.

1901—Yanke, 119bs, 1:09¾; \$38,750.

1902—Savable, 119bs, 1:14; \$45,400.

1903—Hamburg Belle, 114bs, 1:13; \$36,300.

1904—Artful, 114bs, 1:11¾; \$54,290.

1905—Ormondale, 117bs, 1:11¾; \$33,680.

1906—Electioneer, 117bs, 1:13¾; \$37,270.

1907—Collin, 125bs, 1:11¾; \$32,600.

1908—Maskette, 118bs, 1:11¾; \$25,000.

1909—Sweep, 126bs, 1:11¾; \$27,000.

1910—Noveltv, 127bs, 1:12¾; \$23,800.

1911—No race.

BROOKLYN HANDICAP.

1¼ miles—Gravesend, L. I.

1890—Castaway II, 100bs, 2:10; \$6,900.

1891—Tenny, 128bs, 2:10; \$14,800.

1892—Judge Morrow, 116bs, 2:05¾; \$17,750.

1893—Diablo, 112bs, 2:09; \$17,500.

1894—Dr. Rice, 112bs, 2:07¾; \$17,750.

1895—Hornpipe, 105bs, 2:11¾; \$7,750.

1896—Sir Walter, 113bs, 2:13¾; \$7,750.

1897—Howard Mann, 106bs, 2:09¾; \$7,750.

1898—Ornament, 127bs, 2:10; \$7,800.

1899—Banastar, 110bs, 2:06¼; \$10,000.

1900—Kinley Mack, 122bs, 2:10; \$10,000.

1901—Conroy, 102bs, 2:09; \$10,000.

1902—Reina, 104bs, 2:07; \$10,000.

1903—Irish Lad, 103bs, 2:05¾; \$15,150.

1904—The Picket, 119bs, 2:06¾; \$16,000.

1905—Delhi, 124bs, 2:06¾; \$16,000.

1906—Tokalon, 108bs, 2:05¾; \$20,000.

1907—Superman, 99bs, 2:09; \$20,000.

1908—Celt, 106bs, 2:04¾; \$25,000.

1909—King James, 126bs, 2:04; \$5,000.

1910—Fitz Herbert, 130bs, 2:05¾; \$6,000.

1911—No race.

SUBURBAN HANDICAP.

1¼ miles—Sheepshead Bay, N. Y.

1890—Salvator, 127bs, 2:06¾; \$6,900.

1891—Lontaka, 110bs, 2:07; \$9,900.

1892—Montana, 115bs, 2:07¾; \$17,750.

1893—Lowlander, 105bs, 2:06¾; \$17,750.

1894—Ramapo, 120bs, 2:06¼; \$12,070.

1895—Lazzarone, 115bs, 2:07¾; \$4,730.

1896—Henry of Navarre, 128bs, 2:07; \$5,850.

1897—Ben Brush, 123bs, 2:07¾; \$5,850.

1898—Tillo, 119bs, 2:08¾; \$6,500.

1899—Imp, 114bs, 2:05¾; \$10,000.

1900—Kinley Mack, 125bs, 2:06¾; \$10,000.

1901—Alcedo, 112bs, 2:05¾; \$7,500.

1902—Gold Heels, 124bs, 2:05¾; \$10,000.

1903—Africander, 110bs, 2:10¾; \$10,000.

1903 (Renewal)—Water Boy, 112bs, 2:04¾.

1904—Hermis, 127bs, 2:05; \$17,000.

1905—Beldame, 123bs, 2:05¾; \$20,000.

1906—Go Between, 116bs, 2:05¾; \$20,000.

1907—Nealon, 113bs, 2:06¾; \$20,000.

1908—Ballot, 127bs, 2:03; \$25,000.

1909—Fitz Herbert, 105bs, 2:03¾; \$5,000.

1910—Olambala, 115bs, 2:04¾; \$6,000.

1911—No race.

ENGLISH DERBY.

First race run at Epsom May 4, 1780. In 1784 distance was increased from 1 mile to 1½ miles.

1890—Sain Foin, by Springfield, 2:49¼.

1891—Common, by Isonomy, 2:56¾.

1892—Sir Hugo, by Wisdom, 2:44.

1893—Isinglass, by Isonomy, 2:43.

1894—Ladas, by Hampton, 2:45¾.

1895—Sir Visto, by Balcadine, 2:43¾.

1896—Persimmon, by St. Simon, 2:42.

1897—Galtee Moore, by Kendal, 2:47.

1898—Jeddah, by Janissary, 2:37.

1899—Flying Fox, by Orme, 2:38¾.

1900—Diamond Jubilee, by St. Simon, 2:42.

1901—Volodyovski, by Florizel, 2:40¾.

1902—Ard Patrick, by St. Florian, 2:42¾.

1903—Rock Sand, by Sain Foin-Roquebrune.

1904—St. Armant, by Frusquin-Loverule, 2:45¾.

1905—Cicero, by Cyllene, 3:11.

1906—Spearmint, by Carbine, 2:36¾ (record).

1907—Orby, by Orme, 2:44.

1908—Sicorinetta, by Chalereux-Sicorina, 2:39¾.

1909—Minoru, by Cyllene-Mother Slegel, 2:42¾.

1910—Lemberg, by Cyllene-Galicia, 2:35¾.

1911—Sunstar, by Sundridge-Norris, 2:36¾.

GRAND PRIX DE PARIS.

First race run in 1863. Distance about 1 mile 7 furlongs. Stake, \$40,000.
 1901—Cherl, by St. Damien.
 1902—Kizil-Kourgan.
 1903—Quo Vadis.
 1904—Ajax, by Flying Fox-Amie.
 1905—Finasseur.
 1906—Spearmint.
 1907—Sans Souci II.
 1908—Northeast (value of race, \$72,000).
 1909—Verdun, \$74,155.
 1910—Nuage, \$60,000.
 1911—As d'Atout, \$70,200.

BEST RUNNING RECORDS.

$\frac{1}{4}$ mile—2:14, Bob Wade, 4yrs, Butte, Mont., Aug. 20, 1890.
 $\frac{2}{5}$ furlongs—3:11, Best Boy, 2yrs, Clifton, N. J., March 12, 1890.
 $\frac{3}{8}$ mile—:34, Red S., aged, 122lbs, Butte, Mont., July 22, 1896.
 $\frac{1}{2}$ mile—:46, Geraldine, 4yrs, 122lbs, straight course, Morris Park, Aug. 30, 1899; :46, Bessie Macklin, 2yrs, 100lbs, Dallas, Tex., Oct. 3, 1899.
 $\frac{3}{4}$ furlongs—:39, Calisse, 2yrs, Juarez, Mex., Jan. 17, 1911; :40, A. J. Small, 2yrs, Los Angeles, Cal., Jan. 30, 1909, and Royal Prince, 2yrs, Juarez, Mex., Feb. 11, 1910.
 4 furlongs—:46, Miss Nett, 2yrs, Belmont park, May 14, 1910.
 $\frac{4}{5}$ furlongs—:51, Tanya, 2yrs, 107lbs, Morris Park, straight course, May 12, 1904; :52, Joe Morris, Louisville, Ky., May 8, 1909.
 5 furlongs—:56, Maid Marian, 4yrs, 111lbs, Morris park, straight course, Oct. 9, 1894; :58, Tern's Trick, 3rs, 92lbs, Oakland, Cal., Dec. 29, 1910.
 $\frac{5}{8}$ furlongs—1:02, Plater, 2yrs, 107lbs, Morris Park, straight course, Oct. 21, 1902; 1:04, Lady Irma, 2yrs, 85lbs, Los Angeles, Cal., Dec. 28, 1908; 1:05, Fern L., 3yrs, 80lbs, Seattle, Aug. 11, 1908, and Colloquy, 4yrs, 106lbs, at Los Angeles, Cal., Dec. 19, 1908.
 6 furlongs, less 170 feet (Futurity course)—1:08, Kingston, aged, 139lbs, Sheepshead Bay, L. I., June 22, 1891.
 6 furlongs—1:08, Artful, 2yrs, 130lbs, Morris Park, straight course, Oct. 15, 1904; 1:11, Chapultepec, 3yrs, 112lbs, Los Angeles, Cal., Dec. 28, 1908, and Prince Ahmed, 5yrs, 117lbs, Empire City, July 29, 1909.
 $\frac{6}{8}$ furlongs—1:16, Lady Vera, 2yrs, 90lbs, Belmont Park, straight track, Oct. 19, 1906; 1:17, Brookdale Nymph, 4yrs, 124lbs, Belmont Park, circular course, Oct. 14, 1907; 1:18, Oxford, 4yrs, 118lbs, Belmont Park, circular course, Oct. 15, 1906; 1:18, Mineola, 3yrs, 103lbs, Sheepshead Bay, July 5, 1904; also by Martinmas, 3yrs, 90lbs, Sheepshead Bay, Sept. 7, 1904; also by Aeronaut, 3yrs, 107lbs, Belmont Park, Oct. 9, 1905.
 $\frac{3}{4}$ mile—1:22, Rosenb, 5yrs, 126lbs, Belmont Park, New York, Oct. 16, 1906; 1:22, Sir Lynnwood, 3yrs, 99lbs, Saratoga, Aug. 9, 1906; 1:24, Belle B., 5yrs, 105lbs, Monmouth Park, straight course, July 8, 1890.
 $\frac{7}{8}$ furlongs—1:31, Restigouche, 3yrs, 106lbs, Belmont Park, May 29, 1908; 1:32, Dainty, 4yrs, 109 lbs, Oakland, Cal., Dec. 19, 1904, and Welbourne, 3yrs, 94lbs, Belmont Park, June 6, 1906.
 1 mile—1:35, against time, Salvator, 4yrs, 110lbs, Monmouth Park, straight course, Aug. 28, 1890; 1:37, in race, Kildeer, 4yrs, 91lbs, Monmouth Park, straight course, Aug. 13, 1892; 1:37, Centre Shot, 3yrs., 105lbs, Los Angeles, Cal., Dec. 22, 1908; 1:37, Dick Welles, 3yrs, 112lbs, Harlem, Aug. 14, 1903; Klamesha, 3yrs, 104lbs, Belmont Park, Oct. 9, 1905, and Fern L., 3yrs, 80lbs, Seattle, Aug. 15, 1908.
 1 mile and 20 yds—1:39, Col. Ashmeade, Churchill Downs, Ky., Oct. 5, 1911; 1:40, Maid Marian, 4rs, 101lbs, Washington Park, July 19, 1903; Macy, 4yrs, 106lbs, Washington Park, July 2, 1895.
 1 mile and 25 yds—1:45, Ruperta, 3yrs, 107lbs, Latonia, Ky., July 4, 1890.
 1 mile and 50 yds.—1:41, Haviland, 6yrs, 98lbs, Washington Park, July 7, 1903.
 1 mile and 70 yds.—1:42, Jiminez, 101lbs, Harlem, Sept. 5, 1901; Dalvay, 3yrs, 96lbs, same course, Aug. 31, 1904, and Convent Belle, 4yrs, 94lbs, Seattle, Aug. 24, 1908.

1 mile and 100 yds.—1:44, Grand Opera, 4yrs, 77 lbs, Harlem, Aug. 12, 1903.
 1-16 miles—1:43, Gretna Green, Fort Erie, Ont., Aug. 28, 1909; 1:44, Royal Tourist, 3yrs, 104lbs, Oakland, Nov. 11, 1908, and Moquette, 4yrs, 102lbs, Latonia, June 8, 1909.
 $\frac{1}{2}$ miles—1:50, Vox Populi, 3yrs, 110lbs, Los Angeles, Cal., Dec. 19, 1908; 1:50, Charles Edward, 3yrs, 126lbs, Brighton Beach, July 16, 1907, and Green Seal, 4yrs, 107lbs, Seattle, Aug. 20, 1908.
 1-3-16 miles—1:57, Scintillant II., 4yrs, 109lbs, Harlem, Sept. 1, 1902.
 $\frac{1}{4}$ miles—2:02, Broomstick, 3yrs, 104lbs, Brighton Beach, July 9, 1904, and Olambala, 4yrs, 122lbs, Sheepshead Bay, July 2, 1910.
 1 mile and 500 yds.—2:10, Bend Or, 4yrs, 115lbs, Saratoga, July 25, 1892.
 1-5-16 miles—2:09, Ballot, 4yrs, 126lbs, Sheepshead Bay, July 1, 1908; 2:10, Ironsides, 3yrs, 107lbs, Belmont Park, Oct. 8, 1906, and Bedouin, 111lbs, Belmont Park, Oct. 2, 1905.
 $\frac{1}{2}$ miles—2:17, Irish Lad, 4yrs, 126lbs, Sheepshead Bay, June 25, 1904.
 $\frac{1}{4}$ miles—2:30, Goodrich, 3yrs, 102lbs, Washington Park, July 16, 1898.
 $\frac{1}{2}$ miles—2:45, Fitz Herbert, 3yrs, 122lbs, Sheepshead Bay, July 13, 1909; 2:45, Africander, 3yrs, 126lbs, Sheepshead Bay, July 7, 1903.
 $\frac{1}{2}$ miles—2:57, Major Daingerfield, 4yrs, 120lbs, Morris Park, Oct. 3, 1903.
 $\frac{1}{2}$ miles—3:17, Orcagna, Oakland, Cal., March 2, 1909.
 2 miles—3:25, Fitz Herbert, 3yrs, 105lbs, Baltimore, Md., Nov. 8, 1909.
 $\frac{2}{5}$ miles—3:42, Joe Murphy, 4yrs, 99lbs, Harlem, Aug. 30, 1894.
 $\frac{2}{5}$ miles—3:49, Ethelbert, 4yrs, 124lbs, Brighton Beach, Aug. 4, 1900.
 $\frac{2}{5}$ miles—4:24, Kyrat, 3yrs, 88lbs, Newport, Ky., Nov. 8, 1899.
 $\frac{2}{5}$ miles—4:58, Ten Broeck, 4yrs, 110lbs, Lexington, Ky., Sept. 16, 1876.
 $\frac{2}{5}$ miles—4:58, Hubbard, 4yrs, 107lbs, Saratoga, Aug. 9, 1870.
 $\frac{3}{4}$ miles—5:19, Mamie Algol, 5yrs, 105lbs, City Park, New Orleans, Feb. 16, 1907.
 4 miles—7:11, Lucretia Borgia, 4yrs, 85lbs, against time, Oakland, Cal., May 20, 1897; 7:16, The Bachelor, 6yrs, 113lbs, Oakland, Cal., Feb. 22, 1899.
 10 miles—26:18, Mr. Brown, 6yrs, 160lbs, Rancocas, N. J., March 2, 1880.

HEAT RACING.

$\frac{1}{4}$ mile—2:14, :22, Sleepy Dick, aged, Kiowa, Kas., Nov. 24, 1888.
 $\frac{1}{2}$ mile—4:7, :47, Quirt, 3yrs, 122lbs, Vallejo, Cal., Oct. 5, 1894; :48, :48, Eclipse, Jr., 4yrs, Dallas, Tex., Nov. 1, 1890.
 $\frac{3}{8}$ mile—1:00, 1:00, Kittle Pease, 4yrs, Dallas, Tex., Nov. 2, 1887.
 $\frac{5}{8}$ furlongs—1:09, 1:08, 1:09, Dock Wick, 4yrs, 100lbs, St. Paul, Minn., Aug. 5, 1891.
 $\frac{3}{4}$ mile—1:10, 1:12, Tom Hayes, 4yrs, 107lbs, Morris Park, straight course, June 17, 1892; 1:13, 1:13, Lizzie S., 5yrs, 118lbs, Louisville, Ky., Sept. 28, 1883.
 1 mile—1:41, 1:41, Guido, 4yrs, 117lbs, Washington Park, July 11, 1891; 1:43, 1:44, 1:47, L'Argentine, 6yrs, 115lbs, St. Louis, Mo., June, 1879.
 1-1-16 miles—1:50, 1:48, Silpalong, 5yrs, 115lbs, Washington Park, Sept. 25, 1885.
 $\frac{1}{2}$ miles—1:56, 1:54, What-er-Lou, 5yrs, 119lbs, San Francisco, Feb. 18, 1899.
 $\frac{1}{4}$ miles—2:10, 2:14, Glenmore, 5yrs, 144lbs, Sheepshead Bay, Sept. 25, 1880.
 $\frac{1}{2}$ miles—2:41, 2:41, Patsy Duffy, aged, 115lbs, Sacramento, Cal., Sept. 17, 1884.
 2 miles—3:33, 3:31, Miss Woodford, 4yrs, 107, 105lbs, Sheepshead Bay, Sept. 20, 1884.
 3 miles—5:27, 5:29, Norfolk, 4yrs, 100lbs, Sacramento, Cal., Sept. 25, 1865.
 4 miles—7:23, 7:41, Ferda, 4yrs, 105lbs, Sheepshead Bay, Sept. 18, 1880.

OVER HURDLES.

1 mile, 4 hurdles—1:49, Bob Thomas, 5yrs, 140lbs, Chicago, Ill., Aug. 13, 1890.
 5yrs beats 4 hurdles—1:50, 1:50, Joe Rhodes, 5yrs, 140lbs, St. Louis, Mo., June 4, 1878.
 $\frac{1}{2}$ miles, 5 hurdles—2:02, Winslow, 4yrs, 138lbs, Chicago, Ill., Aug. 29, 1883.

- 1 1/4 miles, 5 hurdles—2:16, Jim McGowan, 4yrs, 127lbs, Brighton Beach, Coney Island, Nov. 9, 1882.
- 1 3/4 miles, 5 hurdles—2:35, Guy, aged, 155lbs, La-tonia, Ky., Oct. 8, 1885.
- 1 1/2 miles, 6 hurdles—2:46 1/4, Ludovic, 102lbs, San Francisco, Nov. 14, 1894; 2:47, Kitty Clark, 3yrs, 130lbs, Brighton Beach, Coney Island, Aug. 23, 1881, and Speculation, 6yrs, 125lbs, same course, July 19, 1881.
- 1 1/4 miles, 7 hurdles—3:16, Turfman, 5yrs, 140lbs, Saratoga, N. Y., Aug. 7, 1882.
- 1 1/4 miles, 7 hurdles—3:17, Kitty Clark, 4yrs, 142lbs, Monmouth Park, N. J., July 12, 1882.
- 2 miles, 8 hurdles—3:47 1/2, Tom Leathers, aged, 117 lbs, New Orleans, La., April 16, 1875.
- Steeplechase, full course—4:15, Disturbance, aged, 155lbs, Jerome Park, 1883; 4:21, Jim McGowan, 5yrs, 160lbs, Jerome Park, 1883.

LONG-DISTANCE RIDING.

- 10 miles—20:02, Miss Belle Cook, 5 horses, changing five times, Minneapolis, Minn., Sept. 10, 1882.
- 20 miles—40:59, Little Cricket, changing horses at will, Minneapolis, Minn., Sept. 7, 1882.
- 50 miles—1:50:03 1/2, Carl Pugh, ten horses, changing at will, match race, San Bernardino, Cal., July 7, 1883. Woman, 2:37, to Miss Nellie Burke, Galveston, Tex., Feb. 24, 1884.
- 60 miles—2:33:00, George Osbaldiston, 11 horses, Newmarket, England, Nov. 5, 1831.
- 100 miles—4:19:40, George Osbaldiston, 16 horses, as above.

BEST TROTTING RECORDS.

- 1/4 mile—2:28 1/2, Major Delmar (with wind shield), Empire track, New York, Sept. 25, 1903.
- 1/2 mile—57 1/2, Uhlman (paced by runner), at Cleveland, July 13, 1911; 58 1/2, Lou Dillon, at Cleveland, Sept. 17, 1904; in race, 1:01, Major Delmar, Memphis, Oct. 23, 1903.
- 1 mile—1:58 1/4, Lou Dillon, Memphis, Tenn., Oct. 24, 1903 (with wind shield); best mile by gelding, 1:59 3/4 (with wind shield), Major Delmar, Memphis, Tenn., Oct. 27, 1903. Best mile by stallion, 2:01, The Harvester, at Columbus, O., Sept. 21, 1910 (without wind shield); 2:01, Lou Dillon, Memphis, Tenn., Nov. 11, 1904, and 2:01 1/4, Major Delmar, Memphis, Tenn., Oct. 24, 1904, both without wind shield; in a race, 2:01 1/4, Hamburg Belle, North Randall, O., Aug. 25, 1909.
- 1 mile, yearlings—Best mile by a filly, 2:19 1/4, Miss Stokes, Lexington, Ky., Sept. 17, 1909. Best mile by a colt, 2:23, Adbell, San Jose, Cal., Sept. 28, 1894; race record, 2:26, Adbell, Woodland, Cal., Aug. 27, 1894.
- 1 mile, 2-year-olds—Best mile by a filly, 2:07 1/4 (in race), Native Belle, Lexington, Ky., Oct. 6, 1909. Best mile by a colt (in race), 2:09 1/4, Justice Brooke, Lexington, Ky., Oct. 3, 1910. Best mile by a gelding, 2:14 1/4, Endow, Lexington, Ky., Oct. 14, 1899 (race record).
- 1 mile, 3-year-olds—Best mile by a colt (in race), 2:04 1/4, Colorado E., at Lexington, Ky., Oct. 15, 1910. Best mile by a filly (against time), 2:06 1/4, Native Belle, Lexington, Ky., Oct. 14, 1910. Best mile by a trotting stallion (in race), 2:11 1/4, Silent Brigade, at Lexington, Ky., Sept. 16, 1910; against time, 2:08 1/4, Kentucky Todd, Columbus, O., Sept. 19, 1907; 2:09 1/4, Gen. Watts, Readville, Mass., Aug. 20, 1907. Best mile by a gelding, 2:08 1/4, Peter Thompson, Detroit, Mich., Sept. 19, 1911. Best mile on half-mile track, 2:19 1/4, Rip, Greensburg, Pa., Aug. 6, 1909.
- 1 mile, 4-year-olds—Best mile by a colt, 2:05 1/4, Directum, Nashville, Tenn., Oct. 18, 1893 (race record). Best mile by a filly (in race), 2:04 1/4, Joe, Lexington, Ky., Oct. 13, 1910. Best mile by a gelding, 2:08, John Nolan, Louisville, Ky., Sept. 28, 1898 (race record), and Boralma, Lexington, Ky., Oct. 4, 1900 (race record).
- 1 mile, 5-year-olds—Best mile by a colt, 2:06 1/4, Ralph Wilkes, Nashville, Tenn., Oct. 19, 1894, and Bingen, Louisville, Ky., Sept. 26, 1898 (later a race record). Best mile by a mare, 1:58 1/4, Lou Dillon, as above. Best mile by stallion (in race), 2:02, The Harvester, Buffalo, N. Y., Aug. 17, 1910. Best mile by a gelding, 2:07, Lord Derby, New York, Sept. 10, 1900.
- 1 mile, fastest two-heat race—2:01 1/4, 2:01 1/4, Hamburg Belle, North Randall, O., Aug. 25, 1909. By

- a stallion, 2:04 1/4, 2:03 1/4, The Harvester, at Cleveland, O., Aug. 13, 1910.
- 1 mile, fastest three heat race—By a mare, 2:04 1/4 (Spanish Queen), 2:04 1/4, Billy Burke, Syracuse, N. Y., Sept. 11, 1911; by a stallion, 2:07 1/2, 2:06, 2:06, Cresceus, Cleveland, O., Aug. 1, 1900; Tommy Britton, Columbus, O., Aug. 4, 1899; by gelding, 2:04 1/4, 2:05 1/4, 2:05 1/2, Country Jay, 14yrs., Kalamazoo, Mich., July 29, 1910.
- 1 mile, fastest four heat race—2:05 1/2 (Grace), 2:05 1/4, 2:05 1/4, 2:05 1/4, Soprano, Colouabus, O., Sept. 30, 1911.
- 1 mile, fastest five-heat race—2:05 1/4, 2:04 1/2, 2:05, 2:08 1/2, 2:09, Sweet Marie, Lexington, Ky., Oct. 6, 1904 (Tiverton won the first and second heats).
- By 3-year-olds, 2:09 1/4, 2:09 1/4, 2:11 1/4, 2:13, 2:09 1/4, Grace Bond, Memphis, Tenn., Oct. 4 (Alta Axworthy won the third and fourth heats).
- 1 mile, fastest six-heat race—2:09 1/4, 2:09 1/4, 2:07 1/2, 2:08, 2:08, 2:09 1/4, Ozanam, Lexington, Oct. 9, 1902 (Major Delmar won the first and Prince Orange the third and fourth heats).
- 1 mile, over half-mile track—By a gelding, 2:02 1/4, Uhlman, Goshen, N. Y., Aug. 24, 1911; by a mare, 2:07, Sweet Marie, Allentown, Pa., Sept. 21, 1907; by 3-year-old mare, 2:15 1/4, Ruth Dillon, Crawfordsville, Ind., Aug. 29, 1907; by a stallion, 2:08, Cresceus, Omaha, Neb., Sept. 19, 1903; by a stallion in a three-heat race, 2:10 1/4, 2:10 1/4, 2:10 1/4, Joe Bowers, Aurora, Ill., July 29, 1911.

- 1 1/4 miles—2:22 1/2, Major Delmar, Memphis, Oct. 23, 1902.
- 2 miles—4:15 1/4, The Harvester, Lexington, Ky., Oct. 13; 4:17, Cresceus, Memphis, Tenn., Oct. 31, 1902; race record, 4:36 1/2, Nightingale, Buffalo, N. Y., Aug. 9, 1894. On half-mile track, 4:46, Masconoma, Lewiston, Me., Sept. 7, 1906.
- 3 miles—6:55 1/2, Nightingale, Nashville, Tenn., Oct. 20, 1893; race record, 7:19 1/2, Bishop Hero, Oakland, Cal., Oct. 7, 1893.
- 4 miles—10:12, Senator L., San Jose, Cal., Nov. 1, 1894; race record, 11:05, Lady Dooley, San Francisco, Cal., July 1, 1869.
- 5 miles—12:30 1/4, Bishop Hero, Oakland, Cal., Oct. 14, 1893 (race record).
- 6 miles—16:08, against time, Long Time, Denver, Col., May 31, 1893.
- 10 miles—26:15, Pascal, New York city, Nov. 2, 1893; race record, 27:23 1/4, Controller, San Francisco, Cal., Nov. 23, 1878.
- 20 miles—58:25, Capt. Macgowan, Boston, Mass., Oct. 2, 1865.
- 50 miles—3:52:00, Ginger, Bath Road, England, July 10, 1887; America, 3:55:40 1/2, Ariel, Albany, N. Y., May 5, 1846.
- 100 miles—8:55:53, Conqueror, Long Island, Nov. 12, 1853.

TROTTING TO WAGON.

- 1/2 mile—56 1/4, Uhlman (paced by runner), Cleveland, O., Aug. 10, 1911.
- 1 mile—2:00, Lou Dillon, Memphis, Tenn., Oct. 28, 1903, and Uhlman, Cleveland, O., Aug. 8, 1911; two successive heats, 2:05 1/4 and 2:04 1/4, Major Delmar, Cleveland, O., Oct. 7, 1905.
- 2 miles—4:38, Pelegon, Belmont, Philadelphia, Oct. 20, 1909.
- 3 miles—7:20 1/4, Ed Bryan, Point Breeze, Philadelphia, Nov. 8, 1905.
- 5 miles—13:16, Fillmore, San Francisco, April 18, 1863 (race record).
- 10 miles—29:04 1/4, Julia Aldrich, San Francisco, Cal., April 20, 1878 (race record).
- 20 miles—68:57, Controller, San Francisco, April 20, 1878.
- 50 miles—3:58:08, Spangle, Union course, Long Island, Oct. 15, 1855.

TROTTING TO HIGH SULKY.

- 1 mile—2:05, Lou Dillon, Cleveland, O., Sept. 11, 1903; 2:07, Major Delmar, Memphis, Tenn., Oct. 26, 1904 (nonball-bearing sulky); 2:08 1/4, Maud S., Glenville, 1885.

TROTTING UNDER SADDLE.

- 1 mile—2:10 1/2, Country Jay, Cleveland, O., Aug. 13, 1909.

BEST PACING RECORDS.

- 1/4 mile—27 1/4, Dan Patch, Memphis, Tenn., Oct. 27, 1903; 28, Star Pointer, Sept. 28, 1897 (against time, accompanied by a running horse).
- 1/2 mile—56, Dan Patch, Memphis, Tenn., Oct. 27,

1903 (against time); :57¼, Star Pointer, Philadelphia, Pa., Sept. 17, 1898 (against time, accompanied by a running horse).
 ¾ mile—1:26¼, Prince Alert (with wind shield), Empire track, New York, Sept. 23, 1903.
 1 mile—1:55, Dan Patch, St. Paul, Sept. 8, 1906 (with dust shield, a runner in front and at one side); 1:55¼, Dan Patch, Lexington, Ky., Oct. 7, 1905 (with wind shield and runner at side); 1:58, Dan Patch, Memphis, Tenn., Nov. 1, 1905 (with-out wind shield); 1:58½, Minor Heir (without wind shield), Indianapolis, Ind., Sept. 16, 1910; fastest in competition, 1:59, by Minor Heir, at Indianapolis, Ind., Sept. 12, 1910. Best mile by a mare, 2:00¼, Dariel, Memphis, Tenn., Oct. 24, 1903.
 1 mile, yearlings—Best mile by a colt against time, 2:22, Rosedale, Stockton, Cal., Nov. 14, 1893; race record, 2:33¾, Ambulator, Sturgis, Mich., Sept. 28, 1893. Best mile by a filly against time, 2:20¾, Belle Acton, Lyons, Neb., Oct. 14, 1892; race record, 2:30¼, Belle Acton, Topeka, Kas., Sept. 14, 1892. Best mile by a gelding, 2:28¾, Rollo, Independence, Iowa, Oct. 27, 1891.
 1 mile, 2-year-olds—Best mile by a colt against time, 2:07¾, Directly, Galesburg, Ill., Sept. 20, 1894; race record, 2:11, Symbeler, Dallas, Tex., Nov. 3, 1894. Best mile by a filly, 2:10¾, Ecstasy, Lexington, Ky., Oct. 15, 1898 (race record regardless of sex).
 1 mile, 3-year-olds—2:05¼, Miss Deforest, Lexington, Ky., Oct. 6, 1911, best mile by a gelding, 2:09¼, Agitator, Woodland, Cal., Aug. 27, 1896, and King of Diamonds, Lexington, Ky., Oct. 17, 1896.
 1 mile, 4-year-olds—Best mile by a colt against time, 2:04, Online, Sioux City, Oct. 12, 1894; race record, 2:04½, Searchlight, Dubuque, Iowa, Aug. 23, 1898; Be Sure, Terre Haute, Ind., Aug. 9, 1895, and Ananias, Terre Haute, Ind., Sept. 29, 1897.
 1 mile—Best mile by a filly, 2:05¾, The Maid, Columbus, O., Aug. 2, 1899 (race record). Best mile by a gelding, kite-shaped track, W. Wood, Stockton, Cal., Nov. 1, 1892; race record, 2:07¼, Palmyra Boy, Indianapolis, Ind., Sept. 14, 1897, and King of Diamonds, St. Joseph, Mo., Aug. 23, 1897.
 1 mile, 5-year-olds—Best mile by a stallion, 2:03¼, Searchlight, Columbus, O., Aug. 2, 1899 (race record). Best mile by a mare, 2:05¾, Bessie Conehill, Terre Haute, Ind., Sept. 29, 1897 (race record). Best mile by a gelding, 2:02¾, Baney, Cleveland, O., July 24, 1900 (race record).
 1 mile, fastest two-heat race—2:01½, 2:01, Minor Heir, Terre Haute, Ind., July 17, 1908. By a mare, 2:03, 2:03¼, The Broncho, Cleveland, O., Aug. 3, 1906.
 1 mile, fastest three-heat race—2:00¾, 2:02¼, 2:03½, Bolivar, Readville, Mass., Aug. 25, 1906; 2:02¾, 2:01¾, 2:02, Independence Boy, Columbus, O., Aug. 17, 1911; fastest three consecutive heats, 2:03, 2:03¼, 2:02¾, The Broncho, Cleveland, O., Aug. 3, 1906; 2:03¼, 2:02½, 2:03¼, Lady Maud C., Springfield, Ill., Oct. 8, 1909; 2:02½, 2:03½, 2:03¾, Star Pointer, Boston, Mass., Sept. 18, 1896; by a stallion in a race, 2:03¼, 2:02, 2:02¼, Vernon McKinney, Columbus, O., Aug. 19, 1911.
 1 mile fastest four-heat race—2:03, 2:02, 2:03¼, 2:02¾ (second heat won by Earl, Jr.), Evelyn W., Columbus, O., Aug. 22, 1911; fastest fourth heat in a race, 2:02¼, as above.
 1 mile, fastest five-heat race—2:01¾, 2:01, 2:05¼, 2:08, 2:07, Minor Heir, Terre Haute, Ind., July 17, (The Eel won the third and fourth heats).
 1 mile, fastest six-heat race—2:07¼, 2:05¾, 2:04¼, 2:05¼, 2:07¼, 2:06¼, Planet, Columbus, O., Aug. 7, 1897 (Alleen won first and Frank Bogash second and third heats); 2:04½, 2:04¾, 2:05¾, 2:05¾, 2:07, 2:08¾, Anaconda, Terre Haute, Ind., Sept. 21, 1898 (Bumps won first and second and Directly third heats).
 1 mile, fastest seven-heat race—2:00¼, 2:02, 2:05¾, 2:08½, 2:06¾, 2:06¾, 2:07½ (first two by Minor Heir, last three by The Eel, fourth by Copa de Oro and last three by Jersey B.), Lexington, Ky., Oct. 6, 1908.
 1 mile, half-mile track—2:04¼, Joe Patchen, Boston, Mass., Oct. 28, 1896; race record, 2:04¾, Joe Patchen, Lima, O., July 4, 1900, and Prince Alert, Alhertown, Pa., Sept. 25, 1901.

2 miles—4:19¾, Chehalis, Salem, Ore., Oct. 7, 1897; by a stallion, 4:24¼, Nervolo, Memphis, Oct. 29, 1902.
 3 miles—7:31¼, Elastic Pointer, Kendallville, Ind., Sept. 30, 1909; race record, 7:44, James K. Folk, Centerville, L. I., Sept. 13, 1847.
 4 miles—10:10, Joe Jefferson, Knoxville, Iowa, Nov. 13, 1891; race record, 10:34¼, Longfellow, San Francisco, Cal., Dec. 31, 1869.
 5 miles—12:54¾, Lady St. Clair, San Jose, Cal., Dec. 11, 1874 (race record and to wagon).
 PACING TO WAGON.
 1 mile—1:57¼, Dan Patch, Memphis, Tenn., Oct. 27, 1903; best three heats in race, 2:06¼, 2:04½, 2:06¼, Angus Pointer, Memphis, Tenn., Oct. 20, 1904 (Baron Grattan won first heat). Best mile by mare (against time), 2:04½, Aileen Wilson, Lexington, Ky., Oct. 13, 1910.
 3 miles—7:53, Longfellow, Sacramento, Cal., Sept. 21, 1868.
 5 miles—12:54¾, Lady St. Clair, as above.
 TEAMS TO POLE.
 ¼ mile—:29¾, Hontas Crooke and Prince Direct, Cleveland, O., July 22, 1905.
 ½ mile—1:06¾, Prince Direct and Morning Star, Memphis, Tenn., Oct. 21, 1904.
 1 mile—2:02¾, Hedgewood Boy and Lady Maud C., Grand Rapids, Mich., Aug. 13, 1909.

ONE-MILE TROTTING RECORDS.

Made since 1806.

Horse.	Time.	Month.	Year.
Yankee	2:59	June	1806
Boston Horse	2:48¾	August	1810
Trouble	2:43½		1826
Edwin Forrest	2:31½	May	1834
Lady Suffolk	2:29½	Oct. 9	1845
Pelham	2:28	July 2	1849
Highland Maid	2:27	June 15	1853
Flora Temple	2:24½	Sept. 2	1856
Flora Temple	2:22	Aug. 9	1859
Flora Temple	2:19¾	Oct. 7	1859
Dexter	2:19	July 30	1867
Dexter	2:17¼	Aug. 14	1867
Goldsmith Maid	2:17	Sept. 6	1871
Goldsmith Maid	2:16¾	June 9	1872
Goldsmith Maid	2:16	July 16	1874
Goldsmith Maid	2:15½	Aug. 7	1874
Goldsmith Maid	2:14¾	Aug. 12	1874
Goldsmith Maid	2:14	Sept. 2	1874
Rarus	2:13¾	Aug. 3	1873
St. Julien	2:12¾	Oct. 25	1879
Maud S.	2:11¾	Aug. 12	1880
St. Julien	2:11¼	Aug. 27	1880
Maud S.	2:10¾	Sept. 18	1880
Maud S.	2:10¼	July 13	1881
Maud S.	2:10¼	Aug. 11	1881
Jay Eye See	2:10	Aug. 1	1884
Maud S.	2:09¾	Aug. 1	1884
Maud S.	2:09½	Nov. 11	1884
Maud S.	2:08¾	July 30	1885
Sunol	2:08¼	Oct. 20	1891
Nancy Hanks	2:07¼	Aug. 17	1892
Nancy Hanks	2:06¾	Aug. 31	1892
Nancy Hanks	2:04	Sept. 23	1892
Alix	2:03¾	Sept. 19	1894
The Abbot	2:03¼	Sept. 25	1900
Creseus	2:02¾	July 26	1901
Creseus	2:02¼	Aug. 2	1901
Lou Dillon	2:00	Aug. 24	1903
Major Delmar	2:00	Sept. 25	1903
*Creseus	1:59¾	Oct. 19	1903
Lou Dillon	1:58¾	Oct. 24	1903

*Not allowed.

ONE-MILE PACING RECORDS.

Made since 1839.

Horse.	Time.	Month.	Year.
Drover	2:28	Oct. 3	1839
Fannie Eilsler	2:27½	Aug. 2	1844
Unknown	2:23	Aug. 2	1844
Pet	2:21¼	Aug. 2	1851
Pet	2:19½	Sept. 9	1852
Panchoatas	2:17¼	June 21	1855
Yankee Sam	2:16¼	Oct. 21	1869
Sweetzer	2:16	Oct. 21	1877
Sleepy George	2:15	Aug. 7	1878
Sleepy Tom	2:14½	July 16	1879
Sleepy Tom	2:12¼	July 25	1879
Little Brown Jug	2:11½	Aug. 24	1881

Horse.	Time.	Month.	Year.
Johnston	2:10	Oct. 9.....	1893
Direct	2:06	Sept. 4.....	1891
Hal Pointer	2:05 1/4	Sept. 22.....	1892
Mascot	2:04	Sept. 29.....	1892
Robert J.....	2:03 3/4	Aug. 31.....	1894
Robert J.....	2:02 1/4	Sept. 6.....	1894
Robert J.....	2:01 1/2	Sept. 14.....	1894
John R. Gentry.....	2:00 1/2	Sept. 24.....	1896
Star Pointer.....	1:59 1/4	Aug. 28.....	1897
Dan Patch.....	1:59	Aug. 19.....	1903
Prince Alert.....	1:57	Sept. 23.....	1903
Dan Patch.....	1:56 1/4	Oct. 22.....	1903
Dan Patch.....	1:56	Oct. 26.....	1904
Dan Patch.....	1:55 1/4	Oct. 7.....	1905
Dan Patch.....	1:55	Sept. 8.....	1906

RECORDS LOWERED OR TIED IN 1911.

The best performances on the American turf in 1911, chronologically arranged, were as follows:

- Jan. 17—3 1/2 furlongs, running, :38%, Calisse, 2-year-old, Juarez, Mexico.
- July 13—1/2 mile, trotting, :57 1/2, Uhlan, North Randall track, Cleveland, O.
- July 29—1 mile, three heats on half-mile track, trotting by stallion, 2:10 3/4, 2:10 1/4, 2:10 1/4, Joe Bowser, Aurora, Ill.
- Aug. 8—1 mile, trotting to wagon, 2:30, Uhlan, North Randall track, Cleveland, O.
- Aug. 10—1 mile, pacing, three fastest heats in a race, 2:01 1/2, Independence Boy; 2:02 1/4, 2:03 1/4, Earl, Jr., North Randall track, Cleveland, O.
- Aug. 11—1/2 mile trotting to wagon, :56 1/4, Uhlan (paced by runner), North Randall track, Cleveland, O.
- Aug. 17—i mile, pacing, fastest average for three heats in a race, 2:02 3/4, 2:01 3/4, 2:02; average, 2:02 1/4; Independence Boy, Columbus, O.
- Aug. 19—1/2 mile, pacing, fastest three heats in a race, 1:01 1/2, 1:00 3/4, 1:01 1/2, Hal Chaffin, Milwaukee, Wis.
- Aug. 21—1 mile, pacing, fastest three heats by a stallion in a race, 2:02 1/4, 2:02, 2:02 1/4; average, 2:02 1/4; Vernon McKinney, Columbus, O.
- Aug. 22—1 mile, pacing, fastest fourth heat ever paced in a race, 2:02 1/4, Evelyn W., Columbus, O.
- Aug. 22—1 mile, pacing, fastest four heat race ever paced, 2:03 (Evelyn W.), 2:03 (Earl, Jr.), 2:03 1/2, 2:02 1/4, Evelyn W.; average, 2:02 15-16; Columbus, O.
- Aug. 24—1 mile, trotting, on half-mile track, 2:02 3/4, Uhlan, Goshen, N. Y., world's record.
- Sept. 11—1 mile, trotting, fastest three heats in a race, 2:04 1/4 (Spanish Queen), 2:04 1/4, 2:04 1/4, Billy Burke, Syracuse, N. Y.
- Sept. 30—1 mile, trotting, fastest four heats in a race, 2:05 1/2 (Grace), 2:05 3/4, 2:05 1/4, 2:05 1/4, Soprano, Columbus, O.
- Sept. 19—1 mile, trotting, world's record for 3-year-old geldings, 2:08 1/4, Peter Thompson, Detroit, Mich.
- Oct. 5—1 mile 20 yards, running, 1:39%, Col. Ashmeade, Churchill Downs, Ky.
- Oct. 6—1 mile, pacing by 3-year-olds, 2:05 1/4, Miss Deforest, Lexington, Ky.; world's record.

POWER-BOAT RACING.

MISSISSIPPI VALLEY REGATTA.

The fourth annual regatta of the Mississippi Valley Power-Boat association took place on the Mississippi river at Dubuque, Iowa, July 4-6, 1911. Summaries:

- 20-foot championship, 15 miles—Won by Pronto III., Kelson and Hilsinger, Bellevue, Iowa. Time, 32:39. Boats with three cylinders or less, 10 miles—Won by Chippewa Chief, Clinton, Iowa. Time, 31:50.
- 22-foot championship, 20 miles—Won by Missouri, H. Lippert, St. Louis. Time, 41:35.
- Cruisers, full equipment, 10 miles—Won by Alamo, Scribner and Iten, Clinton, Iowa. Time, 57:43.
- 26-foot championship, 20 miles—Won by Pronto III. Time, 44:30%.
- Boats with two cylinders or less, 5 miles—Won by Borum Jeric, Theodore Thompson, LaCrosse. Time, 18:25.
- 40-foot championship, 20 miles—Won by Disturber II., James A. Pugh, Chicago. Time, 37:30%.
- In a trial against time, Disturber II. covered a mile in 1:33—an average of 38.54 miles an hour.

Leading Lady of Galena, a 20-footer, owned by W. P. Cleveland, made a mile in 2 minutes—an average of 30 miles an hour.

WESTERN POWER-BOAT REGATTA.

The fourth annual regatta of the Western Power-Boat association took place on Peoria lake at Peoria, Ill., July 25-26, 1911. Following is a summary of the principal events:

20-foot class, 10 miles—Sand Burr II., Atlantic City, N. J., won; Regal Tiger, Peoria, second; Leading Lady, Galena, third; Comet, Bellevue, Iowa, fourth; Scamp III., Davenport, Iowa, fifth. Time, 19:59 1/2.

32-foot class, 20 miles—Sand Burr II., won; Missouri, St. Louis, second; Regal Tiger, third; Water Witch, Muscatine, Iowa, fourth; Scamp III., fifth; A. K., Peoria, sixth; Leading Lady, seventh. Time, 37:51 1/2.

40-foot class, free for all, 25 miles—Red Top III., Bellevue, Iowa, won; Sand Burr II., second; Disturber II., Chicago, third; Premier III., Indianapolis, Ind., fourth. Time, 42:11.

26-foot class, 15 miles—Sand Burr II., won; Leading Lady, second; Scamp III., third; A. K., fourth; Water Witch, Muscatine, Iowa, fifth. Time, 26:57 1/2.

HARMSWORTH CUP.

Dixie IV., a 500 horsepower hydroplane representing America, won the annual motor-boat contest for the British international trophy, known as the Harmsworth cup, Sept. 5-6, 1911. The races took place on a thirty-mile triangular course at Huntington, L. I., England was represented by three boats, the principal one of which was the Pioneer, owned by the duke of Westminster. In the first race the Dixie IV. averaged 35.91 knots an hour and came in 59 seconds ahead of the Pioneer. In the second race the Pioneer's engine went wrong and Disturber II. of Chicago, another contender, was disabled to the point of sinking. The Dixie IV. had no trouble in winning. It was the seventh victory for America in the matches for the trophy.

GREAT LAKES CHAMPIONSHIP.

In the power-boat races on the Niagara river at Buffalo, N. Y., Sept. 15-16, 1911, the Dixie IV., owned by Frederick K. Burnham of New York, N. Y., won the free for all championship of the United States and the Buffalo chamber of commerce trophy. In competing for the great lakes championship (Sept. 16) the Dixie IV. ran on a rock and was completely wrecked. Two persons were badly injured in the accident. The race was won by Gretchen II., owned by John H. Hubbard of Pittsburgh.

CHICAGO-MICHIGAN CITY RACE.

June 17, 1911.

Class A.	Yacht and club.	Start.	Finish.	Elapsed time.
Arapahoe, Columbia.....	12:33:55	5:17:57	4:39:02	
Class B.				
Wa-wa-taysee, Jksn. Pk.....	12:56:45	5:50:55	4:53:10	
Frolic, Jackson Park.....	12:55:20	5:37:38	4:42:18	
Lark, Columbia.....	12:32:35	5:23:25	4:50:50	
Class C.				
Gloria, Columbia.....	12:52:48	5:21:55	4:29:07	
FleurdeLis, Columbia.....	12:52:48	5:25:20	4:32:32	
Class D.				
Francesca, Jackson Pk.....	12:28:00	5:58:08	4:30:08	
Dixie, Columbia.....	12:04:00	5:51:16	4:37:16	
Fearnought, Columbia.....	12:37:53	7:09:53	6:22:00	

NEW YORK TO HALIFAX.

The motor-boats Tramp, Caroline, Eronel and Snap Shot III. left Gravesend bay, New York, on the afternoon of July 22, 1911, for an ocean race to Halifax, N. S. The Caroline proved the winner, arriving at the goal at 1:30 p. m., July 25. The 533 miles were covered in exactly 57 hours.

POLO.

The American team of polo players retained possession of the international cup by defeating a challenging team of British cavalry officers at Meadowbrook, N. Y., June 1 and 9, by scores of 4 1/2 goals to 3 in the first match and 4 1/2 to 3 1/2 in the second.

YACHTING.

THE LIPTON CUP.

The tenth contest for the silver cup donated by Sir Thomas Lipton to the Columbia Yacht club of Chicago, to be competed for annually by 21 foot cabin class yachts, took place Aug. 18, 19 and 21, 1911, on Lake Michigan at Chicago. The first race was over a triangular course, two nautical miles to each leg, twice around; the second was over a windward and leeward course of twelve miles, with three mile legs, and the third was over a quadrangular course. Following is the official time of each race:

Yacht.	Start.	Finish.	Time.
Columbia	2:30	4:57:51	2:27:51
Jackson Park	2:30	5:02:43	2:32:43
Spray	2:30	5:04:31	2:34:31
Cherry	2:30	5:09:30	2:39:30
Susan II	2:30	5:12:30	2:42:30
Bug	2:30	5:12:32	2:42:32
New Illinois	2:30	5:13:24	2:43:24
Sprite*	2:30

*Disabled and did not finish.

FIRST RACE.

Yacht.	Start.	Finish.	Time.
Columbia	2:30	5:20:25	2:50:25
Susan II	2:30	5:25:25	2:55:25
Columbia	2:30	5:28:20	2:58:20
Bug	2:30	5:29:32	2:59:32
Cherry	2:30	5:33:00	3:03:00
Jackson Park	2:30	Disqualified.	
New Illinois	2:30	Withdrawn.	

SECOND RACE.

Yacht.	Start.	Finish.	Time.
Columbia	2:30	4:40:48	2:10:48
Susan II	2:30	4:42:35	2:12:35
Spray	2:30	4:51:57	2:21:57
Jackson Park	2:30	4:52:33	2:22:33
Bug	2:30	5:06:03	2:36:03
Cherry	2:30	Did not finish.	

THIRD RACE.

Yacht.	Start.	Finish.	Time.
Columbia	1:00	75	109
Spray	75	100	75
Susan II	50	87.5	87.5
Bug	37.5	62.5	50
Cherry	62.5	50	37.5
Jackson Park	87.5	62.5
New Illinois	25

FINAL STANDING.

Yacht.	First race.	Second race.	Third race.	Total
Columbia	100	75	109	275
Spray	75	100	75	250
Susan II	50	87.5	87.5	225
Bug	37.5	62.5	50	150
Cherry	62.5	50	37.5	150
Jackson Park	87.5	62.5	150
New Illinois	25	25

RECORD OF WINNERS.

- 1902—La Rita, Chicago.
 1903—La Rita, Chicago.
 1904—Ste. Claire, Detroit.
 1905—Ste. Claire, Detroit.
 1906—Cherry Circle, Chicago.
 1907—Cherry Circle, Chicago.
 1908—Chicago, Chicago.
 1909—Spray, Chicago.
 1910—Spray, Chicago.
 1911—Columbia, Chicago.

THE LIPTON TROPHY.

The second race for the special trophy donated by Sir Thomas Lipton was sailed over a fifteen mile triangular course on Lake Michigan at Chicago July 15, 1911. It was won by the flagship Valmore, owned and sailed by Commodore William Hale Thompson, which covered the course in the corrected time of 2:35:25. James O. Heyworth's yawl Polaris was second in 2:40:55, while Mavourneen, Invader and Spray finished in the order named. Record of event:

Winner.	Time.	Winner.	Time.
1913—Valmore	3:24:10	1911—Valmore	2:35:23

SIR JOHN NUTTING CUP.

The fifth contest for the Sir John Nutting cup took place on Lake Michigan, off Chicago, Aug. 24 and 25, 1911. The competing yachts were of the 21 foot raceabout class, having a sail area of not more than 600 square yards, a weight of not less than 5,900 pounds and a crew of from three to five men. Only two races were sailed, Invader, flying the Chicago Yacht club's colors, winning both. The course was a twelve mile triangular one. Summary.

FIRST RACE.

Yacht.	Start.	Finish.	Time.
Invader, Chicago Y. C.	2:45:00	4:20:10	1:35:10
Aloha, Chicago Y. C.	2:45:00	4:25:10	1:35:10

SECOND RACE.

Yacht.	Start.	Finish.	Time.
Invader, Chicago Y. C.	2:30:00	4:32:20	2:02:30
Aloha, Chicago Y. C.	2:30:00	4:40:35	2:10:35
We're here, Jackson P. Y. C.	2:30:00	5:00:00	2:30:40

RECORD OF WINNERS.

1906—Pequod.	1909—Sand Hab.
1907—Pequod.	1910—Invader.
1908—No race.	1911—Invader.

THE AMERICA'S CUP.

RECORD OF RACES TO DATE.

1851—Aug. 22. In this, the year of the great exhibition in London, the Royal Yacht Club of England offered a cup to the winner of a yacht race around the Isle of Wight. The course was 60 miles in length and was won by the schooner-yacht America, designed by George Steers for John C. Stevens of the New York Yacht club. The America was 94 feet over all, 88 feet on the water line, 22½ feet beam and 11½ feet draft. There was no time allowance and the competing yachts ranged in size from a three-masted 392-ton schooner, the Brilliant, to the 47-ton cutter, the Aurora, which came in second in the race. The time of the America was 10 hours and 34 minutes; that of the Aurora was 24 minutes slower. The cup after that became known as the America's cup and has now been successfully defended for fifty-eight years.

1870—Aug. 8, New York Yacht club course: Magic, 3:58:21; Cambria, 4:37:38.

1871—Oct. 16, New York Yacht club course: Columbia, 6:19:41; Livonia, 6:46:45. Oct. 18, 20 miles to windward off Sandy Hook and return: Columbia, 3:07:41¾; Livonia, 3:18:15½. Columbia disabled in third race Oct. 19. Oct. 21, 20 miles to windward off Sandy Hook and return: Sappho, 5:39:02; Livonia, 6:09:23. Oct. 23, New York Yacht club course: Sappho, 4:16:17; Livonia, 5:11:55.

1876—Aug. 11, New York Yacht club course: Madeleine, 5:23:54; Countess of Dufferin, 5:34:53. Aug. 12, 20 miles to windward off Sandy Hook and return: Madeleine, 7:18:46; Countess of Dufferin, 7:46:00.

1881—Nov. 9, New York Yacht club course: Mischief, 4:17:00; Atalanta, 4:45:39¼. Nov. 10, 16 miles to leeward off Sandy Hook and return: Mischief, 4:54:53; Atalanta, 5:33:47.

1885—Sept. 14, New York Yacht club course: Puritan, 6:06:05; Genesta, 6:22:24. Sept. 16, 20 miles to leeward off Sandy Hook light and return: Puritan, 5:03:14; Genesta, 5:04:52.

1886—Sept. 9, New York Yacht club course: Mayflower, 5:26:41; Galatea, 5:38:43. Sept. 11, 20 miles to leeward off Sandy Hook light and return: Mayflower, 6:49:10; Galatea, 7:18:09.

1887—Sept. 27, New York Yacht club course: Volunteer, 4:53:18; Thistle, 5:12:41¾. Sept. 30, 20 miles to windward off Scotland light and return: Volunteer, 5:42:56¼; Thistle, 5:54:45.

1893—Oct. 7, 15 miles to windward off Sandy Hook light and return: Vigilant, 4:05:47; Valkyrie, 4:11:35. Oct. 9, triangular 30-mile course, first leg to windward: Vigilant, 3:25:01; Valkyrie, 3:35:26. Oct. 13, 15 miles to windward off Sandy Hook light and return: Vigilant, 3:24:39; Valkyrie, 3:25:19.

1895—Sept. 7, 15 miles to windward and return, east by south off Point Seabright, N. J.: Defender, 4:57:55; Valkyrie III, 5:08:44. Sept. 11, triangular course, 10 miles in each leg: Valkyrie, 3:55:09; Defender, 3:55:56; won by Defender on a foul. Sept. 13, Defender sailed over course and claimed cup and race; claim allowed.

1899—Oct. 16, 15 miles to windward and return, off Sandy Hook: Columbia, 4:53:53; Shamrock, 5:04:07. Oct. 17, triangular course, 10 miles to a leg: Columbia, 3:37:00; Shamrock snapped its topmast. Oct. 20, 15 miles to leeward and return: Columbia, 3:38:09; Shamrock, 3:43:26.

1901—Sept. 28, 15 miles to windward and return, off Sandy Hook; Columbia, 4:30:24; Shamrock II., 4:31:44. Oct. 3, triangular course; Columbia, 3:12:35; Shamrock II., 3:16:10. Oct. 4, 15 miles to leeward and return; Columbia, 4:32:57; Shamrock II., 4:33:38.
 1903—Aug. 22, 15 miles to leeward and return, off Sandy Hook; Reliance, 3:31:17; Shamrock III., 3:41:17. Aug. 25, triangular course, 10 miles to Reliance, 3:14:54; Shamrock III., 3:18:10. Sept. 3, 15 miles to windward and return; Reliance, 4:28:04; Shamrock III. did not finish.

THE EMPEROR'S CUP.

The first international ocean yacht race for a cup offered by the emperor of Germany was in 1905. The course was from Sandy Hook, N. J., to the Lizard, England, a distance of approximately 3,000 miles. The Atlantic, which was sailed by Capt. Charles Barr, won the race, arriving at the Lizard at 9:16 p. m., May 29, and beating the best previous record, made by the Endymion, by one day and sixteen and one-half hours. The actual elapsed time was twelve days and four hours, and the best day's run was 341 miles. The Hamburg came in second May 30 and the Valhalla third May 31.

RACE TO MACKINAC ISLAND.

The Chicago Yacht club's eighth annual race from Chicago to Mackinac Island was sailed July 22-24, 1911. E. O. Mills' thirty foot sloop Mavourneen, with a time allowance of 9:25:09, won, making the distance of 331 miles in 28:21:51, corrected time—a new record for the course. The Amorita, the scratch boat, finished first in 31:14:30. This also beat the old record, which was 31:24:06, made by the Valmore in 1910. The race was sailed in a strong gale and several of the competing yachts had to seek shelter. The Vencedor went ashore near Charlevoix and was wrecked. Winners of the event to date:

- | | |
|----------------|------------------|
| 1904—Vencedor. | 1908—Valmore. |
| 1905—Mistral. | 1909—Valmore. |
| 1906—Vanadis. | 1910—Valmore. |
| 1907—Vencedor. | 1911—Mavourneen. |

SONDER YACHT RACING.

In a series of five races between German and American yachts of the sonder class at Kiel, Germany, June 19-28, 1911, the Americans were victorious. The Biblot, owned by Harry Payne Whitney and R. W. Emmons, won first place with three victories, the Beaver and the Cima, both American, taking the other two. The German yachts Tilly XIV, Wannsee and Seehund III, were badly beaten, following the three Americans to the finish in every race except the third, in which Seehund III, was third and Cima fourth.

FELKER CHALLENGE CUP.

The annual yacht race for the Felker challenge cup took place on Lake Winnebago at Oshkosh, Wis., July 29, 1911, and was again won by the Kathryn of the Butte des Morts Yacht club. Summary of race:

Yacht.	Start.	Finish.
Kathryn	2:30:27	4:20:40
Menasha	2:30:50	4:24:05
Senorita	2:30:34	4:31:27
Gretchen	2:31:25	Capsized

In a race sailed July 27 the Kathryn won the Sawyer cup by taking first place in class A.

NORTHWESTERN REGATTA.

In the northwestern yachting regatta on Lake Geneva (Wis.), ending Aug. 12, 1911, the Merlin of White Bear won first place and the Dr. O. L. Schmidt cup in the class A races. The Phryne, also a White Bear boat, won the Geneva Yacht club trophy and the championship in the class B contest.

Edward Tilden is president of the Northwestern Yachting association; the secretary-treasurer is Fred A. Poore of Delavan. The 1912 regatta will be held on Delavan lake, Wis.

INLAND LAKES REGATTA.

In the Inland Lakes Yachting association regatta held at Oconomowoc, Wis., Aug. 21-26, 1911, Wax Wing of Delavan lake was the winner in class A.

Little Miss Fix It of Oconomowoc in class B and Swallow of Oconomowoc in class C. A special cup for class A boats was won by Phryne of White Bear lake and Handy Andy IV, won the Pelouse cup.

The officers of the association are: President—commodore, P. A. Valentine; secretary and treasurer, Commodore D. D. Herman, Lake Geneva; executive committee, Dr. O. L. Schmidt, Lake Geneva; Commodore Vandever, Minnetonka; Commodore S. W. Hollister, Oshkosh. The regatta of 1912 will be held at Oshkosh, Wis.

OCONOMOWOC REGATTA.

The thirty-third annual regatta of the Oconomowoc (Wis.) Yacht club was held on Lac La Belle, Oconomowoc, July 29, 1911. The class C trophy cup was won by Raymond Hamilton's Swallow in 1:13:52. The class A cup was won by Lester Armour's Handy Andy in 1:50:50.

MICHIGAN CITY RACE.

The Columbia Yacht club's annual race from Chicago to Michigan City was sailed June 17, 1911. The time prize was won for the second time by the Invader, a 21-foot raceboat, in 4:32:35, corrected time. The Vandal was second in 4:56:02. The class winners with corrected time of each follow:

- 21-foot class—Invader, 4:32:35.
- 21-foot cabin—Spray, 4:58:38.
- 35-foot class—Larikin, 4:54:00.
- Mixed class—Aeola, 5:58:44.
- 20-foot class—Bandit, 7:50:11.
- 25-foot class—Theima, 6:50:10.
- 30-foot class—Chloris, 5:47:53.
- Cruiser class—Mokhai, 9:33:20.

ROWING.

INTERUNIVERSITY RACES.

UNIVERSITY EIGHT-OARED.

In 1898 the race took place on Saratoga lake over a three-mile course; the other contests were on the four-mile course at Poughkeepsie, N. Y.
 June 26, 1896—(1) Cornell, 19:59; (2) Harvard, 20:08; (3) Pennsylvania, 20:18; (4) Columbia, 21:25.
 June 25, 1897—(1) Cornell, 20:34; (2) Yale, 20:44; (3) Harvard, 21:00.
 July 2, 1897—(1) Cornell, 20:47%; (2) Columbia, 21:20%; (3) Pennsylvania, swamped.
 July 2, 1898—(1) Pennsylvania, 15:51½; (2) Cornell, 16:06; (3) Wisconsin, 16:10; (4) Columbia, 16:21.
 June 27, 1899—(1) Pennsylvania, 20:04; (2) Wisconsin, 20:05½; (3) Cornell, 20:13; (4) Columbia, 20:20.
 June 30, 1900—(1) Pennsylvania, 19:44%; (2) Wisconsin, 19:46%; (3) Cornell, 20:04%; (4) Columbia, 20:08%; (5) Georgetown, 20:19%.
 July 2, 1901—(1) Cornell, 18:53¾; (2) Columbia, 18:58; (3) Wisconsin, 19:06%; (4) Georgetown, 19:21; (5) Syracuse, distanced; (6) Pennsylvania, distanced.
 June 21, 1902—(1) Cornell, 19:05%; (2) Wisconsin, 19:13%; (3) Columbia, 19:18%; (4) Pennsylvania, 19:26; (5) Syracuse, 19:31%; (6) Georgetown, 19:32.
 June 26, 1903—(1) Cornell, 18:57; (2) Georgetown, 19:27; (3) Wisconsin, 19:29%; (4) Pennsylvania, 19:30%; (5) Syracuse, 19:36%; (6) Columbia, 19:54.
 June 28, 1904—(1) Syracuse, 20:22%; (2) Cornell, 20:31%; (3) Pennsylvania, 20:32%; (4) Columbia, 20:45%; (5) Georgetown, 20:52%; (6) Wisconsin, 21:01%.
 June 28, 1905—(1) Cornell, 20:23%; (2) Syracuse, 21:47%; (3) Georgetown, 21:49; (4) Columbia, 21:53%; (5) Pennsylvania, 21:59%; (6) Wisconsin, 22:06%.
 June 25, 1906—(1) Cornell, 19:36%; (2) Pennsylvania, 19:42%; (3) Syracuse, 19:45%; (4) Wisconsin, 20:13%; (5) Columbia, 20:18%; (6) Georgetown, 20:35.
 June 26, 1907—(1) Cornell, 20:02%; (2) Columbia, 20:04; (3) Navy, 20:13%; (4) Pennsylvania, 20:33%; (5) Wisconsin (no time); (6) Georgetown (no time); (7) Syracuse (shell sunk).
 June 27, 1908—(1) Syracuse, 19:34%; (2) Columbia, 19:35%; (3) Cornell, 19:39; (4) Pennsylvania, 19:52%; (5) Wisconsin, 20:00%.
 July 2, 1909—(1) Cornell, 19:02; (2) Columbia, 19:04%; (3) Syracuse, 19:15%; (4) Wisconsin, 19:24%; (5) Pennsylvania, 19:32%.
 June 26, 1910—(1) Cornell, 20:42%; (2) Pennsylvania,

20:44%; (3) Columbia, 20:54%; (4) Syracuse, 21:13; (5) Wisconsin, 21:15%.

June 27, 1911—(1) Cornell, 20:10%; (2) Columbia, 20:16%; (3) Pennsylvania, 20:33; (4) Wisconsin, 20:34; (5) Syracuse, 21:03%.

FOUR-OARED RACES.

Poughkeepsie course, two miles.

July 2, 1901—(1) Cornell, 11:39%; (2) Pennsylvania, 11:45%; (3) Columbia, 11:51%.

June 21, 1902—(1) Cornell, 10:43%; (2) Pennsylvania, 10:54%; (3) Columbia, 11:08.

June 26, 1903—(1) Cornell, 10:34; (2) Pennsylvania, 10:35%; (3) Wisconsin, 10:55%; (4) Columbia, 11:14.

June 28, 1904—(1) Cornell, 10:53%; (2) Columbia, 11:12%; (3) Pennsylvania, 11:15%; (4) Wisconsin, 11:18%; (5) Georgetown, 11:34%.

June 28, 1905—(1) Syracuse, 10:15%; (2) Cornell, 10:17%; (3) Pennsylvania, 10:33%; (4) Columbia, 10:45; (5) Wisconsin, 10:52.

June 28, 1906—(1) Cornell, 10:34; (2) Syracuse, 10:45%; (3) Columbia, 10:55%; (4) Pennsylvania, 11:06%.

June 28, 1907—(1) Syracuse, 10:37%; (2) Cornell, 10:40; (3) Pennsylvania, 10:49; (4) Columbia, 10:59%.

June 27, 1908—(1) Syracuse, 10:52%; (2) Columbia, 11:06%; (3) Pennsylvania (disqualified for foul), 10:57%.

July 2, 1909—(1) Cornell, 10:01; (2) Syracuse, 10:10; (3) Columbia, 10:12; (4) Pennsylvania, 10:27.

June 26, 1910—(1) Cornell, 11:37%; (2) Syracuse, 11:42%; (3) Columbia, 11:48%; (4) Pennsylvania, 12:22.

June 27, 1910—(1) Cornell; (2) Syracuse; (3) Columbia; (4) Pennsylvania. No official time taken.

UNIVERSITY FRESHMAN EIGHTS.

Poughkeepsie course, two miles.

June 30, 1900—(1) Wisconsin, 9:45%; (2) Pennsylvania, 9:54%; (3) Cornell, 9:55%; (4) Columbia, 10:03.

July 2, 1901—(1) Pennsylvania, 10:20%; (2) Cornell, 10:23; (3) Columbia, 10:36%; (4) Syracuse, 10:44.

June 21, 1902—(1) Cornell, 9:34%; (2) Wisconsin, 9:42%; (3) Columbia, 9:49; (4) Syracuse, 9:53; (5) Pennsylvania, 10:05.

June 26, 1903—(1) Cornell, 9:18; (2) Syracuse, 9:22%; (3) Wisconsin, 9:32; (4) Columbia, 9:41; (5) Pennsylvania, 9:45.

June 28, 1904—(1) Syracuse, 10:01; (2) Cornell, 10:12%; (3) Pennsylvania, 10:18%; (4) Columbia, 10:28%.

June 28, 1905—(1) Cornell, 9:35%; (2) Syracuse, 9:49; (3) Columbia, 9:53; (4) Pennsylvania, 9:58%.

June 23, 1906—(1) Syracuse, 9:51%; (2) Cornell, 9:55; (3) Wisconsin, 9:55%; (4) Columbia, 10:07%; (5) Pennsylvania, 10:13%.

June 26, 1907—(1) Wisconsin, 9:58; (2) Syracuse, 10:03; (3) Pennsylvania, 10:04; (4) Columbia, 10:05%; (5) Cornell, 10:07%.

June 27, 1908—(1) Cornell, 9:29%; (2) Syracuse, 9:38%; (3) Columbia, 9:43; (4) Wisconsin, 9:55%; (5) Pennsylvania, 10:42.

July 2, 1909—(1) Cornell, 9:07%; (2) Syracuse, 9:14%; (3) Pennsylvania, 9:21; (4) Wisconsin, 9:22%; (5) Columbia, 9:26.

June 26, 1910—(1) Cornell, 10:40%; (2) Columbia, 10:53%; (3) Syracuse, 10:53%; (4) Pennsylvania, 11:09%; (5) Wisconsin, 11:15%.

June 27, 1911—(1) Columbia, 10:13%; (2) Cornell, 10:27; (3) Syracuse, 10:23%; (4) Pennsylvania, 10:24%; (5) Wisconsin, 10:38.

HARVARD-YALE RACES.

UNIVERSITY EIGHTS.

Year.	Winner.	Time.	Loser's time.
1876	Yale	22:02	22:33
1877	Harvard	24:36	24:44
1878	Harvard	20:44%	21:29
1879	Harvard	22:15	23:58
1880	Yale	24:27	25:09
1881	Yale	22:13	22:19
1882	Harvard	20:47	20:50½
1883	Harvard	24:26	25:59
1884	Yale	20:31	20:48
1885	Harvard	25:15½	26:30
1886	Yale	20:41½	21:05%
1887	Yale	22:56	23:14½
1888	Yale	20:10	21:24
1889	Yale	21:30	21:55
1890	Yale	21:29	21:40

Year.	Winner.	Time.	Loser's time.
1891	Harvard	27:23	21:57
1892	Yale	20:48	21:40
1893	Yale	25:01½	25:15
1894	Yale	22:47	24:40
1895	Yale	21:30	25:15
1899	Harvard	20:52½	21:13
1900	Yale	21:12%	21:37%
1901	Yale	23:27	23:45
1902	Yale	20:20	20:33
1903	Yale	20:19%	20:29%
1904	Yale	21:40½	22:10
1905	Yale	22:33½	22:36
1906	Harvard	23:02	23:11
1907	Yale	21:10	21:13
1908	Harvard	24:10	*
1909	Harvard	21:50	22:10
1910	Harvard	20:46½	21:04
1911	Harvard	22:44	23:40

*Time not taken. Yale stroke oar collapsed at end of 2½ miles.

Of the above races the first two were rowed on the Springfield (Mass.) course and the remainder on the New London course, which is four miles straightaway. There were no dual races in 1896, 1897 and 1898.

HARVARD-YALE FRESHMAN EIGHTS.

Two miles.

Year.	Winner.	Time.	Loser's time.
1901	Yale	10:37%	10:58
1902	Dead heat.	10:13	10:13
1903	Yale	9:43%	9:48%
1904	Yale	10:20	10:20½
1905	Harvard	9:59	10:04
1906	Yale	10:39%	10:41
1907	Harvard	11:15	11:19
1908	Harvard	9:38½	9:47½
1909	Harvard	11:32	12:09
1910	Harvard	11:54½	12:02
1911	Yale	11:53	11:59½

HARVARD-YALE FOUR-OARED RACE.

Two miles.

Year.	Winner.	Time.	Loser's time.
1901	Harvard	11:49%	12:02%
1902	Harvard	11:19½	11:25½
1903	Yale	10:59%	11:10%
1904	Harvard	12:12	12:15
1905	Harvard	11:22	11:27
1906	Yale	12:15	12:21
1907	Yale	12:33	13:15
1908	Yale	10:33½	10:43
1909	Harvard	13:14	13:23
1910	Harvard	13:02½	13:18
1911	Harvard	13:37½	13:52

CORNELL-HARVARD RACES.

Two miles. Eight-oared crews.

Year.	Course.	Winner.	Time.
1907	Lake Cayuga	Cornell	11:03
1908	Charles River	Harvard	10:47
1909	Lake Cayuga	Cornell	11:00
1910	Charles River	Cornell	11:23
1911	Lake Cayuga	Cornell	10:59

YALE-PRINCETON-CORNELL.

In a three cornered boat race between Cornell, Yale and Princeton over a course of 1½ miles on Carnegie lake at Princeton, N. J., May 26, 1911, Cornell was the winner, crossing the line two lengths ahead of Princeton and about a dozen lengths ahead of Yale. The official time was: Cornell, 9:01; Princeton, 9:10; Yale, 9:45.

PENNSYLVANIA VS. YALE.

In a two mile race between Pennsylvania and Yale university crews at Springfield, Mass., May 13, Pennsylvania won by more than six lengths. Time—Pennsylvania, 9:29%; Yale, 9:49%.

COLUMBIA VS. NAVY.

Columbia defeated the navy eight from Annapolis in a two mile race on the Severn river May 13, 1911, by three and a half lengths. Time, 11:27.

SYRACUSE VS. NAVY.

The navy eight defeated Syracuse in a two mile race at Annapolis May 20, 1911. Time, 11:02.

CALIFORNIA VS. STANFORD.

In a three mile boat race between the University of California and the Leland Stanford, Jr., university on the Oakland estuary at Alameda, Cal., April 25, 1911, Stanford won by a length in 14:05.

AMERICAN ROWING REGATTA.

The ninth annual regatta of the American Rowing association took place May 27, 1911, over the Henley distance, 1 mile 550 yards, on the Schuylkill river, Philadelphia, Pa. Winners and time:

First four oared shells—Won by Philadelphia Barge club. Time, 7:10.
Schuylkill cup, first double sculls—Won by West Philadelphia Bt club. Time, 7:49.
Puritan cup, first four oared shells—Won by Arundel Boat club, Baltimore. Time, 7:15½.
Second eight oared shells, special interclub match—Won by Union Boat club of Boston. Time, 6:54½.
New England cup, junior collegiate eight oared shells—Won by Cornell. Time, 6:41½.
Second single sculls—Won by George W. Allison, West Philadelphia Boat club. Time 8:21.
Franklin cup, interscholastic eight oared shells—Won by Cascadilla school, Ithaca, N. Y. Time, 6:41½.
Stewards cup, first eight oared shells—Won by Columbia University Rowing club, New York. Time, 6:49½.

NATIONAL ROWING REGATTA.

The thirty-ninth annual regatta of the National Association of Amateur Oarsmen was held on Saratoga lake at Saratoga, N. Y., July 23-29, 1911. All races except one were over a course of 1¼ miles. Winners and time:

Intermediate single scull shells—W. N. Gear, Union Boat club, Boston; 8:42½.
Intermediate double scull shells—W. N. Gear and C. Wiggins, Union Boat club, Boston; 7:44.
Intermediate four oared shells—Detroit Boat club, 7:24½.
Senior single scull shells (association)—E. B. Butler, Argonaut Rowing club, Toronto, Ont.; 8:11½.
Senior four oared shells—Argonaut Rowing club, Toronto, Ont.; 7:05.
Champion senior sculls—E. B. Butler, Argonaut Rowing club, Toronto, Ont., 7:56½.
Senior double shells—Vesper Boat club, Philadelphia, Pa.; 7:48½.
Senior eight oared shells—Argonaut Rowing club, Toronto, Ont.; 6:11½.
Senior international four oared shells—Arundel Boat club, Baltimore, Md.; 6:50½.
Intermediate eight oared shells—Argonaut Rowing club, Toronto, Ont.; 6:35½.
Senior ¼ mile dash, single scull shells—E. B. Butler, Argonaut Rowing club, Toronto, Ont.; 1:20.
Senior double scull shells—George W. Engel and Samuel F. Gordon, Vesper Boat club, Philadelphia, Pa.; 7:31.

CENTRAL STATES REGATTA.

The fifth annual regatta of the Central States Amateur Rowing association took place at Peoria, Ill., July 17-18, 1911. Summary of principal events: Junior single sculls, ¼ mile dash—Won by H. Floerke, Central Rowing club, St. Louis, Mo.; 1:02½.

Junior four oared shells, 1¼ miles—Won by Lincoln Park Boat club, Chicago, Ill.; 9:27½.
Junior single sculls, 1¼ miles—Won by Ernest Conlon, Grand Rapids (Mich.) Boat club, 11:06½.
Junior four oared shells, 1¼ miles—Won by Western Rowing club, St. Louis, Mo.; 10:35½.
Junior double sculls, 1¼ miles—Won by Grand Rapids Rowing club; 10:00½.
Junior six oared barge, ¾ mile—Won by Central Rowing club, St. Louis, Mo.; 3:57.
Senior four-oared shells, 1¼ miles—Won by Central Rowing club, St. Louis; 9:58½.
Senior single sculls, 1¼ miles—Won by Ernest Conlon, Grand Rapids Rowing club; 11:51½.
Senior pair-oared shells, 1¼ miles—Won by Century Boat club, St. Louis; 10:35½.
Senior four-oared shells, 1¼ mile—Won by Grand Rapids Rowing club, 2:28½.
Senior double sculls—1¼ miles—Won by North Side Boat club, Quincy, Ill.; 9:27½.

Senior six-oared barges, ¾ mile—Won by Central Rowing club, St. Louis; 4:16.

OXFORD-CAMBRIDGE RECORD.

Course from Putney to Mortlake, London.

Year.	Winner.	Time.
1880.....	Oxford.....	21:23
1881.....	Oxford.....	21:51
1882.....	Oxford.....	20:12
1883.....	Oxford.....	21:08
1884.....	Cambridge.....	21:39
1885.....	Oxford.....	21:36
1886.....	Cambridge.....	22:29½
1887.....	Cambridge.....	20:52
1888.....	Cambridge.....	20:45
1889.....	Cambridge.....	20:14
1890.....	Oxford.....	22:03
1891.....	Oxford.....	21:48
1892.....	Oxford.....	19:21
1893.....	Oxford.....	18:47
1894.....	Oxford.....	21:39
1895.....	Oxford.....	20:50
1896.....	Oxford.....	20:01
1897.....	Oxford.....	19:12
1898.....	Oxford.....	22:15
1899.....	Cambridge.....	21:04
1900.....	Cambridge.....	18:47
1901.....	Oxford.....	22:31
1902 (March 22).....	Cambridge.....	19:09
1903 (April 1).....	Cambridge.....	19:32½
1904 (March 25).....	Cambridge.....	21:36
1905 (April 1).....	Oxford.....	20:35
1906 (April 7).....	Cambridge.....	19:25
1907 (March 16).....	Cambridge.....	20:26
1908 (April 4).....	Cambridge.....	19:19
1909 (April 3).....	Oxford.....	19:50
1910 (March 23).....	Oxford.....	20:14
1911 (April 1).....	Oxford.....	18:29

NOTE—The race of 1911 was the sixty-eighth in the history of the event. The first contest took place in 1845.

CANADIAN HENLEY.

The annual regatta of the Canadian Association of Amateur Oarsmen was held on the Canadian Henley course, at St. Catharines, Ont., Aug. 4-5, 1911. Results in principal events:

Junior fours—Don Rowing club, Toronto, first; Hamilton Rowing club, Hamilton, Ont., second; Argonauts, third; 9:00½.
Eight oars, seniors—Argonaut Rowing club, Toronto, first; Detroit Rowing club, Detroit, second; 6:37½.
Eight-oared, junior—Argonaut Rowing club, Toronto, first; Detroit Rowing club, Detroit, second; 6:47.
Junior four oars (in working boats)—Hamilton Rowing club, Hamilton, Ont., first; St. Catharines Rowing club, St. Catharines, Ont., second; 9:45½.
Senior four oars—Argonaut Rowing club, Toronto, first; Dons, Toronto, second; Britannia Rowing club, third; 8:55½.
Junior fours, 140 pounds—Argonaut Rowing club, Toronto, first; St. Catharines Rowing club, St. Catharines, Ont., second; 9:07.

HENLEY REGATTA (ENGLAND).

The royal regatta at Henley, England, took place July 5-8, 1911. The Grand Challenge cup was again won by Magdalen college of Oxford, which took the deciding heat from Jesus college of Cambridge in 7:02. Eton won the Ladies' Challenge plate in 6:56. The Thames four won the Stewards' Challenge cup, W. D. Kinnear again won the Diamond sculls race, his opponent in the final heat being E. W. Powell, J. Berford and A. H. Cloutte of the Thames Rowing club won the Silver Goblets race in 8:03.

SCULLING.

In a race for the world's sculling championship, rowed on the Paramatta river, New South Wales, Australia, July 29, 1911, Richard Arnot of New Zealand, holder of the title, defeated Harry Pierce, champion of Australia. The time, 19:46, was a record for the course of 3 miles and 330 yards.

In a sculling race for the "world's championship" at Raluy River, Ont., Sept. 7, 1911, Ed Durman of Toronto defeated J. L. Hackett of Rainy River by five lengths over a 3-mile course. Time, 20:23.

Sept. 11, 1911, Ernest Barry, champion sculler of England, defeated W. H. Fogwell of New Zealand in a race over the Putney-Mortlake course in London, England, by three and a half lengths in 22:14. The race was for a purse of \$2,000 and the championship of England.

ROWING RECORDS.

- $\frac{1}{2}$ mile—*:57, single scull, straightaway, Edwin Henley, Newark, N. J., July 11, 1901.
 $\frac{1}{2}$ mile—*2:08 $\frac{1}{2}$, single scull, straightaway, Edwin Henley, Newark, N. J., July 11, 1893.
 1 mile—4:23, single scull, straightaway, James Stansbury, with tide, Thames river, England, July 11, 1896. *4:48, single scull, straightaway, Rupert Guinness, Thames river, England, 1893.
 2 miles—*9:18, eight oars, straightaway, Cornell freshmen, Poughkeepsie, N. Y., June 26, 1903.
 3 miles—*14:27 $\frac{1}{2}$, eight oars, straightaway, Cornell varsity, New London, Conn., June 25, 1891.
 4 miles—*18:53 $\frac{1}{2}$, straightaway, eight oars, Cornell university, Poughkeepsie, N. Y., July 2, 1901.
 *Performance by amateurs.

SWIMMING.

NATIONAL A. A. U. CHAMPIONSHIPS.

The National Amateur Athletic union's championship swimming matches took place in Chicago March 15 and Aug. 6, New York March 24, Philadelphia March 25, Pittsburgh March 28 and St. Louis March 31, April 1 and Aug. 19, 1911, with the following results:

- 200 yard breast stroke—Won by M. McDermott, C. A. A.; N. Buck, C. A. A., second; R. Schlemm, C. A. A., third. Time, 2:43 $\frac{1}{2}$. (In C. A. A. tank, Chicago.)
 Fancy diving—Won by F. Bornemann, C. A. A., 195 points; W. P. Heyn, C. A. A., second, 171 $\frac{1}{2}$ points; H. Burton, C. A. A., third, 169 points. (In C. A. A. tank, Chicago.)
 100 yard swim—Won by C. M. Daniels, N. Y. A. C.; Perry McGillivray, I. A. C., second; R. E. Frizelle, Missouri A. C., third. Time, :56 $\frac{1}{2}$. (In the N. Y. A. C. tank, New York.)
 50 yard swim—Won by Harry Hebner, I. A. C.; Perry McGillivray, I. A. C., second; Richard Frizelle, M. A. C., third. Time, :24 $\frac{1}{2}$. (In Y. M. C. A. pool, Philadelphia.)
 220 yard swim—Won by C. M. Daniels, N. Y. A. C.; Hebner, I. A. C., second; Frizelle, M. A. C., third. Time, 2:25 $\frac{1}{2}$. (In Pittsburgh natatorium.)
 500 yard swim—Won by C. M. Daniels, N. Y. A. C.; Frizelle, M. A. C., second; Reilly, N. Y. A. C., third. Time, 6:29 $\frac{1}{2}$. (In Crystal natatorium, St. Louis, Mo.)
 Interclub relay, 400 yards—Won by New York A. C.; Chicago A. A., second; Missouri A. C., third. Time, 4:10 $\frac{1}{2}$. (In Crystal natatorium, St. Louis, Mo.)
 Water polo—Won by Missouri A. C. from Chicago A. C., 3 to 2. (In Crystal natatorium, St. Louis, Mo.)
 $\frac{1}{2}$ mile swim—Won by Bud Goodwin, N. Y. A. C.; M. McDermott, C. A. A., second; J. M. Griffin, C. A. A., third. Time, 14:02. (On beach at South Shore Country club, Chicago.)
 10 mile swim—Won by Michael McDermott, C. A. A.; A. M. Goessling, Missouri A. C., second; Chauncey Heath, Missouri A. C., third. Time, 1:41:00. (In Mississippi river at St. Louis, Mo.)

CENTRAL A. A. U. CHAMPIONSHIPS.

- The Central Amateur Athletic union's annual swimming championships were determined in the tanks of the Chicago Athletic association and the Illinois Athletic club, Chicago, March 8 and 15, 1911. Summary:
 Plunge for distance—Won by Melgs, C. A. A.; Licher, C. A. A., second. Time, :28 $\frac{1}{2}$.
 50 yard swim—Won by Mallen, C. A. A.; Hebner, I. A. C., second; Huszagh, C. A. A., third. Time, :24 $\frac{1}{2}$. (New C. A. A. U. record.)
 880 yard swim—Won by McGillivray, I. A. C.; Foster, I. A. C., second; Briggs, C. A. A., third. Time, 13:14 $\frac{1}{2}$.
 220 yard breast stroke—Won by McDermott, C. A. A.; Buck, C. A. A., second; Heyn, C. A. A., third. Time, 2:47 $\frac{1}{2}$.

- 220 yard swim—Won by Hebner, I. A. C.; Mallen, C. A. A., second; White, C. A. A., third. Time, 2:39 $\frac{1}{2}$. (New C. A. A. U. record.)
 Fancy diving—Won by Bornemann, C. A. A.; Burton, C. A. A., second; Seaverns, C. A. A., third. 100 yard back stroke—Won by Hebner, I. A. C.; Olson, C. A. A., second; Weber, I. A. C., third. Time, 1:14 $\frac{1}{2}$.
 100 yard swim—Won by H. Hebner, I. A. C.; P. McGillivray, I. A. C., second; P. Mallen, C. A. A., third. Time, :57 $\frac{1}{2}$.
 Mile swim—Won by M. McDermott, C. A. A., R. Foster, I. A. C., second; W. Merriam, C. A. A., third. Time, 27:20 $\frac{1}{2}$.
 440 yard swim—Won by P. McGillivray, I. A. C.; J. Briggs, C. A. A., second; D. Thompson, C. A. A., third. Time, 6:17 $\frac{1}{2}$. (New western record.)

CHICAGO RIVER SWIM.

The fourth annual Chicago river swim under the auspices of the Illinois Athletic club took place July 29, 1911, over a course of approximately $\frac{1}{2}$ miles from the mouth of the river to Jackson boulevard bridge. Joseph Steuer unattached, was the winner. Following was the order at the finish and time of first five contestants:

Position.	Time.
1—Joseph Steuer, unattached.....	43:21
2—T. W. Wlans, unattached.....	43:38 $\frac{1}{2}$
3—Otis Randall, Detroit University school.....	44:07
4—W. S. Vosburgh, Jr., University of Illinois.....	44:11
5—Parker Ware, unattached.....	44:15

Record of the event:

Year.	Winner.	Time.
1908—S. C. Jensen, I. A. C.....		44:41 $\frac{1}{2}$
1909—H. J. Handy, I. A. C.....		36:12 $\frac{1}{2}$
1910—Perry McGillivray, I. A. C.....		38:03
1911—Joseph Steuer, unattached.....		43:21

LAKE "MARATHON" SWIM.

Michael McDermott of the Chicago Athletic association won the $\frac{3}{4}$ mile swimming race from Lake View crib to Wilson beach, Chicago, Aug. 12, 1911, in 1:24:27. N. R. Ferguson of the Illinois Athletic association was second in 1:6:12. Winners of event to date:

Year and winner.	Time.
1906—H. J. Handy, I. A. C.....	1:09:00
1907—L. Chiville, Y. M. C. A.....	1:17:00
1908—H. J. Handy, I. A. C.....	1:12:00
1909—W. S. Merriam, M. C. Indianapolis.....	52:25
1910—M. McDermott, C. Y. M. C. A.....	1:06:25
1911—M. McDermott, C. A. A.....	1:04:27

CONFERENCE CHAMPIONSHIPS.

The first annual college conference swimming meet was held in the Patten gymnasium pool at the Northwestern university, Evanston, March 24, 1911. The University of Illinois won with 39 points, Chicago, Wisconsin and Northwestern tying for second place with 17 points each. Events and winners:

- 40-yard swim—Vosburgh, Illinois. Time, :21 $\frac{1}{2}$.
 100-yard breast stroke—Templeton, Wisconsin. Time, 1:24 $\frac{1}{2}$.
 100-yard back stroke—Vosburgh, Illinois. Time, 1:26 $\frac{1}{2}$.
 100-yard swim—Vosburgh, Illinois. Time, 1:06 $\frac{1}{2}$.
 440-yard swim—Little, Northwestern. Time, 6:59.
 Plunge for distance—Rundell, Chicago. 60 ft. in :52.
 Relay race, 160 yards—Illinois. Time, 1:35.
 Water polo—Illinois. Score, 7 to 0.

BURGESS SWIMS ENGLISH CHANNEL.

William Burgess of Yorkshire, England, successfully swam the English channel Sept. 5-6, 1911, from Dover to Cape Gris-Nez. He landed almost exactly twenty-four hours after he started from Dover. It was his tenth and only successful attempt to accomplish the feat, which was first performed by Capt. Webb in 1875. Many other swimmers had tried it in the intervening years, but all failed to overcome the powerful tides and currents in the channel.

NEW ONE MILE RECORD.

The one mile championship of the Amateur Swimming Association of London, England, was won in London July 29, 1911, by H. Taylor in 23 minutes 35 $\frac{1}{2}$ seconds, a new English record in open water.

RECORDS MADE IN 1911.

(Unofficial.)

- 43 yards, back stroke—Made in :23 $\frac{1}{4}$ by Harry Hebner in I. A. C. tank, Chicago, Feb. 23; world's record.
- 50 yards—Made in :24 $\frac{1}{4}$ by Harry Hebner, I. A. C., in Y. M. C. A. pool, Philadelphia, March 25; new American record.
- 150 yards—Made in 1.32 $\frac{1}{2}$ by C. M. Daniels, N. Y. A. C., at New Haven, Conn., Feb. 17.
- 200 yards, breast stroke—Made in 2:42 $\frac{1}{2}$ by Michael McDermott in the C. A. A. tank, Chicago, Feb. 25; new American record.
- 200 yards, breast stroke—Made in 2:43 $\frac{1}{2}$ by Michael McDermott in the C. A. A. tank, Chicago, March 15; new American record in championship event.
- 200 meters—Made in 2:23 $\frac{1}{2}$ by C. M. Daniels in New York Athletic club's tank, Feb. 20; world's record.
- 220 yards—Made in 2:25 $\frac{1}{2}$ by C. M. Daniels in natatorium, Pittsburgh, Pa., March 28, 1911; equals world's record, held by himself.
- 1 mile, amateur—Made in 25:40 $\frac{1}{2}$ by James H. Reilly, N. Y. A. C., at Bye, N. Y., Sept. 16.
- Plunging 60 feet—Made in :22 by Millard Kaiser, M. A. C., in C. A. A. tank, Chicago, Feb. 25; new American record.
- Plunging for distance (1 minute time limit)—75 feet 10 inches made by Millard Kaiser, M. A. C., in Missouri Athletic club's tank, St. Louis, Jan. 28; new American record.

AMERICAN SWIMMING RECORDS.

[Compiled by Martin B. Herbert.]

- 50 yards—:24 $\frac{1}{4}$, Harry J. Hebner, I. A. C.
- 100 yards—:56, C. M. Daniels, N. Y. A. C.
- 220 yards—2:25 $\frac{1}{2}$, C. M. Daniels, N. Y. A. C.
- 440 yards—5:31 $\frac{1}{2}$, C. M. Daniels, N. Y. A. C.
- 880 yards—11:44 $\frac{1}{2}$, C. M. Daniels, N. Y. A. C.
- 1 mile—23:40 $\frac{1}{2}$, C. M. Daniels, N. Y. A. C.
- 10 miles (Mississippi river)—1:30:52, L. B. Goodwin, New York Athletic club.
- 100 yards on back—1:15 $\frac{1}{2}$, H. J. Handy, I. A. C.
- 100 yards, breast stroke—1:17 $\frac{1}{2}$, H. J. Handy, I. A. C.
- 500 yards, relay—5:09 $\frac{1}{2}$, I. A. C. team (H. J. Hebner, Perry McGillivray, William Vosburgh, R. E. Frizelle, H. J. Handy).
- 400 yards, relay—4:03 $\frac{1}{2}$, I. A. C. team (H. J. Hebner, R. E. Frizelle, P. McGillivray, William Vosburgh).
- Plunge for distance (1 minute time limit)—75 feet 10 inches, Millard Kaiser, M. A. C.
- Under-water swim—320 feet, E. P. Swatek, I. A. C.

CENTRAL A. A. U. RECORDS.

- 40 yards—:19 $\frac{1}{4}$, P. W. McGillivray, I. A. C.
- 100 yards—:58 $\frac{1}{2}$, H. J. Handy, I. A. C.
- 220 yards—2:38 $\frac{1}{2}$, H. J. Handy, I. A. C.
- 440 yards—5:50, H. J. Handy, I. A. C.
- 880 yards—12:04 $\frac{1}{2}$, H. J. Handy, I. A. C.
- 1 mile—24:43 $\frac{1}{2}$, H. J. Handy, I. A. C.
- 100 yards, back stroke—1:15 $\frac{1}{2}$, H. J. Handy, I. A. C.
- 100 yards, breast stroke—1:17 $\frac{1}{2}$, H. J. Handy, I. A. C.
- Plunge for distance—65 feet 10 inches—C. L. Brown, I. A. C.
- Under-water swim—320 feet, E. P. Swatek, I. A. C.
- 160 yards, relay—1:23 $\frac{1}{2}$, I. A. C. team (H. J. Hebner, R. E. Frizelle, P. McGillivray, William Vosburgh).
- 100-yard medley swim—1:10 $\frac{1}{4}$, H. J. Hebner, I. A. C.
- Fancy diving—F. A. Bornemann, C. A. A., and G. Galdzik, C. A. A.

FLY AND BAIT CASTING.

[Compiled by Fred N. Peet, 710 West Madison street, Chicago, Ill.]

NATIONAL ASSOCIATION RECORDS.

- Following are the records made under the rules of the National Association of Scientific Angling Clubs:
- All-around championship fly and bait casting—W. H. Ball, first, 10 demerits, Chicago, Aug. 18-20, 1910.
- All-around championship fly and bait casting—L. E. De Garmo, second, 11 demerits, Chicago, Aug. 18-20, 1910.
- Salmon casting—W. H. Ball, 140 ft. 6 in. (rod 15 ft.), Chicago, Aug. 19, 1910.

- Long-distance fly—Fred N. Peet, 117 ft. (rod unlimited), Chicago, Aug. 20, 1910.
- Long-distance fly—Fred N. Peet, 102 ft. (5-ounce rod), Chicago, Aug. 18, 1910.
- Dry fly delicacy and accuracy at buoys 35, 40 and 45 ft.—Fred N. Peet, 99 7-30%, Racine, Wis., Aug. 15, 1907.
- Distance and accuracy at buoys 50, 55 and 60 ft.—F. A. Forsythe, 99 13-15%, Chicago, Aug. 13, 1910.
- Dry fly accuracy at buoys 20, 27 $\frac{1}{2}$, 35, 42 $\frac{1}{2}$, 50 ft.—L. E. De Garmo, 99 2-15% (5-ounce rod), Chicago, Aug. 18, 1910.
- 1 $\frac{1}{2}$ -ounce accuracy bait at buoys 60, 70, 80, 90 and 100 ft.—D. F. Beatty, 99 5-10%, Chicago, Aug. 20, 1910.
- 1 $\frac{1}{4}$ -ounce accuracy bait at buoys 60, 65, 70, 75 and 80 ft.—W. H. Ball, 99 5-10%, Chicago, Aug. 19, 1910.
- 1 $\frac{1}{2}$ -ounce long-distance bait—B. F. Flegel, 203 ft. 7 $\frac{1}{2}$ in., Chicago, Aug. 20, 1910.
- 1 $\frac{1}{4}$ -ounce long-distance bait—B. F. Flegel, 148 ft. 7 $\frac{1}{2}$ in., Chicago, Aug. 19, 1910.
- Two-handed surf casting, 2 $\frac{1}{2}$ -ounce—F. B. Rice, 269 $\frac{1}{2}$ ft., New York, Aug. 21, 1909.

AMERICAN RECORDS.

- Salmon casting, professional—John Enright, 152 ft.; rod, 20 ft., 48 oz.; Central park, New York, Oct. 12, 1906.
- Switch fly casting—H. W. Hawes, 102 ft.; Central park, New York, 1887.
- Long-distance fly casting, heavy rod—W. D. Mansfield, 134 ft.; rod, 11 ft., 10 oz.; San Francisco, 1902.
- Long-distance fly casting (5-oz. rod)—W. D. Mansfield, 129 ft. 6 in.; San Francisco, 1902.
- Dry fly casting for delicacy and accuracy at buoys 35, 40 and 45 ft.—Fred N. Peet, 99 5-15%, at Kalamazoo, Mich., Aug. 3, 1906.
- Long-distance bait casting 1 $\frac{1}{2}$ ounce, longest cast—B. F. Flegel, 162 ft. 9 in., Chicago, Aug. 19, 1910.
- Long-distance bait, 1 $\frac{1}{2}$ ounce, longest cast—E. R. Letterman, 223 ft., Fox river valley tournament, 1907.

ICE SKATING.

CHAMPIONSHIP MEETINGS IN 1911.

NORTHWESTERN (INDOOR).

- Place and date—St. Paul, Minn., Jan. 11 and 12.
- 1 $\frac{1}{2}$ mile open—Won by Robert McLean, Chicago, Fisher, Milwaukee, second; Hanselman, St. Paul, third. Time, 1:21. Second contest also won by McLean in 1:19.
- 1 mile open—Won by McLean; Fisher, second; MacGeever, third. Time, 2:59.
- 1 mile handicap—Won by McLean in 2:54.
- 2 mile open—Won by McLean; Fisher, second; MacGeever, third. Time, 6:20.

INTERNATIONAL (INDOOR).

- Place and date—Chicago, Ill., Jan. 16 and 17.
- 1 $\frac{1}{4}$ mile—Won by Edmund Laluy, Saranac lake; Harry Kaad, Chicago, second; Carl Ahlroth, St. Louis, third. Time, .42 $\frac{1}{2}$.
- 1 mile—Won by Lamy; Robert McLean, Chicago, second; R. L. Wheeler, Montreal, third. Time, 3:09.
- 2 miles—Won by Lamy; Kaad, second; Wheeler, third. Time, 6:36 $\frac{1}{2}$.
- 220 yards—Won by Lamy; Lot Roe, Toronto, second; Kaad, third. Time, :21 $\frac{1}{2}$.
- 1 $\frac{1}{2}$ mile—Won by Lamy; Wheeler, second; Roe, third. Time, 1:26.
- 1 mile—Interstate—Won by McLean, Illinois; Fisher, Wisconsin, second; R. O. Brunst, Ohio, third. Time, 3:06.
- 3 mile scramble—Won by Lamy; Fisher, second; Roe, third. Time, 8:52.
- 1 $\frac{1}{2}$ mile novice—Won by Walter Simonsen; Harmon Newell, second; James Shaw, third. Time, 1:33.

NATIONAL (OUTDOOR).

- Place and date—Saranac Lake, N. Y., Jan. 25 and 26.
- 220 yards—Won by Roe; Lamy, second; W. E. Gunderson, Chicago, third. Time, :20 $\frac{1}{2}$.
- 1 $\frac{1}{2}$ mile—Won by Lamy; Wheeler, second; Robson, third. Time, 1:38 $\frac{1}{2}$.
- 1 mile—Won by Lamy; Wheeler, second; Roe, third. Time, 3:11 $\frac{1}{2}$.

- 2 miles—Won by Wheeler; Lamy, second; Kaad, third. Time, 6:42.
- 440 yards—Won by Lamy; Roe, second; Wheeler, third. Time, 4:44.
- 220 yards, over hurdles—Won by Robson; Halversen, second; Roe, third. Time, 2:38.
- 3 miles—Won by Lamy; Wheeler, second; Kaad, third. Time, 11:02½.

INTERNATIONAL (OUTDOOR).

- Place and date—Montreal, Que., Jan. 28.
- 220 yards—Won by Lamy; W. H. Jackson, Montreal, second; Wheeler, third. Time, 2:17½.
- 220 yards, hurdles—Won by Robson; Gunderson, second; Finlayson, third. Time, 3:17.
- 880 yards—Won by Lamy; Wheeler, second; V. M. Oholm of Stockholm, third. Time, 1:33½. (Lamy suspended for refusing to skate event over again as time limit of 1:30 had been exceeded; no prizes awarded.)

- 1 mile—Won by Wheeler; Kaad, second; Roe, third. Time, 3:16½.
- 3 miles—Won by Kaad; Wheeler, second; Gunderson, third. Time, 10:13½.
- 880 yards, backwards—Won by A. Mason, Montreal; L. Davia, second; Byrne, third. Time, 1:42½.

NEW ENGLAND (INDOOR).

- Place and date—Boston, Mass., Jan. 31.
- 220 yards—Won by F. J. Robson; H. E. Halversen, second; Phil Kearney, third. Time, 1:18 (world's record).

- High jump, flying start—Won by W. H. Quinn of Harvard; height, 4 feet 3 inches (world's record).
- 880 yards—Won by Lot Roe; W. E. Gunderson, second; Robson, third. Time, 4:32½.

- 1 mile—Won by Phil Kearney, New York; Halversen, second; Roe, third. Time, 3:22.
- 3 miles—Won by Gunderson; Halversen, second; Roe, third. Time, 10:38½.

WESTERN (INDOOR).

- Place and date—Chicago, Ill., Feb. 6-7.
- ¼ mile—Won by Robert McLean; Halversen, second; Marzolph, third. Time, :44.
- 1 mile, junior—Won by Archie Millot, Milwaukee; Crokin, Chicago, second; Mears, Chicago, third. Time, 3:26.

- 1 mile—Won by McLean; O'Sicky, Cleveland, second; Lauman, Milwaukee, third. Time, 3:05½.
- 3 mile scramble—Won by Hess, Cleveland; O'Sicky, Cleveland, second; MacGeever, St. Paul, third. Time, 9:30½.

- 220 yards—Won by Halversen; Gunderson, second; Brunst, third. Time, 2:06½.

- ½ mile—Won by McLean; Halversen, second; Gunderson, third. Time, 1:27.
- 2 miles—Won by McLean; Halversen, second; Gunderson, third. Time, 3:16.
- 440 yards, hurdles—Won by Gunderson; Leonard, second; Marker, third. Time, 5:06.

NATIONAL (INDOOR).

- Place and date—Cleveland, O., Jan. 18 and 19.
- ¼ mile—Won by Lamy; McLean, second; Roe, third. Time, 4:05.
- ½ mile—Won by McLean; Lamy, second; Wheeler, third. Time, 2:15.

- 1¼ miles—Won by Lamy—Fred Robson, Toronto, second; Kaad, third. Time, 4:59.
- ½ mile—Won by McLean; Lamy, second; Robson, third. Time, 1:22.

- 1 mile—Won by McLean; Lamy, second; Wheeler, third. Time, 2:59½.
- 1¼ miles—Won by Lamy; Wheeler, second; Kaad, third. Time, 3:56.

EASTERN (INDOOR).

- Place and date—New York, N. Y., Feb. 22-23.
- ¼ mile—Won by Phil Kearney; Robert McLean, second; Fred Robson, third. Time, :44.
- ¾ mile—Won by Phil Kearney; Robert McLean, second; Lot Roe, third. Time, 2:27½.

- 1 mile handicap—Won by Lester Helms (80 yards); L. Barnett (90 yards), second; R. L. Wheeler (90 yards), third. Time, 3:18½.

NEW 5,000 METER RECORD.

At the international skating races in Christiania, Norway, Feb. 4, 1911, M. Strunnikow, a Russian, won the 5,000 meter (about 3.1 miles) race in 8:37½, lowering the world's record of 8:37½, made by J. J. Eden at Hamar, Norway, in 1894, by two-fifths of a second.

WORLD'S ICE SKATING RECORDS.

- 50 yards—05½, Morris Wood,* 1907.
- 75 yards—08, Fred J. Robson,* 1907.
- 100 yards—307, Harley Davidson and Howard F. Mosher, 1895.
- 150 yards—14½, G. D. Phillips,* 1885, and S. D. See, 1886.

- 200 yards—16½, J. C. Hemmet,* 1895.
- 220 yards—18, F. J. Robson,* 1911.
- 300 yards—23½, Harley Davidson, 1895.
- 440 yards—23½, Norval Baptie, 1903.
- 600 yards—55½, O. Rudd, 1893.
- 660 yards—59½, Morris Wood,* 1904.
- ½ mile—1:00½, Norval Baptie, 1903.
- ¾ mile—1:54½, O. Rudd, 1895.
- ¾ mile—1:04½, Edmund Lamy,* 1910.
- 1 mile—2:08, Norval Baptie, 1903.
- 1¼ miles—3:43, John S. Johnson, 1894.
- 1½ miles—4:10, Lot Roe,* 1910.
- 1¾ miles—5:14, J. S. Johnson, 1895.
- 2 miles—5:33½, John Nilsson, 1900.
- 2¼ miles—7:32, J. S. Johnson, 1894.
- 5 miles—14:24, O. Rudd, 1896.
- 10 miles—31:11½, J. S. Johnson, 1894.
- 25 miles—1:31:29, J. F. Donohue, 1893.
- 50 miles—3:15:59½, J. F. Donohue, 1893.
- 100 miles—7:11:38½, J. F. Donohue, 1893.
- High jump, flying start—4 feet 3 inches, William H. Quinn,* 1911.
- Broad jump—25 feet 2 inches, Edmund Lamy,* 1911. *Amateur.

SKATING ASSOCIATIONS.

International Skating Union of America—Allen J. Blanchard, Chicago, president; John Harding, Saranac Lake, N. Y., vice-president; James A. Taylor, Montreal, Ont., second vice-president; Fred H. Tucker, Jr., Brooklyn, secretary.

Western Skating Association—Joseph T. Keane, Chicago, president; Peter B. Olsen, vice-president; Dr. H. H. Hayes, second vice-president; Julian T. Fitzgerald, secretary-treasurer.

CURLING.

NORTHWESTERN BONSPIEL.

In the northwestern bonspiel ending Jan. 23, 1911, in Duluth, Minn., Robert Dunbar of St. Paul was the star player, taking nineteen out of twenty games. Results in main events:

- Spalding Hotel Event—Hurdon, Duluth, first; Smith, Superior, second; Bradley, Duluth, third; Richardson, Duluth, fourth.
- Duluth Curling Club Trophy—Dunbar, St. Paul, first; Robertson, Arlington, second; Hurdon, Duluth, third; Smith, Superior, fourth.
- St. Paul Jobbers' Event—Whyte, Duluth, first; Dunbar, St. Paul, second; Raup, Portage, third; Bradley, Duluth, fourth.
- Minneapolis Curling Club Trophy—Dunbar, St. Paul, first; Sutherland, Selkirk, second; Zauft, West Duluth, third; McDermitt, St. Paul, fourth.

INTERNATIONAL CHAMPIONSHIP.

The international curling championship and the Gordon medal were won by the United States at the Boston (Mass.) arena Feb. 20, 1911, when the Canadian teams were defeated by a total score of 149 to 137. The American teams won in five of the eight rinks.

SKI JUMPING.

NATIONAL SKI TOURNAMENT.

The annual national ski tournament of the United States took place at Chippewa Falls, Wis., Jan. 29-30, 1911. In the amateur class Barney Riley of Coleraine, Minn., was the winner for the fourth time with 242½ points. Carl Solberg of St. Paul, Minn., was second with 243 points. His longest jump was 116 feet. The score of the leading competitors was:

Name and place.	Points.
Barney Riley, Coleraine, Minn.	243½
Carl Solberg, St. Paul, Minn.	243
Arnold Olson, Duluth, Minn.	230½
Endrow Schanche, Chicago.	227
Henry Hall, Ishpeming.	224½
Engwald Hendrickson, Eau Claire.	224
Julius Blegen, Minneapolis.	222
Simon Erickson, Superior.	217

Name and place.	Points.
Eliuar A. Jensen, Chicago.....	215
Rudolph Krupp, Isapping.....	207½
Carl Holvedt, Eau Claire.....	203½

In the professional class Francis Kempe of Red Wing, Minn., led with 271½ points, winning the national championship with jumps of 118 and 121 feet. Anders Haugen of Chippewa Falls, champion in 1910, made jumps of 118 and 120 feet. Oscar Gunderson made the longest standing jump—132 feet. Score in professional event.

Name and place.	Points.
Francis Kempe, Red Wing, Minn.....	271½
Anders Haugen, Chippewa Falls.....	268¾
Knute Helland, Chippewa Falls.....	268
Harris Anderson, Red Wing.....	267

Name and place.	Points.
John Mangseth, Duluth.....	265½
George Thompson, Red Wing.....	264½
Christ Bjornson, Colfax, Wis.....	257
Fred Iverson, Red Wing.....	249½
T. Hammesvedt, Chippewa Falls.....	249
Martin Iverson, Red Wing.....	245½
Sigurd Hansen, Hibbing, Minn.....	240½
Annar Sweeney, Minneapolis.....	236
Alfred Carston, Norge, Chicago.....	233
Jacob Gjestad, Stoughton.....	228

The national tournament of 1912 will be held in Chicago, Ill. The officers of the national association are: President, Dr. C. H. Mason, of Superior; vice-president, N. A. Nelson of Stillwater, Minn.; secretary, Askel Holter of Ashland, Wis.; treasurer, H. H. Borgen of Duluth.

PUGILISM.

Following is a list of the most noteworthy ring battles in the United States since 1882, the heavy weight championship contests being the first given:

Date.	Winner.	Loser.	Place.	Rounds.
Feb. 7, 1882.....	John L. Sullivan.....	Paddy Ryan.....	Mississippi City.....	9
July 8, 1887.....	John L. Sullivan.....	Jack Kilrain.....	Richburg, Miss.....	75
Jan. 14, 1891.....	Bob Fitzsimmons.....	Jack Dempsey.....	New Orleans, La.....	13
Sept. 7, 1892.....	James J. Corbett.....	John L. Sullivan.....	New Orleans, La.....	21
Jan. 25, 1896.....	James J. Corbett.....	Charles Mitchell.....	Jacksonville, Fla.....	3
Feb. 21, 1896.....	Bob Fitzsimmons.....	Peter Maher.....	Mexico.....	14
March 17, 1897.....	Bob Fitzsimmons.....	James J. Corbett.....	Carson City, Nev.....	1
June 9, 1899.....	James J. Jeffries.....	Bob Fitzsimmons.....	Coney Island, N. Y.....	11
Nov. 3, 1899.....	James J. Jeffries.....	Thomas J. Sharkey.....	Coney Island, N. Y.....	25
Nov. 15, 1901.....	James J. Jeffries.....	Gus Ruhlin.....	San Francisco, Cal.....	5
July 25, 1902.....	James J. Jeffries.....	Bob Fitzsimmons.....	San Francisco, Cal.....	8
Aug. 14, 1903.....	James J. Jeffries.....	James J. Corbett.....	San Francisco, Cal.....	10
Aug. 26, 1904.....	James J. Jeffries.....	Jack Monroe.....	San Francisco, Cal.....	2
July 4, 1897.....	Tommy Burns.....	Bill Squires.....	San Francisco, Cal.....	1
July 17, 1907.....	Jack Johnson.....	Bob Fitzsimmons.....	Philadelphia, Pa.....	2
Feb. 10, 1908.....	Tommy Burns.....	Jack Palmer.....	London, England.....	4
Dec. 26, 1908.....	Jack Johnson.....	Tommy Burns.....	Sydney, N. S. W.....	14
March 26, 1909.....	Stanley Ketchel.....	Jack O'Brien.....	New York, N. Y.....	10
July 9, 1909.....	Stanley Ketchel.....	Billy Papke.....	San Francisco, Cal.....	20
Sept. 9, 1909.....	Jack Johnson.....	Al Kaufman.....	San Francisco, Cal.....	10
Oct. 16, 1909.....	Jack Johnson.....	Stanley Ketchel.....	San Francisco, Cal.....	12
July 4, 1910.....	Jack Johnson.....	James J. Jeffries.....	Reno, Nev.....	15
Sept. 5, 1910.....	Al Kaufman.....	Bill Lang.....	Philadelphia, Pa.....	5
Feb. 21, 1911.....	Sam Langford.....	Bill Lang.....	London, England.....	6
Aug. 9, 1911.....	Bill Lang.....	Bill Squires.....	Sydney, N. S. W.....	5
Sept. 15, 1911.....	Jim Flynn.....	Carl Morris.....	New York, N. Y.....	10
April 30, 1901.....	Terry McGovern.....	Oscar Gardner.....	San Francisco, Cal.....	4
May 31, 1901.....	Terry McGovern.....	Aurelio Herrera.....	San Francisco, Cal.....	5
Nov. 28, 1901.....	Young Corbett.....	Terry McGovern.....	Hartford, Conn.....	2
Feb. 22, 1902.....	Terry McGovern.....	Dave Sullivan.....	Louisville, Ky.....	15
May 23, 1902.....	Young Corbett.....	Kid Broad.....	Denver, Col.....	10
March 31, 1903.....	Young Corbett.....	Terry McGovern.....	San Francisco, Cal.....	11
July 4, 1903.....	George Gardner.....	Jack Root.....	Buffalo, N. Y.....	12
Nov. 25, 1903.....	Bob Fitzsimmons.....	George Gardner.....	San Francisco, Cal.....	20
Feb. 29, 1904.....	Young Corbett.....	Dave Sullivan.....	San Francisco, Cal.....	11
March 25, 1904.....	Jimmy Britt.....	Young Corbett.....	San Francisco, Cal.....	20
July 29, 1904.....	Battling Nelson.....	Eddie Hanlon.....	San Francisco, Cal.....	19
Feb. 28, 1905.....	Battling Nelson.....	Young Corbett.....	San Francisco, Cal.....	9
Sept. 9, 1905.....	Battling Nelson.....	Jimmy Britt.....	San Francisco, Cal.....	9
Sept. 3, 1906.....	Joe Gans.....	Battling Nelson.....	Colma, Cal.....	18
Jan. 1, 1907.....	Joe Gans.....	Kid Herman.....	Goldfield, Nev.....	42
July 31, 1907.....	Jimmy Britt.....	Abel Herman.....	Tonopah, Nev.....	8
Sept. 9, 1907.....	Joe Gans.....	Battling Nelson.....	San Francisco, Cal.....	20
Feb. 4, 1908.....	Rudolph Unholz.....	Jimmy Britt.....	San Francisco, Cal.....	5
April 11, 1908.....	Packey McFarland.....	Battling Nelson.....	Los Angeles, Cal.....	10
June 4, 1908.....	Stanley Ketchel.....	Jimmy Britt.....	San Francisco, Cal.....	6
July 4, 1908.....	Battling Nelson.....	Billy Papke.....	Milwaukee, Wis.....	10
Sept. 7, 1908.....	Billy Parke.....	Joe Gans.....	San Francisco, Cal.....	17
Sept. 9, 1908.....	Battling Nelson.....	Stanley Ketchel.....	Los Angeles, Cal.....	12
Jan. 15, 1909.....	Packey McFarland.....	Joe Gans.....	San Francisco, Cal.....	21
Feb. 19, 1909.....	Jem Driscoll.....	Dick Hyland.....	San Francisco, Cal.....	10
Feb. 22, 1909.....	Johnny Summers.....	Abe Attell.....	New York, N. Y.....	10
May 29, 1909.....	Battling Nelson.....	Jimmy Britt.....	London, England.....	20
Feb. 22, 1910.....	Adolph Wolgast.....	Dick Hyland.....	San Francisco, Cal.....	23
Feb. 26, 1911.....	Johnny Coulon.....	Battling Nelson.....	San Francisco, Cal.....	40
July 4, 1911.....	Ad Wolgast.....	Frank Conley.....	New Orleans, La.....	29
Sept. 20, 1911.....	Matt Wells.....	Owen Moran.....	San Francisco, Cal.....	13
		Abe Attell.....	New York, N. Y.....	10

WRESTLING.

CENTRAL A. A. U. CHAMPIONSHIPS.

The Central Amateur Athletic union wrestling championships were decided at Central Turner hall, Chicago, April 3, 1911. Following were the winners in the finals of the various classes:

115 pound class—Frank Geahe, Illinois Athletic club.

125 pound class—J. Stoehler, Hamilton Park club.
 135 pound class—H. J. Spanjer, unattached.
 145 pound class—W. Milchewski, Davis Square club.
 158 pound class—Emil Schalk, Davis Square club.
 Heavy-weight class—Cort Sandig, North Side Athletic club.

NATIONAL CHAMPIONSHIPS.

The national amateur wrestling championships were decided at a tournament held under the auspices of the Multnomah Amateur Athletic club in Portland, Ore., May 19. The winners in the finals of the various classes were:

- 105 pounds—Harvey Donaldson, Spokane Athletic club, Spokane, Wash.
- 115 pounds—Norman Chapman, Olympic club, San Francisco, Cal.
- 125 pounds—Gus Bowers, Newark, N. J.
- 135 pounds—O. Franke, Multnomah A. A. C., Portland, Ore.
- 145 pounds—W. Milchewski, Davis Square club, Chicago, Ill.
- 155 pounds—C. Gesek, Spokane A. C., Spokane, Wash.
- Heavy-weights—H. E. Grimm, Seattle A. C., Seattle, Wash.

INTERNATIONAL GYMNASTIC UNION CHAMPIONSHIPS.

Following were the winners in the International Gymnastic union wrestling tournament in Chicago ending Jan. 22, 1911:

- Heavy-weight active—Waino Hyttinen, Finnish Gymnastic society.
- Middle-weight active—Louis Neisen, Chicago Turngemeinde.
- Welter-weight active—Haakon Moen, Sleipner A. C.
- Feather-weight active—Rudolph Banz, LaSalle Turnverein.
- Bantam-weight active—Emil Schmidt, Einigkeit Turnverein.
- Heavy-weight junior—George Kasalsky, Pilsen sokol.
- Welter-weight junior—George Neisen, Chicago Turngemeinde.
- Feather-weight—Frank Cejka, Pilsen sokol.
- Bantam-weight junior—George Novak, Pilsen sokol.

GOTCH VS. HACKENSCHMIDT.

Frank Gotch, American, and George Hackenschmidt, Russian, wrestled for the heavy-weight championship of the world at Chicago, Sept. 4, 1911. The contest took place in the open air in Comiskey's baseball park and was witnessed by more than 25,000 spectators, who paid from \$1 to \$10 each for admission. Gotch won the match in two straight falls, the first after 14 minutes of wrestling and the second after 5 minutes. Hackenschmidt put up a poor defense, excusing himself on the ground that he had strained some tendons in one of his legs while training. The referee was E. W. Smith. The total receipts were \$37,053. Of this Gotch received \$21,000 and Hackenschmidt \$11,000. Gotch in addition was to get 50 per cent of the receipts from the motion pictures. The gate receipts, less the guarantees paid the wrestlers, were divided between the Empire Athletic club of Chicago, under whose auspices the contest took place, and Jack Curley, Hackenschmidt's manager, who promoted it.

A. A. F. TOURNAMENT.

The annual Amateur Athletic federation wrestling championships were decided in Chicago March 11 and 16, 1911. In the tournament for juniors held in the Central Y. M. C. A. auditorium, the Ogden square wrestlers won with 15 points. Hebrew institute was second with 11, Russell square third with 10, while Pilsen sokol and Chicago Turngemeinde tied for fourth with 5 each. Rydzewski was winner in the heavy-weight class.

In the tournament for seniors, held in the Mark White square gymnasium, the Cornell Square Athletic club won the first prize shield with a total of 26 points. Hebrew institute was second with 19 points and Ogden square was third with 8 points. In the heavy-weight class F. Motis defeated W. Hyttinen.

SHOOTING.

RIFLE COMPETITION.

NATIONAL RIFLE ASSOCIATION MATCHES.

The annual meeting of the National Rifle Association of America was held at Camp Perry, O., Aug. 14-22, 1911. In the Herriek trophy match open to teams of eight men each from the army, navy, marine corps, United States military and naval academies and the national guard, Ohio team

No. 1 was the victor with a score of 1,732 points, breaking the record for long range shooting at 800, 900 and 1,000 yards. The aggregate scores of the first ten teams follow:

Ohio, team No. 1.....	1,732
United States navy, team No. 1.....	1,630
United States marine corps, team No. 1.....	1,629
United States marine corps, team No. 3.....	1,617
United States infantry, team No. 1.....	1,614
Ohio, team No. 2.....	1,612
United States cavalry, team No. 1.....	1,601
United States navy, team No. 2.....	1,603
Massachusetts, team No. 1.....	1,602
New Jersey.....	1,594

The president's match was won by Corporal C. A. Lloyd of the marine corps, with a score of 281 points. Sergt. C. M. King of Iowa was second with 280.

The individual long-range tyro match at 1,000 yards was won by Lieut. A. J. Mullen of Arizona with a score of 48.

The championship company team match was won by company I, 1st infantry, West Virginia, with a score of 357. Each member of the team received a gold medal.

The annual members' match was won by Lieut.-Col. C. B. Winder of Ohio with a score of 67.

Lieut. H. E. Simon of Ohio won the marine corps match with a score of 195. Sergt. V. S. Czegka of the United States marine corps was second with 193. The winner was awarded a cup, a gold medal and a cash prize of \$30.

The Evans skirmish match was won by the army infantry team No. 2.

The Cutrow cup match was won by Capt. W. H. Richard of Ohio with a score of 102.

The Peters trophy match (skirmish) was won by Ensign H. J. Kner of the United States navy with a score of 99.

NATIONAL MATCHES.

The national matches under the auspices of the national board for the promotion of rifle practice took place at Camp Perry, O., Aug. 22-30, 1911. In the principal event, the national team match, the conditions called for slow fire at 200, 600 and 1,000 yards, rapid fire 200 yards and skirmish fire. The scores of the winning teams in each class were:

	200	200	600	1,000	Skir-	Total.
	yds.	R. F.	yds.	yds.	mish.	
Marines	512	535	561	487	1,085	3,180
U. S. infantry.....	509	555	552	593	1,000	3,118
Navy	504	552	538	499	1,020	3,113
Massachusetts	502	541	554	501	1,003	3,101

Class B.

Kansas	485	535	538	469	1,023	3,050
West Virginia.....	493	530	539	462	1,012	3,027
Arizona	495	535	537	482	926	2,975
Florida	489	514	533	477	950	2,963

Class C.

Tennessee	477	512	512	463	884	2,851
Delaware	475	469	541	477	857	2,819
Virginia	466	495	493	446	892	2,797
North Dakota.....	458	490	525	468	847	2,783

Sergt. Charles M. King of company I, 53d Iowa, won the national individual match with a score of 285, and as he had previously made a score of 280 in the president's match he was awarded the individual military championship of the United States for having the highest aggregate score—565. Sergt. O. M. Schriver of the United States marine corps was second with an aggregate score of 554.

The united service match, open to teams of twenty men, each man firing ten shots at 200 yards, rapid fire; ten shots at 600 yards, slow fire; ten shots at 1,000 yards, slow fire, and one skirmish run, was won by the United States navy team with a score of 4,263 points. The national guard team was second with 4,217 and the army team third with 4,109.

SEA GIRT TOURNAMENT.

The twentieth annual shooting tournament of the New Jersey State Rifle association took place at Sea Girt, N. J., Sept. 1-9, 1911. The Dryden trophy was won by the Ohio team with a score of 1,096 points. New York was second with 1,035. The Spencer match at 1,200 yards was won by C. B.

Winder of the Ohio national guard with a score of 69 out of a possible 75. Maj. W. B. Martin of New York was second with 68. Capt. Guy H. Emerson of Ohio won the Sea Girt championship match with a total of 190 out of a possible 200. It was an individual squadded competition open to everybody, the use of any military rifle and ammunition being permissible. The distances were 200, 600, 900 and 1,000 yards, each competitor having ten shots at each distance.

KING'S PRIZE AT BISLEY.

Private W. J. Clifford of the 19th Royal Grenadiers, Toronto, Canada, won the king's prize of \$1,250, the National Rifle association's gold medal and a gold badge at the Bisley (England) meeting July 10-22, 1911. He made a score of 319 out of a possible 355.

NEW WORLD'S RECORD.

In the annual New Jersey rifle championships at Jersey City, N. J., Feb. 22, 1911, Dr. Walter Hudson of New York made 922 points out of a possible 1,000 with 199 shots at a 200-yard standard American target. The best previous record was 917, made in 1903 by D. W. King of Denver, Col.

REVOLVER AND PISTOL SHOOTING.

CAMP PERRY TOURNAMENT.

The individual revolver matches shot at the National Rifle association's tournament at Camp Perry, O., Aug. 19, 1911, resulted as follows:

- No. 1, slow fire match, 75 yards—G. F. Hoffman, N. R. A.: score, 86.
- No. 2, timed fire match, 25 yards—LeRoy Lyon, 1st Colorado cavalry; score, 98.
- No. 3, timed fire, 50 yards—E. G. Reising, 1st Connecticut; score, 89.
- No. 4, rapid fire match, 15 yards—LeRoy Lyon, 1st Colorado cavalry; score, 99.
- No. 5, rapid fire match, 25 yards—E. G. Reising, 1st Connecticut; score, 96.

The national individual revolver match, included in the national matches at Camp Perry, O., was shot Aug. 30. Turret Captain E. B. Myrick of the United States navy was first with a score of 416 points.

NEW WORLD'S RECORD.

James E. Gorman of San Francisco, Cal., established a new world's revolver record June 4, 1911, by making a score of 467 for fifty shots at fifty yards on the Shell Mound range at San Francisco. The former record, 465, was made by Capt. Galkins at Springfield, Mass., in 1904.

TRAP SHOOTING.

GRAND AMERICAN HANDICAP.

The twelfth Grand American handicap shoot at inanimate targets took place at Columbus, O., June 20-23, 1911. The winner of the handicap was Harvey Dixon of Oronogo, Mo., who shot from the 20-yard mark and made a score of 99 out of a possible 100. Following were the high guns from 97 up:

	Yards.	Total.		Yards.	Total.
H. Dixon.....	20	99	W. H. Jones.....	18	97
T. Graham.....	18	98	C. D. Hunt, Jr.....	18	97
O. H. Nutt.....	18	93	J. T. Park.....	17	97
A. J. Hill.....	17	93	Bart Lewis.....	20	97
C. C. Irwin.....	16	98	J. F. Wulf.....	18	97
D. E. Hickey.....	19	97			

C. B. Eaton of Fayette, Mo., won the preliminary handicap from the 18-yard line with a score of 99. He was tied with Harry E. Buckwalter of Roversford, Pa., but in the shoot-off at 20 targets he made a clean score, while Buckwalter made two misses.

The national professional championship, calling for 200 single targets, 18 yards rise, was won by Lester S. German, Maryland, with a score of 198. The seven high guns were:

L. S. German.....	198	F. Gilbert.....	193
R. O. Helkes.....	196	H. D. Freeman.....	193
W. H. Heer.....	195	F. G. Bills.....	193
G. W. Maxwell.....	195		

The national amateur championship, 200 single targets, 18 yards rise, was taken by Clyde C. Collins of Aldine, Ind., with a score of 198. Other high guns were:

Allen Hell.....	194	J. R. Prechtel.....	193
William Ridley.....	194	J. E. Jennings.....	193
F. W. McNeil.....	193		

The double target championship, a new event, was won by Lester S. German, who made a score of 89, shooting at 50 pairs of targets at 16 yards rise. Allen Hell, L. A. Gates and James S. Day tied for second place with 88 each, and Rollo O. Helkes was third with 87.

Grand American handicap winners to date:

Year.	Winner.	Score.	Year.	Winner.	Score.
1900	R. O. Helkes.....	91	1906	S. E. Rogers.....	94
1901	E. C. Griffith.....	95	1907	J. J. Blanks.....	95
1902	-C. W. Floyd.....	94	1908	F. Harlow.....	92
1903	-M. Diefenderfer.....	94	1909	-Fred Shattuck.....	96
1904	-R. D. Guptill.....	96	1910	-R. Thompson.....	100
1905	-R. R. Barber.....	99	1911	-Harvey Dixon.....	99

WESTERN HANDICAP.

The sixth annual western handicap shooting tournament under the auspices of the Interstate association was held in Omaha, Neb., Aug. 8-10, 1911. The main event was won by William Ridley of What Cheer, Iowa, with a score of 98. Clyde Collins of Aldine, Ind., made the same score, but in shooting off the tie he missed two targets in the second string of twenty. Both men shot from the 19-yard mark. The high average men among the professionals were Homer Clark of Alton, Ill., and W. R. Crosby of O'Fallon, Ill., each having a score of 391. Potter White of Watertown, S. D., was first among the amateurs with a score of 392. Winners of western handicap to date:

Year.	Winner.	Score.	Year.	Winner.	Score.
1906	-W. R. Crosby.....	97	1909	-F. H. Bailey.....	97
1907	-T. E. Graham.....	99	1910	-J. E. Dickey.....	96
1908	-B. F. Elbert.....	96	1911	-William Ridley.....	99

EASTERN HANDICAP.

The sixth annual eastern handicap shooting tournament under the auspices of the Interstate association was held at Wilmington, Del., July 10-13, 1911. The conditions in the handicap called for five events at twenty targets each, handicap rise 16 to 23 yards, amateurs only eligible. Harry L. David of Philadelphia, Pa., and Harry E. Buckwalter of Rogersford, Pa., tied for first place with scores of 96 each out of 100. In the shoot-off at twenty targets David broke 19 and Buckwalter 17. David shot from the 19-yard mark and Buckwalter from the 20-yard line. Winners of eastern handicap to date:

Year.	Winner.	Score.	Year.	Winner.	Score.
1906	-H. McMurchee.....	93	1909	-H. E. Smith.....	93
1907	-H. R. Bowser.....	93	1910	-C. H. Newcomb.....	97
1908	-G. L. Lyon.....	91	1911	-H. L. David.....	96

ILLINOIS STATE TOURNAMENT.

Homer Clark of East Alton, Ill., won the Chicago board of trade diamond medal event at the Illinois State Sportsmen's annual tournament in Springfield April 11-12, 1911. He broke 84 out of a possible 100 targets. He shot as a professional. Bart Lewis of Auburn and J. Barto of Chicago, amateurs, tied for second place with 83. William Clancy, Chicago professional, won the L. C. Smith cup, emblematic of the two-shot championship of the state. He made a score of 24 from the 21-yard line.

GRAND CHICAGO HANDICAP.

The second Grand Chicago handicap shoot took place at the traps of the Chicago Gun club June 16-18, 1911. W. F. Riley of Chicago won with a score of 93. He shot from the 16-yard mark. Scores of the first ten men:

	H.	1.	2.	3.	4.	5.	Tl.
W. F. Riley.....	16	20	19	13	17	19	93
George W. Maxwell*.....	20	19	13	18	13	18	92
Charles Emery.....	16	17	20	17	20	17	92
Richard Winters.....	18	13	18	19	18	19	91
C. A. Galbraith.....	19	13	20	16	20	17	91
J. R. Lelp.....	18	16	20	16	20	16	88
Jesse Young.....	21	16	17	18	17	20	88
Huckins.....	17	20	16	19	15	18	88
C. G. Spencer*.....	22	16	17	17	20	18	83
W. P. Northcott.....	17	20	17	18	17	16	83

*Professional.

Grand Chicago handicap winners to date:

1910—Albert Southard, Pecatonica, Ill., 94.
1911—W. F. Riley, Chicago, Ill., 93.

INDIVIDUAL CHAMPIONSHIP.

W. R. Crosby of O'Fallon, Ill., retained possession of the E. C. trophy, emblematic of the world's championship at trap shooting, by defeating the

challenger, Lester German of Aberdeen, Md., 121 to 116, at the Chicago Gun club traps, Jan. 14, 1911. The contestants shot at 150 targets, fifty at known traps and unknown angles, fifty under expert rules and twenty-five doubles, from the 16-yard mark. Each scored 44 at the unknown angles, while Crosby made 41 to German's 37 under expert rules and 36 to 35 in the doubles. Crosby has won the trophy six times.

AMATEUR TRAP SHOOTING.

The national amateur trap shooting championship tournament of the United States took place at Travers Island, New York, March 23, 1911. The diamond medal and championship title were won by Harry W. Kahler of Philadelphia, who broke 173 out of 200 clay targets from the 16-yard line. Other leading scores were: F. B. Stephenson, Brooklyn, 170; Frank Hall, New York Athletic club, 170; C. T. Day, Jr., Newark, 168; C. H. Newcomb, Philadelphia, 168; W. P. Clarke, Boston, 166; G. G. McMurry, Jr., New York, 165; S. Scott, New York, 163, and John Martin, Brooklyn, 162.

MISCELLANEOUS TOURNAMENTS.

New York state tournament held at Syracuse, N. Y., June 13-15, 1911. High averages for 450 targets: F. S. Wright, 432, H. W. Kahler, 431; H. H. Schlicher, 423.

Maine state tournament held at Haines Landing, Me., June 8-10, 1911. E. A. Randall won gold medal for high average, he scoring 559 out of 600 targets. Frank Hall was second with 558 and C. S. Randall third with 557.

Vermont state tournament held at Montpelier June 14 and 15. The individual championship, 100 targets per man, was won by Dr. C. H. Durr with a score of 92.

Wisconsin and upper Michigan tournament was held in Milwaukee, Wis., June 10-11, 1911. F. J. Dreyfus won the state championship with a score of 95 out of 100. R. Winters was second with 94.

William M. Poord, champion of Delaware, retained the title by defeating Eugene Du Pont in a challenge match by a score of 97 to 91 at Wilmington, Del., Aug. 12, 1911.

ARCHERY.

[By Dr. Edward B. Weston, Chicago.]

The National Archery association of the United States held its thirty-third annual meeting in Washington park, Chicago, Aug. 15, 16, 17, 18, 1911.

The men's championship was won by Homer S. Taylor of Chicago and the women's by Mrs. John H. Taylor of Detroit, Mich. The leading scores:

DOUBLE YORK ROUND. Hits.Score.

H. S. Taylor, Chicago.....	189	835
Dr. R. P. Elmer, Wayne, Pa.....	175	791
F. E. Canfield, Chicago.....	144	626
H. L. Walker, Chicago.....	141	551
Dr. W. C. Williams, Chicago.....	113	455
Dr. E. B. Weston, Chicago.....	102	436

DOUBLE AMERICAN ROUND.

Dr. R. P. Elmer, Wayne, Pa.....	175	1,041
H. S. Taylor, Chicago.....	163	940
F. E. Canfield, Chicago.....	163	857
H. L. Walker, Chicago.....	151	795
W. A. Clark, Cincinnati.....	153	733
C. S. Woodruff, Evanston, Ill.....	146	682

DOUBLE NATIONAL ROUND.

Mrs. J. H. Taylor, Detroit.....	94	396
Miss J. V. Sullivan, Chicago.....	86	330
Miss E. B. Spalding, Chicago.....	68	280
Mrs. J. W. Turner, Des Moines.....	73	275
Mrs. H. S. Taylor, Chicago.....	54	223
Mrs. C. P. Whitney, Evanston.....	49	203

DOUBLE COLUMBIA ROUND.

Mrs. J. H. Taylor, Detroit.....	131	731
Mrs. J. W. Turner, Des Moines.....	112	574
Miss J. V. Sullivan, Chicago.....	111	511
Miss M. C. Williams, Chicago.....	117	491
Miss E. B. Spalding, Chicago.....	99	453
Mrs. M. MacNeill, Jr., Chicago.....	96	452

TEAM ROUNDS.

Chicago men's team.....	318	1,528
Chicago women's team.....	201	861

FLIGHT SHOOTING.

Dr. R. P. Elmer.....	270	yards
Miss F. M. Patrick.....	139	yards

The national meeting for 1912 will be held in Boston. The officers are:

President—Henry B. Richardson, 224 Beacon street, Boston, Mass.

Vice-Presidents—Cyrus E. Dallen, Arlington Heights, Mass.; W. A. Clark, Wyoming, O.; Dr. R. P. Elmer, Wayne, Pa.

Secretary-Treasurer—Burton Payne Gray, Tremont building, Boston, Mass.

Executive Committee—The officers, with W. B. Gillette, Averil Park, N. Y.; W. J. Ghent, Washington, D. C.; Dr. E. B. Weston, Chicago.

FENCING

Cornell won the Intercollegiate fencing championship in New York, N. Y., April 1, 1911, with 35 points. Other scores were: West Point, 24; Naval academy, 22; Columbia, 18; Pennsylvania, 14; Harvard, 12.

In an invitation fencing meet held in the gymnasium of the Illinois Athletic club, Chicago, April 1, 1911, the University of Chicago won the event for junior teams by a score of 6 to 3, while the University of Michigan fencers were victorious in the novice foil event, 5 to 4.

The Harvard Fencing club won the New England fencing championship honors in Boston, Mass., April 6, 1911. J. A. MacLaughlin won in foils and C. A. Bliss in dueling swords.

C. Waldbott of the Chicago Turners won the Illinois state championship in foils at a tournament held in Chicago April 22, 1911. Oscar Lange won the dueling sword honors and the saber title went to A. E. Sauer.

BASKET BALL.

CONFERENCE CHAMPIONSHIP.

Minnesota and Purdue were tied in the conference basket ball championship series of 1911, each having won 8 and lost 4 games. Standing of the clubs at the close of the season, March 11:

Club.	W. L.	Pct.	Club.	W. L.	Pct.		
Minnesota.....	8	4	667	Wisconsin.....	6	5	500
Purdue.....	8	4	667	Indiana.....	5	5	500
Chicago.....	7	5	582	Northwestern.....	1	12	477
Illinois.....	6	5	545	Iowa*.....	2	2	500

*Eight games necessary to secure ranking.

EASTERN INTERCOLLEGIATE LEAGUE.

Columbia won the eastern intercollegiate league basket ball championship in 1911. Following was the standing of the clubs at the close of the season, March 4:

Club.	W. L.	Pct.	Club.	W. L.	Pct.		
Columbia.....	7	1	875	Yale.....	3	5	375
Pennsylvania.....	5	3	625	Princeton.....	1	7	125
Cornell.....	4	4	500				

MINOR COLLEGE CHAMPIONSHIP.

Lake Forest won the minor college conference basket ball championship of the middle west March 4, 1911, by defeating Beloit at Lake Forest. The final standing of the clubs was:

Club.	W. L.	Pct.	Club.	W. L.	Pct.		
Lake Forest.....	8	0	1,000	Armour.....	3	5	376
Knox.....	3	3	500	Monmouth.....	0	6	000
Beloit.....	2	2	500				

ROLLER SKATING.

AMERICAN RECORDS.

100 yards—10, Henry Becker, Chicago, 1910.
1/4 mile—36, Fred Tyrrell, Chicago, 1909.
1/2 mile—1:15, Allie Moore, Chicago, 1908.
1 mile—2:27 1/2, Clarence Hamilton, Chicago, 1909.
2 miles—5:04 1/2, John Flannery, Chicago, 1903.
3 miles—7:55 1/2, Allie Moore, Chicago, 1908.
10 miles—33:20, L. Bierwirth, San Francisco, 1909.

ROQUE.

The annual tournament of the National Roque association took place in Norwich, Conn., Aug. 14-19, 1911. The championship in the first division was won by Edward Clark of Springfield, Mass., who took eleven straight games.

Haold Bosworth of New London, Conn., is president and Frank H. Foss of Norwich, Conn., secretary-treasurer of the association.

AMATEUR ATHLETIC RECORDS.

CENTRAL WEST.

[Compiled by Martin B. Herbert, official handicapper Central association of the A. A. U.]

- 35-yard run—.04.* Clyde A. Blair, University of Chicago gymnasium, Feb. 22, 1902, and May 9, 1902; also University of Wisconsin gymnasium, Madison, Wis., March 16, 1902; also W. Hogenson, University of Chicago, and Frank Waller, University of Wisconsin, at University of Wisconsin gymnasium, Madison, Wis., March 18, 1905.
- 40-yard run—.04% L. Gertinrich, 1st regiment armory, Chicago, Jan. 22, 1898; James Wasson, Notre Dame, Ind., March 19, 1910 (equals world's record); .04%* C. Bell and E. C. English, Notre Dame, Ind., March 9, 1901; William Borden, 1st regiment armory, Chicago, March 30, 1901; Clyde A. Blair, 1st regiment armory, Chicago, Feb. 6, 1902; Walter Eckersall, at 1st regiment armory, Chicago, Feb. 28, 1903; Archie Hahn, at Ann Arbor, Mich., May 15, 1902; also E. D. Staples, Notre Dame, Ind., at Notre Dame university gymnasium, March 15, 1902.
- 45-yard run—.05% Clyde Blair and Victor Rice, at University of Chicago gymnasium, Feb. 13, 1904.
- 50-yard run—.05%* C. Bell, Coliseum, St. Louis, Mo., March 8, 1902; Walter Eckersall, Cincinnati, O., Feb. 26, 1903; Victor Rice, at University of Chicago gymnasium, Feb. 20, 1904.
- 60-yard run—.06% James Wasson, University of Notre Dame, Auditorium, Milwaukee, Wis., March 12, 1910.
- 75-yard run—.07% Archie Hahn, Milwaukee A. C., at Milwaukee Exposition building, March 11, 1905, in trial and final heats.
- 100 yards—.09% J. H. Rush, C. A. A., Parkside field, Chicago, June 18, 1898; C. W. Stage, Cleveland A. C., at Cleveland, O., Sept. 2, 1893; J. V. Crum, Chicago A. A., at Chicago, June 15, 1895.
- 150 yards—.17. C. S. Borden, Tattersall's, Chicago, March 5, 1898.
- 220-yard run—.21% G. C. Poage, University of Illinois field, straightaway path, Champaign, Ill., May 16, 1902.
- 300-yard run—.33% Harry H. Bascom, Chicago Hyde Park high school, Tattersall's, Chicago, March 5, 1898.
- 440-yard run—.49% G. C. Poage, University of Illinois field, third of a mile path, Champaign, Ill., May 16, 1902; .49% Ed Merrill, Marshall field, quarter of a mile path, Chicago, Ill., June 1, 1901.
- 600 yard run—1:15% G. C. Holland, Coliseum, 63d street, Chicago, May 12, 1897.
- 880-yard run—1:57. J. D. Lightbody, University of Chicago, at Ann Arbor, Mich., May 20, 1905.
- 1,000-yard run—2:36. C. McCully, University of Illinois, Champaign, Dec. 14, 1902.
- 1-mile run—4:25. J. D. Lightbody, University of Chicago, at Marshall field, Chicago, June 3, 1905.
- 2-mile run—9:50. F. A. Rowe, University of Michigan, at Marshall field, Chicago, June 3, 1905.
- 1-mile walk—6:46% W. B. Fetterman, Parkside field, Chicago, June 23, 1898; 7:00. J. Bredstein, Ravenswood field, Chicago, June 23, 1900.
- 40-yard hurdle race, 3 hurdles, 3 ft. 6 in. high—.05% Fred G. Moloney, University of Chicago, at University of Chicago old gymnasium, Feb. 15, 1902; also M. B. Herbert, First Regiment A. A., at 1st regiment armory, March 29, 1902 (world's record).
- 45-yard hurdle race, 4 hurdles, 2 ft. 6 in.—.06% Walter Steffen, at University of Chicago gymnasium, Feb. 27, 1904.
- 50-yard hurdle race, 3 hurdles, 3 ft. 6 in.—.06% Mark Catlin, University of Chicago, at Bartlett gymnasium, March 4, 1905, on rubber mat; L. C. Bailey, Chicago Y. M. C. A., Cincinnati, O., March 10, 1906.
- 50-yard low hurdle race, 2 hurdles, 2 ft. 6 in. high—.06. Sidney Fletcher, University of Notre Dame, at Bartlett gymnasium, March 20, 1909, on rubber mat.
- 60-yard low hurdle race, 4 hurdles, 2 ft. 6 in. high—.07. Mark Catlin, University of Chicago, at Chicago Coliseum, March 28, 1905; W. A. Draper, Chicago A. A., at Chicago Coliseum, March 28, 1905; Walter Steffen, First Regiment A. A., at Chicago Coliseum, March 28, 1905; Frank Waller,

- University of Wisconsin, at Chicago Coliseum, March 28, 1905.
- 60-yard high hurdle race, 4 hurdles, 3 ft. 6 in.—.10% Walter Steffen, First Regiment A. A., at Chicago Coliseum, March 28, 1905.
- 75-yard hurdle race, 3 hurdles, 2 ft. 6 in. high—.08%* Fred G. Moloney, Exposition building, Milwaukee, March 1, 1902.
- 75-yard hurdle race, 6 hurdles, 3 ft. 6 in. high—.09%* F. W. Schule, Milwaukee A. C., at Milwaukee Exposition building, March 6, 1904.
- 120-yard hurdle race, 10 hurdles, 2 ft. 6 in. high—.15%* A. C. Kraenzlein, Parkside field, Chicago, June 18, 1898; .15% F. Smithson, University of Notre Dame, Marshall field, Chicago, June 1, 1907, strong wind on back of runner.
- 220-yard hurdle race, 10 hurdles, 2 ft. 6 in. high—.24% Fred G. Moloney, University of Illinois field, Champaign, straightaway course, May 6, 1902; .25. M. Bockman, Marshall field, Chicago, around half circle at start, June 1, 1901.
- 300-yard hurdle race, 10 hurdles, 2 ft. 6 in. high—.36%* A. C. Kraenzlein, Coliseum, 63d street, Chicago, May 12, 1897.
- Pole vault for height—12 ft. 4% in.* Leroy Samae, University of Indiana, at conference meet, Evans-ton, Ill., June 2, 1906.
- Running high jump—6 ft. 1/4 in., I. K. Baxter, Parkside field, Chicago, June 18, 1898; J. Fuhrer, at Madison, Wis., May 21, 1904; 5 ft. 1 1/2 in., Otto Kaecke, First Regiment A. A., Milwaukee, March 7, 1903.
- Standing high jump—5 ft. 3 1/2 in., Raymond C. Ewry, Lafayette, Ind., May 29, 1896.
- Running broad jump—24 ft. 1 in., Frank Irons, Chicago A. A., Marshall field, Chicago, Aug. 7, 1909.
- Standing broad jump—11 ft., Roy Ewry, Coliseum, 63d street, Chicago, May 12, 1897.
- Putting 12-lb. shot, 7-ft. circle—56 ft. 2 1/2 in.* Ralph Rose, Ann Arbor, March 19, 1904.
- Putting 16-lb. shot, 7-ft. circle—48 ft. 7 in.,* Ralph Rose, at Chicago, May 21, 1904.
- Throwing 12-lb. hammer, 4-ft. handle over all, 7-ft. circle—185 ft. 5 1/2 in., Lee Talbot, manual training high school, Kansas City, Mo., at Marshall field, Chicago, June 9, 1906.
- Throwing 16-lb. hammer, 4-ft. handle over all, 7-ft. circle—163 ft., A. Plaw, Ravenswood field, Chicago, June 23, 1905; with one hand, 159 ft. 11 in., E. F. Barry, University of Chicago, at Marshall field, Chicago, June 30, 1906.
- Throwing 56-lb. weight, 7-ft. circle—32 ft. 2 3/4 in., J. S. Mitchell, New York Athletic club, Milwaukee, Sept. 1, 1903.
- Throwing the discus, 4 1/2 lbs., throw in 7-ft. circle—140 ft. 2 3/4 in., J. C. Garrels, University of Michigan, at Marshall field, Chicago, June 3, 1905.
- 1/2-mile relay (4 men)—1:34. Detroit university school, at Ann Arbor, Mich., May 27, 1905.
- 1-mile relay (4 men)—3:26% University of Chicago (H. Groman, W. Barker, R. Quigley, C. A. Blair), at Marshall field, June 3, 1905.

INDOOR RECORDS, CENTRAL ASSOCIATION, A. A. U.
[Compiled by Martin B. Herbert, official handicapper Central association.]

- 35-yard run—.04. Clyde A. Blair, twice at University of Chicago gymnasium, Chicago, Feb. 22, 1902, and same place May 8, 1902; also at University of Wisconsin, Madison, Wis., May 16, 1902 (all on floor); W. Hogenson, University of Chicago, and Frank Waller, University of Wisconsin, twice at Madison, Wis., March 18, 1905.
- 40-yard run—.04% C. Bell and E. C. English, at Notre Dame, Ind., March 9, 1901, on turf; William Borden, at 1st regiment armory, Chicago, March 30, 1901, on maple floor; Clyde A. Blair, at 1st regiment armory, Chicago, Feb. 6, 1902; Archie Hahn, at University of Michigan gymnasium, Ann Arbor, Feb. 15, 1902; Walter Eckersall, Hyde Park high school, 1st regiment armory, Chicago, Feb. 28, 1903; E. D. Staples, Notre Dame gymnasium, March 15, 1902, on turf.
- 45-yard run—.05% Clyde Blair and V. S. Rice, University of Chicago, at Bartlett gymnasium, Chicago, Feb. 13, 1904, on rubber mat.
- 50-yard run—.05%* Walter Eckersall, at Cincinnati,

nati, O., Feb. 26, 1903; Victor Rice, at Chicago, Feb. 20, 1904.

60-yard run—.067%, C. L. Parson, University of Wisconsin at Chicago Coliseum, March 28, 1906.

75-yard run—.07%, Archie Hahn, Milwaukee A. C., at Milwaukee Exposition building, March 11, 1905, in trial and final heat.

100-yard run—.10, A. B. Potter, at Coliseum, 63d street, Chicago, May 14, 1897, on pine floor, straight course.

150-yard run—.17, C. S. Borden, at Tattersall's, Chicago, March 5, 1898, on floor around half-circle on end.

220-yard run—.233%, P. J. Corcoran, at Notre Dame, Ind., March 9, 1901, on gymnasium turf course, one and one-half laps; also same place and track, E. D. Staples, Notre Dame, March 15, 1902.

300-yard run—.333%, Harry H. Bascom, at Tattersall's, Chicago, March 5, 1898, on floor, around circular ends.

440-yard run—.512%, E. J. Lindberg, Chicago Athletic association, at Auditorium, Milwaukee, March 12, 1910.

600-yard run—.115%, G. G. Holland, at Coliseum, 63d street, Chicago, May 12, 1897, on pine floor.

880-yard run—.158%, John F. Devine, Jr., Notre Dame university, dirt track, slight bank, 12 laps to a mile, March 1, 1911.

1,000-yard run—.236, C. McCully, University of Illinois, at Champaign, Dec. 14, 1902, on gymnasium circular banked track.

1-mile run—.424, J. L. Lightbody, University of Chicago, at Tattersall's, Chicago, March 13, 1907, on 10-lap wooden track.

2-mile run—.956%, Fred Hall, University of Chicago, at Madison, Wis., March 14, 1903, gymnasium circular track.

5-mile run—.2747, John T. Armour, First Regiment A. C., at 1st regiment armory, Jan. 30, 1909, on hard floor track, 12 laps to a mile.

1-mile walk—.706%, Joseph Bredstein, at Exposition building, Milwaukee, Wis., March 3, 1900, on pine floor, 11 laps.

40-yard hurdle race, 3 hurdles, 3 ft. 6 in. high—.05%, Fred G. Moloney, University of Chicago, at Chicago university old gymnasium, Feb. 15, 1902; also M. B. Herbert, First Regiment A. A., at 1st regiment armory, Chicago, March 29, 1902. This is world's record.

45-yard hurdle race, 4 hurdles, 2 ft. 6 in.—.06%, Walter Steffen, North Division high school, at University of Chicago gymnasium, Feb. 27, 1904.

50-yard hurdle race, 3 hurdles, 3 ft. 6 in. high—.06%, Mark Catlin, University of Chicago, at Bartlett gymnasium, March 4, 1905; L. C. Bailey, Chicago Y. M. C. A., at Cincinnati, O., March 10, 1906; W. B. LaZear, Chicago Athletic association, in Bartlett gymnasium, Chicago, April 4, 1908.

50-yard low-hurdle race, 3 hurdles, 2 ft. 6 in. high—.06, Sidney Fletcher, University of Notre Dame, at Bartlett gymnasium, March 20, 1909, on rubber mat.

60-yard high-hurdle race, 4 hurdles, 3 ft. 6 in. high—.08, W. W. Taylor, Hyde Park high school, at 7th regiment armory (Tattersall's), April 28, 1906; Walter Steffen, First Regiment A. A., at Chicago Coliseum, March 28, 1905.

60-yard low-hurdle race, 4 hurdles, 2 ft. 6 in. high—.07, Mark Catlin, University of Chicago, at Chicago Coliseum, March 28, 1905; Walter Steffen, First Regiment A. A., at Chicago Coliseum, March 28, 1905; Frank Waller, University of Wisconsin, at Chicago Coliseum, March 28, 1906.

75-yard high-hurdle race, 6 hurdles, 3 ft. 6 in. high—.09%, W. F. Schule, at Milwaukee Exposition building, March 5, 1904.

75-yard low-hurdle race, 3 hurdles, 2 ft. 6 in. high—.08%, Fred G. Moloney, at Exposition building, Milwaukee, Wis., March 1, 1902, on pine floor.

300-yard hurdle race, 10 hurdles, 2 ft. 6 in. high—.136%, A. Kraenzlein, at Coliseum, 63d street, Chicago, May 12, 1897, on pine floor.

Pole vault for height—12 ft. 2 in., C. S. Jacobs, University of Chicago, at Bartlett gymnasium, March 20, 1909.

Standing high jump—5 ft. 3 in., Raymond C. Ewry, at Coliseum, 63d street, Chicago, May 12, 1897.

Running high jump—6 ft. ¼ in., L. Miller, Univer-

sity of Indiana, at Bartlett gymnasium, April 4, 1908.

Standing broad jump—11 ft., Raymond C. Ewry, Coliseum, 63d street, Chicago, May 13, 1897.

Running broad jump—22 ft. 7¾ in., Frank C. Irons, C. A. A., at Notre Dame, Ind., March 13, 1909, in gymnasium, on turf.

Putting 12-lb. shot, 7-ft. circle—46 ft. 3 in., Garry Williamson, Morgan Park academy, at Chicago Coliseum, March 28, 1906.

Putting 16-lb. shot, 7-ft. circle—48 ft. 5 in., Ralph Rose, Chicago A. A., at Milwaukee Exposition building, March 11, 1905.

Throwing discus, 4½ lbs.—7 ft. circle—99 ft. 6 in., J. Mitchell, Coliseum, 63d street, Chicago, May 12, 1897.

1-mile relay (4 men)—3:30%, Chicago Y. M. C. A. (C. Johnson, George Lundell, Ed Larson, Q. H. Powell), at Milwaukee Exposition building, circular ends banked pine track.
*American amateur records.

HIGH-SCHOOL RECORDS.

Best performances by Cook county athletes in championship contests, 1890-1910. Data compiled by M. B. Herbert, handicapper Central association, A. A. U.

50-yard run—.05%, W. Merrill, Englewood, at Marshall field, May 27, 1905, and F. Kuhn, Wendell Phillips, at Marshall field, June 20, 1908.

100-yard run—.10%, W. Merrill, Englewood, at Marshall field, May 27, 1905; also F. Kuhn, Wendell Phillips, at Marshall field, June 15, 1907.

220-yard run—.22%, J. Martin, Oak Park, at Marshall field, June 20, 1908.

440-yard run—.53%, J. L. Barker, Evanston, at Ravenswood, June 14, 1902; A. W. Bohnsack, Lake View, at Marshall field, June 16, 1906.

880-yard run—.204%, T. Timblin, McKinley, at Marshall field, June 15, 1907.

1-mile run—.443%, Robert Brown, Evanston, at Ravenswood, June 9, 1900.

½-mile walk—.338, L. J. Byrne, Englewood, at Marshall field, June 24, 1899.

120-yard high hurdles—.116, R. Deming, Oak Park, at Marshall field, June 20, 1908.

220-yard low hurdles—.226%, R. Deming, Oak Park, at Marshall field, June 20, 1908.

Pole vault—11 ft. 3 in., C. Morris, Englewood, at Marshall field, June 24, 1904.

Running high jump—5 ft. 8½ in., E. E. Quantrell, Northwest Division, at Ravenswood, June 15, 1901.

Running broad jump—21 ft. 9 in., Harrison, Crane, at Marshall field, May 27, 1905.

Putting 16-lb. shot—33 ft. 8½ in., W. L. Sheppard, Hyde Park, at 35th street and Wentworth avenue, June 16, 1894.

Putting 12-lb. shot—45 ft. 6 in., E. Wilson, University high, at Marshall field, June 20, 1908.

Throwing 12-lb. hammer—154 ft., W. Hales, Oak Park, at De Paul university field, June 5, 1909.

Throwing the discus—111 ft. 2 in., P. Luude, Lake View, at Marshall field, June 15, 1907.

½-mile relay (4 men)—1:36%, Wendell Phillips, at Marshall field, May 27, 1905.

1-mile relay (4 men)—3:39, North Division (A. Sheyning, X. Vigeant, H. Wallace, G. Vigeant), at Marshall field, June 15, 1907.

WESTERN INTERCOLLEGIATE CHAMPIONSHIPS.

Minneapolis, Minn., June 3, 1911.

100-yard dash—Wasson, Notre Dame, .10%.
220-yard dash—Wilson, Coe, .22%.
440-yard run—Davenport, Chicago, .49%.
880-yard run—Davenport, Chicago, 1:56%.
1-mile run—Johnson, Missouri, 4:27%.
2-mile run—Steele, Missouri, 9:50.
120-yard hurdles—Nicholson, Missouri, .15%.
220-yard hurdles—Kirksey, Missouri, .25%.
High jump—Nicholson, Missouri, and Beeson, California, 5 ft. 9¾ in.
Broad jump—Allen, California, 23 ft. 1 in.
Pole vault—Coyle, Chicago, and Murphy and Grabam, Illinois, 12 ft.
16-lb. hammer—Pierce, Wisconsin, 141 ft. 8 in.
16-lb. shot—Menaud, Chicago, 42 ft. 8 in.
1-mile relay—Illinois, 3:51.
Discus—Roberts, Missouri, 123 ft. 10¼ in.

Summary of points—Missouri, 35; Chicago, 25%; California, 20; Illinois, 19 5-12; Wisconsin, 19 1-12; Notre Dame, 16; Minnesota, 10 3/4; Coe, 8; Purdue, 5; Northwestern, 2; Morningside, 2; Kansas, 1 1-12; South Dakota, 1.

WESTERN INTERCOLLEGIATE RECORDS.

100-yard dash—109%, Blair, Chicago, 1903, and W. W. May, Illinois, 1907 and 1908.
 220-yard dash—215%, Hahn, Michigan, 1903.
 440-yard run—148%, Davenport, Chicago, 1910.
 880-yard run—156%, Davenport, Chicago, 1910-1911.
 1-mile run—4:20 1/4, Baker, Oberlin, 1910.
 2-mile run—9:50, Rowe, Michigan, 1905, and Earl Steele, Missouri, 1911.
 120-yard hurdles—15%, F. G. Moloney, Chicago, 1902.
 220-yard hurdles—24%, Fletcher, Notre Dame, 1910.
 High jump—6 ft. 5/8 in., French, Kansas, 1910.
 Broad jump—23 ft. 1 in., F. H. Allen, California, 1911.
 Pole vault—12 ft. 4 1/2 in., Samse, Indiana, 1906.
 16-lb. hammer—157 ft. 1 in., Thomas, Purdue, 1904.
 16-lb. shot—47 ft. 1/4 in., Rose, Michigan, 1904.
 Discus—140 ft. 2 3/4 in., Garreis, Michigan, 1905.

EASTERN INTERCOLLEGIATE CHAMPIONSHIPS.

Harvard stadium, Cambridge, May 27, 1911.
 100-yard dash—Craig, Michigan, 109%.
 220-yard dash—Craig, Michigan, 21%.
 440-yard run—Young, Amherst, 48%.
 880-yard run—Jones, Cornell, 1:54 1/4.
 1-mile run—Jones, Cornell, 4:15 3/4.
 2-mile run—Berna, Cornell, 9:25 1/2.
 120-yard hurdles—Chisholm, Yale, 1:57%.
 220-yard hurdles—Chisholm, Yale, 2:34%.
 High jump—Dairimple, M. I. T., and Burdick and Frazier, Pennsylvania, tied at 6 feet.
 Broad jump—Holden, Yale, 22 ft. 3 3/4 in.
 Pole vault—Babcock, Columbia, 12 ft. 8 3/4 in.
 16-lb. hammer—Tilley, Dartmouth, 145 ft. 1 1/2 in.
 16-lb. shot—Horner, Michigan, 46 ft. 7 1/2 in.

Summary of points—Cornell, 30%; Yale, 24%; Michigan, 24; Pennsylvania, 18%; Dartmouth, 9; Princeton, 8; Harvard, 6; Columbia, 5; Amherst, 5; M. I. T., 3 1/2; Williams, 3; Penn State, 2; Rutgers, 2; Brown, 2.

EASTERN INTERCOLLEGIATE RECORDS.

100-yard dash—109%, A. F. Duffey, Berkeley oval, New York, May 25, 1902.
 220-yard dash—121%, R. C. Craig, Michigan, 1910 and 1911.
 440-yard run—48%, Taylor, Pennsylvania, 1907, and Young, Amherst, 1911.
 880-yard run—1:54 1/4, J. P. Jones, Cornell, 1911.
 1-mile run—4:15 3/4, J. P. Jones, Cornell, 1911 (world's amateur record).
 2-mile run—9:25 1/2, T. S. Berna, Cornell, 1911.
 120-yard hurdles—15%, Garreis, Michigan, 1907, and Shaw, Dartmouth, 1908.
 220-yard hurdles—23%, A. C. Kraenzlein, Pennsylvania, 1898.
 High jump—6 ft. 3 in., J. D. Winsor, Jr., Pennsylvania, 1897.
 Broad jump—24 ft. 4 1/2 in., A. C. Kraenzlein, Pennsylvania, 1899.
 Pole vault—12 ft. 8 1/2 in., H. S. Babcock, Columbia, 1911.
 16-lb. hammer—173 ft. 6 in., Lee J. Talbot, Penn State, 1910.
 16-lb. shot—46 ft. 7 1/2 in., Horner, Michigan, 1911.
 1-mile walk—6:45%, W. B. Fetterman, Jr., Pennsylvania, 1898.

GYMNASTIC CHAMPIONSHIP.

The University of Illinois won the western intercollegiate gymnastic championship at the Bartlett gymnasium, Chicago, April 22, 1911, with 1,104 1/2 points. The University of Chicago was second with 1,016 1/2 points. Wisconsin was third with 970 and Minnesota fourth with 945 points.

UNIVERSITY OF CHICAGO INTERSCHOLASTIC.

The tenth annual interscholastic athletic tournament of the University of Chicago took place on Marshall field, June 10, 1911, and was won by Oak Park with 17 points. Central high of Toledo was second with 16 1/2 points and Oshkosh third with 11 points. Winners and records:
 100-yard dash—Lanyon, Morgan Park; 10%.
 220-yard dash—Wood, Omaha, 22%.

440-yard run (A)—Osborn, Kalamazoo, 52%.
 440-yard run (B)—Goelitz, Oak Park, 52%.
 880-yard run (A)—Souder, Toledo, 2:02%.
 880-yard run (B)—Osborn, Kalamazoo, 2:01.
 1-mile run—Miller, Muskegon, 4:41.
 2-mile run—Garrity, Beloit, 10:51%.
 120-yard high hurdles—Schobinger, Harvard school, 1:16.
 220-yard low hurdles—Smith, Bay City, 26%.
 High jump—Shrader of Iowa City, Honold of Paris and Emerson of Oregon tied for first place, 5 ft. 8 in.
 Running broad jump—Russell, Oak Park, 21 ft. 9 in.
 Discus throw—Mucks, Oshkosh, 136 ft. 5 in.
 12-lb. shot—Mucks, Oshkosh, 44 ft. 5 in.
 Pole vault—Schobinger, Harvard school, 11 ft. 1 1/2 in.
 Hammer throw—Berry, Beardstown, 165 ft. 11 in.
 1/4-mile relay—Bluet, Lane, 47.

ILLINOIS INTERSCHOLASTIC.

The University of Illinois annual interscholastic meet, held in Champaign, Ill., May 20, 1911, was won by the track team of the University high school, Chicago, with 23 points. Hyde Park was second with 13 1/2 points and Oak Park third with 17. Record of winning schools to date:

1894—Peoria.	1903—Hyde Park.
1894—Urbana.	1904—Pontiac.
1895—Englewood.	1905—Englewood.
1896—Rockford.	1906—Wendell Phillips-West Aurora, tied.
1897—Englewood.	1907—Oak Park.
1898—East Aurora.	1908—Oak Park.
1899—Biggsville.	1909—University high.
1900—Biggsville.	1910—University high.
1901—Englewood.	1911—University high.
1902—South Division.	

NATIONAL AMATEUR CHAMPIONSHIPS.

The annual championship contests of the Amateur Athletic Union of the United States took place in Pittsburgh, Pa., July 1-2, 1911. The Irish-American Athletic club of New York, N. Y., again won both the senior and junior championships, making 58 points in the senior and 37 in the junior event. The New York Athletic club was second in the junior contests with 27 points and the Boston Athletic association third with 23 points. Four junior Amateur Athletic union records were broken. In the pole vault, S. B. Wagoner of the Pittsburgh A. A. cleared the bar at 12 feet 5.64 inches. In the running high jump, O. Johnstone of the Boston A. A. made 6 feet 6.10 inches. In throwing the discus A. M. Mucks of Chicago covered 123 feet 5 inches. G. A. Dull of the Pittsburgh A. A. ran five miles in 26:08 3/4. The standing of the teams in the senior contests was:

Teams.	Points.
Irish-American Athletic club.....	58
New York Athletic club.....	28
Seattle Athletic club.....	12
Olympic Athletic club, San Francisco.....	11
Boston Athletic club.....	7
Cleveland Athletic club.....	7
Chicago Athletic association.....	6
Kansas City Athletic club.....	6
Unattached.....	5
Pittsburgh Athletic association.....	3
Aquinas Athletic club, Philadelphia.....	3
Brookline Athletic association.....	3
University of Chicago.....	3
South Boston Athletic association.....	3
Three records were broken in the senior events. Melville E. Sheppard of the Irish-Americans making the half mile in 1:54 1/4, A. R. Kiviat of the same club making the mile in 4:19 1/4, and O. F. Suedgier of the Olympic club, San Francisco, throwing the javelin 165.21 feet. Summary of the senior events:	
120-yard hurdles—Won by Shaw, Irish-American A. C.; Blanchard, Boston A. A., second; Griffith, Pittsburgh A. A., third. Time, 1:53. Eller, Irish-American A. C., finished third, but disqualified for knocking down three hurdles.	
Throwing 16-lb. hammer—Won by Walsh, New York A. C., 177 ft. 6 1/2 in.; McGrath, N. Y. A. C., second, 173 ft. 7 1/2 in.; Ryan, Irish-American A. C., third, 165 ft. 2 in.	
Putting 16-lb. shot—Won by McDonald, Irish-American A. C., 47 ft. 9 in.; Talbot, Kansas City A.	

C., second, 45 ft. 6 in.; Coe, Boston A. A., third, 45 ft. 4 in.

880-yard run—Won by Sheppard, Irish-American A. C.; Riley, Irish-American A. C., second; Frick, New York A. C., third. Time, 1:54½. (Previous A. A. U. record, 1:55½.)

100-yard dash—Won by Gwinn Henry, New York, unattached; Rosenberger, Irish-American A. C., second; Martin, Seattle A. C., third. Time, :10.

1-mile run—Won by Kivlat, Irish-American A. C.; Hedlund, Brockline G. A. A., second; Baker, Cleveland A. C., third. Time, 4:19½. (New A. A. U. record.)

Throwing the discus—Won by Martin J. Sheridan, Irish-American A. C., 133 ft. 9½ in.; Lee Talbot, Kansas City A. C., second, 133 ft. 1½ in.; A. M. Mucka, Chicago A. A., third, 131 ft. 5½ in.

440-yard run—Won by Lindberg, Chicago A. C.; Gish, Seattle A. A., second; Wyman, Olympic A. C., San Francisco, third. Time, :49.

5-mile run—Won by Boniag, Irish-American A. C.; Luruna, Aquinas C. C., Philadelphia, second; E. Fitzgerald, New York A. C., third. Time, 25:50½.

Running high jump—Won by Grampelt, New York A. C., 6 ft. 8 in.; Porter, Irish-American A. C., second, 6 ft. 3 in.; Burdick, Pittsburgh A. A., third, 6 ft. 1 in.

220-yard hurdle race—Won by Eller, Irish-American A. C.; Gutterson, Boston A. A., second; Meyers, Pittsburgh A. A., third. Time, :24½.

56-lb. weight—Won by McDonald, Irish-American A. C., 38 ft. 9½ in.; McGrath, New York A. C., second, 37 ft. 7½ in.; Walsh, New York A. C., third, 34 ft. ¾ in.

Running broad jump—Won by Adams, New York A. C., 23 ft. 4-10 in.; Ahearn, Irish-American A. C., second, 22 ft. 97-100 in.; Sneligar, Olympic club, San Francisco, third, 22 ft. 53-100 in.

220-yard run—Won by Nelson, Seattle A. C.; Cooke, Cleveland A. C., second; Drew, South Boston A. A., third. Time, :21½.

Pole vault—E. T. Cooke, Jr., Cleveland A. C., first; Coyle, Chicago A. A., second; Bellah, Olympic club, San Francisco, third. All tied at 12 ft. 6 in. In the draw-off they took above positions.

Throwing javelin—Won by Sneligar, Olympic club, San Francisco, 165.20 ft.; Gish, Seattle A. C., second, 154 ft. 1½ in.; Adams, New York A. C., third, 153 ft. ¾ in. (New A. A. U. record.)

Hop, step and jump—Won by D. Ahearn, Irish-American A. C., 48 16-100 ft.; T. Ahearn, New York A. C., second, 46 98-190 ft.; Sneligar, Olympic club, San Francisco, 42 98-100 ft.

FRANKLIN FIELD RELAY RACES.

The national championship relay races for college and high schools were run on Franklin field, Philadelphia, April 29, 1911, with the following results:

1-mile college championship of America—Chicago, first; Michigan, second; Cornell, third; Pennsylvania, fourth; Syracuse, fifth. Time, 3:21½. (Winning team, Menaul, Straube, Skinner, Davenport.)

2-mile college championship of America—Pennsylvania (Masters, Clinch, Bodley and Foster), first; Illinois (Barron, Herrick, Rohrer and Cope), second; Princeton (Gordon, Stickney, Chopin and McKinney), third. Time, 8:00½.

4-mile college championship of America—Cornell (Funger, Putnam, Berna, Jones), first; Pennsylvania (Boyle, Wolfe, Levering, Paul), second. Time, by miles, 4:31½, 9:01, 13:32½, 17:55, breaking the American record of 18:08½, made by the Irish-American A. C. in 1909.

1-mile freshman relay championship of America—Won by Dartmouth; Pennsylvania, second; Columbia, third. Time, 3:27½.

1-mile high school championship of America—Boston English high, first; Barringer high school, Newark, N. J., second; Brooklyn M. T. H. S., third; Philadelphia central high school, fourth. Time, 3:29½. This breaks the American high school record of 3:32½, made by Brooklyn M. T. H. S. in 1909.

INTERNATIONAL UNIVERSITY MEET.

Picked teams representing the universities of Oxford and Cambridge on the one hand and Yale and Harvard on the other met at the Queen's club, London, July 11, 1911, and engaged in an athletic con-

test which resulted in a victory for England by a score of 5 to 4. The Oxford-Cambridge athletes won the hammer throw, 100-yard dash, 440-yard, 1-mile and 2-mile runs. The Americans took the 120-yard hurdle race, the ½-mile race and the high and broad jumps. Four international meets have been held by the same universities, as follows:

1893—At Queen's club, London, July 22; won by England, 5 to 4.

1901—At Berkeley oval, New York, Sept. 25; America won, 6 to 3.

1904—At Queen's club, London, July 23; America won, 5 to 3.

1911—At Queen's club, London, July 11; England won, 5 to 4.

CONFERENCE INDOOR MEET.

Chicago university won the first annual indoor track and field meet of the Western Intercollegiate Athletic association, held in Patten gymnasium, Evanston, Ill., March 25, 1911, with 36 points. Illinois was second with 33, Minnesota third with 14, Purdue and Wisconsin were tied for fourth with 10 each, and Northwestern was fifth with 4. S. H. Whiting of Chicago won the 60-yard high hurdle race in 8 seconds, equaling the record of Forest Smithson, Hoffman of Purdue won the 60-yard dash in :06½, which equals the world's indoor record, but as the runners started on an incline the mark was not allowed.

INDOOR CHAMPIONSHIPS.

The Chicago Athletic association won the Central Amateur Athletic union track and field championships meet at Dexter Park pavilion, Chicago, March 11, 1911, with a score of 46 points. Notre Dame was second with 30 points. Unattached athletes and Ohio State university tied for third with 5 points each. The Illinois Athletic club had 4 points, the Chicago Irish Amateur Athletic club 3, the Sodality Athletic club of Milwaukee 1 and the Cincinnati Gymnastic and Athletic club, 1.

PRINCIPAL OLYMPIAN RECORDS.

Olympian records to date are as follows:

60-meter run—:04. A. C. Kraenzlein, Archie Hahn (1904), W. Hogenson (1904).

100-meter run—:10½. F. W. Jarvis; R. E. Walker (1908).

200-meter run—:21½. Archie Hahn (1904).

400-meter run—:49½. H. Hillman (1904).

1,500-meter run—4:03½. Melvin W. Sheppard (1908) and M. F. Hallows (1908).

800-meter run—1:52½. Melvin W. Sheppard (1908).

2,500-meter steeplechase—7:34. G. W. Orton.

4,000-meter steeplechase—12:58½. C. Reinmer, England.

110-meter hurdle race—:15. F. C. Smithson (1908).

200-meter hurdle race—:24½. H. Hillman (1904).

400-meter hurdle race—:55. C. J. Bacon (1908).

Running high jump—6 ft. 3 in., Harry F. Porter (1908).

Running broad jump—24 ft. 6½ in., F. C. Irons (1908).

Standing high jump—5 ft. 5 in., Ray C. Ewry.

Standing broad jump—11 ft. 4½ in., Ray C. Ewry (1904).

Standing triple jump—36 ft. 1 in., Peter O'Connor (1906).

Pole vault—12 ft. 2 in., A. C. Gilbert and E. T. Cooke (1908).

Running hop, skip and jump—48 ft. 11¼ in., Ahearne, England (1908).

Putting 16-lb. shot—48 ft. 7 in., Ralph Rose (1904).

Throwing 16-lb. hammer—170 ft. 4 in., John J. Flanagan (1908).

Throwing discus (Greek style)—128 ft. 8 in., M. J. Sheridan (1908).

Throwing javelin (free style)—178 ft. 7½ in., E. V. Lemming (1908).

Throwing javelin (middle)—179 ft. 10½ in., E. V. Lemming (1908).

OLYMPIAN GAMES OF 1912.

The next Olympic games will take place in Stockholm, Sweden, in 1912. The honorary president of the Swedish Olympic committee is Crown Prince

Gustaf Adolph, the president, Col. V. G. Balek, and the secretary, Kristian Hellstrom. The address of the committee is 6B, Norra Blasleholmshamnen, Stockholm, Sweden.

Robert M. Thompson of New York, N. Y., is the president of the American Olympic committee, and James E. Sullivan, 21 Warren street, New York, N. Y., is the secretary.

The games at the fifth Olympiad will include athletics, cycling, fencing, gymnastics, horse display, tennis, shooting, swimming, wrestling, yachting and probably football and rowing.

LONG DISTANCE RUNNING AND WALKING.

Following were the results in the more important Marathon (26 miles 385 yards) and other long distance foot races and walking matches in 1911. The date, place, distance, winner and time are given in the order named:

- Jan. 3—Edinburgh, Scotland; Marathon; Hans Holmer; 2:32:21.
- April 15—New York, N. Y.; 10 miles; William Queal; 51:53.
- April 15—St. Louis, Mo.; 6½ miles; Joseph Ehrenlen; 38:25½.
- April 15—Boston, Mass.; Marathon; Clarence F. De Mar; 2:21:39½.
- May 6—Chicago, Ill.; 5 miles; G. H. Davis; 28:56½.
- May 13—St. Louis, Mo.; Marathon; Sidney Hatch; 3:04:56.
- May 20—London, England; 25 miles, walking; S. C. Schofield; 3:37:06½.
- May 27—London, England; Marathon; Harry Green; 2:46:29½.
- May 30—New York, N. Y.; 25 miles, running; I. Kohlmieman; 1:57:35.
- Sept. 3—Chicago, Ill.; Marathon; John Kallos; 2:51:00.
- Sept. 4—Boston, Mass.; 12 miles; Alfred Shrubbs; 53:28½.
- Oct. 6—Brocton, Mass.; Marathon; Clarence F. De Mar; 2:29:55½.

John H. Mooney, a New York fireman, arrived at San Francisco, Cal., Sept. 4, 1911, claiming to have walked from New York, N. Y., in seventy-nine walking days, thus lowering Edward P. Weston's record of 105 days over the same route.

RECORD FOR ONE-SIXTH MILE.

In New Orleans, La., July 29, 1911, Harry Fitzpatrick, president of the Southern Amateur Athletic union walked one-sixth of a mile in :56½, lowering the world's record of :57½, held by G. D. Phillips of Jersey City, N. J.

ALL-AROUND CHAMPIONSHIP.

Fred C. Thompson of the Occidental college, Los Angeles, Cal., won the all-around athletic championship of the Amateur Athletic union on Marshall field, Chicago, Aug. 12, 1911. The ten events and the number of points he made in each were: 100-yard dash, 69; 16-lb. shot-put, 752; high jump, 640; 880-yard walk, 824; 16-lb. hammer throw, 577; 56-lb. weight, 552; 120-yard hurdles, 905; pole vault, 472; running broad jump, 704; 1-mile run, 584; total, 6,709.

J. W. Donahue of Los Angeles, Cal., was second with 6,209 points, and E. Schobinger of the Chicago Athletic association third with 6,166½ points.

Winners of event and points made by each.

1884—W. R. Thompson, Montreal.....	5,304
1885—M. W. Ford, New York.....	5,045
1886—M. W. Ford, New York.....	5,899
1887—A. A. Jordan, New York.....	5,236
1888—M. W. Ford, New York.....	5,161
1889—A. A. Jordan, New York.....	5,520
1890—A. A. Jordan, New York.....	5,358
1891—A. A. Jordan, New York.....	6,189
1892—E. W. Goff, New York.....	5,232
1893—E. W. Goff, New York.....	4,860
1894—E. W. Goff, New York.....	5,748
1895—J. Cosgrave, Albany.....	4,406½
1896—L. P. Sheldon, Yale.....	5,380
1897—E. H. Clark, Boston.....	6,244½
1898—E. C. White, New York.....	5,243
1899—F. Powers, Worcester.....	6,203
1900—Harry Gilj, Toronto.....	6,360½
1901—A. B. Gunn, Buffalo.....	5,739
1902—A. B. Gunn, Buffalo.....	6,260½
1903—E. H. Clark, Boston.....	6,318½

1904—Thomas Kieley, Ireland.....	6,086
1905—M. J. Sheridan, New York.....	6,820½
1906—Thomas F. Kieley, Ireland.....	6,274
1907—Martin J. Sheridan, New York.....	7,130½
1908—J. L. Brodemus, Princeton.....	5,839
1909—Martin J. Sheridan, New York.....	7,885
1910—F. C. Thompson, Los Angeles.....	6,991
1911—F. C. Thompson, Los Angeles.....	6,709

ATHLETIC RECORDS MADE IN 1911.

- Jan. 21—150-yard dash—:14, Jack Donaldson (professional), Kimberley, Africa.
- Feb. 18—Throwing 56-lb. weight for height over bar—15 ft. 1½ in., Cornellus E. Walsh, N. Y. A. C., New York, N. Y.
- Feb. 25—¼-mile run—1:57½, J. F. Devine, Notre Dame, Ind.
- March 25—40-yard high hurdles—.05½, Ralph Craig, Michigan, at Ann Arbor, Mich.
- April 1—50-yard dash—.05½, Frank Kuhns of Chicago, A. A. and Arthur May of University of Nebraska, at Omaha, Neb. (Equals American indoor record.)
- May 26—1-mile run—4:26½, J. D. Mackenzie, at Cambridge, Mass. (Intercollegiate record.)
- May 27—1-mile run—4:15½, John Paul Jones of Cornell, at Harvard stadium, Cambridge, Mass. (World's amateur record.)
- May 27—Pole vault—12 ft. 8¾ in., Harry S. Babcock of Columbia, at Harvard stadium, Cambridge, Mass., (Collegiate record.)
- May 27—220 yard dash—.21½, Ralph Craig, University of Michigan, at Harvard stadium, Cambridge.
- May 30—125-yard dash—.12½, Gwynn Henry of Eden, Tex., at Celtic park, New York, N. Y. (American amateur record.)
- May 30—250-yard hurdles—.29½, John Eller of New York, at Celtic park, New York, N. Y. (World's amateur record.)
- May 30—Hop, step and jump—50 ft. 11 in., Daniel F. Ahearn, New York, at Celtic park, New York, N. Y. (World's amateur record.)
- June 3—3-mile run—14:32, George Bonhag, New York, at Traversers island, N. Y. (American record.)
- Sept. 23—Throwing 56-lb. weight—40 ft. 6¾ in., Matt McGrath, at Montreal, Que. (World's record.)

WORLD'S RECORDS.

- 100-yard dash—.09½, R. E. Walker.*
- 150-yard dash—.14, Jack Donaldson.
- 180-yard dash—.17½, R. E. Walker.*
- 220-yard dash—.21½, B. J. Wefers* and R. O. Craig.*
- 440-yard run—.47, M. W. Long.*
- 880-yard run—1:53½, F. S. Hewitt.*
- 1-mile run—4:12½, W. G. George.
- 2-mile run—9:09½, A. Shrubbs.
- 4-mile run—19:23½, A. Shrubbs.
- 5-mile run—24:33½, A. Shrubbs.
- 100-mile run—13:26:30, C. Rowell.
- 120-yard hurdles—.15, Arthur B. Shaw.*
- 220-yard hurdles—.23½, A. C. Kraenzlein.*
- High jump—6 ft. 5¾ in., M. F. Sweeney.
- Broad jump—24 ft. 1½ in., F. O'Connor.
- Standing broad jump—11 ft. 6 in., Ray C. Ewry.*
- Pole vault—12 ft. 10¾ in., L. F. Scott;* 12 ft. 7¾ in., W. R. Gilbert;* 12 ft. 9 in., Minoru Fujii.*
- Throwing 16-lb. hammer—179 ft. 11 in., John J. Flanagan.
- Putting 8-lb. shot—67 ft. 7 in., Ralph Rose.*
- Putting 12-lb. shot—55 ft. 11¾ in., Ralph Rose.*
- Putting 14-lb. shot—53 ft. 4 in., Ralph Rose.*
- Putting 16-lb. shot—54 ft. 4 in., Ralph Rose.*
- Putting 18-lb. shot—43 ft. 9¾ in., Ralph Rose.*
- Putting 21-lb. shot—40 ft. 2¾ in., Ralph Rose.*
- Putting 24-lb. shot—38 ft. 3 in., Ralph Rose.*
- Throwing 56-lb. weight—40 ft. 6¾ in., Matt McGrath.
- Throwing discus—144 ft. 1 in., Martin J. Sheridan.*

*Amateur.

LACROSSE.

Vancouver won the world's lacrosse championship at Vancouver, B. C., Sept. 16, by defeating New Westminster in the second and final match for the Minto cup, 6-2.

Johns Hopkins university won the American intercollegiate lacrosse championship at Baltimore, Md., May 13, 1911, by defeating Stevens institute, 9 to 3.

MOTORING.

[Compiled by C. G. Sinsabaugh.]

The season of 1911 goes down into history as the most active of all and the most remarkable, too. The speed of the automobile has been demonstrated in a most sensational manner and marks established that would have been deemed impossible a year or so ago. Every one thought the speed limit was reached when Barney Oldfield in the Blitzen Benz traveled a mile over the sands at Daytona, Fla., at the rate of 131.28 miles an hour, yet the man who stepped into his shoes when he was dethroned, Bob Burman, took the same car and cut Oldfield's mile mark from :27.33 to :25.40, equal to 141.73 miles per hour. Both the speedway and the dirt track mile records also were lowered by this same Burman, but not to such an appreciable extent. The speedway mile was reduced from :35.62 to :35.35, and the dirt track mile from :48.92 to :48.62.

In the way of long distance performances there were two that stood out above all others—the 530 mile race on the Indianapolis speedway on May 30, and the twenty-four hour race on the Los Angeles speedway. The 500 mile race was remarkable from the fact that the first prize was \$10,000 in cash. Forty cars started and twelve finished, the winner being Ray Harroun of Chicago in the Marmon Wasp, who averaged 74.7 miles per hour; Mulford in the Lozier was second; David Bruce-Brown in the Fiat was third; Spencer Wishart, Mercedes, fourth; Joe Dawson, Marmon, fifth; Ralph de Palma, Simplex, sixth; Charles Merz, National, seventh; C. Turner, Amplex, eighth; F. Belcher, Knox, ninth; H. Cobe, Jackson, tenth; Gil Anderson, Stutz, eleventh; Hugh Hughes, Mercer, twelfth.

The twenty-four hour race at Los Angeles was the only twice around the clock race of the year, the Fiat winning with a mark of 1,491 miles, while the runner-up was a thirty horse power American car, the Cadillac, which covered 1,448 miles. This, by the way, is the only twenty-four hour race ever run on a speedway, the track itself being a one mile circular board affair.

More activity than ever was shown in a road racing way, there being twenty-seven of these events held on American roads in 1911. The big meet of the year was at Savannah, where the Grand Prix, Vanderbilt, Savannah cup and Tiedeman trophy events were contested. The national stock chassis road races again were run at Elgin, Ill., by the Chicago Motor club. Len Zengel in a National won the Elgin national trophy, Donald Herr in a National took the Illinois cup, Hugh Hughes in a Mercer the Kane county cup and Mortimer Roberts in an Abbott-Detroit the Aurora cup. Sensational speed was shown in the road races at Los Angeles, where the world's record was beaten twice. Charles Merz in a National first beat Nazzero's mark of 74.3 miles per hour, raising it to 74.42, while in the free for all that followed Harvey Herrick in a National jumped this to 74.62 miles per hour, the distance covered being 202 miles. The annual Fairmount park road race was run at Philadelphia and the winner was Erwin Bergdoll, a young millionaire who races for the fun of it, in a

Racing on circular tracks built for horse racing received more than one black eye during 1911, because of the fatalities that attended this sport. Among the prominent drivers who were killed on the dirt ovals were Marcel Basle at Chicago, Walter Donnelly at Milwaukee and W. H. Pearce at Sioux City, Iowa. At Syracuse, Lee Oldfield (no relation of Barney) plunged through the fence and twelve spectators were killed.

CHICAGO COMPETITIONS.

The competition season in Chicago started with the fuel economy test at Milwaukee and back, promoted by the Chicago Motor club, which returned as winners the Moline in the touring car class, the Grout in the roadster class, the Corbin in the development class and the Brush in the free for all, with 19.3, 18.5, 27.4 and 35.2 miles per gallon, respectively. Then came the Chicago Motor club's annual climb at Algonquin, June 9, in which the Algonquin cup was won by E. A. Hearne in a Benz, lowering the record on the morning hill to :16%.

The fourth annual reliability team match between the Chicago Athletic association and the Chicago Automobile club, to Janesville, Wis., and return, was run June 15-16 and was won by the Cherry circle with a score of 284.5 to 685, twenty-two cars representing the C. A. A. and thirteen the C. A. C. The Chicago Motor club followed with a team match on July 13-19 to St. Joseph, Mich., and return, the teams representing the amateurs and the tradesmen. The Banta trophy was won by the amateurs with a score of 225 against 329, the amateurs having fourteen cars and the tradesmen sixteen.

The national stock chassis road races were run at Elgin on Aug. 25-26 and returned as winners Zengel in the National, Herr in the National, Hughes in the Mercer and Roberts in the Abbott-Detroit. Following this the Chicago Motor club put on a three-day commercial motor vehicle demonstration Sept. 18-19-20, which proved a most successful affair. The season wound up with the Chicago Motor club's fifth annual reliability, which went 1,350 miles through five different states. The touring car class resulted in a tie between F. G. Salsbury in a Moline and E. Knudsen in a Staveland-Chicago, both with perfect scores. The Van Sickel cup in the roadster division was won for the second time by the Moline, J. A. Wicke driving. The fuel economy test for the Standard Oil trophy was won by the Grout and the team trophy by the Moline.

THE GLIDDEN TOUR.

Early in the spring of 1911 it looked as if there would be no more Glidden tours. Then it was arranged to run the classic from Washington, D. C., to Ottawa, the capital of Canada. Entries were scarce and after the trail had been laid a postponement was necessary. Then the good roads folk of the south got after the American Automobile association and induced it to change its plans and run the Glidden from New York city to Jacksonville, Fla. The rules were changed, the stock car proposition being abandoned. Instead of being an individual competition, as it was in 1910, when the Chalmers won it, it became a team event. There were sixty-four starters, and eighteen teams, representing various cities, took part. Forty-seven finished at Jacksonville, Fla., after a most strenuous run. The Tarrytown (N. Y.) team, made up of three Maxwell cars, won the Glidden trophy, while the Anderson trophy, put up for individual contest, went to No. 4 Maxwell. Class winners included the Ford, Flanders, Mitchell, Maxwell, Stevens-Duryea, Columbia and American. The tour was marred by an accident which resulted in the death of Samuel M. Butler, chairman of the contest board of the American Automobile association, who was killed when the car in which he was riding turned turtle.

VANDERBILT CUP RACE.

The conditions of the Vanderbilt cup race in 1909 were changed. Racing cars were barred and the event was open only to stock cars up to 600 cubic inches piston displacement. This race was run Oct. 30 over the Long Island motor parkway course. It was won by Harry F. Grant in a sixty-horse-power Alco car in 4:25.42, or an average speed for the 278.08 miles of 63.5 miles an hour. In 1910 Grant, in the Alco, again won. Conditions again were changed and the race was open to cars under 600 cubic inches piston displacement. It virtually was a free-for-all, although the first five to finish were stock cars. In 1911 the Vanderbilt was run at Savannah, Ga.

Year.	Winner and car.	Miles.	H. M. S.
1904—	George Heath, France, Panhard.	284.40	4:26:45
1905—	Hemery, France, Darracq.	283	4:36:08
1906—	Louis Wagner, France, Darracq.	297.10	4:50:10%
1907—	(No race)		
1908—	George Robertson, America, Locomobile	258.60	4:00:48%
1909—	H. F. Grant, America, Alco.	278.08	4:25:42
1910—	H. F. Grant, America, Alco.	278.08	4:15:58
1911—	R. K. Mulford, America, Lozier.	291.38	3:56:00%

FOREIGN ROAD RACES.

No longer do the foreigners support road racing on the gigantic scale of former years. Only two or three minor events were run in 1911, the contesting machines being mostly small cars. The James Gordon Bennett, the French Grand Prix,

the Florio cup, the Emperor's cup—they're all memories of the days when France reigned almost supreme in the speed world. Those classics are only history now and the records show the following winners of the two most important, the Bennett and the Grand Prix:

BENNETT CUP.			
Year.	Winner.	Miles.	H.M.S.
1900—M. Charron, France.....		321	9:09:39
1901—M. Girardot, France.....		327	8:50:30
1902—S. F. Edge, England.....		383	10:42:00
1903—M. Jenatton, Germany.....		386	8:36:00
1904—R. B. Thery, France.....		350	5:50:03
1905—R. B. Thery, France.....		342	7:02:42½

FRENCH GRAND PRIX.			
Year.	Winner and car.	Miles.	H.M.S.
1906—F. Szisz, France.....		774	12:14:05½
1907—Nazzaro, Italy.....		478.30	6:46:33
1908—Lautenschlager, Germany.....		478	6:55:43

TWENTY-FOUR-HOUR RECORDS.

The world's record for twenty four hours is 1,581 miles 1,310 yards, an average pace of 65.9 miles an hour, made June 28-29, 1907, by S. F. Edge in a six-cylinder Napier on the three and one-quarter mile cement track at Weybridge, England.

AMERICAN ROAD RACES IN 1911.

Race.	Miles
Elgin National, Elgin, Ill.....	302.5
Illinois trophy, Elgin, Ill.....	203
Kane county, Elgin, Ill.....	169.5
Aurora cup, Elgin, Ill.....	135
Grand Prix, Savannah, Ga.....	411.36
Vanderbilt cup, Savannah, Ga.....	291.4
Savannah cup, Savannah, Ga.....	222.8
Tiedeman cup, Savannah, Ga.....	171.4
Sweepstakes, Philadelphia.....	202
601-750 class, Philadelphia.....	202
451-600 class, Philadelphia.....	202
301-450 class, Philadelphia.....	202
231-300 class, Philadelphia.....	202
Ferris cup, Santa Monica, Cal.....	202
301-450 class, Santa Monica, Cal.....	151.5
231-300 class, Santa Monica, Cal.....	151.5
Under 231, Santa Monica, Cal.....	101
Free for all, Oakland, Cal.....	163.9
301-600 inches, Oakland, Cal.....	152.9
Under 300, Oakland, Cal.....	98.3
Free for all, Bakersfield, Cal.....	156.1
Light car, Bakersfield, Cal.....	100.3
Big race, Cincinnati, O.....	200
Light car, Cincinnati, O.....	150
Sable cup, Denver, Col.....	200
Light car, Denver, Col.....	200
Los Angeles-Phoenix.....	524

The circular-track twenty-four-hour record was raised to 1,253 miles by Patschke and Poole in a Stearns at Brighton Beach track, New York, Aug. 19-20, 1910. The former record was 1,196 miles, made by Patschke and Mulford, in a Lozier, in 1909. An American competitive speedway twenty-four hour record was created at Los Angeles, where a Flat covered 1,491 miles.

TRANS-CONTINENTAL RECORD.

A record of 10 days 18 hours 12 minutes from New York to San Francisco was made Aug. 8-18, 1910, by L. L. Whitman, driving a four-cylinder Reo, the fastest trip ever made across the continent in a motor car. The record from San Francisco to New York is 15 days 12 hours, made in a Franklin in 1906 by Whitman.

CHICAGO-NEW YORK RECORD.

The record by automobile between Chicago and New York is 23:53:00. It was made by a Franklin twenty-eight horsepower runabout Aug. 21-22, 1907. The route followed was via Elkhart, Cleveland, Erie, Buffalo, Rochester, Syracuse, Utica, Newburgh and along the east side of the Hudson to New York. The distance was 1,050 miles. The previous record was 56:58:00, also made by a Franklin, a six-cylinder car.

Winner and car.	Average speed.
Zengel, National.....	66.45
Herr, National.....	65.63
Hughes, Mercer.....	64.61
Roberts, Albott-Detroit.....	53.80
Bruce-Brown, Flat.....	74.46
Mulford, Lozier.....	74.07
Hughes, Mercer.....	68.40
Witt, E. M. F.....	58.34
Bergdoll, Benz.....	61.2
Mulford, Lozier.....	61.2
Mulford, Lozier.....	60.48
Disbrow, National.....	58.3
Hughes, Mercer.....	58.0
Herrick, National.....	74.62
Merz, National.....	74.42
Keene, Marmon.....	68.7
L. Nikrent, Marmon.....	59.20
Dingley, Pope-Hartford.....	65.9
Merz, National.....	66.8
Bigelow, Mercer.....	57.3
Herrick, National.....	53.6
L. Nikrent, Buick.....	44.4
Hearne, Flat.....	57.43
Jenkins, Cole.....	54.05
McMillan, National.....	55.2
Thorney, Ford.....	51.8
Herrick National.....	24.8

STRAIGHTAWAY BEACH RECORDS.

Distance.	Time.	Driver.	Car.	Course.	Date.
1 kilometer, f. s.....	:15.88.	Burman	Benz	Daytona, Fla.	April 24, 1911
1 mile, f. s.....	:25.40.	Burman	Benz	Daytona, Fla.	April 24, 1911
1 mile stock car, f. s.....	:40.32.	Wilcox	National	Jacksonville, Fla.	March 31, 1911
2 miles, f. s.....	:51.28.	Burman	Benz	Drytona, Fla.	April 24, 1911
20 miles.....	13:11.92.	Burman	Buick	Jacksonville, Fla.	March 30, 1911
50 miles.....	35:52.31.	Burman	Buick	Jacksonville, Fla.	March 28, 1911
150 miles.....	1:55:18	Disbrow	Pope	Jacksonville, Fla.	March 31, 1911
200 miles.....	2:34:12	Disbrow	Pope	Jacksonville, Fla.	March 31, 1911
250 miles.....	3:14:55	Disbrow	Pope	Jacksonville, Fla.	March 21, 1911
1.65 miles.....	1 hour.	Disbrow	Pope	Jacksonville, Fla.	March 28, 1911

AMERICAN SPEEDWAY RECORDS REGARDLESS OF CLASS.

Distance.	Time.	Driver.	Car.	Speedway.	Date.
1 kilometer.....	:21.40.	Burman	Benz	Indianapolis	May 30, 1911
½ mile.....	:16.83.	Burman	Benz	Indianapolis	May 30, 1911
1 mile.....	:35.35.	Burman	Benz	Indianapolis	May 30, 1911
5 miles.....	3:15.62.	De Palma	Flat	Los Angeles	April 8, 1910
10 miles.....	6:33.62.	Robertson	Simplex	Los Angeles	April 9, 1910
25 miles.....	18:22½.	Tetzlaff	Lozier	Los Angeles	March 19, 1911
50 miles.....	36:35½.	Tetzlaff	Lozier	Los Angeles	March 19, 1911
75 miles.....	54:50½.	Tetzlaff	Lozier	Los Angeles	March 19, 1911
100 miles.....	1:14:29½.	Tetzlaff	Lozier	Los Angeles	March 19, 1911
00 miles.....	6:41:08	Harroun	Marmon	Indianapolis	May 30, 1911

CIRCULAR TRACK RECORDS REGARDLESS OF CLASS.

Distance.	Time.	Driver.	Car.	Track.	Date.
1 mile.....	:48.62.	Burman	Benz	Brighton Beach	Sept. 4, 1911
5 miles.....	4:11.9.	De Palma	Flat	Syracuse	Sept. 17, 1910
25 miles.....	18:15½.	Oldfield	Knox	Milwaukee	Sept. 27, 1910
60½ miles.....	1 hour.	Oldfield	Knox	Milwaukee	Sept. 27, 1910

MOTORCYCLING.
HAWTHORNE RACES.

Winners and time in North Shore Motorcycling club races at Hawthorne race track, Chicago, May 29-30, 1911:
5 miles, novice, 4 horse power—W. E. Williamson, 6:13½.
10 miles, free for all, 7 horse power—W. J. Teubner, 10:51½.
10 miles, free for all—"Shorty" Matthews, 10:58½.
5 miles, trade riders—Leo Galitzki, 5:11½.
5 miles, free for all, private owners—J. A. Turner, 6:05½.
10 miles, free for all—R. Sporleder, 10:51½.
5 miles, free for all—W. J. Teubner, 5:04.
5 miles, private owners—W. E. Williamson, 6:15½.
10 miles, free for all—R. Sporleder, 10:26.
5 miles, free for all—W. E. Teubner, 5:03½.
10 miles, trade—Frank Hart, 11:26½.
10 miles, free for all—W. E. Teubner, 10:03½.
5 miles, trade riders, 61 class stock—Frank Hart, 5:00½.
5 miles, national championship, F. A. M.—Frank Hart, 4:54½.
20 miles, free for all—W. E. Teubner, 19:02½.

RECORDS BROKEN.

Charles Balke of Los Angeles, Cal., broke a world's motorcycle record when he won a 10 mile race on the Riverview (Chicago) motordrome July 22, 1911, in 7:14. The best previous record was 7:18, held by Morton Graves.
Joe Barbeau rode 100 miles on a one mile dirt track at Winnepig, Manitoba, Oct. 14, 1911, in 1:46:14½, lowering the world's record by nearly 20 minutes.

BALLOONING.

CONTEST FOR BENNETT CUP.

The sixth international race for the James Gordon Bennett cup started from Kansas City, Mo., Oct. 5, 1911. There were six entries as follows:
France—Condor, Emile Dubonnet, pilot; Pierre Dupont, aid.
Germany—Berlin I., Lieut. Leopold Vogt, pilot; Lieut. Schoeller, aid. Berlin II., Lieut. Hans Gerlicke, pilot; J. O. Dunker, aid.
United States—Buckeye, Lieut. Frank P. Lahm, pilot; J. H. Wade, Jr., aid. Million Population Club, William F. Assman, pilot; J. C. Hurlburt, aid. America II., John Berry, pilot; Paul McCullough, aid.

The contestants got away to a good start and were carried rapidly in a northerly direction by a strong breeze. Stormy weather was encountered later and all the balloons were compelled to come to the ground sooner than would otherwise have been the case. The race was won by Hans Gerlicke in the Berlin II., who landed near Ladysmith, Wis., Oct. 7, after traveling 471 miles. The other balloons in the contest landed Oct 6, as follows:

Condor, Mingo, Iowa, 200 miles.
America II., Emmetsburg, Iowa, 293 miles.
Million Population Club, Mason City, Iowa, 275 miles.
Berlin I., Austin, Minn., 350 miles.
Buckeye, Sparta, Wis., 408 miles.
Two balloons which contested for the Lahm cup landed as follows:
Topeka II., Dunnell, Minn., 325 miles.
Kansas City II., Kennan, Wis., 460 miles.

BENNETT CUP RECORD.

Year.	Winner.	Distance.
1906	America (American)	402 miles
1907	Pommern (German)	550 miles
1908	Helvetia (Swiss)	620 miles
1909	America I. (American)	685 miles
1910	America II. (American)	1,174 miles
1911	Berlin II. (German)	471 miles

ELIMINATION RACE.

In the national elimination balloon race which started from Kansas City, Mo., July 10, 1911, to select entries for the James Gordon Bennett cup race Oct. 4, six balloons competed. The two making the greatest distance were to represent America in the international contest, together with Alan R. Hawley of New York, winner of the 1910

race. The result as officially announced was as follows:

St. Louis IV.—Distance, 480 miles; time in air, 22 hours 26 minutes.
Million Population—415 miles, 16 hours 26 minutes.
Buckeye—288 miles, 21 hours, 38 minutes.
Topeka II.—210 miles, 14 hours 42 minutes.
Kansas City—193 miles, 8 hours 5 minutes.
New York—186 miles, 8 hours 56 minutes.
The St. Louis IV. landed near LaFaz Junction, Ind., and the Million Population at LaCrosse, Ind., July 11.

RECORD FOR DISTANCE.

The record for distance traveled in a balloon in continuous flight was gained by Count de la Vaulx in 1900, when he made a trip of 1,193 miles. He started in France and landed in Russia. The American record is held by Alan R. Hawley and Augustus Post, who made a 1,171 miles, Oct. 17-19, 1910, when competing for the James Gordon Bennett cup. They started at St. Louis, Mo., and landed near Lake Pisecama in the province of Quebec, Canada.

The record for distance traveled in a dirigible balloon is held by Walter Wellman, who, on Oct. 15-18, 1910, made approximately 1,000 miles in an attempt to cross the Atlantic in the America.

TRAVELED 800 MILES.

The balloon Miss Sophia, in charge of W. F. Assman and J. M. O'Reilly, St. Louis aeronauts, left San Antonio, Tex., at 6:47 p. m., Feb. 25, 1911, landed on a farm at Gower, Mo., at 5:15 p. m. the following day. The distance traveled was approximately 800 miles. Part of the trip was through a snowstorm.

BILLIARDS.

AMATEUR 18-2 CHAMPIONSHIP.

In the second international amateur billiard tournament, held in New York, N. Y., Feb. 7-16, 1911, Charles F. Conklin of Chicago was the winner. Final standing.

Player.	Games won.	Games lost.	Games run.	High average.	Grand average.
Conklin	4	1	95	16	12 46-62
Poggenburg	4	1	105	16-24	10 22-187
Gardner	3	2	67	13-10-30	10 4-82
Poensgen	3	2	95	11-15-35	9 30-183
Mial	1	4	82	13-10-30	8 72-144
Mayer	0	5	74	10-27-30	9 162-163

NATIONAL BILLIARD LEAGUE.

The first season of the National Billiard league, playing the three cushion game, closed in Boston, Mass., April 5, 1911. Following was the standing of the cities participating in the contests:

	W. L.	Pct.		W. L.	Pct.		
St. Louis	29	13	690	Brooklyn	21	21	500
Kansas City	26	16	619	Philadelphia	19	23	452
Pittsburgh	26	16	619	New York	15	27	341
Chicago	24	18	571	Boston	8	34	190

THREE CUSHION CHAMPIONSHIP.

John Daly, world's champion at three cushion billiards, retained his title by defeating George W. Moore in a three game series ending March 29, 1911, in New York, N. Y. The final score was 150 to 131. Alfred De Oro wrested the title from him in a three game series in New York, N. Y., Oct. 10-12, the final score being, De Oro, 150; Daly, 147.
Charles Morin of Chicago and Pierre Maupome of St. Louis played a three cushion series of best four out of seven games April 5, 6, 7, 8, 10, 11 and 13, 1911. Morin was the winner, taking one game in St. Louis and three in Chicago. Maupome won his three games in St. Louis. Each contest called for fifty points. Each player made a high run of seven. The match was for a purse of \$1,000.

POOL.

CHAMPIONSHIP GAMES.

Alfred De Oro, in a game for the world's pool championship, defeated William Clearwater of Pittsburgh in a 600 point match in New York, Jan. 18, 1911, by a score of 600 to 503.

In a match with Thomas Hueston of St. Louis at New York March 7-9 Alfred De Oro successfully defended his title as champion, winning by a score of 600 to 493.

Alfred De Oro defeated Jerome Keogh in a match for the pool championship in New York, April 18-20, by a score of 600 to 542 in three nights' play.

CHESS.
INTERNATIONAL.

Frank J. Marshall, champion of the United States at chess, won a national chess masters' tournament in New York, N. Y., ending Feb. 3, 1911. His score was ten points out of a possible twelve, or eight wins and four drawn games. Final standing of contestants in points:

Won.	Lost.	Smith	Won.	Lost.
Marshall	10	2	5	7
Capablanca	9½	2½	4½	7½
Chajes	9	3	4½	7½
Jaffe	9	3	3	9
Johner	6½	5½	3	9
Walcott	6½	5½	3	9
Black	5	7	2½	9½

M. Capablanca of Cuba won the first grand international chess masters' tournament in San Sebastian, Spain, Feb. 10-March 17, 1911. Final record:

Won.	Lost.	Spielmann	Won.	Lost.
Capablanca	9½	4½	7	7
Rubinstein	9	5	6½	7½
Vidmar	9	5	6	8
Marshall	8½	5½	6	8
Niemowitsch	7½	6½	5	9
Schlechter	7½	6½	5	9
Tarrasch	7½	6½	4	10
Bernstein	7	7		

In a chess masters' tournament at Carlsbad, Austria, Aug. 21-Sept. 25, 1911, Teichmann was the winner with eighteen games won. Record at close:

Teichmann	18	Cohn	11½
Rubinstein	17	Loewenfish	11½
Schlechter	17	Suechting	11½
Rotlewi	16	Burn	11
Marshall	15½	Salve	11
Niemowitsch	15½	Johner	10½
Vidmar	15	Kostic	10½
Alechine	13½	Rabinowitsch	10½
Duras	13½	Chtimirski	10
Leonhardt	13½	Alapin	8½
Tartakower	13½	Chajes	8½
Spielmann	13	Jaffe	8½
Perlis	12	Fabrnri	8½

WESTERN AMERICA.

C. Blake of Winnipeg, Canada, won the western chess championship at a tournament held at Excelsior, Lake Minnetonka, Minn., Aug. 21-28, 1911.

NEWNESS TROPHY.

The City of London Chess club won permanent possession of the Newness trophy, inaugurated in 1876, by winning the thirteenth international cable match, ending April 22, 1911, by a score of 6 games to 4.

WHIST.

TROPHY WINNERS SINCE 1901.

Trophy.	Winning club.
1901—A. W. L. Challenge	Minneapolis
Hamilton	Chicago
Minneapolis	Ypsilanti
1902—A. W. L. Challenge	Philadelphia
Hamilton	Cleveland
Minneapolis	Milwaukee
Brooklyn	New York
1903—A. W. L. Challenge	Baltimore
Hamilton	Cleveland
Minneapolis	Grand Rapids
Brooklyn	Michigan
1904—A. W. L. Challenge	Minneapolis and St. Paul
Hamilton	Bacone, Wis.
Minneapolis	Scranton, Pa.
Brooklyn	Minnesota
1905—Hamilton	Chicago
Minneapolis	Chicago
Brooklyn	Chicago
1906—Hamilton	Brookline, Mass.
Minneapolis	Providence, R. I.
Brooklyn	New England Whist league
1907—Hamilton	Grand Rapids
Minneapolis	Chicago
Brooklyn	New England
1908—Hamilton	Boston
Minneapolis	Albany
Brooklyn	New England Whist league
1909—Hamilton	Boston

Trophy.	Winning club.
Minneapolis	Boston
Brooklyn	New England Whist league
1910—Hamilton	Chicago Whist club
Minneapolis	
	Knickerbocker Whist club, New York
Brooklyn	New England Whist league
1911—Hamilton	Scranton
Minneapolis	Detroit
Brooklyn	Atlantic Whist association
A. W. L. Challenge	Grand Rapids

Officers of American Whist League—President, E. E. Elliott, Jr., New York, N. Y.; vice-president, F. C. Thwaites, Milwaukee, Wis.; secretary, J. C. Bearislee, Cleveland, O.; corresponding secretary, H. C. Wallace, Scranton, Pa.; treasurer, E. G. Comstock, Milwaukee, Wis.

WOMAN'S WHIST CONGRESS.

The fourteenth annual congress of the Woman's Whist league took place in Baltimore, Md., May 15-20, 1911. The Washington trophy, emblematic of the league championship, was won for the fourth time by the New Amsterdam club of New York. The Cavendish trophy was won by the Woman's club of Indianapolis, Ind.; the Omaha cup by the Howell Woman's Whist club of Boston, Mass.; the Boston trophy by the New Amsterdam and New Rochelle clubs; the St. Louis trophy by Mrs. C. S. Waterhouse of New York, N. Y., and the New Amsterdam trophy by Mrs. C. L. Matthews and Mrs. George A. Brook of Philadelphia.

Mrs. Byron P. Moulton of Philadelphia, Pa., was elected president; Mrs. Charles L. Taylor of Pittsburgh, Pa., recording secretary, and Miss M. H. Campbell of New York, N. Y., treasurer.

SKAT.

The fourteenth annual tournament of the North American Skat league took place in Pittsburgh, Pa., June 10-12, 1911. Max Worstmann of Chicago won the first prize of \$1,000 and Charles Sanders of Wausau, Wis., won the second prize, a player piano valued at \$500. Scores of first ten winners: Max Worstmann, Chicago, won 24, lost 1, net 22 games, scored 968 points.

Charles Sanders, Wausau, Wis., scored 899 points and won 21 games.
Louis Eiss, North Milwaukee, won club solo against 8 matadors, 108 points, scored 382 points.
M. Gernuth, Richmond Hill, N. Y., won 24, lost 1, net 23 games, scored 859 points.
Robert Schiller, Milwaukee, scored 832 points and won 16 games.
M. Niebling, Newark, N. J., made high play of 216 points and scored 351 points.
H. D. Meyer, Carver, Minn., won heart tourney against 10 matadores, 66 points, scored 551 points.
George Estenfelder, Wheaton, Ill., won 23, lost 1, net 22 games, scored 746 points.
A. Heuer, Altoona, Pa., scored 829 points and won 16 games.
L. Ziegler, Beaver Dam, Wis., won spade solo against 7 matadores, 88 points, scored 208 points.
The 1912 congress will be held in Chicago. Max Worstmann is president of the league for 1911-1912.

CHECKERS.

G. M. Tanner won the checker championship of Chicago in a tournament ending the third week in April, 1911. Final standing of competitors:

Points.	Points.		
Tanner	46	Oxley	23
Scott	42	Doran	24
McCooley	40	Orcutt	19
Wendemuth	39	Larner	19
Hartshorn	32		

HOCKEY.

Cornell won the intercollegiate hockey championship for 1911 by defeating Dartmouth at Boston, Mass., Feb. 18, by a score of 5 to 1.
Cornell defeated Yale at hockey in Chicago Dec. 30 and 31, 1910, and Jan. 2, 1911, by scores of 4 to 3, 3 to 1 and 4 to 2.
Harvard defeated Yale at hockey in New York, N. Y., Feb. 18, 1911, 3 to 2.
The Illinois Athletic club hockey team defeated

the All Niagaras of Canada in the first of a three-game series in Chicago, March 8, by a score of 7 to 4. The second and third games were also won by the I. A. C. by scores of 5 to 4 and 7 to 2. The Berlin (Ont.) hockey team played a series of three games with an all-star Chicago team March 16, 17 and 18, 1911. The Canadians lost the first contest by a score of 2 to 1, but took the other two by scores of 4 to 2 and 6 to 3.

RACQUETS.

NATIONAL CHAMPIONSHIP.

Reginald R. Fincke of New York won the national racquets tournament in New York city Feb. 22-25, 1911, defeating J. Gordon Douglas, also of New York, in the last match by a score of 7-15, 18-13, 15-3, 15-8. Championship record: 1901—Quincy A. Shaw, Boston. 1902—C. H. Mackay, New York. 1903—Payne Whitney, New York. 1904—George A. Brooke, Philadelphia. 1905—Lawrence Waterbury, New York. 1906—Percy D. Houghton, Boston. 1907—Reginald R. Fincke, New York. 1908—Quincy A. Shaw, Boston. 1909—Harold F. McCormick, Chicago. 1910—Quincy A. Shaw, Boston. 1911—Reginald R. Fincke, New York.

GOLD RACQUETS TOURNAMENT.

J. Gordon Douglas of New York won the gold racquets tournament at Tuxedo Park, N. Y., Feb. 11-13, 1911, defeating Harold F. McCormick of Chicago in the final match by a score of 15-8, 0-15, 18-13, 15-10.

DOUBLES CHAMPIONSHIPS.

George R. Fearing, Jr., and H. D. Scott of Boston won the national racquets championship in doubles Jan. 22, 1911, in Boston, Mass., defeating Payne Whitney and M. Barger of New York by the score of 15-5, 15-5, 15-8, 15-5.

WORLD'S CHAMPIONSHIP.

At the Queen's club, London, April 29 and May 13, 1911, Charles Williams of London defeated Parsee Jamsetji of Bombay for the world's championship at racquets and a side bet of \$2,000.

SQUASH RACQUETS.

Frank S. White of Philadelphia won the national squash racquet tournament in Philadelphia, Pa., Feb. 13, 1911, defeating G. W. Wales of Boston in the final round, 15-13, 15-7, 15-11.

GERMANY, FRANCE AND MOROCCO.

The conflicting interests of France and Germany in Morocco led to such strained relations between the two countries in 1911 that war seemed imminent on several occasions. The most critical time was July 1, when Germany notified France and the powers that it had sent the gunboat Panther to Agadir, the most southerly point of Morocco, on the plea that it might be necessary to land troops there for the protection of German merchants. This was accepted by France and its ally, Great Britain, as an act of defiance and the situation became critical. Premier Asquith made a statement in the house of commons July 27 in which he intimated that it might become the duty of the British government to intervene in defense of British interests.

The negotiations were conducted by Ambassador Cambon for France and by Herr Kiderlen-Waechter, foreign minister, for Germany. Slow progress was made on account of what France believed to be the extortionate demands of Germany, but an agreement was reached toward the end of October and the tension relieved. By the terms of the convention Germany recognized the existence of a French protectorate over Morocco. In return France gave Germany a portion of the French Congo in Africa and further guaranteed German commercial interests equally in Morocco. Both governments stipulated that difficulties arising out of the application of the agreement should be referred to the tribunal at The Hague for settlement.

The agreement caused great dissatisfaction in Germany among all parties and led to the resignation of a number of officials. Crown Prince Frederick William was among those who emphatically disapproved of the treaty.

CLIMATOLOGY OF THE UNITED STATES.

The following table of average rainfall, highest and lowest temperatures, based upon observations of thirty-five or fewer years at selected stations in the several states and territories of the United States, was compiled from the records of the weather bureau for The Chicago Daily News Almanac by the United States weather bureau, Washington, D. C.:

State. Stations.	Baromet. No. level (ft.)	Yrs.	Temp. Max.	Yr. Min.	Yr. Avg.	Pre- cipitation.
Alabama—Mobile	84	40	102	1901	-1	1899 62.0
Montgomery	240	38	107	1881	-5	1899 51.0
Arizona—Yuma	141	35	120	1910	22	1883 3.1
Arkansas—Little Rock..	398	31	106	1901	-12	1899 49.9
California—S. Francisco	207	40	101	1904	29	1888 22.3
San Diego.....	87	39	101	1883	32	1894 10.0
Colorado—Denver	5,272	39	105	1878	-29	1875 14.0
Pueblo	4,855	22	104	1902	-27	1899 12.0
Connecticut—New Haven	120	38	100	1881	-14	1873 47.2
Dist. Col.—Washington.	111	40	104	1881	-15	1899 43.5
Florida—Jacksonville ..	71	39	104	1879	10	1899 53.2
Key West.....	22	40	100	1886	41	1886 38.7
Georgia—Atlanta	1,218	32	100	1887	-8	1899 49.4
Savannah	154	40	105	1879	8	1899 50.2
Idaho—Boise	2,770	26	111	1898	-28	1888 12.7
Lewiston	833	18	108	1904	-18	1884 13.5
Pocatello	4,483	12	102	1901	-20	1905 12.7
Illinois—Cairo	356	39	106	1901	-16	1884 41.7
Chicago	816	40	103	1901	-23	1872 33.3
Springfield	614	31	107	1901	-24	1905 37.0
Indiana—Indianapolis ..	822	37	106	1901	-25	1884 41.4
Iowa—Des Moines	861	32	109	1901	-30	1884 32.0
Kansas—Dodge City	2,533	36	108	1876	-26	1899 20.8
Kentucky—Louisville ..	525	38	107	1901	-20	1884 44.3
Louisiana—New Orleans	51	40	102	1901	7	1899 57.4
Shreveport	216	38	110	1909	-5	1899 45.7
Maine—Eastport	76	38	93	1901	-21	1884 43.3
Portland	103	39	98	1908	-17	1872 42.0
Maryland—Baltimore ..	78	38	104	1898	-7	1899 43.4
Massachusetts—Boston..	125	40	102	1881	-13	1882 43.5
Michigan—Alpena	595	38	99	1910	-27	1882 33.2
Detroit	730	40	191	1887	-24	1872 32.2
Marquette	709	36	108	1901	-27	1875 32.6
Minnesota—St. Paul... ..	94	38	104	1901	-41	1888 28.7
Moorhead	913	30	102	1894	-48	1887 24.9
Mississippi—Vicksburg..	247	38	101	1881	-1	1899 53.7
Missouri—St. Louis.....	633	40	107	1901	-22	1884 37.2
Montana—Helena	4,112	31	103	1886	-42	1893 12.8
Havre	2,492	30	108	1900	-55	1887 13.7
Nebraska—No. Platte... ..	2,809	36	107	1877	-35	1899 18.0
Omaha	1,105	38	106	1894	-32	1884 30.7
Nevada—Winnemucca ..	4,291	32	104	1877	-28	1888 8.4
N. Jersey—Atlantic City	16	35	99	1880	-7	1899 40.8
New York—Albany.....	97	37	100	1898	-24	1904 36.4
Rochester	523	39	99	1897	-14	1904 34.3
New Mexico—Santa Fe... ..	705	37	97	1878	-13	1883 14.5
N. Carolina—Charlotte.	773	32	102	1887	-5	1899 49.2
Wilmington	78	40	103	1879	5	1899 51.0
N. Dakota—Bismarck... ..	1,674	36	107	1910	-44	1887 17.6
Fort Buford Williston... ..	1,899	18	107	1883	-49	1888 15.1
Ohio—Cincinnati	628	40	105	1901	-17	1899 33.8
Cleveland	752	39	99	1881	-17	1873 35.0
Oklahoma—Okla. City... ..	1,262	19	108	1909	-17	1899 31.7
Oregon—Portland	58	38	102	1891	-2	1888 45.1
Roseburg	510	33	106	1905	-6	1888 34.4
Pennsylvania—Philadel- phia	117	40	103	1901	-6	1899 41.2
Pittsburgh	1,070	38	103	1881	-20	1895 36.4
Rhode Isl'd—Block Isl'd	43	30	89	1900	-4	1896 44.4
S. Carolina—Charleston..	48	38	104	1879	7	1899 52.1
S. Dakota—Rapid City... ..	3,234	25	106	1900	-34	1899 18.7
Yankton	1,231	36	107	1894	-34	1879 25.4
Tennessee—Knoxville ..	1,007	38	100	1887	-16	1884 49.4
Memphis	316	38	104	1901	-9	1899 50.3
Texas—Abilene	1,735	25	110	1886	-6	1899 24.7
Galveston	69	39	98	1901	8	1899 47.1
Utah—Salt Lake City... ..	4,408	37	102	1889	-20	1883 16.0
Vermont—Northfield	848	24	95	1901	-35	1908 33.8
Virginia—Norfolk	91	40	102	1887	2	1885 49.5
Washington—Spokane ..	1,955	30	104	1898	-30	1888 18.3
West Virginia—Parkers- burg	638	22	102	1901	-97	1899 40.1
Wisconsin—Milwaukee... ..	681	39	100	1901	-25	1875 31.4
Wyoming—Cheyenne	6,083	38	100	1881	-38	1875 13.6

*Corrected to Dec. 31, 1910, inclusive. †Precipitation normals adopted in 1907.

AERONAUTICAL PROGRESS IN 1911.

AERONAUTICAL PROGRESS IN 1911.

Many wonderful achievements were placed to the credit of aviators in 1911, but these were chiefly in the line of long cross country flights or of altitude and duration records. The main thing demonstrated, however, was the fact that heavier-than-air machines are unsafe and that until greater stability has been secured the cannot be put to practical use except, perhaps, for scouting in time of war. Their utility for this purpose was shown in the Tripoli campaign, where the Italians were able to observe the movements of the Turks and Arabs by means of aeroplanes. Toward the close of the year the Wright brothers, pioneers in the science of aviation, conducted a series of experiments which indicated that the desired stability was in a fair way of being secured. Another advance may be noted, namely, the invention of aeroplanes that can alight on or rise from the water. Below will be found accounts of some of the more remarkable performances of the year, with the latest available records on both sides of the Atlantic, a list of casualties and a chronological record of aeronautical events in 1911.

LONG-DISTANCE FLIGHTS.

FROM ST. LOUIS TO NEW YORK.

Harry N. Atwood of Boston broke the world's record (up to Aug. 25, 1911) for cross country flying in an aeroplane when he traveled from St. Louis, Mo., to New York city, via Chicago, a distance of 1,265 miles, in twelve days. He left the Missouri city Aug. 14, 1911, and arrived at Governor's island in New York harbor Aug. 25. His time in the air was 28 hours 9 minutes. For this feat he was given a prize of \$10,000, offered by Victor J. Evans of Washington, D. C. The previous world's record for cross country flying was 1,164 miles, made in 30 days by Benno Koellig in Germany, June 11-July 10, 1911. Atwood's best performance was on the first day of his aerial journey, when he made the distance of 282 miles in less than six hours of flying time in one day. He had but one serious mishap to his machine, a break in the propeller, which compelled him to land at Nyack, N. Y., when only twenty-five miles from his goal. Atwood used a Wright-Burgess biplane. In Chicago he arrived at and started from Grant park, on the lake front, where the great aviation meet was being held.

SUMMARY OF FLIGHT.

Monday, Aug. 14.

Station.	Arrives.	Leaves.	Miles.
St. Louis, Mo.	8:05 a. m.
Springfield, Ill.	10:34 a. m.	1:00 p. m.	97
Pontiac, Ill.	2:53 p. m.	4:30 p. m.	190
Chicago, Ill.	6:22 p. m.	282

Tuesday.

Chicago, Ill.	3:20 p. m.	282
Elkhart, Ind.	5:47 p. m.	383

Wednesday.

Elkhart, Ind.	8:06 a. m.	383
Pettitsville, O.	10:12 a. m.	3:22 p. m.	480
Toledo, O.	3:57 p. m.	520

Thursday.

Toledo, O.	10:29 a. m.	520
Venice, O.	11:23 a. m.	1:18 p. m.	571
Sandusky, O.	1:34 p. m.	3:15 p. m.	576
Cleveland, C.	4:41 p. m.	643

Friday.

Cleveland, O.	4:03 p. m.	643
Swanville, Pa.	6:10 p. m.	727

Saturday.

Swanville, Pa.	10:54 a. m.	727
Erie, Pa.	11:07 a. m.	4:53 p. m.	732
Buffalo, N. Y.	7:02 p. m.	826

Sunday.

Buffalo, N. Y.	3:20 p. m.	826
Lyons, N. Y.	5:31 p. m.	930

Monday, Aug. 21.

Lyons, N. Y.	4:24 p. m.	930
Auburn, N. Y.	5:20 p. m.	6:45 p. m.	955
Belle Isle, N. Y.	7:17 p. m.	970

Tuesday.

Belle Isle, N. Y.	4:55 p. m.	970
Fort Plain, N. Y.	7:05 p. m.	1,065

Wednesday.

Station.	Arrives.	Leaves.	Miles.
Port Plain, N. Y.	7:25 a. m.	1,065
Castleton, N. Y.	9:12 a. m.	1,130

Thursday.

Castleton, N. Y.	7:36 a. m.	1,130
Carrison, N. Y.	9:32 a. m.	11:05 a. m.	1,216
Nyack, N. Y.	11:33 a. m.	1,245

Friday.

Nyack, N. Y.	1:53 p. m.	11:45 a. m.	1,245
New York city.	2:18 p. m.	1,265

FROM NEW YORK CITY TO PASADENA, CAL.

Col. F. Rodgers eclipsed all records for long distance aeroplane flying when he crossed the American continent from Sheepshead Bay, N. Y., to Pasadena, Cal., between Sept. 17 and Nov. 5, 1911. The distance covered was approximately 4,231 miles, the total time occupied 49 days, the actual flying time 82 hours 4 minutes, and the average distance per hour, 51.7 miles. His machine, a baby Wright biplane, was damaged on a number of occasions, but was quickly repaired, either by himself or by the mechanics who followed him by train. Bad weather was responsible for most of the delay. His general route was by way of Chicago, Kansas City, San Antonio, El Paso, Maricopa and Imperial Junction. Further details of the record breaking journey may be obtained from the following daily record of the flight:

Sept. 17—Sheepshead Bay, N. Y., to Middletown, N. Y.; 80 miles.
Sept. 18—Middletown, N. Y.; aeroplane damaged.
Sept. 19—Middletown, N. Y.; repairing aeroplane.
Sept. 20—Middletown, N. Y.; repairing aeroplane.
Sept. 21—Middletown, N. Y., to Hancock, N. Y.; 95 miles.
Sept. 22—Hancock, N. Y., to Elmira, N. Y.; 173 miles.
Sept. 23—Elmira, N. Y., to Canistoe, N. Y.; 60 miles.
Sept. 24—Canistoe, N. Y., to Salamanca, N. Y.; 91 miles.
Sept. 25—Salamanca, N. Y.; aeroplane damaged.
Sept. 26—Salamanca, N. Y.; repairing aeroplane.
Sept. 27—Salamanca, N. Y.; repairing aeroplane.
Sept. 28—Salamanca, N. Y., to Kent, O.; 203 miles.
Sept. 29—Kent, O.; delayed by weather.
Sept. 30—Kent, O., to Rivere, Ind.; 213 miles.
Oct. 1—Rivere, Ind., to Huntington, Ind.; 36 miles.
Oct. 2—Huntington, Ind.; aeroplane damaged.
Oct. 3—Huntington, Ind.; repairing aeroplane.
Oct. 4—Huntington, Ind.; repairing aeroplane.
Oct. 5—Huntington, Ind., to Hammond, Ind.; 122 miles.
Oct. 6—Hammond, Ind.; bad weather.
Oct. 7—Hammond, Ind.; bad weather.
Oct. 8—Hammond, Ind.; to Joliet, Ill., via Chicago; 83 miles.
Oct. 9—Joliet, Ill., to Springfield, Ill.; 65 miles.
Oct. 10—Springfield, Ill., to Louisiana, Mo.; 134 miles.
Oct. 11—Louisiana, Mo., to Kansas City, Mo.; 103 miles.
Oct. 12—Kansas City, Mo.; bad weather.
Oct. 13—Kansas City, Mo.; bad weather.
Oct. 14—Kansas City, Mo., to Vinita, Okla.; 193 miles.
Oct. 15—Vinita, Okla., rested.
Oct. 16—Vinita, Okla., to McAlester, Okla.; 127 miles.
Oct. 17—McAlester, Okla., to Fort Worth, Tex.; 300 miles.
Oct. 18—Fort Worth, Tex., to Dallas, Tex.; 123 miles.
Oct. 19—Dallas, Tex., to Waco, Tex.; 100 miles.
Oct. 20—Waco, Tex., to Kyle, Tex.; 120 miles.
Oct. 21—Kyle, Tex.; aeroplane damaged.
Oct. 22—Kyle, Tex., to San Antonio, Tex.; 30 miles.
Oct. 23—San Antonio, Tex.; aeroplane damaged.
Oct. 24—San Antonio, Tex., to Spofford, Tex.; 133 miles.
Oct. 25—Spofford, Tex.; aeroplane damaged.
Oct. 26—Spofford, Tex., to Sanderson, Tex.; 174 miles.
Oct. 27—Sanderson, Tex.; aeroplane damaged.

Oct. 28—Sanderson, Tex., to Sierra Blanca, Tex.; 231 miles.
 Oct. 29—Sierra Blanca, Tex., to El Paso, Tex.; 92 miles.
 Oct. 30—El Paso, Tex.; aeroplane damaged.
 Oct. 31—El Paso, Tex., to Wilcox, Ariz.; 225 miles.
 Nov. 1—Wilcox, Ariz., to Maricopa, Ariz.; 130 miles.
 Nov. 2—Maricopa, Ariz., to Stovall, Ariz.; 225 miles.
 Nov. 3—Stovall, Ariz., to Imperial Junction; 135 miles.
 Nov. 4—Imperial Junction to Banning, Cal.; 77 miles.
 Nov. 5—Banning, Cal., to Pasadena, Cal.; 73 miles.

BOSTON TO WASHINGTON.

Harry N. Atwood started from Boston, Mass., June 29, 1911, for New London, Conn., 135 miles away, arriving there the same day. June 30 he gave exhibitions of flying at the intercollegiate boat races on the New London course. Saturday, July 1, he started at 7:05 a. m., and flew over Bridgeport, Conn., at a height of 1,500 feet. Then he steered out over Long Island sound, passing South Norwalk and Port Chester. At Larchmont, which was reached at 9:15 a. m., he steered inland over Mount Vernon and then flew over the city of New York. Partly circling the lofty Singer building tower, he hovered over Wall street for a few moments and then proceeded to Governor's island where he landed. The total distance traveled was 122 miles and the time was 3 hours 20 minutes.

July 4 Atwood left Governor's island at 8:49 a. m., and at 2:30 p. m. landed at Aldutic City, N. J., the distance covered being about 115 miles. After a delay of nearly a week, due to unfavorable weather, the Boston aviator left Atlantic City, July 10, at 5:04 a. m., and descended at Stemmer's Run, Md., a few miles from Baltimore, at 9:23 a. m., being unable to proceed farther on account of the great heat and humidity. The flight of forty miles to College Park, Md., the military aviation field near Washington, D. C., was completed early on the morning of July 11. The total distance covered was approximately 525 miles.

FROM KEY WEST TO HAVANA.

Jan. 30, 1911, an attempt was made by J. A. D. McCurdy to fly in a Curtiss biplane from Key West to Havana to win a prize of \$3,000. All the conditions were favorable and the flight was a success until a point some ten miles from Havana was reached, when something went wrong with the engine and the lubricating oil dropped out. McCurdy was compelled to descend to the water on which the biplane, which was supplied with pontoons, floated until a life boat from one of the accompanying torpedo boat destroyers came to the rescue. Neither man nor machine was injured in the least. The distance traveled was ninety-six miles and the time occupied 2 hours and 8 minutes. It broke the record for over water flights, but it only stood until March 5, when Lieut. Blague covered 140 miles over the Mediterranean sea, between Nice and Gorgona.

PARIS TO MADRID.

One of the most sensational aeroplane flights of 1911 was that from Paris, France, to Madrid, Spain, May 21-26. The Petit Parisien offered a prize of \$20,900 to the winner of a race between the two capitals and some twenty machines were entered. When the start was made from the Issy-les-Moulineux aviation field one of the aeroplanes fell, killing M. Berteaux, minister of war, and seriously wounding Premier Monis. This caused most of the contestants to withdraw and only Pierre Vedrine, M. Gilbert and M. Garros started. The first stage was from Paris to Angoulême, the second from Angoulême to San Sebastian and the third from San Sebastian to Madrid. The three airmen succeeded in reaching San Sebastian, but Gilbert and Garros failed to clear the mountains in the last stretch and only Vedrine succeeded in reaching Madrid, where he landed at 8:06 o'clock on the morning of May 26. The total distance traversed was 721 miles and Vedrine's official flying time was 37 hours 27 minutes. This, however, included time for repairs and other delays and the actual time in the air was only 12 hours and 18 minutes. While crossing the mountains Vedrine was attacked by a large eagle, and Gilbert had the same experience. Vedrine's total winnings were \$30,900, and he also received the cross of the Order of Alfonso XII.

PARIS TO ROME.

What was intended to be an aeroplane race from Paris to Turin by way of Rome was started May 23 with twenty-one entries, who were given until June 15 to reach the goal. Prizes aggregating \$300,000 were offered. Andre Beaumont and Roland Garros took the lead from the start, most of the other competitors dropping out early in the race. The route was by way of Avignon, Nice, Genoa and Pisa. Beaumont was ahead at Avignon and Nice, but Garros arrived at Genoa first. Beaumont, however, made a fine flight from Allassio to Rome, covering the distance in less than seven hours, including stops in Genoa and Pisa, and arrived in Rome on the afternoon of May 31. Garros arrived the following day, having met with a mishap near Pisa. Frey, a German aviator, reached Rome June 3 and Vidart arrived June 5. Unfavorable weather conditions and injuries received by the men and machines caused all but Herr Frey to abandon the race at this point, and he, after starting for Turin June 13, fell and was seriously injured at Lake Vico. Beaumont won the bulk of the prizes offered.

PARIS TO TOP OF PUY-DE-DOME.

M. Renaux, with M. Senouque as a passenger, flew from St. Cloud, a suburb of Paris, France, to the summit of Puy-de-Dome, 217 miles distant, March 7, 1911, in a Farman biplane. The start was made at 9:42 a. m., and in compliance with the conditions which had to be fulfilled in order to win the prize of \$20,000 offered by M. Michelin for the first aviator who should accomplish the feat, the Arc de Triomphe in Paris was first circled. Nevers, 132 miles from Paris, was reached at 11:50 a. m., and here a stop of seventeen minutes was made. When Clermont-Ferrand was reached the aviator made a turn about the spires of the cathedral and then flew to the top of the mountain Puy-de-Dome, 4,800 feet above the sea. The time occupied was 5 hours 8 minutes; the rules allowed six hours.

M. HELEN'S LONG FLIGHT.

Saturday, Aug. 26, 1911, M. Helen, a French aviator, contesting for the international Michelin cup, covered 1,126.4 kilometers (700 miles) in 13 hours 47 minutes 19 seconds with only three stops of 24, 28 and 15 minutes for rest. His course was from Betheny to Somme-Vesle (near Mourmelon), France, 102.4 kilometers in length, which he covered eleven times, stopping at the end of each third lap for a short rest.

1,000 MILE CIRCUIT RACE.

Lieut. Conneau, whose racing name is Andre Beaumont, won a 1,000 mile international circuit aviation race beginning and ending at Vincennes, near Paris. It was in all respects one of the most remarkable contests in the history of air racing. The course took the flyers from Paris across Belgium, Holland, over the English channel to London, and back to Paris. Fifty aeroplanists started June 13 and nine arrived at the goal July 7. Three of the competitors were killed just as the race began and others met with more or less serious mishaps. The principal stops were at Liege and Brussels, Belgium; Utrecht, Holland; Calais and Boulogne, France; and Dover and Hendon (near London), England. The English channel was crossed July 3 from Calais to Dover by no less than eleven of the airmen. The return trip from Dover to Calais was made July 6, both crossings being made easily and without mishap. Prizes aggregating about \$100,000 were given, of which Beaumont won \$26,500. Garros was second in the race and Vidart third. The flying time for the entire circuit of the three leaders was: Beaumont, 53:36:45; Garros, 62:18:34; Vidart, 73:32:00.

UNITED KINGDOM CIRCUIT.

Lieut. Conneau, flying under the name of Andre Beaumont, won a prize of \$50,000 offered by the London Daily Mail to the winner of an aviation race of 1,010 miles around the united kingdom. The course was from Brooklands to Edinburgh, Stirling, Glasgow, Manchester, Exeter, Brighton and back to Brooklands, with a number of intermediate stopping places or controlling stations. Neither machines nor parts of machines could be changed in the course of the contest. The start was made July 22 and the race was finished July 26. Conneau's flying time for the whole distance was 22:28:18.

Pierre Vedrines was second in 23:38:05. Both machines were intact, no changes of any kind having been made by their pilots. There were nineteen actual starters in the race, but most of them gave up before flying many miles.

GERMAN CIRCUIT RACE.

One of the most important aviation events of the year in Germany was a circuit race of about 1,140 miles, the route taking the contestants from Johannisthal, near Berlin to Magdeburg, Kiel, Cologne, Hanover and back to Johannisthal. Prizes aggregating \$25,000 were offered. Each aviator was required to carry a passenger over at least a part of the route. The start was made June 11 and the three chief prize winners finished July 10. Benno Koenig took first prize for the greatest mileage, Hans Volmueller took second and Bruno Buechner third. Koenig's record was 1,164 miles, the extra mileage being earned by passenger carrying.

CHICAGO AVIATION MEET.

Grant park, Chicago, was the scene of a highly successful international aviation meet Aug. 12-20, 1911. Financially it resulted in a deficit of about \$50,000, but the flights were thrilling, many new records were made and the attendance enormous. A large proportion of the seats were free and the opportunities for witnessing the feats of the airmen from the adjoining buildings and streets were almost unlimited. It was estimated that the average daily attendance was at least 250,000. The flights were held under the auspices of the Aero Club of Illinois and were managed by a committee of the International Aviation Meet association, of which James E. Plew was president, Frank F. Wentworth secretary and Bernard J. Mullaney general manager. Thirty-eight well known aviators, representing America, France, England, Ireland and Poland, and flying with the leading types of biplanes and monoplanes were entered, and all but eight or ten took an active part in the meet. The prizes offered aggregated \$80,000 and the aviators were guaranteed a minimum of \$2 per minute for time consumed in actual flying. The flying hours each day were from 3:30 to 7 p. m.

The meet was marred by two fatal accidents, both occurring on the afternoon of Aug. 15. William R. Badger of Pittsburgh, in a Baldwin biplane, was descending swiftly when his machine collapsed and came to the ground in the sunken arena of Grant park. The aviator was hit by the engine and died within half an hour after he had been brought to a hospital. St. Croix Johnstone of Chicago, in a Moisant monoplane, fell into Lake Michigan about a mile from shore and was killed. Whether death was caused by a blow from the engine or from drowning could not be positively determined. Two other aviators fell into the lake, but were rescued. There were several minor mishaps which were attended by damage to machines only.

One of the interesting features of the meeting was the arrival Aug. 14 of Harry N. Atwood of Boston after having flown from St. Louis in one day, and his departure Aug. 15 for New York city, on the longest biplane journey attempted up to that time.

SUMMARY.

Following is a summary of each day's events:

- Aug. 12—Twenty mile race for monoplanes; won by Earle L. Ovington in a Bleriot monoplane; time, 23:51.89.
Fifteen mile race over water; won by Earle L. Ovington in a Bleriot monoplane; time, 17:12.45. Altitude; won by Howard Gill in a Wright biplane; height, 4,980 feet.
Daily duration; won by C. P. Rodgers in a Wright biplane; time, 2:55:33.
Aug. 13—Twenty mile race for biplanes; won by Lincoln Beachey in a Curtiss biplane; time, 23:11.26.
Eight mile passenger carrying race for monoplanes; won by Tom Sopwith in a Bleriot monoplane; time, 9:30.34.
Climbing 500 meters (1,640 feet) from start; won by Tom Sopwith in a Bleriot monoplane; time, 4 minutes.

Daily duration; won by Rene Simon in a Bleriot monoplane; time, 3:05:32.

Altitude; won by Oscar A. Brindley in a Wright biplane; height, 4,442 feet.

Aug. 14—Twelve mile race for monoplanes; won by Earle L. Ovington in a Bleriot; time, 13:30.92. Starting from ground; won by J. J. Frisbie in a Frisbie biplane; distance, 88 feet 3 inches.

Fifteen mile race over water; won by Tom Sopwith in a Bleriot monoplane; time, 17:08.37.

Altitude; won by W. G. Beatty, in a Wright biplane; height, 7,703 feet.

Daily duration; won by A. L. Welsh in a Wright biplane; time, 3:50:00.

Aug. 15—Nine mile race for biplanes; won by J. A. D. McCurdy in a McCurdy biplane; time, 14:40.18.

Nine mile race for biplanes carrying passenger; won by Lincoln Beachey in a Curtiss biplane; time, 10:19.87.

Weight carrying, four miles; won by Tom Sopwith in a Wright-Farman biplane, with two passengers.

Climbing 400 meters from ground; won by Rene Simon in a Bleriot monoplane; time, 4:25.

Daily duration; won by A. L. Welsh in a Wright biplane; time, 3:30:00.

Aug. 16—Fifteen mile race over water; won by Tom Sopwith in a Bleriot monoplane; time, 17:02.3.

Nine mile race for all race; won by Lincoln Beachey in a Curtiss biplane; time, 9:28.2.

Altitude; won by Lincoln Beachey in a Curtiss biplane; height, 7,917 feet.

Daily duration; won by Lincoln Beachey in a Curtiss biplane; time, 2:22:48.

Aug. 17—Twelve mile race for biplanes; won by Lincoln Beachey in a Curtiss biplane; time, 13:34.80.

Twelve mile race for monoplanes carrying passengers; won by Tom Sopwith in a Bleriot; time, 13:44.82.

Quick starting; won by John J. Frisbie in a Curtiss biplane; distance, 151 feet 9 inches.

Bomb throwing; won by J. A. D. McCurdy in a McCurdy biplane; 3 points; one hit in 9 foot circle.

Climbing 50 meters (164 feet) from ground; won by Eugene Ely in a Curtiss biplane; time, 4:30.

Daily duration; won by W. G. Beatty in a Wright biplane; time, 3:30:00.

Aug. 18—Altitude; won by Phillip O. Parmelee in a Wright biplane; height, 10,837 feet.

Daily duration; won by A. L. Welsh in a Wright biplane; time, 3:29:26.

Twelve mile race for monoplanes; won by Tom Sopwith in a Bleriot monoplane; time, 13:52.60.

Sixteen mile race over land and water; won by Tom Sopwith in a Bleriot monoplane; time, 15:58.30.

Altitude; won by Tom Sopwith in Bleriot monoplane; distance from mark, 8 feet 8 inches.

Aug. 19—Twelve mile race for monoplanes; won by Tom Sopwith in Bleriot; time, 13:38.40.

Twelve mile race for biplanes; won by Eugene Ely in a Curtiss biplane; time, 13:47.20.

Weight carrying; won by Phillip O. Parmelee in a Wright biplane; total live weight carried, 458 pounds.

Daily duration; G. W. Beatty and C. P. Rodgers in Wright biplanes tied for first; time, 3:30:00.

Climbing 500 meters from ground; Tom Sopwith in a Bleriot and Rene Simon in a Moisant tied for first; time, 3:55.

Aug. 20—Altitude; won by Lincoln Beachey in Curtiss biplane; height, 11,642 feet.

Twelve mile race for biplanes; won by Eugene Ely in a Curtiss biplane; time, 13:17.

Twelve mile open race; won by Earle L. Ovington in a Bleriot monoplane; time, 12:48.

Bomb throwing; won by John J. Frisbie in a Frisbie biplane; distance from center of bull's eye, 3 feet 9 inches.

Daily duration; won by C. P. Rodgers in a Wright biplane; time, 2:20:00.

NEW RECORDS MADE.

The following list of new American and world's air records made at the Chicago aviation meet was

compiled by G. F. Campbell Wood, secretary of the Aero Club of America:

Speed.

Aviator and one passenger, 10 kilometers—Made Aug. 17 by Tom Sopwith in a Blériot monoplane; time, 7:50.

Aviator and two passengers, 5 kilometers—Made Aug. 15 by Tom Sopwith in a Wright biplane; time, 6:56½.

Greatest speed, whatever length of flight (aviator and one passenger)—Made Aug. 17 by Tom Sopwith in a Blériot monoplane; speed, 57.786 miles an hour.

Duration.

Aviator and one passenger—Made Aug. 19 by G. W. Beatty in a Wright biplane; time, 3:42:23½; a world's record.

Aviator and two passengers—Made Aug. 13 by G. W. Beatty in a Wright biplane; time, 1:18:22; also a world's record.

Climbing 500 Meters.

Aviator alone—Made Aug. 19 by Tom Sopwith in a Blériot monoplane and Rene Simon in a Moisant monoplane, time, 3:55; also a world's record.

Weight Carrying.

Pilot and passengers more than one minute—Made Aug. 19 by Phillip O. Parmalee in a Wright biplane; weight, 458 pounds.

Altitude.

Aviator alone—Made Aug. 20 by Lincoln Beachey in a Curtiss biplane; height, 11,642 feet; this is world's record (exceeded later).

PRIZE WINNERS.

Following is a list of the prize winners, the machines used and the amount of money received by each:

Aviator.	Machine.	Amount.
Thomas Sopwith.....	Blériot-Wright	\$13,520
Lincoln Beachey.....	Curtiss	11,162
C. P. Rodgers.....	Wright	10,785
G. W. Beatty.....	Wright	6,625
Earle Orvington.....	Blériot-Curtiss	5,621
A. L. Welsh.....	Wright	5,400
Rene Simon.....	Moisant	4,550
Eugene Ely.....	Curtiss	4,173
Phillip Parmalee.....	Wright	3,951
James Ward.....	Curtiss	2,913
O. A. Brindley.....	Wright	2,851
J. A. D. McCurdy.....	McCurdy	1,900
Howard Gill.....	Wright	1,970
John J. Frishie.....	Curtiss	1,500
Lee Hammond.....	Baldwin	550
George Mestach.....	Morane	450
J. C. Turpin.....	Wright	450
Paul W. Beck.....	Curtiss	400
J. V. Martin.....	Grahame-White	250
Frank T. Coffyn.....	Wright	150
Andrew Drew.....	Wright	150

Duration prize winners and what they won follow:

Aviator.	duration.	prize.	Machine.
Rodgers.....	27:00:16	\$6,875.00	Wright
Beatty.....	24:22:18	2,750.00	Wright
Brindley.....	23:44:50	1,375.00	Curtiss
Ward.....	20:36:43	687.50	Curtiss
Welsh.....	19:49:46	550.00	Wright
Beachey.....	14:33:05	475.25	Curtiss
Simon.....	9:55:47	412.50	Moisant
Sopwith.....	9:14:56	375.75	Blériot-Wright
Ely.....	7:29:53	245.00	Curtiss

Money offered in other events for which there was no winner was added to the duration purse.

FIRST WATER AEROPLANE.

Jan. 26, 1911. For the first time in the history of aviation an aeroplane rose from the surface of the water, made a flight in the air and, returning to the starting point, alighted on the water as easily as a gull. This feat was accomplished by Glenn H. Curtiss on San Diego bay, California. Equipped with hydroplanes and a new arrangement of front surfaces, the aeroplane sailed along the surface of the water at a forty mile clip for a quarter of a mile, then rose to a height of fifty feet, remained in the air for 1 minute and 22 seconds and alighted with perfect ease. The feat was repeated a second time with even greater success.

FLIGHT OVER NIAGARA FALLS.

Lincoln Beachey, a California aviator, flew across Niagara falls in a biplane June 27, 1911, ending the flight on the Canadian side after he had swooped under the arches of the upper steel bridge and had flown down the gorge almost as far as the whirlpool. The start was made from a baseball field on the American side and after rising to a height of 2,000 feet the aviator made a number of sweeping circles downward until he was only about 200 feet above the Horseshoe fall. Then dropping still farther he dipped under the arch of the bridge and flew down the river above the rapids. The daring feat was witnessed by 150,000 persons.

RECORD FOR ALTITUDE.

The record for height reached by aeroplane was broken a number of times in 1911. Up to Nov. 7 the greatest altitude ever reached by a heavier-than-air machine was 13,943 feet. The man who made this record was Roland G. Garros, a French aviator, and the place was Parame, France. The American record is held (Nov. 7, 1911) by Lincoln Beachey, who on Aug. 20, at the Chicago aviation meet, attained a height of 11,642 feet. Other aviators making notable altitude records include the following:

M. Legagneux, Pau, France, Dec. 9, 1910, 10,499 feet.

Arch Hoxsey, Los Angeles, Cal., Dec. 26, 1910, 11,474 feet (unofficial).

Capt. Felix, Etampes, France, Aug. 5, 1911, 11,330 feet.

DURATION RECORD.

Sept. 2, 1911, G. Fournay at Buc, France, flying a Farman biplane, remained in the air continuously for eleven hours one minute, covering a distance of 720 kilometers, or about 450 miles.

INTERNATIONAL AVIATION CUP.

Charles T. Weymann, American, won the international aviation cup, at Eastchurch, England, July 1, covering 93.2 miles in 1:11:34¾. His speed approximated 78 miles an hour. Winners of cup to date.

1909—Glenn H. Curtiss.

1910—Claude Grahame-White.

1911—Charles T. Weymann.

WINNERS OF MICHELIN CUP.

1908—Wilbur Wright, 77 miles in 2:20:23.

1909—Henry Farman, 126 miles in 4:15:00.

1910—Maurice Tabuteau, 367 miles in 7:45:00.

MISCELLANEOUS.

Cromwell Dixon, 19 years of age, crossed the Rocky mountain divide between Helena and Blossburg, Mont., Sept. 30, 1911. The highest altitude above sea level reached by him was 7,100 feet. Dixon was the first to cross the continental divide in an aeroplane. He was killed a few days later by a fall at Spokane, Wash.

James J. Ward left New York, N. Y., Sept. 13, 1911, to fly to San Francisco, Cal., in an attempt to win a prize of \$50,000 for the first aviator crossing the continent by aeroplane before a certain date. He met with several accidents to his machine and only got as far as Hornell, N. Y., where he gave up the race Sept. 22. The total distance covered was about 300 miles. In an effort to win the same prize Robert F. Fowler left San Francisco, Cal., Sept. 11, but he also met with mishaps and besides found that his machine was too light to carry him over the mountains. He gave up the attempt at Colfax, Cal.

Hugh Robinson undertook to fly along the Mississippi from Minneapolis to New Orleans, but financial obstacles compelled him to quit when he reached Rock Island, Ill., Oct. 23. He began the trip Oct. 17, using a hydro-aeroplane.

The first United States mail ever transported by aeroplane was carried Sept. 23, 1911, from the aviation field on Nassau boulevard, Long Island, to Garden City, a distance of five miles, by Earle L. Orvington in a Blériot machine.

FRENCH MINISTER OF WAR KILLED.

One of the worst accidents in the history of aviation took place at Issy-les-Moulineux, a suburb of

Paris, France, Sunday, May 21, 1911. A crowd of 200,000 persons, including several members of the cabinet, had gathered to witness the start of an aeroplane race from Paris to Madrid. A monoplane, piloted by M. Train, had just left the ground when it got out of control and plunged into a group of spectators. Henry Maurice Berteaux, minister of war, was killed instantly, his body being badly mangled by the swiftly revolving propeller blades. Antoine E. E. Monis, premier and minister of the interior, was buried under the wreckage of the machine and received a number of serious injuries. Antoine Monis, his son, and Henri Deutsch de la Meurthe, a patron of aeronautics, were also injured. The aviator and a passenger with him escaped injury. M. Train claimed that his motor gave out just as he was trying to avoid a body of eavraly galloping across the field, and the machine fell.

AVIATION FATALITIES.

Dec. 1, 1910, to Dec. 1, 1911.

Dec. 3, 1910—Sig. Cammarata and companion, Italy.
Dec. 3—Walter Archer, Salida, Col.
Dec. 22—Cecil Grace, England.
Dec. 26—Senhor Piccolo, Brazil.
Dec. 28—M. Laffort and M. Pola, France.
Dec. 30—Lient. de Caumont, France.
Dec. 31—John B. Moisant, New Orleans, La.
Dec. 31—Arch Hoxsey, Los Angeles, Cal.
Jan. 9, 1911—Roussijian, Belgrade, Servia.
Feb. 6—Lient. Stein, Doberitz, Germany.
Feb. 9—M. Noel and M. Delatorre, Douai, France.
March 28—M. Cei at Puteaux, France.
April 14—Lient. Byasson, Chevreuse, France.
April 18—Capt. Carron, Versailles, France.
April 20—Pierre Louis, Rheims, France.
April 24—William G. Purves, New Orleans, La.
May 1—M. Matievitch and brother, Sevastopol, Russia.
May 2—Lient. Roser, Mulhausen, Germany.
May 2—M. Marra, Luca, Italy.
May 4—Rene Vaillon, Shanghai, China.
May 10—Lient. George E. M. Kelly, San Antonio, Tex.
May 11—Herr Bekemuller, Berlin, Germany.
May 17—A. V. Hartle, Los Angeles, Cal.
May 18—Lient. Paul Dupuis, Rheims, France.
May 18—Pierre M. Bournique, Rheims, France.
May 21—M. Berteaux (spectator), Paris, France.
May 23—Herr Laemmlin, Strassburg, Germany.
May 25—Mr. Benson, Hendon, England.
May 27—Mr. Smith, St. Petersburg, Russia.
May 28—M. Cirri, Voghera, Italy.
June 1—Marcel Pernot, San Diego de los Baños, Cuba.
June 5—Lient. Bague, Mediterranean.
June 8—Sig. Barra, Rome, Italy.
June 9—Schenel and Voss, Johannisthal, Germany.
June 11—Herr Wiesenbach, Wiener-Neustadt, Austria.
June 18—Capt. Princetau, Vincennes, France.
June 18—M. Le Martin, Vincennes, France.
June 18—Lient. Legendre, Chateau Thierry, France.
June 29—Lient. Trochon, Chalons Sur Marne, France.
July 13—D. A. Kraemer, Chicago, Ill.
July 14—Edward Palliole, Algiers, Algeria.
July 21—Denise Moore, Mormalon, France.
July 23—M. Jolly, Juvisy, France.
July 25—M. Shlamsky, Tsarskoe-Selo, Russia.
Aug. 15—William R. Badger, Chicago, Ill.
Aug. 15—St. Croix Johnstone, Chicago, Ill.
Aug. 18—Lient. Theodore J. Ridge, Aldershot, England.
Aug. 29—Lient. Zolotchin, St. Petersburg, Russia.
Sept. 1—John J. Frisbie, Norton, Kas.
Sept. 2—Lient. de Grally, Troyes, France.
Sept. 2—Capt. de Camille, Nangis, France.
Sept. 2—M. Maron, Chartres, France.
Sept. 4—M. Le Porrestier, Huclva, Spain.
Sept. 7—Lient. Newmann and M. Leeonte, Mulhausen, Germany.
Sept. 9—Raimund Eyring, Esslingen, Germany.
Sept. 12—Lient. Chotard, Vaconblay, France.
Sept. 15—Edouard Newport, Verdun, France.
Sept. 17—Lient. R. A. Cammell, Hendon, England.
Sept. 19—John W. Eckenbaum, Dewitt, Iowa.
Sept. 22—Frank Miller, Dayton, O.
Sept. 22—Aviator Castellane, Mansfield, Pa.
Sept. 23—R. J. Raymond, St. Louis, Mo.
Sept. 25—Dr. J. C. Clarke, Nassau, N. Y.

Sept. 23—Capt. Engelhard, Johannisthal, Germany.
Oct. 2—Cromwell Dixon, Spokane, Wash.
Oct. 14—Hans Schmidt, Berne, Switzerland.
Oct. 19—Eugene Ely, Macon, Ga.
Oct. 27—Jean Desparmet, Rheims, France.
Oct. 31—Prof. John J. Montgomery, Evergreen, Cal.
Nov. 15—Herr Plotschker, Berlin, Germany.

CHRONOLOGICAL RECORD (1911).

Jan. 9—Rousijian, Croatian aviator, killed after making flight across River Save, near Belgrade, Servia, by falling with machine.
Jan. 16—German balloon Hildebrandt, with bodies of Dr. Roberts and another aeronaut, found in lake in Pomerania province; balloon ascended from Schmargendorf Dec. 29, 1910.
Jan. 18—Eugene B. Ely, in a Curtiss biplane, flies from Selfridge aviation field, San Francisco, to cruiser Pennsylvania, twelve miles distant, alights on deck and returns to field.
Jan. 19—Louis Breget at Douai, France, breaks world's record for speed with monoplane carrying a passenger; makes 50 kilometers (31 miles) in 34:54, and 100 kilometers (62 miles) in 1:09:28.
Jan. 22—Phillip O. Parmelee, in a Wright biplane, breaks American endurance record by remaining in the air 3 hours 39 minutes 49½ seconds, at San Francisco, Cal.
Jan. 26—Roger Sommer takes up six passengers in a large biplane at Douzy, France, and flies to Romilly and back, establishing a new world's record for a cross country flight with passengers and a new mark for total weight lifted.
Jan. 26—Glenn H. Curtiss rises from surface of San Diego bay in aeroplane, makes flight and alights on water; first feat of the kind in the history of aviation.
Jan. 30—J. A. D. McCurdy, in a Curtiss biplane, flies from Key West to within ten miles of Havana, a distance of 96 miles, breaking the over-water record.
Feb. 2—M. Le Martin, at Pau, France, carries seven passengers in a monoplane in a five minute flight.
Feb. 2—Capt. Ballenger of the French army completes aeroplane flight of 500 miles from Paris to Pau in 32:11:00.
Feb. 3—Aviator Say flies 63 kilometers (39 miles) in 22:00 over a circular track at Issy-les-Moulineux, France; biplane used.
Feb. 6—Lient. Stein of German military aviation service killed by a fall of sixty-five feet with aeroplane at Doberitz, Germany.
Feb. 9—Aviators Noel and Delatorre killed while experimenting with military aeroplane at Douai, France.
March 2—Roland G. Garros in Moisant monoplane reaches height of 4,758 feet above valley of Mexico at Mexico City, giving him altitude above sea level of 12,052 feet.
March 3—Lient. Benjamin D. Foulois, U. S. A., and Aviator Phillip C. Parmelee drive an army aeroplane 106 miles, between Eagle Pass and Laredo, Tex., in 2:47:00.
March 4—William G. Purves of Chicago badly injured by fall with Gates biplane at Baton Rouge, La.; died April 24.
March 5—Lient. Bague flies in a Bleriot monoplane from Antibes to island of Gorgona, near Leghorn, a distance of 140 miles, breaking oversea record.
March 7—M. Renux, with a passenger, flies from St. Cloud to the summit of Puy-de-Dome, 217 miles, in 5:08:00, winning Michelin prize of \$20,000.
March 23—Aviator Louis Breguet carries eleven passengers in a two mile monoplane flight at Douai, France.
March 24—Roger Sommer carries twelve passengers in a biplane flight at Monzon, France; distance covered, three-fourths of a mile.
March 28—M. Cei, Italian aviator, killed at Puteaux, France, by falling 1,000 feet with biplane.
April 12—Pierre Priou flies in monoplane from Hendon, a suburb of London, to Paris, a distance of about 290 miles, without a stop; channel crossed at a height of 3,200 feet.
April 14—Lient. Byasson of French navy killed by fall with aeroplane at Chevreuse, France.
April 16—Four men thrown from a balloon car at Kiel, Germany, and seriously injured.
April 18—Capt. Carroa of French army killed by

- fall of 250 feet while making aeroplane flight from Orleans to Versailles, France.
- April 20—Pierre-Louis, aviation pupil, dies from injuries received in fall with aeroplane at Rheims, France.
- May 1—M. Matievitch and brother, military aviators, killed while making aeroplane flight at Sevastopol, Russia.
- May 2—Lieut. Roser of German army falls with aeroplane from height of 150 feet at Mulhausen, Germany, and is fatally injured.
- May 2—M. Marra, while operating a biplane at Lucce, Italy, falls a distance of 300 feet and is fatally injured.
- May 6—René Vallon, French aviator, killed by fall with Sommer biplane at Shanghai, China.
- May 8—Aviator See badly injured while trying a new style of Voisin aeroplane at Issy-les-Moulineux, France; crashes into telegraph pole on top of house.
- May 10—Lieut. George E. M. Kelly, 30th infantry, U. S. A., is killed by fall from aeroplane while trying to make a landing at Fort Sam Houston, Tex.; was using Curtiss machine.
- May 11—Herr Bekemuller, aviation pupil, is killed at Berlin, his aeroplane crashing against a house hidden by mist.
- May 15—Henry Weymann, at Rheims, France, flies at the rate of 160 kilometers (99.5 miles) an hour, carrying passenger in monoplane.
- May 15—Lieut. Fequant, at Rheims, France, flies in monoplane (alone) at rate of 162 kilometers (100.7 miles) an hour.
- May 16—Count Zeppelin's Deutschland, dirigible balloon, wrecked by a gust of wind at Dusseldorf, Prussia.
- May 17—A. V. Hartle falls from aeroplane at height of fifty feet at Los Angeles, Cal., and is killed.
- May 17—German dirigible Parseval II, wrecked at Bitterfeld, Saxony.
- May 18—Lieut. Paul Dupuis killed and Pierre M. Rounique badly injured by fall of monoplane at Rheims, France.
- May 19—M. Grandseigne, French aviator, severely injured by falling with his machine from height of fifty feet at Salsburg Plain, England.
- May 21—Henri M. Berteaux, minister of war, killed by plunge of an aeroplane into a group of spectators at Issy-les-Moulineux, France; Premier Mynis, his son Antoine and Henri Deutsch injured by same machine.
- May 22—M. Vedrine flies from Paris to Angouleme, 230 miles, in 3:39:00, breaking world's record for distance in cross-country flight.
- May 22—Aviator Bardot severely injured by fall at Rheims, France.
- May 22—One person killed and two fatally injured by fall of aeroplane among spectators on aviation course at Augsburg, Germany.
- May 23—Herr Laennin falls 200 feet with aeroplane at Strasburg, Germany, and is killed.
- May 25—Benson, a novice, killed by falling 100 feet while trying volplane at Hendon, England.
- May 26—Perry Vedrine, French aviator, arrives in Madrid after flying from Paris; left Paris May 21; wins prize of \$20,000 offered by Le Petit Parisien and other special prizes.
- May 27—Smith, a British aviator, killed by falling 125 feet at St. Petersburg, Russia.
- May 28—Cirri, Italian aviator, killed at Voghera, Italy, by falling from a height of 650 feet; motor exploded.
- June 1—Marcel Pennot, French aviator, fatally injured by fall of fifty feet at San Diego de los Banos, Cuba (died June 5).
- June 5—Lieut. Eague lost while on a flight from Nice to Corsica.
- June 6—Hirth, with passenger, reaches a height of 5,182 feet at Johannisthal, Germany, making new world's record.
- June 8—Sig. Rara killed by falling from height of 300 feet in Rome, Italy.
- June 9—Herr Schendel falls with his mechanic, Voss, while trying to establish altitude record at Johannisthal, Germany, and both are killed.
- June 11—Herr Wlesenbach killed by fall of fifty feet at Wierer-Neustadt, Austria.
- June 11—German national aviation race started at Johannisthal
- June 13—Herr Frey, a competitor in Paris-Rome-Turin aeroplane race, badly injured while making a landing at Lake Vico, Italy.
- June 18—European circuit race, calling for flight from Paris to London and return, with stops going and returning, begun; fifty starters; Capt. Princetau burned to death in midair through explosion of motor; M. Le Martin dashed to death against tree near starting point; M. Lendron burned to death near Chateau Thierry through explosion of benzine in reservoir.
- June 27—Lincoln Beachey circles over Niagara falls, flies under arches of upper steel bridge and over the rapids as far as the whirlpool.
- June 29—Lieut. Trochon killed by fall with biplane at Chalons Sur Marne, France.
- June 30—Harry N. Atwood flies from Boston to New London, Conn., a distance of 136 miles, carrying a mechanician.
- July 1—Harry N. Atwood flies from New London to Governor's island, passing over New York city and partly circling the Singer tower.
- July 1—Charles T. Weymann, American, wins the international cup at Eastchurch, England.
- July 7—Andre Beaumont wins 1,000 mile international circuit aviation race.
- July 13—D. A. Kraemer, amateur, killed by fall with biplane on aviation field in Chicago.
- July 14—Edward Pailleole killed by fall with aeroplane at Algiers, Algeria.
- July 14—James C. ("Bud") Mars severely injured by fall with aeroplane at Erie, Pa.
- July 15—Belgian aviator Ollieslagers in a monoplane makes a flight of 626 kilometers (388 miles) at the Berlin aerodrome without a stop, breaking the world's record.
- July 21—M. Lordan flies in a biplane at aerodrome in Mourmelon, France, a distance of 465 1/2 miles, remaining in air 11 hours 45 minutes, breaking Ollieslagers' record.
- July 21—Denise Moore, American woman, killed by fall of 120 feet at aviation school at Mourmelon, France.
- July 23—M. Jolly killed by falling with monoplane 100 feet at Juvisy, France.
- July 25—M. Susarenkos, aviator, and M. Shmansky, passenger, fell with aeroplane near Tbarskoe-Selo, Russia; passenger killed and both legs of aviator broken.
- July 26—Andre Beaumont (Lieut. Conneau) wins London Daily Mail \$50,000 prize in 1,010 mile flight around the united kingdom.
- July 27—St. Croix Johnstone breaks American endurance record by remaining in air 4 hours 1 minute 53 1/2 seconds at Mincola, N. Y.
- Aug. 5—Capt. Felix ascends 11,330 feet at Etampes, France, breaking the official record for height.
- Aug. 5—Lincoln Beachey wins aeroplane race from New York to Philadelphia in 2:00:22 1/2.
- Aug. 9—Julius Verlines makes 800 kilometers (496.8 miles) in continuous flight in 7:56:36, breaking record; flight made at Paris, France.
- Aug. 12-20—International aviation meet held in Chicago.
- Aug. 14—H. N. Atwood starts on flight from St. Louis to Boston via Chicago and New York; reaches Chicago same day; arrives in New York Aug. 25.
- Aug. 15—William R. Badger and St. Croix Johnstone killed at international aviation meet in Chicago.
- Aug. 18—Lieut. Theodore J. Ridge killed by falling with an army biplane at Aldershot, England.
- Aug. 20—Lincoln Beachey in a Curtiss biplane reaches an altitude of 11,642 feet at Chicago aviation meet.
- Aug. 26—M. Helen makes 1,126.4 kilometers (700 miles) near Mourmelon, France, in 13:47:19.
- Aug. 29—Lieut. Zolotnebin, military aviator, falls with his aeroplane in St. Petersburg, Russia, and is killed.
- Aug. 30—Fred Heegle severely injured by fall with biplane at Freeport, Ill.
- Sept. 1—John J. Frisbie killed by fall of 100 feet with Curtiss aeroplane at Norton, Kus.
- Sept. 2—Lieut. De Grailly burned to death in midair at Troyes, France, while making an aeroplane flight, the fuel tank exploding.

Sept. 2—Capt. De Camille killed by fall with monoplane at Nangis, France.
 Sept. 2—M. Maron killed by fall with aeroplane near Chartres, France.
 Sept. 4—Alexander McCloud, instructor at the Chicago School of Aviation, falls eighty feet with his biplane at West Pullman, sustaining severe injuries.
 Sept. 4—Roland C. Garros ascends 4,250 meters (13,943 feet) at Parame, France, breaking world's record, held by Lincoln Beachey.
 Sept. 4—M. Le Forrester, a French aviator, killed by falling with aeroplane at Huelva, Spain; accident caused by explosion of motor.
 Sept. 4—Earle L. Ovington wins cross country flight of 160 miles at Harvard-Boston aero meet in 186 minutes 22½ seconds.
 Sept. 7—Lieut. Newmann and M. Leconte killed by fall with aeroplane at Mulhausen, Germany; gasoline tank exploded.
 Sept. 7—Paul Selge falls with aeroplane at Karlsruhe, Germany, and suffers fractured skull.
 Sept. 9—Aviator Rahnund Eyring killed while flying at night at Esslingen, Germany, his machine colliding with a mast used as a marker.
 Sept. 11—Aviator Hubert, carrying mail between Hendon and Windsor castle, England, falls with aeroplane near Hendon and has both legs broken.
 Sept. 11—Robert F. Fowler starts from San Francisco, Cal., in attempt to fly to New York.
 Sept. 12—Lieut. Chotard, aviation pupil, killed while making flight at Villacoublay, France.
 Sept. 15—Edouard Nieuport falls with his aeroplane at Verdun, France; dies from his injuries Sept. 16.
 Sept. 17—Lieut. R. A. Cammell, while flying in a Valkyrie military monoplane at Hendon, England, falls from a great altitude and is instantly killed.
 Sept. 19—John W. Rosenbaum killed by a fall with aeroplane at Dewitt, Iowa.

Sept. 19—Eugene Godet severely injured by fall of sixty feet with aeroplane at Ogdensburg, N. Y.
 Sept. 22—Frank Miller burned to death by explosion of gasoline tank of aeroplane in flight at Troy, O.
 Sept. 22—Aviator Castellane killed at Mansfield, Pa., while making a flight, his aeroplane turning over.
 Sept. 23—R. J. Raymond dies from injuries received while cranking aeroplane at St. Louis, Mo.
 Sept. 25—Dr. J. C. Clarke killed by fall of 260 feet with aeroplane at Nassau, Long Island.
 Sept. 29—Capt. Engelhard, pioneer German aviator, killed on Johannisthal aviation field, near Berlin, Germany.
 Oct. 2—Cromwell Dixon killed at Spokane, Wash., by fall of 100 feet with aeroplane.
 Oct. 11—Andre Germain badly hurt by fall at Rheims, France.
 Oct. 12—M. Level severely injured at Rheims, France, by a fall of 250 feet.
 Oct. 12—M. Horta, aviation student, severely injured by fall of thirty feet at Charleville, France.
 Oct. 14—Hans Schmidt killed while making an exhibition flight at Berne, Switzerland; gasoline exploded.
 Oct. 19—Eugene Ely killed by fall of fifty feet with aeroplane at Mason, Ga.
 Oct. 19—Howard W. Gill in a biplane establishes new American duration record by remaining in air 4 hours 16 minutes 35 seconds at Kinloch field, St. Louis, Mo.
 Oct. 27—Jean Desparmet killed at Rheims, France, by fall of 600 feet.
 Oct. 31—Prof. John J. Montgomery dies from injuries received by falling from aeroplane glider near Evergreen, Cal.
 Nov. 5—Calbraith P. Rodgers ends his transcontinental aeroplane journey at Pasadena, Cal.

RAILROAD ACCIDENTS.

For years ended June 30. Reported by interstate-commerce commission.

DERAILMENTS AND COLLISIONS.

	1911			1910		
	No.	Killed.	Injured.	No.	Killed.	Injured.
Collisions, rear.....	1,099	109	1,526	1,311	119	2,524
Collisions, butting.....	609	187	2,610	695	194	3,008
Collisions, train separating.....	370	7	163	413	5	197
Collisions, miscellaneous.....	3,527	133	2,695	3,437	115	2,236
Total collisions.....	5,605	436	6,994	5,861	433	7,765
Derailments due to:						
Defects of roadway, etc.....	1,225	57	1,560	1,115	40	1,337
Defects of equipment.....	2,824	64	689	2,734	40	636
Negligence of trainmen, signal men, etc.....	397	36	508	377	23	311
Unforeseen obstructions of track, etc.....	309	66	492	350	58	825
Malicious obstruction of track, etc.....	84	16	176	66	18	227
Miscellaneous causes.....	1,421	110	1,374	1,276	159	1,473
Total derailments.....	6,260	349	4,799	5,913	340	4,814
Total collisions and derailments.....	11,865	785	11,793	11,779	753	12,579
Damage to cars, engines, roadway.....			\$9,851,780			\$9,823,958

	1911.		1910.		1909.		1908.	
	Killed.	Injured.	Killed.	Injured.	Killed.	Injured.	Killed.	Injured.
Passengers—In train accidents.....	142	6,722	217	7,516	131	5,865	90	19,088
Other causes.....	214	6,711	204	6,240	204	6,251	241	7,430
Total passengers.....	356	13,433	421	13,756	335	12,116	406	12,645
Employees—In train accidents.....	632	6,775	715	6,791	520	4,877	642	6,818
In coupling accidents.....	209	2,966	206	2,985	161	2,353	239	3,121
Overhead obstructions, etc.....	78	1,523	96	1,377	76	1,229	110	1,353
Falling from cars, etc.....	588	13,346	586	13,196	481	10,259	668	11,735
Other causes.....	1,655	23,192	1,780	44,269	1,218	33,086	1,699	33,317
Total employees.....	3,163	46,802	3,383	68,618	2,456	51,804	3,358	56,344
Grand total.....	3,519	60,235	3,804	82,374	2,791	63,920	2,764	68,989

LYNCHINGS IN THE UNITED STATES.

Year.	No.	Year.	No.	Year.	No.	Year.	No.
1894.....	190	1899.....	107	1904.....	90	1908.....	63
1895.....	171	1900.....	116	1905.....	66	1909.....	36
1896.....	131	1901.....	135	1906.....	63	1910.....	45
1897.....	166	1902.....	96	1907.....	33	1911.....	39
1898.....	127	1903.....	106				

STATISTICS OF POPULATION.
POPULATION OF THE WORLD.

[Based upon the Statesman's Year-Book for 1911 and publications of the bureau of the census.]

BY GRAND DIVISIONS.

Africa	128,067,231
Asia	905,897,877
Europe	441,726,421
North America	127,419,857
Oceania	53,096,194
South America	49,080,907
Total	1,705,288,487

AFRICA.

Abyssinia (est. 1910)	5,000,000
Anglo-Egyptian Sudan (1909)	2,363,000
British colonies, etc. (1910)	33,665,651
Egypt (1907)	11,287,359
French Africa (1907)	24,576,850
German Africa (est. 1909)	14,120,000
Italian Africa (est. 1908)	450,000
Belgian Congo (est. 1911)	20,000,000
Liberia (1910)	2,120,000
Morocco (1910)	5,000,000
Portuguese Africa (est. 1908)	8,248,527
Spanish Africa (est. 1910)	235,844
Turkish Africa (est. 1910)	1,000,000
Total	128,067,231

ASIA.

Afghanistan (est. 1909)	5,000,000
Bhutan (1909)	250,000
Ceylon (1909)	4,082,935
Cyprus (1910)	261,857
China (1908)	407,253,030
French Indo-China* (1909)	16,594,000
Hongkong (1909)	422,171
India, British (1911)	315,000,000
Japan (1908)	63,938,957
Kiauchau (1903)	33,000
Labuan (1909)	8,245
Malay states (1908)	1,584,440
Manchuria (1904)	16,000,000
Mongolia (1904)	2,600,000
Nepal (1909)	5,000,000
Oman (1909)	500,000
Persia (1909)	9,500,000
Portuguese Asia (1901)	895,789
Russia in Asia (1909)	24,082,200
Samos (1907)	53,424
Siam (1907)	6,686,846
Straits Settlements (1909)	636,961
Tibet (1906)	6,500,000
Turkestan, Chinese (1906)	1,200,000

Turkey in Asia (1910)	17,683,500
Weihaiwei (1903)	130,792
Total	905,897,877
*Including French India.	

EUROPE.

Andorra (1901)	5,231
Austria-Hungary (1910)	49,418,599
Belgium (1909)	7,451,903
Bulgaria (1910)	4,284,844
Crete (1904)	310,200
Denmark (1906)	2,605,268
France (1906)	39,252,267
Germany (1910)	64,903,423
Great Britain (1911)	45,450,971
Greece (1909)	2,666,006
Iceland (1901)	78,470
Italy (1910)	34,565,198
Luxemburg (1905)	246,455
Monaco (1909)	19,121
Montenegro (1905)	250,000
Netherlands (1909)	5,898,429
Norway (1910)	2,322,638
Portugal (1900)	5,432,132
Roumania (1899)	5,956,690
Russia (1909)	132,997,309
San Marino (1910)	10,489
Servia (1905)	2,688,025
Spain (1910)	19,503,068
Sweden (1909)	5,476,441
Switzerland (1910)	3,741,971
Turkey (1900)	6,130,200
Total	441,726,421

NORTH AMERICA.

Bahamas (1910)	61,277
Bermuda (1906)	17,535
Canada (1909)	7,185,000
Costa Rica (1909)	368,750
Cuba (1910)	2,150,112
Curacao (1908)	52,874
Danish West Indies (1901)	30,527
French Islands (1907)	397,000
Greenland (1901)	11,893
Guatemala (1910)	1,992,000
Haiti (1908)	2,029,700
Honduras (1905)	500,136
Honduras, British (1910)	44,156
Jamaica (1910)	859,183
Leeward Islands (1910)	140,000
Mexico (1910)	15,063,207
Newfoundland* (1910)	238,614
Nicaragua (1906)	600,000
Panama (1905)	419,029

Porto Rico (1910)	1,118,012
Salvador (1906)	1,116,253
Santo Domingo (1888)	610,000
United States† (1910)	92,036,632
Windward Islands (1910)	377,941
Total	127,419,857
*Including Labrador.	
†Including Alaska.	

OCEANIA.

Australian Federation (1910)	4,377,138
Borneo and Sarawak (British, 1910)	686,006
Dutch East Indies (1905)	38,000,000
Fiji Islands (1906)	133,831
Gilbert Islands (1906)	30,100
Guam (1910)	11,973
Hawaii (1910)	191,909
New Caledonia* (1907)	85,800
New Guinea, British (1910)	351,603
New Guinea, German† (1905)	393,000
New Zealand (1907)	1,029,417
Philippine Islands (1903)	7,635,426
Solomon Islands (1905)	150,000
Tonga Islands (1909)	22,997
Total	53,696,194

*Including other French Dependencies. †Including Samoan and other German Islands in the Pacific.

SOUTH AMERICA.

Argentine Republic (est. 1909)	6,805,684
Bolivia (1908)	2,049,083
Brazil (1908)	21,461,100
Chile (1908)	3,399,923
Colombia (1905)	4,303,000
Ecuador (1909)	1,272,000
Falkland Islands (1909)	2,323
Guiana, British (1910)	305,097
Guiana, French (1907)	27,000
Guiana, Dutch (1909)	82,739
Paraguay (1905)	681,347
Peru (1896)	4,609,999
Trinidad (1910)	351,313
Uruguay (1909)	1,094,688
Venezuela (1909)	2,685,606
Total	49,080,907

POPULATION OF THE UNITED STATES (1910).

The thirteenth census of the United States was taken by the bureau of the census as of April 15, 1910. The total area enumerated included continental United States, the territories of Alaska and Hawaii and Porto Rico. It also included persons in the military and naval service of the government who were stationed abroad. The population according to this division, compared with that in 1900, was:

	1910.	1900.
Alaska	64,356	63,592
Hawaii	191,909	154,001
Porto Rico	1,118,012	*953,243
Soldiers and sailors abroad	55,608	91,219
Noncontiguous territory	1,429,885	1,262,055
Continental United States	91,972,266	75,994,575
United States (area of enumeration)	93,402,151	†77,256,630

DECENNIAL INCREASE OF POPULATION.

	Population.	Increase.	Per cent.
1910.	91,972,266	15,977,691	21.0
1900.	75,994,575	13,046,861	20.7

Census.	Population.	Increase.	Per cent.
1890	62,947,714	12,791,981	25.5
1880	50,155,783	11,597,412	30.1
1870	38,558,371	7,115,050	22.6
1860	31,448,321	8,251,445	35.6
1850	23,191,876	6,123,423	35.9
1840	17,069,453	4,203,433	32.7
1830	12,866,020	3,227,567	33.5
1820	9,638,453	2,398,572	33.1
1810	7,239,881	1,931,398	36.4
1800	5,308,483	1,379,269	35.1
1790	3,929,214

INDIANS NOT TAXED (1910).

Arizona	24,129	North Dakota	2,653
California	988	South Dakota	8,212
Colorado	452	Utah	1,487
Idaho	1,154	Washington	1,856
Minnesota	1,332	Wisconsin	1,007
Montana	9,715	Wyoming	1,307
Nevada	1,582		
New Mexico	10,318	Total	71,872
New York	4,680		

*Census of 1899. †Includes 953,243 persons enumerated in Porto Rico in 1899.

GROWTH OF POPULATION OF THE UNITED STATES.

[From report of census for 1910.]

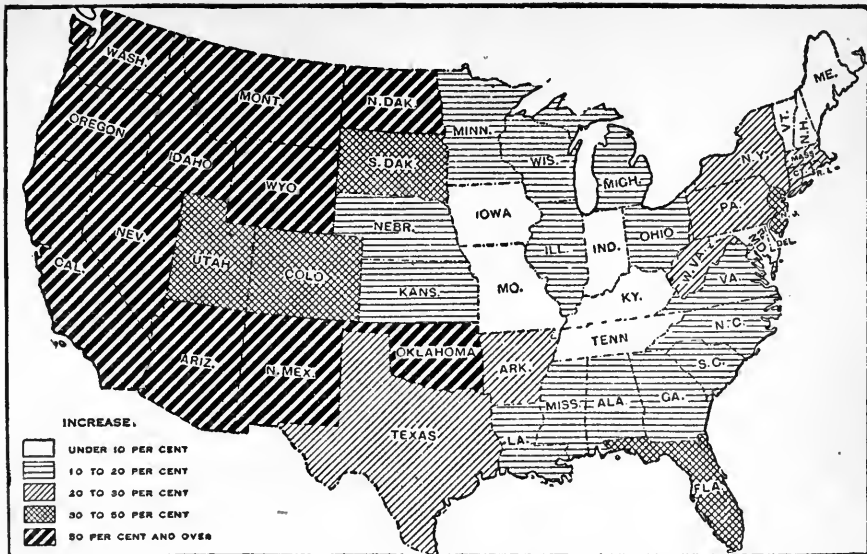
States and territories.	1910.	1900.	1890.	Increase		Rank— Per cent. of total pop. in 1910.
				Number.	Per cent.	
Alabama	1,238,993	1,828,697	1,513,401	309,396	16.9	315,296 20.8 18 18
Arizona	204,354	122,931	88,243	81,423	66.2	34,688 39.3 46 48
Arkansas	1,574,449	1,311,564	1,128,211	262,885	20.0	183,853 16.3 25 25
California	2,377,549	1,485,053	1,213,398	892,496	60.1	271,655 22.4 12 21
Colorado	799,024	539,700	412,249	259,324	48.0	126,451 30.6 32 32
Connecticut	1,114,756	903,420	746,255	206,336	22.7	162,162 21.7 31 29
Delaware	202,322	184,735	168,493	17,587	9.5	16,242 9.6 47 45
District of Columbia	331,069	273,718	230,392	52,351	18.8	48,326 21.0 43 41
Florida	752,615	528,542	391,422	224,077	42.4	137,120 35.0 33 33
Georgia	2,609,121	2,216,331	1,837,353	392,790	17.7	378,978 20.6 10 11
Idaho	326,594	161,772	88,548	163,822	101.3	73,224 82.7 45 46
Illinois	5,638,591	4,821,550	3,826,352	817,041	16.9	995,198 26.0 3 3
Indiana	2,700,876	2,516,462	2,192,404	184,414	7.3	324,068 14.8 8 8
Iowa	2,224,771	2,231,853	1,912,297	87,082	4.0	319,556 16.7 15 10
Kentucky	1,690,395	1,470,175	1,128,108	220,454	15.0	42,387 3.0 22 22
Louisiana	2,268,905	2,147,174	1,858,695	142,781	6.6	288,539 15.5 14 12
Maine	1,656,388	1,351,625	1,118,558	274,763	19.9	203,037 23.5 24 23
Maryland	742,371	694,466	661,086	47,905	6.9	33,336 6.0 34 31
Massachusetts	1,295,346	1,188,044	1,042,390	107,302	9.0	145,654 14.0 27 26
Michigan	3,866,416	2,865,346	2,238,947	561,070	20.0	566,359 25.3 6 7
Minnesota	2,050,173	2,420,982	2,093,890	389,191	16.1	327,092 15.6 8 9
Mississippi	2,875,708	1,751,394	1,310,283	324,514	18.5	441,111 33.7 19 19
Missouri	1,797,114	1,551,270	1,289,600	245,844	15.8	261,670 20.3 21 20
Montana	3,293,335	3,106,665	2,679,185	185,670	6.0	427,480 16.0 7 5
Nebraska	376,053	243,329	142,924	132,724	54.5	100,405 70.3 40 43
Nevada	1,192,214	1,066,300	1,062,656	125,914	11.8	3,644 0.3 29 27
New Hampshire	81,875	42,335	47,355	35,540	93.4	15,020 116.0 50 51
New Jersey	430,572	411,588	376,530	18,954	4.6	35,058 9.3 39 37
New Mexico	2,537,167	1,883,669	1,144,933	653,498	34.7	428,736 30.4 11 16
New York	327,301	195,310	160,282	131,991	67.5	35,023 11.9 44 44
North Carolina	9,113,614	7,268,894	6,003,174	1,844,720	25.4	1,265,720 21.1 1 1
North Dakota	2,206,287	1,893,810	1,617,949	312,477	16.5	275,861 17.1 16 15
Ohio	4,777,056	319,146	190,983	267,910	80.8	128,163 67.1 37 40
Oklahoma	4,157,321	4,157,321	3,672,329	609,576	14.7	485,216 13.2 4 4
Oregon	1,657,155	790,391	258,657	866,764	109.7	531,734 205.6 28 30
Pennsylvania	672,765	413,536	317,704	259,229	62.7	96,822 30.2 35 36
Rhode Island	7,665,111	6,302,115	5,288,113	1,322,996	21.6	1,044,002 19.9 2 2
South Carolina	542,614	428,556	355,506	114,054	26.6	83,050 24.0 38 35
South Dakota	1,345,400	1,340,319	1,151,149	175,084	13.6	189,167 16.4 26 26
Tennessee	583,888	461,570	348,600	132,318	45.4	52,973 15.2 36 33
Texas	2,184,789	2,020,616	1,767,518	164,173	8.1	253,998 14.3 17 14
Utah	3,896,542	3,048,710	2,255,527	847,832	27.8	813,183 36.4 5 6
Vermont	373,351	276,749	210,779	98,662	34.9	65,970 31.3 41 42
Virginia	355,956	343,641	332,422	12,315	3.6	11,219 3.4 42 39
Washington	2,061,612	1,854,184	1,655,980	207,428	11.2	198,204 12.0 20 17
West Virginia	1,141,990	513,103	357,232	623,887	120.4	160,871 45.0 30 34
Wisconsin	1,121,119	958,800	762,794	262,319	27.4	196,006 25.7 28 28
Wyoming	2,333,860	2,069,042	1,693,330	264,818	12.7	375,712 22.2 13 13
Wyoming	1,455,965	92,531	62,555	53,434	57.7	29,976 47.9 49 49
Continental United States	91,972,266	75,994,576	62,947,714	15,947,691	21.9	13,046,861 26.7
Alaska	64,356	63,592	32,052	764	1.3	31,540 98.4
Hawaii	191,939	154,001	89,990	37,908	24.6	64,011 71.1
Porto Rico	1,118,012	1,953,769	164,709	17.3
†Total United States	93,946,543	77,165,937	63,069,756	16,151,732	20.9	13,142,412 22.7

*Decrease. †In 1899. ‡Does not include soldiers and sailors stationed abroad.

POPULATION PER SQUARE MILE BY STATES.

States.	1910.	1900.	1890.	States.	1910.	1900.	1890.
Rhode Island	508.5	400.7	323.8	Mississippi	38.8	33.5	27.3
Massachusetts	418.8	349.0	278.5	Louisiana	36.5	30.4	24.6
New Jersey	337.7	250.7	192.3	Arkansas	30.0	25.0	21.5
Connecticut	291.3	188.5	154.8	Minnesota	25.7	21.7	16.2
New York	191.2	152.5	126.0	Maine	24.8	23.2	22.1
Pennsylvania	171.0	140.6	117.3	Oklahoma	23.9	11.4	8.7
Maryland	130.3	119.5	104.9	Kansas	20.9	18.6	17.5
Ohio	117.0	102.1	90.1	Washington	17.1	7.8	5.3
Delaware	103.0	94.0	85.8	Nebraska	15.5	13.9	13.8
Illinois	100.7	86.1	68.3	California	15.2	9.5	7.8
Indiana	75.3	70.1	61.1	Texas	14.8	11.6	8.5
Kentucky	57.0	53.4	46.3	Florida	13.7	9.6	7.1
Tennessee	52.4	48.5	42.4	North Dakota	8.2	4.6	2.7
Virginia	51.2	46.1	41.1	Colorado	7.7	5.2	4.0
West Virginia	50.8	40.0	31.8	South Dakota	7.6	5.2	4.5
South Carolina	49.7	44.0	37.8	Oregon	7.0	4.3	3.3
Michigan	48.9	42.1	36.4	Utah	4.5	3.4	2.6
Missouri	47.9	45.2	39.0	Idaho	3.9	1.9	1.1
New Hampshire	47.7	45.6	41.7	New Mexico	2.7	1.6	1.3
North Carolina	45.3	38.9	33.2	Montana	2.6	1.7	1.0
Georgia	44.4	37.7	31.3	Arizona	1.8	1.1	0.8
Wisconsin	43.2	37.4	30.7	Wyoming	1.5	1.0	0.6
Alabama	41.7	25.7	29.5	Nevada	0.7	0.4	0.2
Iowa	40.0	40.2	34.7	District of Columbia	5,517.8	4,645.3	3,839.9
Vermont	39.0	37.7	36.4	Continental United States	30.9	25.6	21.2

MAP CLASSIFYING STATES WITH RESPECT TO INCREASE OF POPULATION (1900 TO 1910).



NEGROS IN THE UNITED STATES.
[Federal census of 1900.]

State or territory.	White.	Negro.	State or territory.	White.	Negro.
Alabama.....	1,001,152	827,307	North Carolina.....	1,263,603	624,469
Alaska.....	30,433	163	North Dakota.....	311,712	286
Arizona.....	92,408	1,548	Ohio.....	4,009,204	96,301
Arkansas.....	944,580	366,856	Oklahoma.....	367,524	18,831
California.....	1,402,727	11,045	Oregon.....	394,682	1,105
Colorado.....	523,046	8,570	Pennsylvania.....	6,141,664	156,845
Connecticut.....	892,424	15,226	Rhode Island.....	419,050	9,092
Delaware.....	153,977	30,697	South Carolina.....	557,807	782,321
District of Columbia.....	191,532	86,702	South Dakota.....	380,714	465
Florida.....	297,333	230,730	Tennessee.....	1,540,186	480,243
Georgia.....	1,181,294	1,034,813	Texas.....	2,426,669	620,722
Hawaii.....	65,690	233	Utah.....	272,465	673
Idaho.....	154,495	293	Vermont.....	342,771	826
Illinois.....	4,734,873	85,078	Virginia.....	1,192,553	630,722
Indiana.....	2,458,502	57,505	Washington.....	496,304	2,514
Indian Territory.....	302,680	36,833	West Virginia.....	915,233	43,990
Iowa.....	2,218,667	12,683	Wisconsin.....	2,057,911	2,542
Kansas.....	1,416,319	52,006	Wyoming.....	89,051	940
Kentucky.....	1,832,309	284,706			
Louisiana.....	729,612	650,804			
Maine.....	632,226	1,319			
Maryland.....	952,424	235,094			
Massachusetts.....	2,769,764	31,974			
Michigan.....	2,386,563	13,316			
Minnesota.....	1,737,036	4,959			
Mississippi.....	641,200	907,630			
Missouri.....	2,944,843	161,234			
Montana.....	226,283	1,523			
Nebraska.....	1,056,526	6,269			
Nevada.....	35,405	134			
New Hampshire.....	410,791	602			
New Jersey.....	1,812,317	69,844			
New Mexico.....	180,207	1,610			
New York.....	7,156,681	99,232			

NEGRO POPULATION BY CENSUS YEARS.

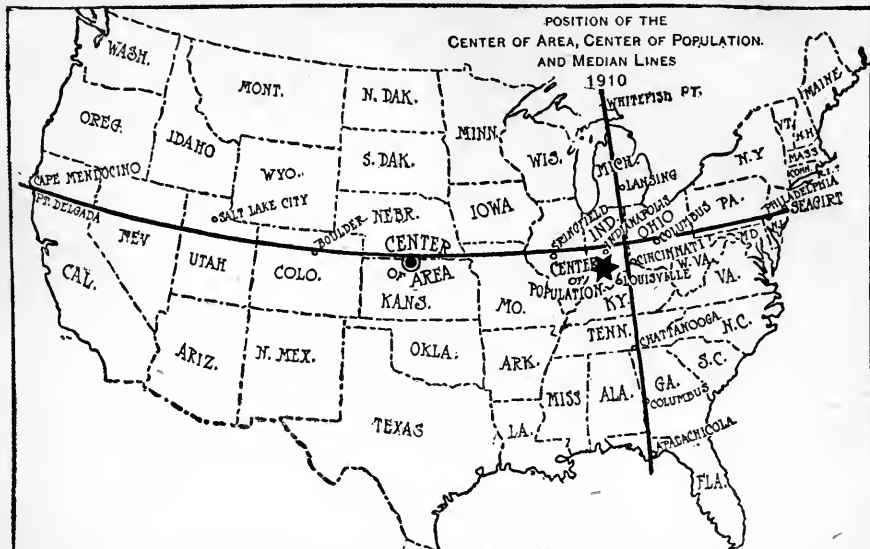
Year.	Total pop.	White.	Negro.
1900.....	76,306,387	66,990,788	8,840,789
1890.....	63,063,756	55,166,184	7,488,788
1880.....	50,155,783	43,403,400	6,580,793
1870.....	38,558,371	33,589,877	4,880,009
1860.....	31,443,321	26,922,537	4,441,830
1850.....	23,191,876	19,558,068	3,638,808
1840.....	17,069,453	14,136,865	2,873,648
1830.....	12,806,020	10,537,378	2,328,642
1820.....	9,638,453	7,806,797	1,771,656
1810.....	7,239,881	5,862,073	1,377,808
1800.....	5,308,453	4,306,446	1,002,087
1790.....	3,929,214	3,172,000	757,206

INDIAN RESERVATIONS AND POPULATION (1908).

State or territory.	Reservation area in acres.	Population.	State or territory.	Reservation area in acres.	Population.
Arizona.....	17,025,609	89,009	Montana.....	6,695,108	10,428
California.....	414,061	20,010	Nebraska.....	14,772	3,720
Colorado.....	483,750	808	Nevada.....	635,320	5,261
Florida.....		358	New Mexico.....	1,609,485	18,265
Idaho.....	916,420	4,015	New York.....	87,677	5,455
Iowa.....	2,965	366	North Carolina.....	63,211	1,912
Kansas.....	922	1,308	North Dakota.....	2,821,736	7,991
Michigan.....	3,402	6,708	Oklahoma.....	9,705,453	117,124
Minnesota.....	683,800	9,957	Oregon.....	1,277,314	3,087
			South Dakota.....	6,884,980	20,065
			Texas.....		4,705
			Utah.....	179,194	1,740
			Washington.....	2,542,179	8,599
			Wisconsin.....	336,345	10,688
			Wyoming.....	95,307	1,700
			Miscellaneous.....		718
			Total.....	52,013,010	300,412

CENTER OF POPULATION AND MEDIAN LINES

[From bulletin of the bureau of the census, 1911.]



The center of population, according to the bureau of the census, may be said to represent the center of the gravity of the population. If the surface of the United States be considered as a rigid plane without weight, capable of sustaining the population distributed thereon, individuals being assumed to be of equal weight, and each, therefore, to exert a pressure on any supporting pivotal point directly proportional to his distance from the point, the pivotal point on which the plane balances would, of course, be its center of gravity, and this is the point referred to by the term "center of population" as used by the census bureau in its reports.

The median point, which may be described as the numerical center of population, is in no sense a center of gravity. In determining the median point distance is not taken into account, and the location of the units of population is considered only in relation to the intersecting median lines—as being north or south of the median parallel and east and west of the meridian.

The position of the center of population and its movement during each decade since 1790 is shown in the following table:

Census year.	North latitude.			West longitude.			Approximate location by important towns.
	D.	M.	S.	D.	M.	S.	
1790.....	39	16	30	76	11	1223 miles east of Baltimore, Md.....
1800.....	39	16	6	76	56	3018 miles west of Baltimore, Md.....
1810.....	39	11	30	77	37	1240 miles northwest by west of Washington, D. C.....
1820.....	39	5	42	78	33	016 miles north of Woodstock, Va.....
1830.....	38	57	54	79	16	5419 miles west-southwest of Moorefield, W. Va.*.....
1840.....	39	2	0	80	18	016 miles south of Clarksburg, W. Va.*.....
1850.....	38	59	0	81	19	023 miles southeast of Parkersburg, W. Va.*.....
1860.....	39	0	24	82	48	4820 miles south of Chillicothe, O.....
1870.....	39	12	0	83	35	4243 miles east by north of Cincinnati, O.....
1880.....	39	4	8	84	39	408 miles west by south of Cincinnati, O.....
1890.....	39	11	56	85	32	5320 miles east of Columbus, Ind.....
1900.....	39	9	36	85	48	546 miles southeast of Columbus, Ind.....
1910.....	39	10	12	86	32	20In the city of Bloomington, Ind.....

*West Virginia formed part of Virginia until 1860.

lation has been noted, involving the location of median lines. A parallel of latitude is determined which evenly divides the population so that the population north of that parallel is the same as that south. Similarly, a meridian of longitude is determined which divides the population evenly as between east and west. In calculating these median lines it is necessary, in the case of the square degrees of latitude and longitude which are traversed by the lines themselves, to assume that the population is evenly distributed through these square degrees or to make an estimated adjustment where this is obviously not the case.

The eastern terminus of the median parallel, according to the census of 1910, is on the New Jersey coast near Seagirt. In its course west this line passes through central New Jersey, leaving the state near Burlington and entering Pennsylvania a few miles north of Philadelphia, thence passing through Norris town and continuing through southern Pennsylvania and across the northern extremity of West Virginia, leaving the latter state at a point a few miles north of Wheeling. It nearly bisects Ohio, Indiana and Illinois, crossing about

MEDIAN LINES.
In connection with the definition of the median point another method of presenting facts with regard to the geographical distribution of the popu-

ten miles north of Columbus, O.; twenty-five miles north of Indianapolis, Ind., and about twenty miles north of Springfield, Ill. Through Missouri it runs about thirty miles south of the Iowa and Missouri

Direct	Movement in miles during preceding decade.		
	West ward.	North-South ward.	South ward.
.....	40.6	40.6 0.5
.....	36.9	36.5 5.3
.....	50.5	50.1 6.7
.....	40.4	39.4 9.0
.....	55.0	54.8 4.7
.....	54.8	54.7 3.5
.....	80.6	80.6 1.6
.....	44.1	42.1 13.3
.....	58.1	57.4 9.1
.....	38.6	47.7 9.0
.....	14.6	14.4 2.9
.....	35.0	33.9 0.8

line, thence passing through Nebraska about ten miles north of its southern boundary, and across the northern part of Colorado, passing about five miles north of Boulder City. Its location in Utah is about forty-five miles south of Salt Lake City. There are no large towns near its course across the northern part of Nevada and California. The western terminus of the median parallel is on the Pacific coast, in Humboldt county, California, about five miles north of Point Delgada and twenty miles south of Cape Mendocino, the point of continental United States extending farthest west.

The median meridian starts at Whitefish point, on the northern peninsula of Michigan, near the eastern end of Lake Superior, thence passing south about twenty-five miles west of Lansing and through Indiana about ten miles west of the Indiana-Ohio boundary and twenty-five miles west of Cincinnati. South of the Ohio river it bisects Kentucky, crosses eastern Tennessee and leaves that state twenty miles east of Chattanooga. Through Georgia it passes close to the Georgia-Alabama line, about two miles west of Columbus, Ga., leaving the state near the intersection of the Alabama, Georgia and

Florida boundary lines. It then crosses—the north-western part of Florida and terminates in the Gulf of Mexico at the city of Apalachicola. The following table shows the movement of the median lines from 1880 to 1910, inclusive:

Census year.	Median parallel.			Median meridian, west longitude.			Movement in miles	
	D.	M.	S.	D.	M.	S.	Northward.	Westward.
1880.....	39	57	00	84	7	12
1890.....	40	2	51	84	40	1	6.6	27.0
1900.....	40	4	22	84	51	29	2.4	10.8
1910.....	40	6	24	84	59	59	2.3	7.5

MEANIAN POINT.

The exact location of the median point is indicated by the median lines already shown; in the following table its approximate location with reference to certain towns is described.

APPROXIMATE LOCATION BY IMPORTANT TOWNS.

1880.....	16 miles nearly due west of Springfield, O.
1890.....	5 miles southwest of Greenville, O.
1900.....	In Spartanburg, Ind.
1910.....	3 miles south of Winchester, Ind.

PERSONS OF FOREIGN PARENTAGE IN THE UNITED STATES.

[Twelfth census, 1900.]

By persons of foreign parentage are meant all persons, whether of native or foreign birth, who have one or both parents foreign born.

Austria.....	434,723	Denmark.....	308,438
Bohemia.....	356,865	England.....	2,146,271
Canada(English)	1,319,141	France.....	267,257
Canada (French)	812,621	Germany.....	7,832,681

Hungary.....	216,402	Sweden.....	1,084,942
Ireland.....	4,981,047	Switzerland....	255,273
Italy.....	732,421	Wales.....	246,596
Norway.....	787,836	Other countries.	1,079,366
Poland.....	687,711	Mixed foreign..	1,340,673
Russia.....	685,350		
Scotland.....	623,350	Total.....	26,198,939

FOREIGN-BORN POPULATION OF THE UNITED STATES.

[Twelfth census, 1900.]

COUNTRY OF BIRTH.	1900.		1890.		1880.		COUNTRY OF BIRTH.	1900.		1890.		1880.	
	Num-ber.	Per-cent.	Num-ber.	Per-cent.	Num-ber.	Per-cent.		Num-ber.	Per-cent.	Num-ber.	Per-cent.	Num-ber.	Per-cent.
Austria.....	276,249	2.7	123,271	1.3	88,663	0.6	Mexico.....	104,410	1.0	77,853	0.9	68,399	1.0
Bohemia.....	156,991	1.5	118,106	1.3	85,361	1.3	Norway.....	336,985	3.3	322,695	3.5	181,729	2.7
Canada (Eng.)..	785,958	7.6	678,442	7.3	717,157	10.7	Poland.....	383,510	3.7	147,440	1.6	48,557	0.7
Canada (Fr.)..	395,297	3.8	302,496	3.3	1,966,742	29.4	Russia.....	424,066	4.1	182,644	2.0	35,722	0.5
Denmark.....	154,284	1.5	132,543	1.4	64,196	1.0	Scotland.....	238,977	2.3	242,231	2.6	170,136	2.5
England.....	842,078	8.1	902,092	9.8	664,160	9.9	Sweden.....	573,040	5.5	478,041	5.2	194,357	2.9
France.....	104,341	1.0	113,174	1.2	106,371	1.6	Switzerland....	115,851	1.1	104,069	1.1	88,621	1.3
Germany.....	2,666,900	25.8	2,784,894	30.1	1,966,742	29.4	Wales.....	93,682	0.9	100,079	1.1	83,902	1.3
Holland.....	105,049	1.0	81,838	0.9	58,090	0.9	Other countries	356,280	3.4	234,155	2.5	197,473	2.5
Hungary.....	145,829	1.4	62,442	0.7	11,326	0.2							
Ireland.....	1,618,567	15.6	1,871,609	20.1	1,834,591	27.8	Total.....	10,356,644	100.0	9,249,547	100.0	6,679,943	100.0
Italy.....	484,207	4.7	182,580	2.0	44,230	0.7							

FOREIGN-BORN POPULATION BY STATES.

[Twelfth census, 1900.]

Distributed according to countries of birth.

STATE OR TERRITORY.	Total*	Aus-tria.	Bo-hemia.	Can-ada.	Den-mark.	Eng-land.	Fr-ance	Ger-many.	Hol-land.	Hun-gary.
Alabama.....	14,592	341	31	706	96	2,347	539	3,634	42	332
Alaska.....	12,031	238	8	1,619	260	674	0	1,020	30	8
Arizona.....	24,233	268	16	1,269	199	1,561	253	1,245	23	22
Arkansas.....	14,289	451	251	1,093	135	1,394	387	5,971	69	97
California.....	397,240	5,356	504	29,818	9,040	35,746	12,256	72,449	1,015	799
Colorado.....	91,155	6,024	330	9,797	2,050	13,575	1,162	14,606	290	574
Connecticut.....	238,210	5,330	498	27,045	2,249	21,569	2,427	31,892	153	5,692
Delaware.....	13,810	117	4	298	4	1,506	148	2,332	69	86
District of Columbia.....	20,119	187	12	906	88	2,229	389	5,857	42	48
Florida.....	23,832	91	20	1,202	204	2,231	262	1,812	52	37
Georgia.....	12,403	203	23	739	88	1,514	249	3,407	38	166
Hawaii.....	90,780	225	351	72	739	160	1,154	19	6
Idaho.....	24,604	294	81	2,923	1,629	3,943	194	2,974	19	37
Illinois.....	966,747	18,212	38,570	50,595	15,896	64,390	7,787	332,169	21,916	6,734
Indiana.....	142,121	2,089	526	5,934	783	10,874	2,984	73,546	1,678	1,379
Indian Territory.....	4,858	206	24	380	33	779	216	842	12	20
Iowa.....	305,920	2,309	10,809	15,687	17,102	21,027	1,905	123,162	9,388	453
Kansas.....	126,685	3,517	3,039	8,538	2,914	13,283	2,012	39,509	875	650
Kentucky.....	50,249	475	12	2,908	77	3,256	983	27,555	126	146
Louisiana.....	52,903	765	30	1,034	216	2,068	6,500	11,839	78	143
Maine.....	93,330	165	16	67,071	886	4,793	180	1,366	22	29
Maryland.....	93,934	1,756	2,913	1,230	177	5,229	3,945	44,900	220	323
Massachusetts.....	846,324	3,955	810	293,169	4,470	82,346	6,806	31,935	933	926
Michigan.....	541,653	6,049	2,160	184,398	6,330	43,889	2,500	125,074	30,406	836

FOREIGN-BORN POPULATION BY STATES.—CONTINUED.

STATE OR TERRITORY.	Total*	Austria.	Bohemia.	Canada.	Denmark.	England.	France.	Germany.	Holland.	Hungary.
Minnesota.....	505,318	8,872	11,147	47,578	16,299	12,022	1,449	117,007	2,717	2,182
Mississippi.....	7,981	246	13	420	86	798	365	1,926	41	40
Missouri.....	216,379	4,458	3,453	8,616	1,510	15,666	3,288	106,282	812	902
Montana.....	67,067	3,575	177	13,826	1,041	8,077	539	7,162	316	274
Nebraska.....	177,347	3,898	16,138	9,049	12,531	9,757	876	65,506	885	461
Nevada.....	10,083	96	5	1,032	339	1,167	303	1,179	3	3
New Hampshire.....	88,107	201	11	58,907	75	5,100	211	2,006	21	84
New Jersey.....	481,882	14,728	1,093	7,152	3,859	45,428	5,543	119,588	10,261	14,913
New Mexico.....	1,625	352	15	704	117	968	83	1,340	99	41
New York.....	1,900,425	78,491	16,347	117,535	8,746	135,685	20,008	480,626	9,414	37,168
North Carolina.....	4,492	28	3	480	36	904	95	1,191	17	8
North Dakota.....	113,091	1,131	1,445	28,166	3,953	2,909	251	11,546	317	1,327
Ohio.....	458,734	11,575	15,131	22,767	1,468	44,745	5,604	204,160	1,719	16,463
Oklahoma.....	15,680	485	1,168	1,427	226	1,121	300	5,112	73	153
Oregon.....	65,738	893	231	6,508	1,663	5,663	775	13,292	324	156
Pennsylvania.....	985,250	67,492	3,368	14,760	2,531	114,831	9,158	212,453	637	47,383
Rhode Island.....	134,519	578	41	39,277	268	22,832	679	4,300	69	69
South Carolina.....	5,528	77	14	204	65	474	84	2,075	6	19
South Dakota.....	88,508	926	2,320	7,044	5,038	3,873	265	17,573	1,566	421
Tennessee.....	17,746	284	16	1,045	117	2,332	436	4,563	52	236
Texas.....	179,357	6,870	9,208	2,949	1,089	8,213	2,025	48,285	262	593
Utah.....	58,777	240	13	1,331	913	18,579	220	2,360	523	33
Vermont.....	44,747	257	27	25,540	225	2,447	171	882	20	128
Virginia.....	19,461	259	271	1,630	128	3,425	316	4,504	72	607
Washington.....	111,364	2,343	396	20,284	3,626	10,481	1,065	16,686	632	222
West Virginia.....	22,451	1,025	27	711	60	2,622	288	6,537	22	810
Wisconsin.....	515,971	7,319	14,145	33,351	16,171	17,995	1,637	242,777	6,496	1,123
Wyoming.....	17,415	1,046	58	1,148	884	2,596	183	2,146	18	287

STATE OR TERRITORY.	Ireland.	Italy.	Norway.	Poland (Austrian and German).	Poland (Russian and unknown).	Russia.	Switzerland.	Sweden.	Switzerland.	Wales.
Alabama.....	1,792	862	159	26	107	468	1,223	488	200	806
Alaska.....	677	438	1,343	13	218	295	1,445	80	41
Arizona.....	1,159	699	123	6	16	107	399	342	189	196
Arkansas.....	1,345	576	54	129	93	276	342	355	679	113
California.....	44,476	22,777	5,060	259	1,061	3,421	9,467	14,549	10,974	1,949
Colorado.....	10,132	6,818	1,149	87	87	2,938	4,069	10,765	1,479	1,955
Connecticut.....	70,994	19,105	709	2,441	8,257	11,401	6,175	16,614	1,499	650
Delaware.....	5,044	1,122	49	445	982	890	341	302	59	43
District of Columbia.....	6,230	930	101	13	119	807	574	234	244	82
Florida.....	2,293	1,717	255	9	13	220	434	501	113	169
Georgia.....	6,932	2,018	155	32	137	1,232	417	204	180	65
Hawaii.....	7,225	58	198	72	55	427	110	21	21
Idaho.....	1,633	779	1,173	15	31	124	796	2,822	1,017	732
Illinois.....	114,563	23,523	29,970	47,782	20,167	28,707	20,021	99,147	9,033	4,364
Indiana.....	16,306	1,327	384	4,672	1,365	1,215	2,805	4,673	3,472	2,083
Indian Territory.....	397	573	31	4	195	200	404	88	63	175
Iowa.....	28,321	1,198	25,634	153	598	1,998	6,425	29,875	4,342	3,091
Kansas.....	11,516	987	1,477	268	483	11,019	4,219	15,144	3,337	2,005
Kentucky.....	9,874	679	84	46	622	1,076	793	222	1,929	837
Louisiana.....	6,436	17,431	189	30	138	632	339	353	523	126
Maine.....	10,159	1,394	499	15	412	1,021	2,127	1,935	326	199
Maryland.....	2,449	2,449	246	1,115	2,301	2,128	477	1,238	65	679
Massachusetts.....	249,916	28,785	3,505	9,638	11,805	26,963	24,332	32,192	1,277	1,680
Michigan.....	29,182	6,178	7,582	22,281	6,005	4,138	10,443	26,956	2,617	838
Minnesota.....	22,428	2,222	104,895	9,061	2,900	5,907	4,108	115,476	3,258	1,288
Mississippi.....	1,264	845	74	3	87	414	196	803	83	30
Missouri.....	31,832	4,345	590	1,840	1,840	6,672	3,878	5,692	6,819	1,613
Montana.....	9,436	2,199	8,364	64	149	394	2,422	5,346	796	935
Nebraska.....	11,127	752	2,883	2,462	632	3,083	2,773	24,693	2,340	922
Nevada.....	1,425	1,236	50	4	21	27	247	278	844	128
New Hampshire.....	15,547	947	295	508	356	722	2,019	2,632	96	68
New Jersey.....	94,844	41,855	2,236	3,670	10,087	19,745	14,211	7,397	6,570	1,195
New Mexico.....	692	861	33	14	99	427	124	244	23	105
New York.....	425,553	182,248	12,601	29,490	40,265	165,610	33,862	42,708	13,678	7,304
North Carolina.....	2,671	201	21	7	88	253	320	68	77	20
North Dakota.....	8,700	700	30,206	878	176	14,979	1,800	8,419	374	147
Ohio.....	55,018	11,321	639	9,945	6,877	8,203	9,327	3,951	12,007	11,481
Oklahoma.....	987	28	118	68	98	2,649	333	494	361	94
Oregon.....	4,210	1,014	2,789	50	263	1,753	2,283	4,555	2,677	401
Pennsylvania.....	205,909	66,655	1,393	29,895	46,453	50,959	30,386	24,130	6,707	35,433
Rhode Island.....	35,501	8,972	342	898	964	2,129	5,455	6,072	196	256
South Carolina.....	1,131	180	69	6	95	616	239	65	36	54
South Dakota.....	3,236	3,236	13,738	349	11	12,383	1,153	8,647	685	549
Tennessee.....	7,372	1,222	141	41	281	937	1,543	3,371	1,004	800
Texas.....	6,173	3,942	1,556	2,136	1,162	2,259	1,952	4,388	1,709	313
Utah.....	1,516	1,032	2,128	24	41	119	3,143	7,025	1,469	2,141
Vermont.....	7,453	2,154	54	107	262	377	2,049	1,020	98	1,056
Virginia.....	3,534	781	123	11	136	1,242	1,162	218	229	267
Washington.....	7,262	1,124	9,891	194	312	2,462	3,623	12,737	1,825	1,509
West Virginia.....	3,342	2,921	19	224	409	721	855	132	696	482
Wisconsin.....	23,514	2,172	61,575	26,975	4,814	4,243	1,593	26,196	7,096	3,356
Wyoming.....	1,591	781	378	39	40	90	1,253	1,727	199	393

*Includes also those born in other foreign countries.

FOREIGN-BORN POPULATION OF AMERICAN CITIES
Having 100,000 or more inhabitants, distributed according to country of birth.
[Twelfth census, 1900.]

CITY.	Aus- tria.	Bohe- mia.	Can- ada.	Den- mark.	Eng- land.	France	Ger- many.	Hol- land.	Hun- gary.	Ire- land.
New York, N. Y.....	71,427	15,055	21,926	5,621	68,836	14,755	322,343	2,608	81,516	275,102
Chicago, Ill.....	11,815	36,362	34,779	10,166	29,308	2,989	170,738	13,555	4,946	73,912
Philadelphia, Pa.....	5,154	270	3,283	934	36,752	2,521	71,319	258	2,785	98,427
St. Louis, Mo.....	2,563	2,590	2,490	390	5,800	1,463	58,781	368	561	19,421
Boston, Mass.....	1,115	93	50,282	675	13,174	1,003	10,523	391	330	70,147
Baltimore, Md.....	1,356	2,321	680	107	2,841	369	33,208	98	155	9,690
Cleveland, O.....	4,630	13,549	8,611	373	10,621	481	40,648	804	9,558	13,130
Buffalo, N. Y.....	776	39	17,242	143	6,908	791	36,720	311	215	11,232
San Francisco, Cal.....	1,841	197	5,189	2,171	8,956	4,790	35,194	244	315	15,963
Cincinnati, O.....	653	94	1,031	49	2,301	748	33,219	399	208	9,114
Pittsburgh, Pa.....	3,533	75	1,073	38	8,402	5,773	21,222	62	2,124	18,630
New Orleans, La.....	891	17	395	92	1,262	4,428	8,733	47	68	5,398
Detroit, Mich.....	471	612	28,944	231	6,347	589	32,027	397	91	4,412
Milwaukee, Wis.....	1,616	1,719	1,904	514	2,134	263	53,854	606	381	2,653
Washington, D. C.....	187	12	906	88	2,299	389	5,857	42	48	6,220
Newark, N. J.....	4,074	213	964	216	5,874	646	25,139	108	1,325	12,792
Jersey City, N. J.....	1,445	32	1,041	319	4,642	648	17,375	145	136	19,314
Louisville, Ky.....	163	16	410	34	830	370	12,383	43	50	4,198
Minneapolis, Minn.....	1,133	385	7,343	1,473	2,289	207	7,353	96	581	3,213
Providence, R. I.....	423	33	7,732	100	9,659	244	2,257	42	85	18,686
Indianapolis, Ind.....	255	63	7,432	101	1,154	290	6,622	53	138	8,765
Kansas City, Mo.....	375	63	1,549	241	1,833	264	4,816	44	118	3,547
St. Paul, Minn.....	1,488	1,3-3	4,572	1,206	2,015	289	12,935	122	659	4,892
Rochester, N. Y.....	171	6	8,239	51	3,909	397	15,688	927	32	5,589
Denver, Col.....	379	89	2,868	573	3,344	324	5,114	73	179	3,485
Toledo, O.....	275	15	3,295	97	1,636	248	12,373	51	647	2,684
Allegheny, Pa.....	3,929	757	465	15	1,177	359	12,022	8	560	5,070
Columbus, O.....	145	12	494	29	2,057	132	6,296	15	34	2,079
Worcester, Mass.....	103	1	8,307	153	2,615	88	626	8	4	11,620
Syracuse, N. Y.....	142	9	2,955	48	2,383	187	7,965	19	124	5,717
New Haven, Conn.....	286	3	1,170	294	1,912	144	4,743	19	65	10,491
Paterson, N. J.....	382	8	559	47	6,285	813	6,584	4,893	317	6,714
Fall River, Mass.....	139	6	22,501	47	12,268	79	245	7	7,317
St. Joseph, Mo.....	293	25	526	92	632	109	3,566	13	19	1,241
Omaha, Neb.....	504	2,170	1,270	2,450	1,526	147	5,522	63	253	2,164
Los Angeles, Cal.....	916	32	2,897	239	3,017	993	4,023	86	60	1,720
Memphis, Tenn.....	310	2	189	30	367	104	1,508	13	47	1,133
Scranton, Pa.....	829	63	281	9	3,632	99	4,704	4	561	7,193

CITY.	Italy	Norway.	Poland (Aus- trian and German).	Poland (Russian and unknown).	Russia.	Scotland.	Sweden.	Switzerland.	Wales.	Total.*
New York, N. Y.....	145,433	11,387	5,876	26,997	155,201	19,836	28,320	8,371	1,686	1,270,080
Chicago, Ill.....	16,008	22,011	42,494	15,219	24,178	10,347	48,836	3,251	1,818	587,112
Philadelphia, Pa.....	17,830	692	2,698	4,856	28,951	8,479	2,143	1,707	1,033	295,340
St. Louis, Mo.....	2,227	172	1,514	1,343	4,785	1,264	1,116	2,752	238	111,356
Boston, Mass.....	13,738	1,145	277	3,555	14,965	4,473	5,541	4,000	308	197,129
Baltimore, Md.....	2,042	188	872	1,369	10,493	594	236	186	92	68,600
Cleveland, O.....	3,065	249	4,329	4,263	3,407	2,179	1,000	1,288	1,490	124,611
Buffalo, N. Y.....	5,039	185	15,735	3,063	1,199	1,808	5,432	2,640	153	104,252
San Francisco, Cal.....	7,918	2,152	203	2,018	829	816	5,211	683	388	116,858
Cincinnati, O.....	5,007	12	93	378	1,976	1,461	4,211	657	240	57,961
Pittsburgh, Pa.....	5,709	63	4,538	6,646	28,951	8,479	2,143	1,707	1,033	84,878
New Orleans, La.....	5,866	33	11	44	439	213	170	314	35	30,325
Detroit, Mich.....	905	75	11,777	1,854	1,332	2,496	267	491	101	96,503
Milwaukee, Wis.....	726	1,702	15,742	1,291	1,135	667	569	653	607	88,991
Washington, D. C.....	930	101	13	119	807	574	234	244	82	20,119
Newark, N. J.....	8,537	62	620	1,293	5,511	1,760	469	736	91	71,363
Jersey City, N. J.....	3,812	647	566	2,558	1,694	1,690	890	443	159	63,424
Louisville, Ky.....	390	10	85	550	649	225	94	717	26	21,427
Minneapolis, Minn.....	2,222	11,532	430	2,838	1,223	1,303	20,035	305	239	61,021
Providence, R. I.....	6,286	228	59	710	1,966	1,914	2,735	71	82	63,835
Indianapolis, Ind.....	2,252	18	59	243	338	429	125	272	41	17,122
Kansas City, Mo.....	1,034	100	19	315	941	512	1,963	233	109	18,410
St. Paul, Minn.....	529	2,900	803	438	987	673	9,852	492	70	46,819
Rochester, N. Y.....	1,278	32	617	489	1,777	663	109	478	59	40,748
Denver, Col.....	999	344	19	267	1,338	1,033	3,376	304	380	25,301
Toledo, O.....	79	45	3,876	599	516	256	112	688	73	27,222
Allegheny, Pa.....	849	14	153	550	531	1,183	186	488	798	30,216
Columbus, O.....	149	172	10	54	310	172	72	343	585	12,328
Worcester, Mass.....	2,039	73	1,212	1,348	714	7,542	43	40	40	37,652
Syracuse, N. Y.....	1,232	13	254	1,144	632	807	69	291	65	23,657
New Haven, Conn.....	5,262	119	48	308	3,193	761	1,376	139	65	30,802
Paterson, N. J.....	4,266	18	23	490	1,672	2,782	235	1,659	73	38,791
Fall River, Mass.....	280	26	263	214	1,085	1,045	104	6	102	50,042
St. Joseph, Mo.....	146	42	60	61	627	152	358	348	32	8,424
Omaha, Neb.....	449	312	441	154	947	574	3,968	190	68	23,552
Los Angeles, Cal.....	763	163	15	92	253	573	808	370	156	19,964
Memphis, Tenn.....	726	6	8	86	321	90	110	95	12	5,110
Scranton, Pa.....	1,312	6	1,182	2,568	671	576	114	206	4,621	28,973

*Includes also those born in other foreign countries.

POPULATION OF CHIEF AMERICAN CITIES.

[From reports of census bureau.]

PLACES WITH MORE THAN 100,000 INHABITANTS IN 1910.

City.	1910.	1900.	1890.	1880.	1870.	1860.	1850.
New York, N. Y.	4,766,883	3,437,202	1,515,301	1,296,299	942,292	805,651	515,547
Chicago, Ill.	2,185,283	1,698,572	1,099,850	503,298	298,977	109,206	28,269
Philadelphia, Pa.	1,549,008	1,293,697	1,046,964	847,170	674,022	535,529	340,045
St. Louis, Mo.	687,029	575,238	451,770	350,618	310,864	160,773	77,860
Boston, Mass.	670,585	560,892	443,477	362,839	250,526	177,812	136,881
Cleveland, O.	560,663	381,768	261,353	160,146	92,829	43,417	17,034
Baltimore, Md.	555,485	508,957	434,439	332,813	267,354	212,418	169,054
Pittsburgh, Pa.	533,905	451,512	343,904	166,389	86,076	49,217	46,601
Detroit, Mich.	465,706	285,704	205,876	116,340	79,577	45,619	21,019
Buffalo, N. Y.	416,512	352,987	255,664	155,134	149,714	81,129	42,261
San Francisco, Cal.	416,512	342,782	298,997	233,959	177,714	56,802	34,770
Milwaukee, Wis.	373,857	285,315	204,463	115,587	71,440	45,246	20,061
Cincinnati, O.	363,591	325,902	296,908	255,139	216,239	161,044	115,436
Newark, N. J.	347,469	246,070	181,831	136,508	105,059	71,914	38,894
New Orleans, La.	339,075	287,104	242,039	216,090	191,418	168,675	116,375
Washington, D. C.	321,669	278,718	230,392	147,293	109,199	61,120	40,001
Los Angeles, Cal.	319,198	102,479	50,395	11,183	5,728	4,385	1,610
Minneapolis, Minn.	301,408	202,718	164,738	64,887	13,066	2,564
Jersey City, N. J.	287,779	206,433	163,003	120,722	82,546	29,226	6,856
Kansas City, Mo.	248,331	163,752	132,716	55,785	32,260	4,418
Seattle, Wash.	237,194	80,671	42,837	3,533
Indianapolis, Ind.	233,650	169,164	105,436	75,056	48,244	8,034
Providence, R. I.	224,326	175,597	132,146	104,857	68,904	50,666	41,513
Louisville, Ky.	223,928	204,731	161,129	123,758	100,753	68,033	43,194
Rochester, N. Y.	218,149	162,608	133,899	99,366	62,386	48,204	36,403
St. Paul, Minn.	214,744	163,065	133,155	41,473	20,030	10,401	1,338
Denver, Col.	213,581	133,859	106,713	35,639	4,759	4,749
Portland, Ore.	207,214	90,426	46,385	17,577	8,293	2,874	821
Columbus, O.	181,511	125,560	88,150	51,647	31,274	18,554	17,882
Toledo, O.	168,497	131,822	81,434	50,137	30,972	13,768	3,829
Atlanta, Ga.	154,839	89,672	66,633	37,409	21,758	9,554	2,572
Oakland, Cal.	150,174	66,960	48,682	34,555	10,500	1,543
Worcester, Mass.	145,986	118,421	84,655	58,291	41,105	24,960	17,049
Syracuse, N. Y.	137,249	108,374	88,143	51,792	43,051	28,119	22,271
New Haven, Conn.	133,605	108,027	81,293	62,832	50,840	39,267	20,345
Birmingham, Ala.	132,683	38,415	26,178	3,086
Memphis, Tenn.	131,105	102,320	64,495	33,592	40,226	22,623	8,839
Seranton, Pa.	129,867	102,026	75,215	45,850	35,092	9,223
Richmond, Va.	127,623	85,050	61,388	63,600	51,038	37,910	27,570
Paterson, N. J.	125,600	105,171	78,347	51,031	33,579	19,586	11,334
Omaha, Neb.	124,096	102,555	149,452	30,518	16,083	1,883
Fall River, Mass.	119,295	104,863	74,393	48,961	26,766	14,026	11,524
Dayton, O.	116,577	85,333	61,223	38,678	30,473	20,081	10,977
Grand Rapids, Mich.	112,571	87,565	60,273	32,016	16,507	8,025	2,686
Nashville, Tenn.	110,364	80,865	77,163	43,350	25,865	16,948	10,165
Lowell, Mass.	106,294	94,969	76,696	59,475	40,298	36,827	33,383
Cambridge, Mass.	104,839	91,886	70,023	52,689	18,547	26,060	15,215
Spokane, Wash.	104,402	36,848	19,922	350
Bridgeport, Conn.	102,054	70,996	48,866	27,643	18,969	13,239	7,560
Albany, N. Y.	100,253	94,151	94,923	90,758	69,658	62,367	50,763
	20,202,086	15,199,172	10,479,250	6,989,138	5,062,660	3,485,715	2,173,847

POPULATION OF NEW YORK CITY BY BOROUGHS.

	1910.	1900.	1890.	1910.	1900.	1890.	
Manhattan borough.....	2,331,542	1,850,993	1,441,216	Richmond borough.....	85,969	67,021	51,693
Brox borough.....	430,980	200,507	88,908	Queens borough.....	284,041	152,999	87,050
Brooklyn borough.....	1,634,351	1,166,582	838,547	Total New York city..	4,766,883	3,437,202	2,507,414

DECENNIAL INCREASE OF CITIES WITH MORE THAN 100,000 IN 1910.

City.	1900 to 1910		1890 to 1900		1880 to 1890	
	Number.	Pr.ct.	Number.	Pr.ct.	Number.	Pr.ct.
New York, N. Y.	1,329,681	38.7	1,921,901	126.8	309,002	25.6
Chicago, Ill.	486,798	28.7	598,725	54.4	596,665	118.6
Philadelphia, Pa.	255,311	19.7	246,733	23.6	199,794	23.6
St. Louis, Mo.	111,791	19.4	123,468	27.3	101,252	28.9
Boston, Mass.	109,693	19.6	112,415	25.1	85,638	23.6
Cleveland, O.	178,895	46.9	120,415	46.1	101,207	63.2
Baltimore, Md.	49,528	9.7	74,518	17.2	102,126	30.7
Pittsburgh, Pa.	82,993	18.2	82,999	34.8	82,228	52.6
Detroit, Mich.	180,062	63.0	79,828	38.8	39,536	77.0
Buffalo, N. Y.	71,328	20.2	96,723	37.8	100,530	64.8
San Francisco, Cal.	74,130	21.6	43,785	14.6	65,038	27.8
Milwaukee, Wis.	88,542	31.0	80,847	39.5	88,881	76.9
Cincinnati, O.	37,659	11.8	28,994	9.8	41,769	16.4
Newark, N. J.	101,399	41.2	64,240	35.3	45,322	33.2
New Orleans, La.	51,971	18.1	45,065	18.6	25,949	12.0
Washington, D. C.	53,351	18.8	48,326	21.0	52,768	29.7
Los Angeles, Cal.	216,719	211.5	52,084	103.4	39,212	350.6
Minneapolis, Minn.	98,690	48.6	37,980	23.1	117,851	251.4
Jersey City, N. J.	61,346	29.7	43,430	26.6	42,281	35.0
Kansas City, Mo.	84,752	61.7	31,036	23.4	76,331	137.9
Seattle, Wash.	166,523	164.0	37,334	38.3	39,304	112.5

City.	1900 to 1910		1890 to 1900		1880 to 1890	
	Number.	Pr. ct.	Number.	Pr. ct.	Number.	Pr. ct.
Indianapolis, Ind.	64,486	38.1	63,728	60.4	30,380	40.5
Providence, R. I.	48,729	27.5	43,451	39.9	27,389	26.0
Louisville, Ky.	19,197	9.4	43,602	27.1	37,371	30.2
Rochester, N. Y.	55,641	34.2	28,712	21.4	44,530	49.8
St. Paul, Minn.	61,679	31.7	29,909	22.5	91,683	221.1
Denver, Col.	79,522	59.4	27,146	25.4	71,084	199.5
Portland, Ore.	116,788	140.2	44,041	94.9	28,808	163.9
Columbus, O.	55,951	44.6	37,410	42.4	36,503	70.7
Toledo, O.	36,675	27.8	50,388	61.9	31,297	62.4
Atlanta, Ga.	64,967	72.3	24,339	37.1	28,124	75.2
Oakland, Cal.	83,214	124.3	18,278	37.5	14,127	40.9
Worcester, Mass.	27,565	23.3	33,766	39.9	26,364	45.2
Syracuse, N. Y.	28,875	26.6	20,231	23.0	36,351	70.2
New Haven, Conn.	25,578	23.6	26,729	32.9	18,416	29.3
Birmingham, Ala.	94,270	245.4	12,237	46.7	23,092	718.3
Memphis, Tenn.	28,785	28.1	37,825	58.6	30,905	92.0
Scranton, Pa.	27,841	27.3	26,811	35.6	29,365	64.0
Richmond, Va.	85,050	60.1	3,662	4.5	17,788	28.0
Faterson, N. J.	20,429	19.4	26,524	34.2	27,316	53.5
Omaha, Neb.	21,541	21.0	37,597	27.0	109,934	860.2
Fall River, Mass.	14,432	13.8	27,527	24.2	27,352	53.5
Dayton, O.	31,244	36.6	24,113	30.4	22,542	58.3
Grand Rapids, Mich.	25,006	28.5	27,287	45.3	28,262	88.3
Nashville, Tenn.	29,499	36.5	4,697	6.2	32,813	75.7
Lowell, Mass.	11,325	11.9	17,273	22.2	18,221	30.6
Cambridge, Mass.	12,953	14.1	21,858	31.2	17,359	33.0
Spokane, Wash.	67,554	183.3	19,572	530.6
Bridgeport, Conn.	31,058	43.7	22,130	45.3	21,223	76.8
Albany, N. Y.	6,102	6.5	*772	*0.8	4,165	4.6

*Decrease.

AMERICAN CITIES WITH POPULATION OF 25,000 TO 100,000 IN 1910.

City.	Population.					Pr. ct. inc.	
	1910.	1900.	1890.	1910.	1900.	1900-1890.	1890-1900.
Akron, O.	69,067	42,728	27,601	61.6	54.8		
Allentown, Pa.	51,913	35,416	25,228	46.6	40.4		
Altoona, Pa.	52,127	38,973	30,337	33.8	28.5		
Amsterdam, N. Y.	31,267	20,929	17,336	49.4	20.7		
Atlantic City, N. J.	46,150	27,838	13,055	68.8	113.2		
Auburn, N. Y.	34,668	30,345	25,858	14.2	17.4		
Augusta, Ga.	41,040	39,441	33,300	4.1	18.4		
Aurora, Ill.	29,807	21,147	19,688	23.4	22.6		
Battle Creek, Mich.	29,860	22,258	14,575	34.2	52.7		
Bay City, Mich.	25,267	18,563	13,197	36.1	40.7		
Bayonne, N. J.	45,166	27,628	27,839	63.5	*0.8		
Berkeley, Cal.	55,545	32,722	19,033	69.7	71.9		
Birmingham, N. Y.	40,434	13,214	5,101	206.0	159.0		
Binghamton, N. Y.	49,443	39,647	35,005	22.2	13.3		
Bloomington, Ill.	25,768	22,286	20,484	10.7	13.7		
Brockton, Mass.	36,878	40,063	27,294	42.0	46.8		
Brookline, Mass.	27,792	19,935	12,103	39.4	64.7		
Butte, Mont.	39,165	30,470	10,723	28.5	184.2		
Camden, N. J.	54,638	75,935	58,313	24.5	30.2		
Canton, O.	50,217	30,667	26,189	63.7	17.1		
Cedar Rapids, Iowa.	32,311	25,656	18,020	27.9	42.4		
Charleston, S. C.	58,833	55,807	54,955	5.4	1.6		
Charlotte, N. C.	34,014	18,091	11,557	88.0	66.5		
Chattanooga, Tenn.	44,604	30,154	29,100	47.9	3.6		
Chelsea, Mass.	32,452	34,072	27,909	*4.8	22.1		
Chester, Pa.	38,537	33,988	20,226	13.4	68.0		
Chicopee, Mass.	25,401	19,167	14,050	32.5	36.4		
Clinton, Iowa.	25,577	22,698	13,619	12.7	66.7		
Colorado Spgs., Col.	29,078	21,085	11,140	37.9	89.3		
Columbia, S. C.	26,319	21,108	15,353	24.7	37.5		
Council Bluffs, Iowa.	29,292	25,802	21,474	15.5	20.2		
Covington, Ky.	53,704	42,938	37,371	24.1	14.9		
Dallas, Tex.	92,100	42,638	38,067	116.0	12.0		
Danville, Ill.	27,871	16,354	11,491	70.4	42.3		
Davenport, Iowa.	43,028	35,254	26,872	22.1	31.2		
Decatur, Ill.	31,140	20,754	16,841	50.0	23.2		
Des Moines, Iowa.	86,368	62,139	50,093	39.0	24.0		
Dubuque, Iowa.	38,494	36,297	30,311	6.1	19.7		
Duluth, Minn.	78,466	52,969	33,115	45.1	60.0		
Easton, Pa.	28,523	25,233	14,481	13.0	74.3		
East Orange, N. J.	34,371	71,506	12,282	53.8	61.9		
East St. Louis, Ill.	58,747	29,655	15,169	97.4	95.5		
El Paso, Texas.	39,279	15,806	10,338	146.9	53.9		
Elgin, Ill.	25,976	22,433	17,823	13.8	25.9		
Elizabeth, N. J.	73,049	52,130	37,764	40.8	38.0		
Elmira, N. Y.	37,176	35,672	30,836	4.2	15.5		
Eric, Pa.	66,525	52,732	40,634	26.2	29.8		
Evansville, Ind.	69,647	59,007	50,756	15.6	13.6		
Everett, Mass.	33,484	24,336	11,068	37.6	119.9		
Fitchburg, Mass.	37,826	31,531	22,037	20.0	43.1		
Flint, Mich.	38,550	13,103	9,808	194.2	33.7		
Fort Wayne, Ind.	63,983	45,115	35,393	41.7	27.5		
Fort Worth, Tex.	73,312	26,888	23,076	174.7	15.7		

City.	Population.					Pr. ct. inc.	
	1910.	1900.	1890.	1910.	1900.	1900-1890.	1890-1900.
Galveston, Tex.	36,981	37,789	29,084	*2.1	29.9		
Green Bay, Wis.	25,256	18,684	9,969	25.1	106.0		
Haulton, O.	35,279	23,914	17,565	47.5	36.1		
Harrisburg, Pa.	64,186	50,167	39,385	27.9	27.4		
Hartford, Conn.	98,915	79,850	53,230	23.9	50.0		
Haverhill, Mass.	44,115	37,175	27,412	13.7	35.6		
Hazleton, Pa.	25,452	14,230	11,872	78.9	19.9		
Hoboken, N. J.	70,324	59,364	43,648	18.5	36.0		
Holyoke, Mass.	57,730	45,712	35,337	26.3	28.3		
Houston, Tex.	78,890	44,633	27,557	76.6	62.0		
Huntington, W. Va.	31,161	11,923	10,108	161.4	18.0		
Jackson, Mich.	31,433	25,180	20,798	24.8	21.1		
Jacksonville, Fla.	57,699	28,429	17,201	103.0	65.3		
Jacksonville, N. Y.	31,237	22,892	16,038	36.7	42.7		
Johnstown, Pa.	55,432	55,926	21,895	64.4	64.3		
Joliet, Ill.	34,670	29,353	23,264	18.1	26.2		
Joplin, Mo.	32,073	26,023	9,943	23.2	161.7		
Kalamazoo, Mich.	39,437	24,464	17,853	61.6	36.7		
Kansas City, Kas.	82,331	51,418	38,316	60.1	34.2		
Kingston, N. Y.	25,908	24,535	21,261	5.6	15.4		
Knoxville, Tenn.	36,346	32,637	22,535	11.4	44.8		
Lacrosse, Wis.	30,417	28,895	25,090	5.3	15.2		
Lancaster, Pa.	47,227	41,459	32,011	13.9	29.5		
Lansing, Mich.	31,229	16,485	13,102	89.4	25.8		
Lawrence, Mass.	55,892	62,559	44,654	37.3	40.1		
Lewiston, Me.	26,247	23,761	21,701	10.5	9.5		
Lexington, Ky.	35,099	26,399	21,567	33.1	22.3		
Lima, O.	20,508	21,723	15,981	40.4	35.9		
Lincoln, Neb.	43,975	40,169	55,174	9.5	*27.2		
Little Rock, Ark.	45,941	38,307	25,874	19.9	48.1		
Lorain, O.	28,883	16,238	4,763	80.2	229.6		
Lynchburg, Va.	29,281	18,891	19,700	44.6	1.1		
Lynn, Mass.	89,336	68,513	55,727	30.1	24.9		
Macon, Ga.	40,665	23,272	22,746	74.7	2.3		
McKeesport, Pa.	42,694	34,227	29,741	24.7	65.0		
Madison, Wis.	25,531	19,164	13,426	33.2	42.7		
Malden, Mass.	44,404	33,664	23,031	31.9	46.2		
Manchester, N. H.	70,063	56,957	44,126	22.9	29.1		
Meriden, Conn.	27,265	24,296	21,652	12.2	12.2		
Mobile, Ala.	51,521	38,469	31,076	33.9	23.8		
Montgomery, Ala.	38,136	30,346	21,833	25.7	38.7		
Mount Vernon, N. Y.	30,919	21,228	16,830	45.5	96.0		
Muskogee, Okla.	25,278	4,254	†	494.2		
Nashua, N. H.	26,005	23,898	19,311	31.8	23.8		
Newark, O.	25,404	18,157	14,270	39.9	27.2		
New Bedford, Mass.	36,652	62,442	40,733	54.4	53.3		
New Britain, Conn.	43,416	25,908	16,519	68.9	57.4		
Newburgh, N. Y.	21,805	24,943	23,057	11.5	8.9		
Newcastle, Pa.	36,280	28,359	11,600	28.0	144.3		
Newport, Ky.	30,509	28,301	24,918	7.1	13.6		
Newport, R. I.	27,149	22,441	19,457	21.0	15.3		
New Rochelle, N. Y.	28,567	14,720	9,057	96.1	62.5		
Newton, Mass.	49,316	33,587	24,379	18.5	37.8		

City.	Population.				Pr. ct. inc. 1900-1890.
	1910.	1900.	1890.	1910, 1900.	
Niagara Falls, N. Y.	30,415	19,457	†	56.5	5.0
Norfolk, Va.	67,452	46,624	34,871	44.7	33.7
Norristown, Pa.	27,875	22,265	19,791	25.2	12.5
Ogden, Utah.	25,580	16,313	14,889	56.8	9.6
Oklahoma City, Okla.	64,205	10,037	4,151	539.7	141.8
Orange, N. J.	29,630	24,141	18,844	22.7	28.1
Oskosh, Wis.	33,062	28,284	22,836	16.9	23.9
Pasadena, Cal.	30,291	9,117	4,882	232.2	86.7
Passaic, N. J.	54,773	27,777	13,028	97.2	113.2
Pawtucket, R. I.	61,622	39,231	27,633	31.5	42.0
Peoria, Ill.	66,590	56,100	41,024	19.3	36.7
Perth Amboy, N. J.	23,121	17,699	9,512	38.6	1.1
Pittsfield, Mass.	32,321	21,766	17,281	47.6	26.0
Portland, Me.	58,571	50,145	36,425	16.8	37.7
Portsmouth, Va.	33,190	17,427	13,268	90.5	31.3
Poughkeepsie, N. Y.	27,933	24,029	22,206	16.3	8.2
Pueblo, Col.	44,395	28,157	24,558	57.7	14.7
Quincy, Ill.	26,587	56,252	31,494	0.9	15.1
Quincy, Mass.	32,642	23,899	16,723	36.6	42.9
Racine, Wis.	38,002	39,102	21,014	30.6	38.5
Reading, Pa.	36,871	78,961	58,661	21.7	34.6
Roanoke, Va.	34,674	21,495	16,159	62.2	33.0
Rockford, Ill.	45,401	31,051	23,584	46.2	31.7
Sacramento, Cal.	44,696	29,282	26,386	52.6	11.3
Saginaw, Mich.	53,510	42,345	46,322	19.3	*8.6
St. Joseph, Mo.	77,493	102,379	52,324	*24.8	96.8
Salem, Mass.	43,697	35,966	30,891	21.6	16.7
Salt Lake City, Utah.	32,777	53,551	44,843	73.3	19.4
San Antonio, Tex.	35,614	53,321	37,073	51.2	41.5
San Diego, Cal.	39,578	17,700	16,159	123.6	9.5
San Jose, Cal.	23,946	21,500	18,000	34.6	19.0
Savannah, Ga.	65,064	14,244	43,139	19.9	25.6
Schenectady, N. Y.	72,926	31,682	19,902	129.9	59.2
Sheboygan, Wis.	26,398	22,562	16,359	15.0	40.4
Shenandoah, Pa.	25,774	20,321	15,944	26.8	27.5
Shreveport, La.	*8,015	16,013	11,979	75.0	33.7
Sioux City, Iowa.	47,823	33,111	37,806	44.4	*12.4
Somerville, Mass.	77,256	61,643	40,152	25.3	63.5
South Bend, Ind.	53,684	35,599	21,819	49.1	65.0
South Omaha, Neb.	26,259	26,001	5,062	1.0	222.5
Springfield, Ill.	51,678	34,159	24,963	51.3	36.3
Springfield, Mass.	88,926	62,059	44,179	43.3	40.5
Springfield, Mo.	35,201	23,267	21,850	51.3	6.5
Springfield, O.	46,521	38,253	31,895	22.7	19.9
Stamford, Conn.	25,138	15,997	15,997	57.1	—
Superior, Wis.	40,354	31,691	21,929	159.9	—
Tacoma, Wash.	35,443	37,714	36,006	122.0	4.7
Tampa, Fla.	37,782	15,839	5,532	138.5	186.3
Taunton, Mass.	34,259	31,036	25,448	10.4	22.0
Terre Haute, Ind.	58,157	36,672	30,217	52.6	21.4

City.	Population.				Pr. ct. inc. 1900-1890.
	1910.	1900.	1890.	1910, 1900.	
Topeka, Kas.	43,684	33,608	31,007	30.0	8.4
Trenton, N. J.	96,615	73,507	57,458	32.1	27.6
Troy, N. Y.	76,813	60,651	60,956	26.6	*0.5
Utica, N. Y.	74,419	56,383	44,007	32.0	28.1
Waco, Tex.	26,425	20,686	14,445	27.7	43.2
Waltham, Mass.	27,834	23,481	18,707	18.5	25.5
Warwick, R. I.	26,629	21,316	17,761	24.9	20.0
Waterbury, Conn.	73,141	45,859	28,646	69.5	60.1
Waterloo, Iowa.	26,693	12,580	6,674	112.2	88.5
Watertown, N. Y.	26,730	21,696	14,725	23.2	47.3
West Hoboken, N. J.	35,403	23,094	11,665	53.3	98.0
Wheeling, W. Va.	41,641	38,578	24,522	7.1	12.4
Wichita, Kas.	52,450	54,671	23,853	112.6	6.6
Wilkes-Barre, Pa.	67,105	61,721	37,718	29.7	37.1
Williamsport, Pa.	31,960	28,757	27,132	19.8	6.0
Wilmington, Del.	87,411	76,508	61,431	14.3	24.5
Wilmington, N. C.	26,748	20,976	20,056	22.7	4.6
Woonsocket, R. I.	38,125	28,204	20,380	38.7	35.4
Yonkers, N. Y.	79,503	47,331	32,033	65.5	49.6
York, Pa.	44,750	33,708	20,793	32.8	62.1
Youngstown, O.	79,666	44,885	33,220	76.2	35.1
Zanesville, O.	28,026	22,534	21,009	19.1	12.0

*Decrease. †Incorporated since 1890.

CITIES OF FASTEST GROWTH, 1900 TO 1910.

Rank.	City.	Population.	Pr. ct. inc. 1910-1900.
1.	Oklahoma City, Okla.	64,205	539.7
2.	Muskogee, Okla.	25,278	494.2
3.	Birmingham, Ala.	132,685	245.4
4.	Pasadena, Cal.	3,291	232.2
5.	Los Angeles, Cal.	319,198	211.5
6.	Berkeley, Cal.	40,434	206.0
7.	Flint, Mich.	38,550	194.2
8.	Seattle, Wash.	237,194	194.0
9.	Spokane, Wash.	104,402	183.3
10.	Fort Worth, Tex.	73,312	174.7
11.	Huntington, W. Va.	31,161	161.4
12.	El Paso, Tex.	39,279	146.9
13.	Tampa, Fla.	37,782	138.5
14.	Schenectady, N. Y.	72,826	129.9
15.	Portland, Ore.	207,214	124.2
16.	Oakland, Cal.	150,174	124.3
17.	San Diego, Cal.	64,205	123.6
18.	Tacoma, Wash.	83,743	122.0
19.	Dallas, Tex.	92,104	116.0
20.	Wichita, Kas.	52,450	112.6
21.	Waterloo, Iowa.	26,693	112.2
22.	Jacksonville, Fla.	57,699	103.0

POPULATION OF INCORPORATED PLACES IN 1910.

Includes, with some exceptions, only towns and cities having more than 3,000 inhabitants in 1910. From reports of federal census bureau.

ALABAMA.		ARIZONA.		ARKANSAS.	
Alabama City.	4,313	None	2,600	None	11,138
Anniston.	12,794	Treadwell.	1,222	Batesville.	3,399
Bessemer.	10,864	Valdez.	810	Blytheville.	3,849
Birmingham.	132,685	Wrangell.	743	Camden.	3,995
Decatur.	4,228				
Dothan.	7,016	Bisbee.	9,019	Eldorado.	3,228
Enfauila.	4,259	Clifton.	4,374	Eureka Springs.	3,228
Florence.	6,689	Douglas.	6,437	Fayetteville.	4,471
Gadsden.	10,557	Flagstaff.	1,633	Fort Smith.	23,975
Girard.	4,214	Globe.	7,033	Helena.	8,772
Greenville.	3,377	Jerome.	2,393		
Huntsville.	7,631	Mesa.	1,692		
Lanett.	3,820	Nogales.	3,514		
Mobile.	61,521	Phoenix.	11,124		
Montgomery.	88,136	Prescott.	5,092		
New Decatur.	6,118	Tempe.	1,473		
Opelika.	4,734	Tombstone.	1,582		
Phoenix.	4,555	Tucson.	13,193		
Selma.	13,649	Williams.	1,267		
Sheffield.	4,805	Winslow.	2,381		
Talladega.	5,854	Yuma.	2,914		
Troy.	4,961				
Tuscaloosa.	8,407				
Tuscumbia.	3,324				
Union Springs.	4,055				

Hope.	3,639	Napa.	5,791
Hot Springs.	14,434	Oakland.	150,174
Jonesboro.	7,123	Ocean Park.	3,119
Little Rock.	45,941	Ontario.	4,274
Marianna.	4,810	Oroville.	3,859
Mena.	3,953	Palo Alto.	4,486
Newport.	3,557	Pasadena.	30,291
Paragould.	5,248	Petaluma.	5,880
Pine Bluff.	15,102	Ponoma.	10,207
Texarkana.	5,655	Red Bluff.	3,530
Van Buren.	3,878	Redding.	3,572
CALIFORNIA.			
Alameda.	23,393	Redlands.	20,449
Alhambra.	5,021	Richmond.	6,802
Bakersfield.	12,727	Riverside.	15,212
Berkeley.	40,434	Sacramento.	44,696
Obico.	3,750	Sallinas.	3,736
Coalinga.	4,199	San Bernardino.	12,779
Colton.	3,950	San Diego.	39,578
Coruca.	3,540	San Francisco.	416,912
Enreka.	11,845	San Jose.	28,946
Fresno.	24,892	San Leandro.	3,471
Grass Valley.	4,520	San Luis Obispo.	5,157
Hanford.	4,829	San Mateo.	4,384
Long Beach.	17,809	San Rafael.	5,994
Los Angeles.	319,198	Santa Ana.	8,429
Marysville.	5,430	Santa Barbara.	11,659
Merced.	3,102	Santa Clara.	4,348
Modesto.	4,024	Santa Cruz.	11,146
Monrovia.	3,576	Santa Monica.	7,847
Monterey.	4,923	Santa Rosa.	7,317
		South Pasadena.	4,649
		Stockton.	23,253

Vallejo	11,340	Westport	4,253	Preston	2,110	Hoopston	4,698
Vasilva	4,550	Wethersfield	3,149	Sandpoint	2,993	Jacksonville	15,326
Watsonville	4,446	Willmantic	11,230	Twin Falls	5,253	Jerseyville	3,443
Whittier	4,550	Winchester	8,673	Wallace	3,000	Johnston	4,118
Woodland	3,187	Windsor	4,178	Welsler	2,600	Joliet	34,670
COLORADO.		Windsor Locks	3,715	ILLINOIS.			
Alamosa	3,013	DELAWARE.		(Places of 2,000 or more inhabitants.)			
Boulder	9,539	Dover	3,720	Aldngdon	2,464	Kankakee	13,986
Canon City	5,162	New Castle	3,351	Aledo	2,144	Kewanee	9,307
Colorado City	4,323	Wilmington	87,411	Belleville	2,164	LaGrange	5,282
Colorado Springs	29,078	DIST. OF COLUMBIA.		Lake Forest	3,349	Lake Salie	11,537
Cripple Creek	6,206	Washington	331,069	Lansdale	3,235	Lemont	2,284
Denver	213,381	FLORIDA.		Lewistown	2,312	Lincoln	10,832
Durango	4,686	Apalachicola	3,065	Litchfield	5,977	Lockport	2,555
Fort Collins	8,210	Daytona	3,082	Macomb	5,774	Madison	5,046
Grand Junction	7,754	Fernandina	3,482	Marion	7,093	Marissa	2,004
Greeley	8,179	Gainesville	6,183	Marselles	3,291	Mascoutah	2,529
La Junta	4,154	Jacksonville	57,699	Mattson	2,051	Maywood	11,456
Leadville	7,508	Key West	19,945	Melrose Park	4,802	Mendota	3,806
Longmont	4,256	Lake City	6,032	Metropolis	4,655	Minook	2,070
Loveland	3,651	Lakeland	3,719	Mollae	24,199	Monmouth	9,123
Manitou	3,254	Live Oak	3,450	Momence	2,201	Morgan Park	3,624
Pueblo	4,250	Miami	5,471	Monmouth	3,923	Morris	4,563
Rocky Ford	3,225	Ocala	4,370	Morrison	2,410	Mound City	2,837
Salida	3,425	Orlando	3,894	Mount Carmel	6,934	Mount Olive	3,501
Sterling	3,044	Palatka	3,779	Mount Vernon	8,007	Murphysboro	7,485
Trinidad	10,204	Pensacola	22,982	Naperville	3,449	Nashville	2,135
Victor	3,163	Quincy	3,204	Newton	2,135	Newark	4,024
CONNECTICUT.		St. Augustine	5,494	Normal	4,024	North Chicago	3,306
Ansonia	15,153	St. Petersburg	4,127	Oak Park	19,444	O'Fallon	2,018
Berlin	3,728	Sanford	3,570	Olney	5,011	Oregon	2,180
Bethel	3,792	Tallahassee	5,018	Ottawa	9,525	Pana	6,055
Branford	6,047	Tampa	37,782	Paris	7,664	Park Ridge	2,009
Bridgeport	102,054	West Tampa	8,258	Park Ridge	2,009	Paxton	2,912
Bristol	13,502	GEORGIA.		Pekin	9,897	Peoria	66,950
Danbury	20,234	Albany	8,190	Peru	7,984	Petersburg	2,587
Darien	3,943	Americus	8,063	Pittsburg	2,722	Pittsfield	2,095
Derby	8,991	Athens	14,913	Pontiac	6,090	Portland	3,194
East Hartford	8,135	Atlanta	154,839	Princeton	4,131	Quincy	36,587
East Windsor	3,362	Augusta	41,040	River Forest	2,456	Rohinson	2,456
Eastfield	9,719	Bainbridge	4,217	Rock Falls	2,732	Rochelle	2,732
Farmington	6,134	Barnesville	3,068	Rock Island	24,355	Rock Falls	2,657
Glastonbury	3,778	Brunswick	10,182	Rushville	2,422	Roodhouse	4,046
Greenwich	16,463	Carrollton	3,297	St. Charles	2,669	Sandwich	2,557
Greenswood	4,233	Cartersville	4,067	Salem	2,669	Savanna	3,691
Groton	6,495	Cedartown	3,551	Sandwich	2,557	Shelbyville	3,590
Gullford	3,001	Columbus	20,554	Savannah	66,064	South Wilmington	2,403
Hamden	5,850	Cordell	5,883	Summerville	4,361	Sparta	3,081
Hartford	98,915	Cutler	2,210	Thomasville	6,727	Spring Valley	7,037
Huntington	6,545	Dalton	5,324	Toccoa	3,120	Springfield	51,678
Killingly	6,564	Dawson	3,827	Valdosta	7,656	Stanton	5,043
Litchfield	3,005	Douglas	3,550	Washington	3,065	Steger	2,161
Manchester	13,641	Dublin	5,795	Waycross	14,485	Sterling	7,467
Meriden	27,265	East Point	3,682	HAWAII.			
Middletown	11,851	Fibertown	6,483	Hilo	6,745	Streator	14,253
Milford	4,366	Fitzgerald	5,795	Honolulu	52,183	Sullivan	2,621
Naugatuck	12,722	Gainesville	5,925	IDAHO.			
New Britain	43,916	Griffin	7,478	Blackfoot	2,202	Swamora	3,926
New Canaan	9,957	Hawkinsville	3,420	Boise	17,359	Taylorville	5,446
New Haven	133,605	LaGrange	5,587	Caldwell	3,543	Taylorville	2,407
New London	19,659	Macon	40,665	Coeur d'Alene	7,291		
New Milford	5,010	Marietta	5,949	Idaho Falls	4,827		
Newtown	3,012	Milledgeville	4,385	Lewiston	6,043		
Norwalk	6,954	Monroe	3,029	Moscow	3,670		
Norwich	20,367	Moultrie	3,349	Nampa	4,205		
Orange	11,272	Newman	5,548	Pocatello	2,461		
Plainfield	6,719	Qultman	3,915				
Plymouth	5,021	Rome	12,099				
Portland	3,425	Savannah	66,064				
Putnam	6,637	Summerville	4,361				
Ridgefield	3,118	Thomasville	6,727				
Rockville	7,977	Toccoa	3,120				
Salisbury	3,522	Valdosta	7,656				
Scymour	4,786	Washington	3,065				
South Norwalk	8,963	Waycross	14,485				
Southampton	5,516	HAWAII.					
Stafford	5,233	Hilo	6,745				
Stamford	25,138	Honolulu	52,183				
Stonington	9,154	IDAHO.					
Stratford	5,712	Blackfoot	2,202				
Suffield	3,841	Boise	17,359				
Thomaston	3,533	Caldwell	3,543				
Thompson	4,804	Coeur d'Alene	7,291				
Torrington	16,840	Idaho Falls	4,827				
Wallingford	11,155	Lewiston	6,043				
Waterbury	73,141	Moscow	3,670				
Waterford	3,097	Nampa	4,205				
Watertown	3,850	Pocatello	2,461				
West-Hartford	4,808						

Tuscola	2,453
Upper Alton	2,919
Urbana	8,245
Vandalia	2,974
Venice	3,718
Virden	4,000
Warsaw	2,254
Waterloo	2,091
Watseka	2,476
Waukegan	16,063
West Chicago	2,378
West Frankfort	2,111
West Hammond	4,948
Westville	2,607
Wheaton	3,423
Whitehall	2,854
Wilmette	4,943
Winnetka	3,168
Witt	2,170
Woodstock	4,331
Zion City	4,789

INDIANA.

Alexandria	5,096
Anderson	22,476
Attica	3,355
Auburn	3,919
Aurora	4,410
Bedford	8,716
Bloomington	8,838
Bluffton	4,987
Boonville	3,934
Brazil	9,340
Clinton	6,229
Columbia City	3,448
Columbus	8,813
Connersville	7,738
Crawfordsville	4,471
Decatur	4,471
Dunkirk	3,021
East Chicago	19,098
Elkhart	19,282
Elwood	11,028
Evansville	69,647
Fort Wayne	63,933
Frankfort	8,634
Franklin	4,502
Garrett	4,149
Gary	16,802
Gas City	3,224
Goshen	8,514
Greencastle	3,790
Greenfield	4,448
Greensburg	5,420
Hammond	20,925
Hartford	6,187
Huntington	10,272
Indianapolis	233,650
Jacksonville	3,295
Jeffersonville	10,412
Kendallville	4,481
Kokomo	17,010
Lafayette	20,081
Laporte	10,525
Lawrenceburg	8,930
Lebanon	5,474
Linton	5,906
Logansport	19,050
Madison	6,934
Marion	19,353
Martinsville	4,529
Michigan City	19,027
Mishawaka	11,836
Mitchell	3,438
Mount Vernon	5,563
Muncie	24,005
New Albany	20,629
New Castle	9,146
Noblesville	5,073
Perru	10,910
Plymouth	3,838
Portland	6,130
Princeton	6,448
Richmond	22,324
Rochester	3,364
Rushville	4,925
Seymour	6,305
Shelbyville	9,500
South Bend	53,684

Sullivan	4,115
Tell City	3,369
Terre Haute	58,157
Tipton	4,075
Union	3,209
Valparaiso	6,987
Viennese	14,895
Wabash	8,637
Warsaw	4,430
Washington	7,854
West Lafayette	3,867
West Terre Haute	3,083
Whiting	6,587
Winchester	4,266

IOWA.

Albia	4,969
Ames	4,223
Atlantic	4,550
Belle Plaine	3,121
Boone	10,347
Burlington	24,324
Carroll	3,546
Cedar Falls	32,811
Cedar Rapids	6,936
Centerville	3,784
Chariton	5,332
Charles City	5,884
Cherokee	3,832
Clarinda	25,577
Clinton	29,292
Council Bluffs	6,924
Creston	43,028
Davenport	3,592
Decorah	3,133
Denison	86,368
Des Moines	38,494
Dubuque	3,387
Eagle Grove	3,404
Estherville	4,970
Fairfield	15,543
Fort Dodge	8,900
Fort Madison	4,052
Glenwood	5,033
Grinnell	3,517
Independence	3,283
Iowa City	10,061
Keokuk	14,008
Knoxville	3,190
Le Mars	4,157
Maquoketa	3,570
Marion	4,400
Marshalltown	13,374
Mason City	11,230
Missouri Valley	3,187
Mount Pleasant	3,874
Muscataine	16,178
Newton	4,616
Oelwein	6,028
Oskaloosa	9,466
Ottumwa	22,012
Pella	3,021
Perry	4,630
Red Oak	4,830
Shenandoah	4,976
Stoux City	47,823
Spencer	3,005
Tinton	4,336
Washington	4,330
Waterloo	26,693
Waverly	3,205
Webster City	5,208

KANSAS.

Abilene	4,118
Arkansas City	7,508
Atchison	16,429
Beloit	3,082
Caney	3,597
Chanute	9,272
Cherryvale	4,304
Clay Center	3,438
Cofteyville	12,687
Columbus	4,064
Concordia	4,413
Dodge City	3,214
Eldorado	3,129
Emporia	9,053
Fort Scott	10,463

Fredonia	3,040
Frontenac	3,396
Galena	6,096
Garden	3,171
Great Bend	4,622
Herington	3,273
Horton	3,600
Hutchinson	16,364
Independence	10,480
Iola	9,032
Junction	5,598
Kansas City	32,331
Lawrence	12,374
Leavenworth	19,546
McPherson	5,722
Manhattan	8,536
Newton	7,852
Olathe	3,272
Osawatomie	4,046
Ottawa	7,050
Paola	3,207
Parsons	12,463
Pittsburg	14,755
Pratt	3,302
Rosedale	5,960
Salina	9,688
Topeka	43,684
Wellington	7,034
Wichita	52,450
Winfield	6,700

KENTUCKY.

Ashland	8,689
Bellvue	6,682
Bowling Green	9,173
Cattlettsburg	3,520
Covington	53,270
Cynthiana	3,603
Danville	5,420
Dayton	6,979
Earlington	3,931
Frankfort	10,465
Franklin	3,063
Georgetown	4,533
Harrodsburg	3,147
Henderson	11,452
Hopkinsville	9,419
Lebanon	3,077
Lexington	35,099
Louisville	223,928
Ludlow	4,163
Madisonville	4,966
Maysfield	5,916
Middlesboro	6,141
Mount Sterling	7,305
Newport	3,932
Owensboro	30,309
Paduach	16,011
Paris	22,760
Princeton	5,859
Richmond	3,015
Russellville	5,340
Shelbyville	3,111
Somerset	3,412
Winchester	4,491
	7,156

LOUISIANA.

Alexandria	11,213
Baton Rouge	14,897
Crowley	5,099
Donaldsonville	4,090
Franklin	3,857
Houma	5,024
Jennings	3,925
Kentwood	3,609
Lafayette	6,392
Lake Charles	11,449
Minden	3,062
Monroe	10,209
Morgan City	5,477
New Iberia	7,489
New Orleans	339,075
Opelousas	4,823
Plaquemine	4,955
Ruston	3,377
Shreveport	28,015
Thibodaux	3,824

MAINE.

Auburn	15,064
Augusta	13,211
Bangor	24,803
Bath	9,396
Belfast	4,618
Biddeford	17,079
Brewer	5,667
Brunswick	6,621
Calais	6,116
Camden	5,015
Caribou	5,377
Chelsea	3,216
Dexter	3,539
Eastport	4,961
Eden	4,441
Ellsworth	3,549
Fairfield (town)	4,423
Farmington (town)	3,210
Fort Fairfield (t'n)	4,351
Fort Kent	3,710
Gardiner	5,311
Houlton	5,845
Kennebunk	3,099
Kittery	3,533
Lewiston	26,247
Lisbon	4,116
Lubec	3,363
Madison (town)	3,379
Millinocket	3,369
Norway (town)	3,002
Old Town	6,317
Orono	3,555
Paris (town)	3,436
Portland	58,771
Presque Isle (t'n)	5,179
Rockland	8,174
Rumford (town)	6,777
Sanford	9,049
Skowhegan	5,341
South Portland	7,471
Van Buren	3,065
Waterville	11,458
Westbrook	8,281

MARYLAND.

Annapolis	8,609
Baltimore	558,485
Brunswick	3,721
Cambridge	6,407
Crisfield	3,468
Cumberland	21,839
Easton	3,083
Frederick	10,411
Frostburg	6,028
Hagerstown	16,507
Havre de Grace	4,212
Salisbury	6,690
Westminster	3,295

MASSACHUSETTS.

Abington	5,455
Adams	13,026
Agawam	3,501
Amesbury	9,884
Amherst	5,112
Andover	7,301
Arlington	11,187
Attol	8,533
Attleborough	16,215
Barnstable	4,675
Belmont	5,542
Beverly	18,659
Blackstone	5,648
Boston	670,585
Braintree	8,066
Bridgewater	7,688
Brigton	56,879
Brookline	27,792
Cambridge	104,839
Canton	4,797
Chelmsford	5,010
Chelsea	32,452
Chicopee	25,401
Clinton	13,075
Concord	6,421
Dartmouth	3,568
Danvers	9,407
Dedmouth	4,378
Dedham	9,284
Dracut	3,461

Dudley	4,267
East Bridgewater	3,363
Easthampton	8,524
Easton	5,139
Everett	33,844
Fairhaven	5,122
Fall River	119,295
Falmouth	3,144
Fitchburg	37,326
Foxborough	3,863
Framingham	12,943
Franklin	5,641
Gardner	14,699
Gloucester	24,398
Grafton	5,705
Great Barrington	5,926
Greenfield	10,427
Hardwick	3,524
Haverhill	44,115
Hingham	4,965
Holyoke	57,390
Hudson	6,743
Hyde Park	15,507
Ipswich	5,777
Lawrence	85,992
Lee	3,103
Leicester	3,205
Lexox	3,060
Leominster	17,580
Lexington	4,918
Lowell	106,294
Ludlow	4,943
Lynn	89,336
Malden	44,404
Mansfield	5,183
Marblehead	7,338
Marlborough	14,579
Maynard	6,390
Medfield	3,466
Medford	23,150
Mcrose	15,715
Methuen	11,448
Middleborough	8,214
Milford	13,055
Milbury	4,740
Milton	7,924
Monson	4,759
Montague	6,866
Natick	9,866
Needham	5,026
New Bedford	96,652
Newburyport	14,949
Newton	39,806
North Adams	22,019
North Andover	5,529
N. Attleborough	9,562
North Brookfield	3,075
Northampton	19,431
Northbridge	8,807
Northwood	8,014
Orange	5,282
Oxford	3,361
Palmer	8,610
Peabody	15,721
Pittsfield	32,121
Plymouth	12,141
Provincetown	4,369
Quincy	32,642
Randolph	4,301
Reading	8,813
Revere	18,219
Rockland	6,928
Rockport	4,211
Salem	43,697
Saugus	8,047
Somerville	77,236
Southbridge	12,592
South Hadley	4,894
Spencer	6,740
Springfield	88,926
Stoneham	7,090
Stoughton	6,316
Sutton	3,078
Swampscott	6,204
Taunton	34,259
Templeton	8,756
Tewksbury	3,750
Uxbridge	4,671
Wakfield	11,404

Walpole	4,892
Waltham	27,831
Ware	8,774
Wareham	4,102
Warren	4,188
Watertown	12,875
Webster	11,509
Wellesley	5,413
West Springfield	9,224
Westborough	5,446
Westfield	16,044
Weymouth	12,895
Whitman	7,292
Williamstown	3,703
Winchenden	5,673
Winchester	9,309
Wintrop	10,132
Woburn	15,303
Worcester	145,986

MICHIGAN.

A Adrian	10,763
Arlon	5,832
Allegan	3,419
Alpena	12,706
Ann Arbor	14,817
Battle Creek	25,267
Bay City	45,166
Belding	4,119
Benton Harbor	9,185
Bessemer	4,983
Big Rapids	4,519
Boysie City	5,218
Cadillac	8,375
Charlotte	4,886
Cheboygan	6,859
Coldwater	5,945
Crystal Falls	3,775
Detroit	465,766
Dowagiac	5,088
Escanaba	13,194
Flint	38,560
Gladstone	4,211
Grand Haven	6,856
Grand Rapids	112,571
Greenville	4,045
Hantranc	3,559
Hancock	8,981
Hastings	4,383
Highland Park	4,120
Hillsdale	5,001
Holland	10,490
Houghton	5,113
Ionia	5,030
Iron Mountain	9,216
Ironwood	12,321
Ishpeming	12,448
Jackson	31,433
Kalamazoo	39,437
Lansing	31,229
Lapeer	3,346
Leaurium	8,537
Ludington	9,132
Manistee	12,381
Manistiquie	4,723
Marine City	7,770
Marquette	11,503
Marshall	4,286
Marionette	10,507
Monroe	6,893
Mount Clemens	7,707
Mount Pleasant	3,972
Muskegon	24,062
Negaunee	8,460
Niles	5,156
Norway	4,974
Owosso	9,639
Petoskey	4,778
Pontiac	14,532
Port Haron	18,863
Red Jacket	4,211
River Rouge	4,163
Saginaw	50,510
St. Johns	3,154
St. Joseph	6,936
Sault Ste. Marie	12,615
South Haven	3,577
Targis	3,635
Three Rivers	5,072

Traverse City	12,115
Wyandotte	8,287
Ypsilanti	6,230
MINNESOTA.	
Albert Lea	6,192
Alexandria	3,001
Anoka	3,972
Austin	6,960
Bemidji	5,099
Brainerd	8,526
Chisholm	7,684
Cluquet	7,031
Crookston	7,559
Duluth	78,466
Ely	3,572
Eveleth	7,086
Farbault	9,901
Fergus Falls	6,887
Hastings	3,832
Hibbing	8,832
Lake City	3,142
Little Falls	6,078
Mankato	10,365
Minneapolis	301,408
Montevideo	3,056
Moorhead	4,840
New Ulm	5,648
Northfield	3,265
Owatonna	5,658
Red Wing	9,048
Rochester	7,844
St. Cloud	10,600
St. Paul	214,744
St. Peter	4,176
South St. Paul	4,510
Stillwater	10,198
Thief River Falls	3,714
Two Harbors	4,990
Virginia	10,473
Waseca	3,054
West Minneapolis	3,022
Willmar	4,155
Winona	18,583

MISSISSIPPI.

Aberdeen	3,708
Bay St. Louis	3,388
Biloxi	8,049
Brookhaven	5,293
Canton	3,929
Clarksdale	4,079
Columbus	8,988
Corinth	5,020
Greenville	9,610
Greenwood	6,836
Gulfport	6,386
Hattiesburg	11,733
Laurel	21,262
Laurel	8,465
McComb	6,237
Meridian	23,285
Moss Point	3,054
Natchez	11,791
Pascagoula	3,379
Tupelo	3,881
Vicksburg	20,814
Water Valley	4,275
West Point	4,861
Yazoo	6,796

MISSOURI.

Aurora	4,148
Boonville	4,252
Brookfield	5,749
Cape Girardeau	8,475
Carrollton	3,452
Cartersville	4,583
Carthage	9,483
Caruthersville	3,655
Charleston	3,145
Chillicothe	6,265
Clinton	4,992
Columbia	9,662
De Soto	4,721
Excelsior Springs	3,990
Flat River	5,112
Fulton	5,223
Hannibal	18,341
Independence	9,859
Jederson	11,850

Johnl	32,073
Kansas City	248,381
Kennett	3,033
Kirksville	6,347
Kirkwood	4,171
Lexington	5,242
Louisiana	4,454
Macon	3,584
Maplewood	4,976
Marceline	2,920
Marshall	4,869
Marshallville	4,762
Mexico	5,939
Moberly	10,923
Monette	4,177
Neosho	3,661
Nevada	7,176
Poplar Bluffs	6,916
Richmond	5,664
St. Charles	9,487
St. Joseph	77,403
St. Louis	687,029
Sedalia	17,822
Sikeston	3,327
Slater	3,238
Springfield	35,201
Trenton	5,656
Warrensburg	4,689
Washington	3,670
Webb	11,817
Webster Groves	7,083
Wellston	7,312

MONTANA.

Anaconda	10,151
Billings	10,031
Bozeman	5,107
Butte	39,165
Deer Lodge	2,570
Glendive	2,428
Great Falls	13,948
Hamilton	2,240
Havre	3,624
Helena	12,515
Kalispel	5,549
Lewiston	2,992
Livingston	5,353
Miles City	4,697
Missoula	12,869
Red Lodge	4,860
Walkerville	2,491

NEBRASKA.

Allance	3,105
Beatrice	9,356
Penson	3,170
Columbus	5,014
Fairbury	5,294
Falls City	3,255
Freemont	8,718
Grand Island	10,326
Hastings	9,338
Holdrege	6,030
Kearney	6,292
Lincoln	43,973
McCook	3,765
Nebraska City	5,488
Norfolk	6,025
North Platte	4,793
Omaha	124,096
Plattsmouth	4,237
South Omaha	26,259
University Place	3,200
York	6,235

NEVADA.

Carson City	2,466
Ely	2,065
Reno	10,867
Sparks	2,500
Virginia City	2,244

NEW HAMPSHIRE.

Berlin	11,780
Claremont	7,529
Concord	21,497
Conway	3,413
Derry	5,123
Dover	13,247
Exeter	4,897
Franklin	6,132
Haverhill	3,498

Keene	10,066	Washington	3,567	Mechanicsville	6,634	Shelby	3,127
Laconia	10,152	Westfield	6,420	Madina	5,683	Statesville	4,559
Lancaster	3,054	West Hoboken	35,403	Madisonville	15,313	Strober	4,129
Latham	5,713	West New York	13,563	Mount Vernon	30,919	Thomasville	3,877
Littleton	3,059	West Orange	10,980	New Rochelle	28,367	Washington	6,211
Manchester	70,663	Woodbury	4,642	New York	4,766,883	Wilmington	25,749
Milford	3,939			Newark	6,227	Wilson	6,717
Nashua	26,005	NEW MEXICO.		Newburg	27,805	Winston	17,167
Newmarket	3,348	Albuquerque	11,020	Niagara Falls	30,445		
Newport	3,765	Artesia	1,883	North Tarrytown	5,421	NORTH DAKOTA.	
Pembroke	3,062	Carlsbad	1,736	North Tonawanda	11,955	Bismarck	5,443
Portsmouth	11,269	Clovis	3,255	Norwich	7,422	Devils Lake	5,679
Rochester	8,868	Deming	1,864	Nyaek	4,619	Dickinson	3,157
Somersworth	6,704	Gallup	2,204	Ogdenburg	15,933	Fargo	14,331
		Las Cruces	3,836	Olean	14,743	Grand Forks	12,478
		Las Vegas (city)	3,755	Oneida	8,317	Jamestown	4,358
		Las Vegas (town)	3,179	Oneonta	9,491	Mandan	3,873
		Portals	1,292	Ossining	11,480	Minot	6,188
		Raton	4,539	Oswego	23,368	Veley City	6,606
		Roswell	6,172	Owego	4,633	Williston	3,124
		Santa Fe	5,072	Patchogue	3,824		
		Silver City	3,217	Peekskill	15,245	OHIO.	
		Socorro	1,560	Peru Yan	4,597	Akron	69,067
		Tucumcari	2,526	Perry	4,338	Alliance	15,083
				Plattsburg	11,138	Ashland	6,795
				Port Chester	12,809	Ashtabula	18,266
				Port Jervis	9,564	Athens	5,463
				Poughkeepsie	4,036	Barberton	9,419
				Rousselle	27,936	Barnesville	4,233
				Rochester	218,149	Bellaire	12,946
				Rockville Center	3,667	Bellefontaine	8,238
				Rome	20,497	Bellevue	5,209
				Rye	3,964	Bowling Green	5,222
				Sag Harbor	3,409	Bridgeport	3,974
				Salamanca	5,792	Bryan	3,641
				Saranac Lake	4,983	Bucyrus	3,222
				Saratoga Springs	12,693	Buyville	3,156
				Saugerties	3,929	Cambridge	11,327
				Schenectady	72,826	Canal Dover	6,621
				Seneca Falls	6,588	Carlton	50,217
				Solvay	5,139	Carthage	3,618
				Syracuse	137,249	Celina	3,498
				Tarrytown	5,600	Chillicothe	14,506
				Tonawanda	8,290	Cincinnati	363,591
				Troy	76,813	Circleville	6,744
				Twupper Lake	3,067	Cleveland	560,663
				Ulica	74,419	Columbus	181,511
				Walden	4,004	Conneaut	8,319
				Wappingers Falls	3,103	Coshocton	9,603
				Warsaw	3,195	Crestline	3,807
				Waterford	3,206	Crooksville	3,028
				Waterloo	3,245	Cuyahoga Falls	4,020
				Watertown	26,730	Defiance	116,577
				Watervliet	15,074	Delaware	7,327
				Waverly	4,855	Delphos	9,076
				Wellsville	4,382	Dennison	5,038
				White Plains	15,949	Dayton	4,008
				Whitehall	4,917	East Cleveland	9,170
				Yonkers	79,803	East Liverpool	20,387
						East Palestine	3,537
						East Youngstown	4,972
						Eaton	3,187
						Elmwood Place	3,423
						Elyria	14,825
						Fiadlay	14,858
						Postoria	9,597
						Premont	9,939
						Galion	7,214
						Gallipolis	5,560
						Gira-d	3,736
						Greenfield	4,228
						Greenville	6,287
						Hamilton	35,279
						Hillsboro	4,296
						Ironton	13,147
						Jackson	5,468
						Kent	4,488
						Kenton	7,185
						Lakewood	15,181
						Lancaster	15,093
						Lima	30,508
						Lisbon	3,084
						Loekland	3,439
						Logan	4,850
						London	3,530
						Lorain	28,883
						Madisonville	5,193
						Mansfield	20,763
						Marietta	12,923
						Marion	18,282
Asbury Park	10,150	NEW YORK.		Albany	100,253		
Atlantic City	46,150	Albion	5,016	Amsterdam	31,267		
Bayonne	55,455	Auburn	34,668	Baldwinsville	3,884		
Bloomfield	15,070	Ballston Spa	4,138	Bath	11,613		
Boonton	4,930	Batavia Spa	11,613	Binghamton	48,444		
Bordentown	4,250	Bath	11,613	Brockport	3,579		
Bound Brook	3,970	Buffalo	423,715	Canandaigua	7,217		
Bridgeton	14,209	Canastota	3,247	Canastota	3,247		
Burlington	8,336	Carthage	3,563	Catskill	5,296		
Camden	94,538	Cohoes	24,709	Corning	13,730		
Carlstadt Park	3,807	Cortland	11,504	Dansville	3,933		
Cliffside Park	3,394	Danville	3,921	Dewep	3,455		
Collingswood	4,795	Dobbs Ferry	3,455	Dunkirk	17,221		
Dover	7,468	Dunkirk	17,221	East Syracuse	3,274		
East Newark	3,163	Ellenville	3,114	Elmira	37,176		
East Orange	34,371	Elmira	37,176	Fairport	3,112		
East Rutherford	4,275	Fairport	3,112	Florkill Landing	3,903		
Elizabeth	9,294	Florkill Landing	3,903	Port Edward	3,762		
Englewood	73,409	Frankton	3,303	Frankton	3,303		
Fort Lee	4,472	Freeport	5,285	Freeport	5,285		
Freehold	3,233	Fulton	10,489	Geneva	12,446		
Garfield	10,213	Geneva	12,446	Glens Falls	15,243		
Glen Ridge	3,260	Glens Falls	15,243	Gloversville	20,642		
Gloicester	9,462	Gloversville	20,642	Goshen	3,081		
Guttenberg	5,647	Goshen	3,081	Gouverneur	4,123		
Hackensack	14,059	Gouverneur	4,123	Granville	3,920		
Haddonfield	4,142	Granville	3,920	Green Island	4,737		
Hammoncton	5,088	Green Island	4,737	Greenport	3,089		
Harrison	14,498	Greenport	3,089	Hastings-Upon-Hudson	4,552		
Hawthorne	3,400	Hastings-Upon-Hudson	4,552	Haverstraw	5,669		
Hoboken	70,324	Hempstead	4,964	Herkimer	7,520		
Irlvington	11,877	Herkimer	7,520	Hoosick Falls	5,532		
Jersey City	267,779	Hoosick Falls	5,532	Hornell	13,617		
Kearny	18,659	Hornell	13,617	Hudson	11,417		
Keyport	3,654	Hudson	11,417	Hudson Falls	5,189		
Lambertville	5,557	Hudson Falls	5,189	Hlon	6,588		
Lodi	4,138	Hlon	6,588	Ithaca	14,802		
Long Branch	13,299	Ithaca	14,802	Jamestown	31,292		
Madison	4,658	Jamestown	31,292	Johnston	10,447		
Millville	12,451	Kingster	25,968	Lackawanna	14,549		
Montclair	12,451	Lackawanna	14,549	Lancaster	4,364		
Montross	21,550	Lancaster	4,364	Leroy	3,771		
Morristown	12,077	Leroy	3,771	Lestershire	3,775		
Newark	347,469	Lestershire	3,775	Little Falls	12,273		
New Brunswick	23,388	Little Falls	12,273	Lockport	17,970		
Newton	4,467	Lockport	17,970	Lyons	4,460		
North Plainfield	6,117	Lyons	4,460	Malone	6,467		
Nutley	6,009	Malone	6,467	Mcmaroneck	5,699		
Orange	29,639	Mcmaroneck	5,699	Matteawan	6,727		
Passaic	54,773	Matteawan	6,727				
Paterson	125,600						
Perth Amboy	32,121						
Phillipsburg	13,903						
Plainfield	20,550						
Pleasantville	4,390						
Princeton	5,136						
Rahway	9,337						
Raritan	3,672						
Red Bank	7,398						
Ridgewood	5,416						
Rosevelt	5,786						
Roselle Park	3,138						
Rutherford	7,045						
Salem	6,469						
Secaucus	4,740						
Somerville	5,060						
South Amboy	7,007						
South Orange	6,014						
South River	4,772						
Summit	7,500						
Trenton	96,815						
Union	21,023						
Vineland	5,282						
Wallington	3,448						

Martins Ferry.....	9,133
Marysville.....	3,576
Massillon.....	13,579
Miamisburg.....	4,271
Middletown.....	3,194
Middletown.....	13,152
Mingo Junction.....	4,049
Mount Vernon.....	9,087
Napoleon.....	4,007
Nelsonville.....	6,082
New Philadelphia.....	8,542
Newark.....	25,404
Newburgh.....	5,813
Niles.....	8,163
Norwalk.....	7,858
Norwood.....	16,185
Oberlin.....	4,365
Orville.....	3,101
Painesville.....	5,501
Piqua.....	13,388
Pomeroy.....	4,023
Port Clinton.....	9,007
Portsmouth.....	23,451
Ravenna.....	5,331
Reading.....	3,985
Rockport.....	3,179
St. Bernard.....	5,002
St. Marys.....	5,732
Salem.....	8,943
Sandusky.....	19,989
Shelby.....	4,903
Sidney.....	6,607
Springfield.....	46,921
Staubsville.....	22,391
Struthers.....	3,370
Tiffin.....	11,894
Toledo.....	168,497
Toronto.....	4,271
Troy.....	6,122
Uhrichsville.....	4,751
Upper Sandusky.....	3,779
Urbana.....	7,739
Van Wert.....	7,157
Wadsworth.....	3,073
Wapakoneta.....	3,439
Warren.....	11,081
Washington Court House.....	7,277
Wellston.....	6,875
Wehsville.....	7,769
Wilmingon.....	4,491
Wooster.....	6,136
Xenia.....	8,706
Youngstown.....	79,665
Zanesville.....	28,226

OREGON.

Albany.....	4,275
Ashland.....	5,020
Astoria.....	9,599
Baker City.....	6,742
Ocervallis.....	4,552
Eugene.....	9,009
Grants Pass.....	3,897
LaGrande.....	4,843
Medford.....	8,840
Oregon City.....	4,287
Penleton.....	4,460
Portland.....	207,213
Roseburg.....	6,738
St. Johns.....	4,872
Salem.....	14,094
The Dalles.....	4,880

PENNSYLVANIA.

Allentown.....	51,913
Altoona.....	52,127
Ambridge.....	5,205
Apollo.....	3,006
Archbald.....	7,194
Ashland.....	6,855
Ashley.....	5,601
Athens.....	3,796
Avalon.....	4,317
Avoca.....	4,634
Bangor.....	5,369
Barnesboro.....	3,535
Beaver.....	3,456
Beaver Falls.....	12,191
Belleville.....	4,145
Bellefonte.....	6,329
Berwick.....	5,357
Bethlehem.....	12,837
Blairsville.....	3,573
Blakely.....	5,345
Bloomsburg.....	7,413
Brackenridge.....	3,134
Bradford.....	19,357
Bradford.....	14,544
Bridgeport.....	3,860
Bristol.....	5,256
Brookville.....	3,003
Butler.....	20,723
Canonsburg.....	3,891
Carbondale.....	17,400
Carlisle.....	10,303
Carnegie.....	10,009
Carrick.....	6,117
Catasauqua.....	5,250
Chambersburg.....	11,800
Charleroi.....	9,615
Cheriton.....	38,537
Clinton.....	3,326
Clearfield.....	6,351
Clifton Heights.....	3,155
Coaldale.....	5,154
Coatesville.....	11,084
Columbia.....	11,454
Connellsville.....	12,845
Coshohocken.....	7,480
Coraopolis.....	5,252
Corry.....	5,991
Coudersport.....	3,100
Crafton.....	4,583
Danville.....	7,517
Darby.....	6,305
Dickson City.....	9,331
Donora.....	8,174
Dorranceton.....	4,046
Downington.....	3,326
Doylestown.....	3,304
DuBois.....	12,623
Dunmore.....	7,457
Duquesne.....	15,727
Durys.....	7,457
East Conemaugh.....	5,046
East Manach Clunk.....	3,548
East Pittsburg.....	5,615
East Stroudsburg.....	3,330
Easton.....	28,253
Edwardsville.....	8,407
Ellwood City.....	3,902
Emaus.....	3,501
Ephrata.....	3,192
Erle.....	66,525

Etna.....	5,830
Exeter.....	3,537
Ford City.....	4,850
Forest City.....	5,749
Franklin.....	9,118
Franklin.....	3,167
Freedom.....	3,060
Freeland.....	6,197
Galeton.....	4,027
Gallitzin.....	3,504
Gettysburg.....	4,030
Gilberton.....	5,401
Girardville.....	4,396
Glassport.....	5,540
Greater Punnstawney.....	9,058
Greensburg.....	13,012
Greenville.....	5,909
Grove City.....	3,674
Hanover.....	7,057
Harrisburg.....	64,186
Hazleton.....	25,452
Hollidaysburg.....	3,734
Homestead.....	18,713
Huntingdon.....	6,861
Indiana.....	5,749
Jennette.....	8,077
Jermyn.....	3,158
Jersey Shore.....	5,381
Johnsburg.....	4,334
Johnstown.....	55,482
Jrnlata.....	5,285
Kant.....	6,926
Kingston.....	6,449
Kittanning.....	4,419
Knoxville.....	5,651
Lancaster.....	47,227
Lansford.....	8,321
Lansdale.....	3,551
Lansdowne.....	4,066
Larksville.....	9,288
Latrobe.....	8,777
Lebanon.....	19,240
Leechburg.....	3,624
Lehighton.....	3,816
Lewisburg.....	3,081
Lewistown.....	8,166
Lockhaven.....	7,772
Luzerne.....	5,423
McAdoo.....	3,389
McKees Rocks.....	14,702
McKeesport.....	42,694
Mahanoy City.....	15,936
Marys Chunk.....	3,952
Marbleton.....	3,662
Meadville.....	12,793
Mechanicsburg.....	4,469
Media.....	3,562
Meyersdale.....	3,741
Middletown.....	5,374
Millvale.....	7,861
Milton.....	7,460
Miners Mills.....	3,159
Minersville.....	7,240
Monaca.....	3,376
Monessen.....	11,775
Monongahela.....	7,598
Moongic.....	3,964
Mount Carmel.....	17,532
Mount Oliver.....	4,241
Mount Pleasant.....	5,812
Mount Union.....	3,338
Munhall.....	5,185
Nanticoke.....	18,877
Nazareth.....	3,978
New Brighton.....	8,329
New Castle.....	36,289
New Kensington.....	7,707
Norristown.....	27,875
North Braddock.....	11,824
Northampton.....	8,729
Northumberland.....	3,517
Orkmont.....	3,426
Oil City.....	15,657
Old Forge.....	11,324
Olyphant.....	8,505
Parsons.....	4,338
Patton.....	3,907
Pen Argy.....	3,987

Philadelphia.....	1,549,008
Phillipsburg.....	3,585
Pittsburg.....	10,743
Pittsburg.....	4,975
Pittston.....	533,905
Plymouth.....	16,267
Pottstown.....	15,596
Pottsville.....	20,236
Quakertown.....	3,801
Rankin.....	6,942
Reading.....	96,071
Renovo.....	4,621
Reynoldsville.....	3,189
Ridgway.....	5,408
Rochester.....	5,903
Royersford.....	3,073
St. Clair (Allegheny).....	5,640
St. Clair (Schuylkill).....	6,435
St. Marys.....	6,236
Sayre.....	6,426
Schuylkill Haven.....	4,747
Scottsdale.....	5,456
Scranton.....	129,867
Scwckley.....	1,479
Shamokin.....	15,033
Sharon.....	15,270
Sharpsburg.....	8,155
Sharpsville.....	3,634
Shenandoah.....	25,774
Shippensburg.....	3,457
Slatington.....	4,454
South Bethlehem.....	19,973
South Brownsville.....	3,943
South Fork.....	4,592
South Sharon.....	10,190
South Williamsport.....	3,734
Steelton.....	14,246
Stroudsburg.....	4,379
Summit Hill.....	4,209
Sunbury.....	13,770
Susquehanna.....	3,478
Swissvale.....	7,381
Swyersville.....	5,936
Tamama.....	7,462
Tarantum.....	7,434
Taylor.....	9,000
Tiropop.....	5,133
Titusville.....	8,533
Towanda.....	4,281
Turtle Creek.....	4,995
Tyone.....	7,176
Union City.....	3,634
Uniontown.....	13,344
Vandergrift.....	3,876
Vandergrift Hgts.....	3,438
Warren.....	11,080
Washington.....	18,778
Waynesboro.....	7,199
Waynesburg.....	3,545
Wellsboro.....	3,159
West Berwick.....	5,132
West Chester.....	11,767
West Hazleton.....	4,716
West Homestead.....	3,009
West Pottstown.....	6,849
Wilkes-Barre.....	97,105
Wilkinsburg.....	38,924
Williamsport.....	31,860
Wilmington.....	6,133
Windber.....	8,013
Winton.....	5,280
Wyoming.....	3,010
York.....	44,750

RHODE ISLAND.

Bristol.....	8,565
Burrillville.....	7,878
Central Falls.....	22,764
Coventry.....	5,848
Cranston.....	21,107
Cumberland.....	10,107
East Greenwich.....	3,420
East Providence.....	15,808
Johnston.....	5,935
Lincoln.....	9,825
Newport.....	27,149
North Kingstown.....	4,048

North Providence.	5,407
Pawtucket	51,622
Providence	224,326
Scituate	3,493
South Kingstown.	5,173
Tiverton	4,032
Warren	6,585
Warwick	26,629
Westerley	8,696
Woonsocket	33,125

SOUTH CAROLINA.

Abbeville	4,459
Aiken	3,911
Anderson	9,654
Camden	3,569
Charleston	58,833
Chester	4,754
Clinton	3,272
Columbia	26,319
Darlington	3,789
Florence	7,057
Gaffney	4,767
Georgetown	5,580
Greenville	15,741
Greenwood	6,814
Laurens	4,818
Marion	3,844
Newberry	5,028
Orangeburg	5,906
Rock Hill	7,216
Spartanburg	17,517
Sumter	8,109
Union	5,623

SOUTH DAKOTA.

Aberdeen	10,753
Deadwood	3,653
Huron	5,791
Lead	8,392
Madison	3,137
Mitchell	6,515
Pierre	3,656
Rapid City	3,854
Redfield	3,060
Sioux Falls	14,094
Watertown	7,010
Yankton	3,787

TENNESSEE.

Bristol	7,148
Chattanooga	44,604
Clarksville	8,548
Cleveland	5,549
Columbia	5,754
Dyersburg	4,449
Fayetteville	3,149
Harriman	3,489
Humboldt	3,066
Jackson	15,779
Johnson City	8,502
Knoxville	36,346
Lebanon	3,659
Lexing City	3,392
Memphis	131,105
Morristown	4,007
Murfreesboro	4,679
Nashville	110,364
Paris	3,881
Park City	5,126
Rockwood	3,660
Tullahoma	3,049
Union City	4,389

TEXAS.

Ablere	9,204
Amarillo	9,967
Austin	29,860
Ballinger	3,586
Bay City	3,156
Beaumont	20,640
Beville	3,269
Belton	4,164
Big Spring	4,402
Bonham	4,184

Brenham	4,718
Brownsville	10,517
Brownwood	6,697
Bryan	4,132
Cameron	3,263
Childress	8,818
Cleburne	10,364
Coleman	3,046
Corpus Christi	8,222
Corisicana	9,749
Crockett	3,947
Cuero	3,109
Dallas	92,104
Denison	13,632
Denton	4,732
Eagle Pass	3,536
El Paso	39,279
Ennis	5,669
Fort Worth	7,312
Gainesville	7,624
Galveston	36,981
Georgetown	3,096
Gonzales	3,139
Greenville	8,850
Hillsboro	6,115
Houston	78,800
Houston Heights	6,984
Laredo	14,855
Longview	5,155
McKinney	4,714
Marlin	3,878
Marshall	11,452
Mineral Wells	3,950
Mount Pleasant	3,137
Nacogdoches	3,369
Navasota	3,284
New Braunfels	3,165
Orange	5,527
Palestine	10,482
Paris	11,269
Port Arthur	7,663
Quanao	3,127
San Angelo	10,321
San Antonio	66,614
San Marcos	4,071
Seguin	3,116
Sherman	12,412
Smithville	3,167
Stamford	3,902
Sulphur Springs	5,151
Sweetwater	4,176
Taylor	5,314
Teague	3,238
Temple	10,993
Terrell	7,050
Texarkana	9,790
Tyler	10,400
Uvalde	3,998
Vernon	3,195
Victoria	3,673
Waco	26,425
Waxahachie	6,205
Weatherford	5,074
Wichita Falls	8,200
Yoakum	4,657

UTAH.

Brigham	3,685
Eureka	3,416
Logan	7,522
Murray	4,057
Ogden	25,539
Park City	4,439
Provo City	8,925
Salt Lake City	92,777
Spanish Fork	3,464
Springville	3,356

VERMONT.

Barre	10,734
Barton (town)	3,346
Bennington	6,211
Bellows Falls	4,883

Brattleboro	6,517
Burlington	20,468
Derby (town)	3,639
Fair Haven (town)	3,095
Hardwick (town)	3,201
Hartford	4,179
Lyndon (town)	3,204
Montpelier	7,856
Newport (town)	3,684
Northfield (town)	3,226
Poultney (town)	3,644
Randolph (town)	3,191
Rutland	13,546
St. Albans	6,381
St. Johnsbury	6,693
Springfield	3,250
Swanton (town)	3,623
Waterbury (town)	3,273
West Rutland	3,427
Winooski	4,520

VIRGINIA.

Alexandria	15,329
Bristol	6,247
Brno Vista	3,245
Charlottesville	5,748
Clifton Forge	6,235
Covington	4,234
Danville	19,020
Fredericksburg	5,874
Hampton	5,505
Harrisonburg	4,879
Lynchburg	29,494
Martinsville	3,368
Newport News	20,205
Norfolk	67,452
Petersburg	24,127
Portsmouth	33,190
Pulaski	4,807
Radford	4,202
Richmond	127,628
Roanoke	34,874
Salem	3,849
South Boston	3,516
Staunton	10,604
Suffolk	7,008
Winchester	5,884
Wytheville	3,054

WASHINGTON.

Aberdeen	13,660
Anacortes	4,168
Bellingham	24,298
Centralia	4,507
Chittals	4,507
Ellensburg	4,209
Everett	24,814
Hillyard	3,276
Hoquiam	8,171
North Yakima	14,082
Olympia	6,996
Port Townsend	4,181
Puyallup	4,544
Roslyn	3,126
Seattle	237,194
Snobomish	3,244
South Bend	3,023
Spokane	104,402
Tacoma	83,743
Vancouver	9,300
Walla Walla	19,364
Wenatchee	4,050

WEST VIRGINIA.

Benwood	4,976
Birefield	11,188
Charleston	22,996
Chester	3,154
Clarksburg	5,201
Elkins	5,260
Farmont	9,711
Grafton	7,563
Hinton	3,655
Huntington	31,161

Keyser	3,705
Martinsburg	10,698
Morgantown	9,150
Moundsville	8,918
Parkersburg	17,842
Princeton	3,027
Richwood	3,061
Wellsburg	4,189
Wheeling	41,641
Williamson	3,561

WISCONSIN.

Antigo	7,196
Appleton	16,773
Ashland	11,594
Baraboo	6,324
Beaver Dam	6,758
Beloit	15,125
Berlin	4,636
Burlington	3,212
Chippewa Falls	8,893
Cudahy	3,691
De Pere	4,477
Eau Claire	18,310
Fond du Lac	18,797
Fort Atkinson	3,877
Grand Rapids	6,521
Green Bay	25,236
Janesville	13,894
Kaukauna	4,717
Kenosha	21,371
LaCrosse	30,417
Lake Geneva	3,079
Madison	25,531
Manitowoc	13,027
Marinette	14,610
Marsfield	5,783
Menasha	6,081
Menominee	5,036
Merrill	6,839
Milwaukee	373,857
Monroe	4,410
Neeah	5,724
New London	3,333
Oconomowoc	3,054
Oconto	5,629
Oshkosh	33,062
Platteville	4,452
Port Washington	3,792
Portage	5,449
Prairie du Chic	3,149
Racine	38,002
Riunelander	5,637
Rice Lake	3,968
Ripon	3,739
Sheboygan	26,399
South Milwaukee	6,092
Sparta	3,973
Stevens Point	8,692
Stoughton	4,761
Sturgeon Bay	4,262
Superior	40,354
Tomah	3,419
Two Rivers	4,850
Washburn	3,830
Watertown	8,829
Waukesha	8,740
Wausau	3,352
Wauson	16,560
Wauwatosa	3,346
West Allis	6,635
Whitewater	3,224

WYOMING.

Casper	2,639
Cheyenne	11,320
Douglas	2,246
Evanson	2,583
Laramie	8,237
Rockwils	4,256
Rock Springs	5,778
Sheridan	8,408

LARGEST TREE IN THE WORLD.

What is claimed to be the largest tree in the world is the "Gen. Sherman" tree in Sequoia National park, California. It belongs to the pine family and the mammoth or "big tree" species, growing at an elevation of 7,210 feet above sea

level. It is 118 feet in circumference, 36 feet in diameter and 280 feet high. The tree stands about two miles northeast of the Giant Forest and is reached by a horse trail.

POPULATION OF THE UNITED STATES AT EACH CENSUS (1850-1910).

[From the reports of the superintendents of the censuses.]

STATE OR TERRITORY.	1910.	1900.	1890.	1880.	1870.	1860.	1850.
Alabama.....	18 2,138,463	18 1,828,697	17 1,513,017	17 1,262,505	16 996,932	13 964,201	12 771,623
Arkansas.....	25 1,574,449	25 1,311,564	24 1,128,179	25 860,525	26 484,471	25 435,450	26 209,897
California.....	12 2,777,549	21 1,485,053	22 1,208,180	24 964,694	24 660,217	26 379,994	29 92,597
Colorado.....	32 739,040	31 539,700	31 412,198	35 194,327
Connecticut.....	31 1,114,756	29 908,420	29 746,258	28 622,700	25 537,454	24 460,147	21 370,792
Delaware.....	44 202,822	42 184,795	41 168,493	37 146,068	34 125,015	31 112,216	30 91,532
Florida.....	33 752,619	31 628,542	32 391,422	30 269,493	33 187,718	31 140,234	31 87,445
Georgia.....	10 2,609,121	12 2,166,531	12 1,837,353	13 1,642,180	12 1,184,109	11 1,057,286	9 906,185
Idaho.....	43 353,534	43 361,772	43 384,333
Illinois.....	9 2,700,876	8 2,516,462	8 3,893,351
Iowa.....	15 2,234,771	10 2,231,853	10 1,911,896	10 1,624,615	11 1,194,200	20 674,913	27 192,214
Kansas.....	22 1,690,940	22 1,470,495	19 1,427,066	20 996,096	20 864,399	33 107,206
Kentucky.....	14 2,289,900	12 2,147,174	11 1,858,635	8 1,648,090	8 1,321,011	9 1,155,684	8 982,405
Louisiana.....	24 1,656,388	23 1,381,625	25 1,118,587	22 939,946	21 726,915	17 708,002	18 517,762
Maine.....	24 1,742,371	30 694,466	30 661,086	27 648,946	23 626,915	22 628,279	16 583,169
Maryland.....	37 2,935,340	26 1,188,044	27 1,042,390	23 935,930	20 780,894	19 687,049	17 504,234
Massachusetts.....	6 3,366,416	7 2,805,346	6 2,238,943	7 1,783,085	7 1,457,351	7 1,231,066	6 994,514
Michigan.....	8 2,810,173	9 2,420,987	9 2,076,589	9 1,696,937	13 1,184,058	16 749,113	20 397,654
Minnesota.....	2 2,075,703	19 1,751,934	20 1,304,326	26 780,773	28 483,703	30 172,023	33 6,077
Mississippi.....	21 1,737,114	20 1,551,270	21 1,289,600	18 1,131,507	18 827,922	14 791,305	15 606,536
Missouri.....	7 3,293,335	5 3,104,065	5 2,679,184	5 2,163,580	5 1,721,295	8 1,182,012	13 682,044
Montana.....	40 376,053	41 243,329	42 132,159
Nebraska.....	29 1,192,214	27 1,066,800	26 1,058,910	30 452,402	35 122,993	35 28,841
Nevada.....	46 81,875	45 42,335	45 45,761	38 62,266	37 42,491	36 6,857
New Hampshire.....	39 430,572	36 411,588	33 376,590	31 346,991	31 318,300	27 326,073	22 317,976
New Jersey.....	11 2,537,167	16 1,883,669	18 1,444,933	19 1,131,116	17 906,096	21 672,035	19 489,555
New York.....	9 9,113,614	1 7,868,894	1 5,907,853	1 5,082,371	1 4,382,759	1 3,890,735	1 3,027,394
North Carolina.....	16 2,206,287	15 1,835,810	16 1,617,947	15 1,309,750	14 1,671,361	12 992,622	10 869,039
North Dakota.....	37 577,059	39 519,146	39 162,719
Ohio.....	4 4,767,121	4 4,157,545	4 3,672,916	3 3,198,062	3 2,665,200	3 2,369,511	3 1,980,829
Oklahoma.....	35 672,725	35 413,536	38 313,677	36 174,768	36 90,923	34 52,465	32 13,204
Pennsylvania.....	2 7,665,111	2 6,302,115	2 5,258,014	2 4,282,891	2 3,621,951	2 2,906,215	2 2,311,786
Rhode Island.....	58 542,610	54 428,556	55 345,506	53 276,531	52 217,353	49 176,220	28 147,545
South Carolina.....	26 1,515,400	24 1,340,816	23 1,151,149	21 995,571	22 705,006	18 703,708	14 668,507
South Dakota.....	36 583,888	37 401,570	37 328,908
Tennessee.....	17 2,184,789	13 2,020,616	13 1,767,518	12 1,512,350	9 1,258,520	10 1,109,801	5 1,002,717
Texas.....	5 3,896,542	6 3,048,710	7 2,252,523	11 1,591,749	19 818,579	23 604,215	25 212,592
Utah.....	41 573,351	40 276,749	40 207,906
Vermont.....	42 335,956	38 343,641	36 332,422	32 532,236	30 330,551	28 315,098	23 314,120
Virginia.....	20 2,061,612	17 1,854,184	16 1,674,103	14 1,512,565	10 1,325,163	5 1,596,318	4 1,421,661
Washington.....	30 1,141,612	31 518,103	34 349,340
West Virginia.....	23 1,221,119	23 958,800	23 762,794	29 412,014
Wisconsin.....	13 2,353,960	14 2,069,042	14 1,636,880	16 1,315,497	15 1,054,670	15 775,831	24 305,301
Wyoming.....	45 145,964	44 92,531	44 60,705
The states.....	91,109,542	74,610,523	62,116,811	49,371,340	38,155,505	31,218,021	23,067,262
Alaska.....	5 64,356	7 63,592
Arizona.....	3 204,354	6 122,931	4 59,620	6 30,440	8 9,658
Dakota.....	1 357,035	1 278,718	1 230,392	1 133,177	7 14,181	5 4,837
District of Columbia.....	4 191,908	5 154,001	1 177,924	1 181,700	2 75,080	2 51,687
Hawaii.....
Idaho.....
Indian Territory.....	2 392,060
Montana.....
New Mexico.....	2 327,301	4 195,310	2 153,593	4 119,565	2 20,585	1 98,516	1 61,547
Oklahoma.....	1 398,331	3 61,834	5 91,874
In service of U. S. stationed abroad.....	55,608	91,219
Utah.....	2 143,963	3 86,786	3 40,273	3 11,850
Washington.....	5 75,116	4 23,355	1 11,594
Wyoming.....	9 20,789	9 9,118
Porto Rico.....	1,118,012
The territories.....	2,232,609	1,604,943	505,439	784,443	402,876	225,300	124,614
United States.....	93,402,151	76,303,387	62,622,250	50,155,783	38,568,371	31,443,321	23,191,876
Per cent of gain.....	20.9	21	24.9	30.8	22.5	35.58	35.86

NOTE—The narrow column under each census year shows the order of the states and territories when arranged according to magnitude of population.

URBAN POPULATION OF THE UNITED STATES.

[Twelfth census, 1900.]

YEAR.	Total.	Urban.	Pr. ct.	YEAR.	Total.	Urban.	Pr. ct.	YEAR.	Total.	Urban.	Pr. ct.
1900.....	75,468,039	24,592,199	33.1	1860.....	31,443,321	5,072,256	16.1	1820.....	9,638,453	475,135	4.9
1890.....	62,622,250	18,272,503	29.2	1850.....	23,191,876	2,897,586	12.5	1810.....	7,239,881	356,920	4.9
1880.....	50,155,783	11,318,547	22.6	1840.....	17,069,453	1,453,994	8.5	1800.....	5,308,483	210,873	4.0
1870.....	38,558,371	8,071,875	20.9	1830.....	12,866,020	864,500	6.7	1790.....	3,929,214	131,472	3.4

In the above table the total population for 1900 is exclusive of residents on Indian lands and of Hawaii. The urban population in all cases includes persons living in cities and towns of 8,000 or more inhabitants. On the basis of places of 4,000 or more inhabitants the urban population of the United States in 1900 was 23,411,698, or 31.3 per cent.

POPULATION OF THE UNITED STATES AT EACH CENSUS (1790-1840).

[From the reports of the superintendents of the census.]

STATE OR TERRITORY.	1840.		1830.		1820.		1810.		1800.		1790.	
Alabama.....	12	500,756	15	309,527	19	127,901						
Arkansas.....	25	97,574	27	80,388	25	14,273						
California.....												
Colorado.....												
Connecticut.....	20	809,978	16	297,675	14	275,248	9	261,542	8	251,002	8	237,964
Delaware.....	26	78,085	24	76,748	22	72,749	10	72,674	17	64,273	16	59,096
Florida.....	27	54,477	25	34,730								
Georgia.....	9	691,392	10	516,823	11	340,989	11	252,433	12	162,686	13	82,548
Idaho.....												
Illinois.....	14	476,183	20	157,445	24	55,211	23	12,282				
Indiana.....	10	685,896	13	343,031	18	147,178		24,520	20	5,641		
Iowa.....	28	43,112										
Kansas.....												
Kentucky.....	6	779,828	6	687,917	6	564,317	7	408,511	9	220,955	14	73,677
Louisiana.....	19	352,411	19	215,739	17	153,407	18	76,556				
Maine.....	13	501,793	12	399,455	12	298,335	14	228,705	14	151,719	11	96,540
Maryland.....	15	470,019	11	447,400	10	407,350	8	380,546	7	341,548	6	319,723
Massachusetts.....	8	737,699	8	610,408	7	523,287	5	472,040	5	422,345	4	378,787
Michigan.....	23	212,267	26	31,639	26	8,765	24	4,762				
Minnesota.....												
Mississippi.....	17	375,651	22	138,621	21	75,448	20	40,352	19	8,850		
Missouri.....	16	383,702	21	140,455	23	66,580	22	20,845				
Montana.....												
Nebraska.....												
Nevada.....												
New Hampshire.....	22	284,574	18	269,328	15	244,161	16	214,460	11	183,558	10	141,895
New Jersey.....	18	373,306	14	320,823	13	277,575	12	245,562	10	211,149	9	184,139
New York.....	1	2,428,921	1	1,918,608	1	1,372,812	2	959,049	3	689,051	5	340,120
North Carolina.....	7	753,419	5	737,987	4	638,829	4	555,500	4	478,103	3	393,751
North Dakota.....												
Ohio.....	3	1,519,467	4	987,903	5	581,434	13	230,760	18	45,365		
Oregon.....												
Pennsylvania.....	2	1,724,033	2	1,348,293	3	1,049,458	3	810,091	3	602,365	2	434,373
Rhode Island.....	24	108,830	23	97,199	20	83,059	17	76,931	16	69,122	15	63,525
South Carolina.....	11	594,398	9	581,185	8	502,741	6	415,115	6	345,591	7	249,073
South Dakota.....												
Tennessee.....	5	823,210	7	681,904	9	422,823	10	261,727	15	105,692	17	35,691
Texas.....												
Vermont.....	21	291,948	17	280,652	16	235,966	15	235,981	13	154,465	12	85,425
Virginia.....	4	1,239,797	3	1,211,405	2	1,065,396	1	974,600	1	880,200	1	747,610
Washington.....	29	30,945										
West Virginia.....												
Wisconsin.....												
Wyoming.....												
The states.....		17,019,641		12,820,868		9,600,783		7,215,858		5,294,890		
Alaska.....												
Arizona.....												
Dakota.....												
District of Columbia.....	1	43,712	1	39,834	1	33,039	1	24,023	1	14,093		
Idaho.....												
Indian Territory.....												
Montana.....												
New Mexico.....												
Oklahoma.....												
Utah.....												
Washington.....												
Wyoming.....												
The territories.....		43,712		39,834		33,039		24,023		14,093		
On public ships in service of United States.....		6,100		5,318								
United States.....		17,069,453		12,860,602		9,638,453		7,239,881		5,308,483		3,929,214
Per cent of gain.....		32.67		33.55		33.06		36.38		35.10		

NOTE—The narrow column under each census year shows the order of the states and territories when arranged according to magnitude of population.

POPULATION OF HAWAIIAN ISLANDS.

	1910.	1900.	1890.
Island.....	191,909	154,061	89,990
The territory.....	23,952	20,734	11,859
Kauai and Niihau Islands.....			
Oahu Island (including Honolulu district).....	82,028	58,504	31,194
Hawaii Island.....	55,382	46,843	26,754
Kaiulawa Island.....	785	1,777	
Kahoolawe, Lanai, Maui and Molokai Islands.....	29,762	26,743	

PORTO RICO POPULATION STATISTICS.

	1910.	1899.
Territory of Porto Rico.....	1,118,012	953,243
San Juan city.....	48,716	32,048
Ponce city.....	35,027	27,952
Mayaguez city.....	16,591	15,187
Caguas city.....	10,354	5,450
Arecibo city.....	9,612	8,008
Guayama city.....	8,321	5,334

ESTIMATED TRUE VALUE OF PROPERTY IN THE UNITED STATES (1904).

[Report of census bureau.]

State or territory.	Total.	Real property and improvements.*	Live stock.	Farm implements and machinery.	Mfg. machinery, tools and implements.	Gold and silver coin and bullion.
Maine.....	\$775,622,722	\$421,690,961	\$26,203,025	\$9,242,856	\$40,223,927	\$14,053,983
New Hampshire.....	516,809,204	272,629,666	16,046,227	5,421,244	26,518,039	8,202,172
Vermont.....	360,380,089	194,931,444	22,585,624	7,915,414	14,304,651	6,762,289
Massachusetts.....	4,956,578,913	3,243,498,159	35,986,572	9,270,398	239,267,199	71,662,525
Rhode Island.....	799,349,601	523,417,256	5,604,873	1,333,784	58,140,761	10,218,578
Connecticut.....	1,414,635,063	850,340,718	17,451,207	5,195,715	98,683,323	20,391,447
New England.....	8,823,325,592	5,506,508,204	123,877,528	39,379,411	477,137,900	131,255,994
New York.....	14,769,042,207	9,151,979,081	189,662,043	58,806,300	486,774,713	412,832,428
New Jersey.....	3,235,619,973	1,900,273,091	32,319,327	9,796,532	180,212,427	40,863,293
Pennsylvania.....	11,473,620,306	6,591,055,583	160,190,227	54,175,943	515,945,638	168,383,753
Southern N. Atlantic	29,478,282,486	17,643,307,755	382,171,597	122,778,775	1,182,932,778	622,079,474
North Atlantic division	38,301,608,078	23,149,815,959	506,049,125	161,158,186	1,660,070,678	753,335,468
Delaware.....	230,260,976	134,431,240	6,553,949	2,287,336	12,471,865	3,735,338
Maryland.....	1,511,488,172	904,469,735	31,397,196	9,176,116	64,750,990	27,193,340
District of Columbia...	1,040,383,173	830,244,062	1,050,000	142,863	7,668,599	7,216,326
Virginia.....	1,287,970,180	764,544,741	53,776,806	10,985,397	36,040,103	35,570,849
West Virginia.....	840,000,149	364,305,954	36,387,109	5,786,402	25,466,119	19,260,598
Northern S. Atlantic.	4,910,102,650	2,907,995,732	129,165,060	28,378,114	186,397,676	92,976,001
North Carolina.....	842,072,218	399,567,905	48,658,045	10,331,877	42,238,322	35,669,724
South Carolina.....	585,853,222	252,796,767	31,457,603	7,412,083	48,144,618	24,891,557
Georgia.....	1,167,445,671	563,155,476	57,293,670	11,153,402	46,756,710	42,509,839
Florida.....	431,409,200	223,396,227	15,528,803	2,338,576	10,428,895	11,374,000
Southern S. Atlantic.	3,026,780,311	1,438,886,376	152,938,121	31,235,578	147,568,645	114,445,220
South Atlantic division	7,936,882,961	4,346,882,107	282,103,181	59,613,692	293,966,221	207,421,221
Ohio.....	5,946,969,466	3,383,834,608	173,847,240	38,549,941	216,947,620	90,599,335
Indiana.....	3,105,781,739	1,760,058,959	151,798,200	29,374,682	84,079,065	52,137,777
Illinois.....	8,816,556,191	5,468,492,926	268,731,540	48,593,486	227,453,320	150,074,703
Michigan.....	3,282,419,117	2,019,296,499	123,265,031	31,363,928	87,255,370	52,261,341
Wisconsin.....	2,838,678,239	1,682,068,672	131,790,769	32,347,828	87,122,618	44,588,626
Eastern North Central	23,990,404,752	14,313,751,654	849,432,780	180,229,865	702,947,993	389,661,578
Minnesota.....	3,343,722,072	1,982,552,889	126,353,319	35,673,007	45,121,997	25,547,501
Iowa.....	4,048,516,076	2,491,273,987	335,681,475	64,498,622	30,413,593	44,450,260
Missouri.....	3,759,597,451	2,233,765,544	204,030,828	32,137,971	92,524,919	82,726,049
North Dakota.....	735,802,909	371,303,432	65,682,944	18,260,984	1,910,251	7,930,310
South Dakota.....	679,840,939	381,435,856	89,192,677	13,841,321	2,127,430	8,290,763
Nebraska.....	2,009,563,633	1,086,579,628	188,527,537	27,125,233	24,803,815	21,728,589
Kansas.....	2,253,224,243	1,135,004,695	228,644,982	31,967,789	21,425,718	30,775,625
Western N. Central..	16,830,267,327	9,681,915,441	1,238,013,462	228,505,527	218,923,723	235,849,097
North Central division.	40,820,672,079	23,995,667,095	2,087,446,242	403,735,392	921,871,716	625,510,675
Kentucky.....	1,527,486,230	859,247,997	91,489,357	17,682,829	30,907,185	41,372,698
Tennessee.....	1,104,223,979	557,504,977	76,205,984	17,415,988	24,108,906	39,275,807
Alabama.....	965,014,261	446,747,512	50,746,958	10,251,443	42,387,488	35,095,727
Mississippi.....	688,249,022	279,513,715	66,718,297	11,326,725	19,093,957	28,898,636
Eastern S. Central...	4,284,973,492	2,143,014,201	285,160,596	56,674,985	116,487,536	144,642,868
Louisiana.....	1,032,229,006	489,295,161	45,000,956	8,623,258	48,584,306	31,828,798
Arkansas.....	803,907,972	397,239,116	54,966,832	10,237,570	15,869,560	24,550,073
Indian Territory.....	459,021,355	216,761,690	49,026,248	7,878,960	2,276,402	8,827,829
Oklahoma.....	636,013,700	358,088,178	72,617,501	13,146,030	3,649,170	9,867,165
Texas.....	2,836,322,003	1,554,414,941	286,691,300	37,379,975	42,627,409	63,820,940
Western S. Central..	5,767,494,036	3,016,098,996	508,292,837	101,265,793	113,841,847	138,894,802
South Central division.	10,052,467,528	5,159,113,197	793,453,433	157,940,778	230,339,383	283,537,670
Montana.....	746,311,213	328,654,427	53,168,425	5,321,317	7,842,513	6,967,216
Idaho.....	342,871,863	147,771,554	25,944,298	4,781,769	3,313,940	3,800,526
Wyoming.....	229,572,241	131,628,903	35,965,009	1,785,089	956,456	2,160,996
Colorado.....	1,207,542,107	637,662,744	67,362,874	5,352,441	44,520,856	15,528,519
New Mexico.....	332,262,650	154,644,570	30,294,584	1,272,299	1,638,826	3,320,371
Rocky Mountain.....	2,958,560,074	1,400,262,198	202,735,190	18,512,915	68,302,591	32,677,627
Arizona.....	306,302,305	156,425,691	16,682,642	1,134,026	3,598,484	2,970,629
Utah.....	487,768,615	258,595,574	20,435,227	3,598,244	8,740,645	6,331,183
Nevada.....	220,734,507	122,296,975	14,917,223	971,729	17,176,116	930,195
Basin and plateau...	1,014,805,427	537,318,340	51,935,092	5,702,399	12,786,145	10,202,006
Washington.....	1,051,671,432	546,503,248	30,620,408	7,530,973	32,069,434	13,793,355
Oregon.....	852,053,232	541,457,955	36,011,028	7,461,912	13,655,213	11,625,311
California.....	4,115,491,106	2,664,472,025	83,438,037	23,332,016	84,692,799	60,469,970
Pacific.....	6,019,215,770	3,752,433,233	150,069,473	38,324,901	130,417,446	85,888,638
Western division.....	9,992,581,271	5,690,013,776	404,739,755	62,541,915	201,506,182	128,798,269
Continental U. S.....	107,104,211,917	62,341,492,134	4,073,791,736	844,989,863	3,297,754,180	1,998,603,303

*Exclusive of railroads and telegraph and telephone systems, which in certain states are classed as real property.

ESTIMATED TRUE VALUE OF PROPERTY.—CONTINUED.

State or territory.	Railroads and their equipment.	Str ^t railways, shipg, water-works, etc.*	All other. †	Total all property, 1900.	Total land area, 1904.	Estimated population, June 1, 1904.
Maine	\$80,146,000	\$46,063,744	\$137,998,226	\$682,133,741	19,132,800	707,818
New Hampshire	79,786,000	19,242,930	88,961,926	472,145,849	5,779,840	425,612
Vermont	37,311,000	8,999,352	67,556,315	329,916,808	5,839,360	348,129
Massachusetts	250,052,000	270,487,699	836,354,361	4,358,903,855	5,144,960	2,964,013
Rhode Island	25,719,000	37,854,869	137,060,480	710,564,866	682,880	469,776
Connecticut	106,369,000	67,243,242	249,960,411	1,198,753,757	3,084,800	973,284
New England	578,383,000	449,891,836	1,617,891,719	7,752,418,966	39,664,640	5,888,632
New York	898,222,000	1,151,475,505	2,419,290,137	12,505,330,137	30,498,560	7,907,625
New Jersey	333,568,000	204,130,498	534,456,805	2,733,593,134	4,808,960	2,092,498
Pennsylvania	1,420,608,000	570,452,043	1,992,809,119	9,315,140,116	28,692,480	6,719,715
Southern N. Atlantic	2,652,398,000	1,926,058,046	4,946,556,061	24,554,063,387	64,000,000	16,719,388
North Atlantic division	3,230,781,000	2,375,949,882	6,464,447,780	32,306,482,253	103,664,640	22,608,020
Delaware	17,285,000	13,565,926	39,930,322	211,711,483	1,257,600	191,231
Maryland	132,342,000	96,234,840	255,923,950	1,317,372,958	6,362,240	1,246,304
District of Columbia	5,578,000	45,656,083	143,827,245	928,739,773	38,400	298,050
Virginia	211,315,000	40,996,199	224,741,445	1,102,309,696	25,767,680	1,933,464
West Virginia	201,799,000	24,223,954	162,471,103	659,652,551	15,374,080	1,037,204
Northern S. Atlantic	568,319,000	220,977,002	925,894,065	4,219,786,461	48,800,000	4,706,253
North Carolina	113,146,000	18,584,305	173,876,040	681,982,120	31,193,600	2,004,154
South Carolina	75,500,000	18,697,576	126,983,018	485,678,048	19,516,800	1,415,994
Georgia	156,603,000	49,070,561	240,908,273	936,000,450	37,584,000	2,367,923
Florida	80,467,000	16,543,541	71,332,158	355,742,969	35,111,040	591,667
Southern S. Atlantic	425,716,000	102,895,983	613,094,489	2,459,403,587	123,405,440	6,379,728
South Atlantic division	994,035,000	323,872,985	1,438,988,554	6,679,190,048	172,205,440	11,085,981
Ohio	689,797,000	329,196,716	1,024,197,006	5,019,004,453	26,073,600	4,351,633
Indiana	375,541,000	110,075,967	542,716,094	2,606,493,004	22,966,400	2,646,086
Illinois	805,057,000	327,591,493	1,520,471,923	6,976,476,400	35,841,280	5,219,630
Michigan	277,597,000	131,580,197	559,799,760	2,654,281,523	36,787,200	2,530,016
Wisconsin	284,510,000	84,979,252	491,270,474	2,405,354,427	35,363,840	2,196,967
Eastern N. Central	2,432,502,000	983,423,625	4,138,455,257	19,661,609,807	157,032,320	16,944,332
Minnesota	466,734,000	126,062,305	1,276,766,958	2,513,620,826	51,249,120	1,934,208
Iowa	344,847,000	69,812,758	667,538,471	3,367,869,054	35,575,040	2,214,411
Missouri	309,768,000	160,379,067	644,265,373	3,244,532,987	43,985,280	3,277,657
North Dakota	123,390,000	7,563,034	139,871,954	542,380,565	44,917,120	415,571
South Dakota	49,646,000	7,299,617	127,411,275	552,732,580	49,195,520	444,462
Nebraska	263,170,000	32,291,637	365,337,194	1,626,203,203	49,157,120	1,067,756
Kansas	356,356,000	40,497,826	408,551,698	1,938,000,363	52,335,360	1,535,160
Western N. Central	1,913,911,000	443,896,244	2,874,252,833	13,785,339,578	326,914,560	10,889,225
North Central division	4,346,413,000	1,427,319,869	7,012,708,090	33,446,949,385	483,946,880	27,833,557
Kentucky	155,772,000	59,718,312	1,365,120,852	1,365,120,718	25,715,840	2,262,590
Tennessee	131,166,000	47,307,134	1,211,241,183	956,672,000	26,679,680	2,121,856
Alabama	150,211,000	32,589,511	196,974,622	774,682,478	32,818,560	1,954,817
Mississippi	107,884,000	17,445,166	517,368,526	557,581,543	29,671,680	1,655,938
Eastern S. Central	545,033,000	157,070,123	836,880,183	3,654,066,739	114,885,760	7,995,201
Louisiana	123,401,000	59,555,883	201,939,647	815,158,003	29,061,760	1,486,841
Arkansas	124,626,000	18,761,175	157,667,646	604,218,211	33,616,000	1,384,904
Indian Territory	79,405,000	5,879,116	83,966,200	348,272,643	19,705,600	476,812
Oklahoma	78,668,000	7,566,394	92,411,262	463,307,150	24,719,360	526,275
Texas	237,718,000	69,085,770	543,498,668	2,322,151,631	167,934,720	1,373,982
Western S. Central	643,818,000	160,798,338	1,084,483,423	4,553,107,638	275,037,440	7,248,814
South Central division	1,188,851,000	317,868,461	1,921,368,606	8,207,174,377	389,923,200	15,244,015
Montana	196,209,000	18,545,064	129,703,251	613,897,157	93,296,640	283,493
Idaho	91,877,000	5,837,391	59,545,386	276,374,806	53,618,560	191,060
Wyoming	100,307,000	4,619,307	52,119,481	281,432,079	62,460,160	99,959
Colorado	198,261,000	43,839,900	204,663,773	938,170,623	66,341,120	590,280
New Mexico	86,400,000	5,895,116	48,196,184	268,285,425	78,401,920	209,322
Rocky Mountain	673,054,000	78,787,478	494,228,075	2,378,160,091	354,118,400	1,374,114
Arizona	68,356,000	5,321,067	51,123,767	263,015,492	72,857,600	136,807
Utah	90,325,000	17,732,895	82,279,747	412,656,095	52,597,760	303,137
Nevada	43,745,000	2,380,852	34,275,517	190,628,987	70,285,440	42,835
Basin and plateau	202,426,000	25,934,814	168,469,031	866,298,574	195,740,800	482,279
Washington	182,837,000	56,004,366	138,312,648	781,599,063	42,775,040	682,451
Oregon	75,661,000	136,866,056	632,579,729	61,188,480	451,868	51,868
California	350,694,000	206,494,307	641,897,952	3,218,573,255	99,898,880	1,593,717
Pacific	609,192,000	290,813,420	962,076,656	4,633,052,047	203,862,400	2,628,036
Western division	1,484,672,000	395,535,712	1,624,773,762	7,877,510,712	753,721,600	4,484,429
Continental U. S.	11,244,752,000	4,840,546,909	18,462,281,792	88,517,306,775	1,903,461,760	81,256,003

*Including telegraph and telephone systems, electric light and power stations, Pullman and private cars, and canals. †Including products of agricul-

ture, manufactures and mining; imported merchandise; clothing and personal adornments, and furniture, carriages and kindred property.

DISTANCES BETWEEN AMERICAN CITIES.

By the shortest usually traveled railroad routes. Compiled from the war department's official table of distances.

FROM	New York		Chicago.	Phila- delphia.	St. Louis.	Boston.	Baltimore	Cleveland	Buffalo.	San Fran- cisco.	Pitts- burgh.	Cincin- nati.	Milwan- kee.	New Or- leans.	Washing- ton.	Minneap- olis.
	Mis.	Mis.	Mis.	Mis.	Mis.	Mis.	Mis.	Mis.	Mis.	Mis.	Mis.	Mis.	Mis.	Mis.	Mis.	Mis.
Albany.....	145	832	236	1,025	202	833	480	297	3,106	567	724	917	1,517	1,142	1,223	2,252
Atlanta.....	876	739	785	611	1,106	688	786	191	2,805	805	492	818	496	648	1,153	1,153
Baltimore.....	188	802	97	934	418	474	398	3,076	334	593	887	1,184	40	1,222	40
Boston.....	217	1,034	321	1,230	418	682	499	3,076	674	926	1,119	1,602	458	1,454	1,454
Buffalo.....	442	525	416	731	499	398	183	2,799	270	427	610	1,256	438	945	945
Chicago.....	912	821	284	1,034	802	357	525	2,274	468	298	85	810	1,290	420	420
Cincinnati.....	757	298	696	341	926	593	244	427	2,572	313	383	829	553	718	718
Cleveland.....	684	357	493	548	682	474	183	2,631	135	244	442	1,073	437	777	777
Columbus, O.....	637	514	546	428	530	511	138	321	2,588	193	116	939	935	471	794	794
Denver.....	1,934	1,022	1,843	916	2,036	1,850	1,379	1,537	1,371	1,400	1,257	1,087	1,347	1,310	884	884
Detroit.....	693	972	639	483	530	649	173	251	2,468	321	263	857	1,032	655	632	632
Duluth.....	1,891	479	1,300	728	1,513	1,281	701	1,004	2,238	947	777	1,447	1,269	1,623	1,623
El Paso.....	2,310	1,465	2,219	1,245	2,414	2,179	1,703	1,915	1,287	1,866	1,586	1,550	1,195	1,239	1,521	1,521
Galveston.....	1,792	1,144	1,891	860	2,012	1,594	1,408	1,591	1,257	1,481	1,157	1,229	410	1,554	1,340	1,340
Grand Rapids, Mich.....	821	178	815	462	878	796	332	379	2,452	462	308	263	1,090	704	598	598
Helena.....	2,452	1,540	2,361	1,549	2,574	2,342	1,807	2,065	1,250	2,008	1,338	1,455	2,152	2,320	1,119	1,119
Indianapolis.....	825	183	734	240	965	704	283	466	2,457	351	111	268	888	640	603	603
Jacksonville, Fla.....	983	1,097	892	975	1,213	795	1,055	1,138	3,098	1,057	841	1,182	618	755	1,517	1,517
Kansas City.....	1,342	1,484	1,251	277	1,406	1,211	765	967	1,981	898	618	543	880	1,171	573	573
Los Angeles.....	3,143	2,365	3,058	2,084	3,273	2,562	2,774	2,475	2,705	2,425	2,425	2,350	2,007	2,973	2,901	2,901
Louisville.....	671	364	659	277	1,049	707	358	541	2,448	427	889	773	827	827	827
Memphis.....	1,157	627	1,066	611	1,357	969	738	921	2,439	807	474	612	596	929	784	784
Milwaukee.....	997	87	906	369	1,119	897	442	610	2,350	553	383	997	875	835	835
Minneapolis.....	1,332	420	1,241	586	1,454	1,222	777	945	2,066	888	718	855	1,285	1,210
Mobile.....	1,231	929	1,140	647	1,461	1,043	1,029	1,212	2,623	1,068	785	1,014	141	1,003	1,233	1,233
Montreal.....	386	841	477	1,051	330	574	623	434	3,115	704	826	926	1,656	614	1,125	1,125
Newark, N. J.....	9	903	82	1,056	226	179	575	405	3,177	435	748	988	1,803	219	1,323	1,323
New Haven.....	76	980	167	1,411	140	264	628	445	3,254	520	833	1,065	1,448	304	1,400	1,400
New Orleans.....	1,372	912	1,281	639	1,602	1,184	1,073	1,256	2,482	1,142	829	997	1,144	1,285	1,285
New York.....	912	91	1,065	1,917	1,188	584	442	3,186	444	757	997	1,372	238	1,332	1,332
Ogden.....	2,436	1,494	2,315	1,414	2,528	2,246	1,851	2,019	730	1,362	1,791	1,579	1,301	2,284	2,316	2,316
Omaha.....	1,405	493	1,315	413	1,327	1,245	1,750	1,018	1,781	961	732	678	1,080	1,233	861	861
Philadelphia.....	91	821	974	321	97	463	416	3,045	353	666	94	1,281	137	1,241	1,241
Pittsburgh.....	444	468	353	621	674	334	155	270	4,422	313	553	1,142	802	888	888
Portland, Me.....	332	1,149	436	1,345	115	533	797	614	3,423	789	1,041	1,234	1,717	573	1,569	1,569
Portland, Ore.....	3,204	2,292	3,113	2,212	3,326	3,094	2,649	2,817	2,127	2,760	2,580	2,378	2,746	3,082	2,042	2,042
Providence.....	190	1,034	281	1,230	45	378	682	499	3,308	634	926	1,119	1,562	418	1,454	1,454
Quebec.....	530	1,013	621	1,345	402	718	795	612	3,287	876	1,039	1,068	1,827	736	1,433	1,433
Richmond, Va.....	343	879	252	918	573	155	533	653	3,153	417	681	964	1,046	115	1,299	1,299
Rochester, N. Y.....	373	603	361	739	490	354	251	68	2,877	338	495	658	1,324	394	1,023	1,023
St. Joseph, Mo.....	1,332	470	1,301	827	1,474	1,261	573	1,058	1,867	948	698	685	941	1,221	485	485
St. Louis.....	1,033	284	974	1,330	1,034	83	1,494	2,148	981	1,791	1,369	639	834	680	680
St. Paul.....	1,322	410	1,231	576	1,444	1,212	767	935	2,086	873	708	865	1,275	1,200	1,100	1,100
San Antonio.....	1,943	1,204	1,892	920	1,150	1,755	1,468	1,651	1,911	621	1,217	1,269	597	1,715	1,310	1,310
San Francisco.....	3,186	2,274	3,065	2,194	3,308	3,076	2,631	2,739	2,742	2,572	2,350	2,482	3,024	2,068	2,068
Seattle.....	1,515	2,239	2,060	2,332	2,323	2,941	2,586	2,764	957	2,707	2,572	2,154	2,901	3,009	1,818	1,818
Spokane.....	2,812	1,900	2,721	1,332	2,934	2,702	2,257	2,425	1,205	2,368	2,198	1,815	2,535	2,630	1,479	1,479
Springfield, Mass.....	139	935	230	1,131	99	827	539	400	3,209	583	827	1,020	1,511	367	1,355	1,355
Tampa, Fla.....	1,195	1,363	1,104	1,187	1,425	1,007	1,237	1,405	3,310	1,249	1,053	1,394	828	967	1,729	1,729
Toledo.....	705	244	615	437	796	595	113	296	2,518	261	203	329	1,032	565	604	604
Washington.....	228	700	137	894	458	40	437	438	3,004	302	553	875	1,144	1,210	1,210

DISTANCES TO PRINCIPAL SEAPORTS.

Nautical miles from New York, New Orleans, San Francisco and Port Townsend by shortest all-water routes. From "Transportation Routes and Systems of the World," by O. P. Austin of the bureau of statistics, Washington, D. C.

Port.	New York.	New Orleans.	San Francisco.	San Pt. Town- send.
Aden.....	6,532	7,870	11,500	11,300
Antwerp.....	2,325	4,853	13,671	14,446
Batavia.....	10,182	11,598	7,800	7,600
Bombay.....	8,120	9,536	9,780	9,580
Brest.....	2,954	4,458	13,209	13,984
Buenos Aires.....	5,868	6,318	7,511	8,286
Calcutta.....	9,830	11,239	8,990	8,896
Callao.....	9,603	10,142	4,012	4,769
Cape Town.....	6,815	7,374	10,454	11,229
Colombo.....	8,610	10,146	8,900	8,700
Colon.....	1,981	1,380	*3,324	*4,930
Gibraltar.....	3,207	4,576	12,734	13,509
Hamburg.....	3,652	5,243	13,998	14,773
Havana.....	1,227	5,977	12,900	13,675
Hongkong.....	3,169	4,760	13,307	14,082
Yokohama.....	11,610	12,832	9,065	5,866
Honolulu.....	13,269	13,919	8,097	2,370
Liverpool.....	3,053	4,553	13,503	14,278
Manila.....	11,556	12,946	6,289	5,993
Marseilles.....	3,876	5,266	13,334	14,099

Port.	New York.	New Orleans.	San Francisco.	San Pt. Town- send.
Melbourne.....	12,670	12,933	7,040	7,311
Naples.....	4,172	5,662	13,699	14,474
New Orleans.....	1,741	13,539	14,293
New York.....	1,741	13,589	13,848
Nome.....	15,840	16,249	2,705	2,358
Odessa.....	5,370	6,760	14,897	15,672
Perth.....	3,396	9,869	9,439	10,214
Port Said.....	3,122	5,509	12,810	12,610
Port Townsend.....	13,343	14,293	775
Punta Arenas.....	6,890	7,340	6,199	6,968
Panama.....	*2,028	*1,427	3,277	4,052
Rio de Janeiro.....	4,778	5,218	8,339	9,114
San Francisco.....	13,089	13,539	775
St. Petersburg.....	4,632	6,223	†14,960	†15,730
San Juan, P. R.....	1,423	1,539	12,199	12,974
Singapore.....	10,170	11,560	7,502	7,206
Sitka.....	14,391	14,841	1,302	732
Shanghai.....	12,360	13,750	5,550	5,290
Tehuantepec.....	†2,036	†812	†2,139	†2,964
Valparaiso.....	8,460	8,733	5,140	5,902
Vladivostok.....	17,036	17,445	4,706	4,315
Wellington.....	15,500	17,775	5,909	6,375
Yokohama.....	13,040	14,471	4,536	4,240

*Via Panama canal. †Approximately. ‡Eastern end railroad. †Western end.

CENSUS BUREAU STATISTICS OF AMERICAN CITIES IN 1908.

City.	*Incor- poration.	†Land area.	City.	*Incor- poration.	†Land area.	City.	*Incor- poration.	†Land area.
New York, N. Y.	1853	209,218	Newark, N. J.	1836	14,822	Memphis, Tenn.	1849	9,322
Chicago, Ill.	1837	114,932	Minneapolis, Minn.	1867	31,626	Omaha, Neb.	1857	16,380
Philadelphia, Pa.	1701	83,340	Jersey City, N. J.	1827	8,320	New Haven, Conn.	1784	11,460
St. Louis, Mo.	1822	39,277	Louisville, Ky.	1824	13,094	Scranton, Pa.	1866	12,362
Boston, Mass.	1822	26,250	Indianapolis, Ind.	1831	20,369	Syracuse, N. Y.	1348	11,020
Baltimore, Md.	1796	19,290	St. Paul, Minn.	1854	33,339	St. Joseph, Mo.	1853	6,110
Pittsburgh, Pa.	1816	26,034	Providence, R. I.	1832	11,353	Paterson, N. J.	1851	5,167
Cleveland, O.	1836	26,179	Rochester, N. Y.	1834	12,252	Portland, Ore.	1851	26,742
Buffalo, N. Y.	1832	26,496	Kansas City, Mo.	1853	16,743	Atlanta, Ga.	1847	7,680
San Francisco, Cal.	1850	29,765	Toledo, O.	1837	16,450	Richmond, Va.	1782	5,873
Detroit, Mich.	1824	25,423	Denver, Col.	1859	37,348	Fall River, Mass.	1854	21,723
Cincinnati, O.	1819	27,855	Columbus, O.	1816	10,176	Nashville, Tenn.	1806	10,932
Milwaukee, Wis.	1847	14,136	Los Angeles, Cal.	1851	39,174	Dayton, O.	1841	7,213
New Orleans, La.	1805	120,960	Worcester, Mass.	1848	23,683	Grand Rapids, Mich.	1850	10,730
Washington, D. C.	1802	38,408	Seattle, Wash.	1869	35,232			

TOTAL PAYMENTS AND RECEIPTS.

City.	Payments.	Receipts.	City.	Payments.	Receipts.
New York, N. Y.	\$417,141,402	\$434,838,841	Kansas City, Mo.	8,136,275	8,097,842
Chicago, Ill.	95,254,922	95,254,193	Toledo, O.	5,846,173	5,687,257
Philadelphia, Pa.	63,683,976	70,878,266	Denver, Col.	9,821,561	9,453,390
St. Louis, Mo.	26,410,171	30,494,526	Columbus, O.	10,100,461	10,304,858
Boston, Mass.	46,295,582	48,496,266	Los Angeles, Cal.	18,204,515	20,724,132
Baltimore, Md.	20,128,549	19,967,531	Worcester, Mass.	6,080,585	6,022,853
Pittsburgh, Pa.	27,765,576	29,773,613	Seattle, Wash.	15,017,274	14,877,830
Cleveland, O.	21,207,528	21,686,604	Memphis, Tenn.	3,754,838	3,588,970
Buffalo, N. Y.	23,370,260	23,665,759	Omaha, Neb.	4,829,516	5,249,135
San Francisco, Cal.	17,696,619	19,407,090	New Haven, Conn.	4,119,439	4,127,992
Detroit, Mich.	12,575,617	11,971,291	Scranton, Pa.	2,347,232	2,281,043
Cincinnati, O.	20,564,349	20,034,538	Syracuse, N. Y.	6,559,111	6,584,673
Milwaukee, Wis.	12,149,701	12,066,129	St. Joseph, Mo.	1,757,136	2,517,860
New Orleans, La.	22,124,732	21,803,671	Portland, Ore.	6,247,444	7,005,754
Washington, D. C.	16,226,971	16,278,644	Paterson, N. J.	4,721,657	4,549,548
Newark, N. J.	31,825,571	33,173,989	Atlanta, Ga.	3,237,475	3,200,781
Minneapolis, Minn.	7,766,198	8,070,566	Richmond, Va.	5,637,904	5,583,396
Jersey City, N. J.	10,739,003	11,118,612	Dayton, O.	3,265,582	3,244,334
Indianapolis, Ind.	5,889,400	6,080,260	Fall River, Mass.	4,143,225	4,187,008
Louisville, Ky.	8,496,783	9,556,661	Nashville, Tenn.	1,828,792	2,124,973
St. Paul, Minn.	6,372,288	6,419,293	Grand Rapids, Mich.	4,149,210	4,503,705
Providence, R. I.	9,367,344	9,369,620	Hartford, Conn.	4,858,592	4,854,371
Rochester, N. Y.	13,979,461	13,858,636	Cambridge, Mass.	5,042,238	5,028,514

PAYMENTS FOR SPECIFIED PURPOSES.

City.	Govern- ment.	*Pro- tection.	Health.	Charities and Highways, correction.	Education.	†Recre- ation.
New York, N. Y.	\$14,098,840	\$27,554,819	\$11,325,583	\$9,717,943	\$9,391,696	\$29,713,232
Chicago, Ill.	6,140,225	9,953,834	3,294,933	2,694,506	1,920,926	1,334,057
Philadelphia, Pa.	3,898,044	6,043,432	2,201,034	3,213,445	2,489,661	397,990
St. Louis, Mo.	1,476,984	3,322,623	1,354,173	1,703,547	908,519	2,872,306
Boston, Mass.	2,091,766	3,912,750	1,938,047	1,698,237	1,891,282	4,314,192
Baltimore, Md.	1,072,072	2,140,711	905,168	1,713,681	650,352	1,873,824
Pittsburgh, Pa.	1,237,974	2,359,513	984,569	1,134,274	481,359	2,960,530
Cleveland, O.	986,783	1,646,810	720,541	757,603	629,366	2,528,421
Buffalo, N. Y.	776,570	1,935,123	626,046	906,584	496,353	1,710,007
San Francisco, Cal.	1,332,234	2,898,861	626,732	833,303	604,857	251,449
Detroit, Mich.	910,485	1,713,379	540,502	418,098	360,880	1,805,161
Cincinnati, O.	909,597	1,653,683	590,108	859,195	620,951	1,687,479
Milwaukee, Wis.	613,607	1,288,159	713,891	553,203	380,564	1,411,654
New Orleans, La.	592,531	879,166	997,354	453,605	144,234	975,710
Washington, D. C.	1,619,651	2,004,715	797,951	998,467	965,168	2,112,992
Newark, N. J.	671,098	1,401,091	689,459	500,801	613,451	2,013,998
Minneapolis, Minn.	245,361	824,235	262,223	361,725	117,456	1,456,834
Jersey City, N. J.	247,095	910,576	295,469	228,435	80,186	1,005,304
Indianapolis, Ind.	132,883	767,301	232,998	307,674	94,919	1,010,443
Louisville, Ky.	199,285	739,779	283,970	292,096	255,021	800,658
St. Paul, Minn.	171,152	574,478	201,123	418,187	74,031	818,276
Providence, R. I.	225,644	928,734	297,047	573,969	132,864	979,604
Rochester, N. Y.	246,855	717,896	408,942	385,005	195,917	792,849
Kansas City, Mo.	361,442	836,021	205,711	203,190	128,501	1,109,686
Toledo, O.	154,260	457,575	113,192	196,258	34,959	663,844
Denver, Col.	786,438	634,875	242,817	348,223	261,134	1,146,165
Columbus, O.	148,380	495,098	158,856	116,810	44,320	767,244
Los Angeles, Cal.	307,291	881,921	244,719	634,682	43,356	1,368,150
Worcester, Mass.	110,646	429,123	126,019	303,875	234,876	717,426
Seattle, Wash.	360,828	697,241	236,631	255,670	27,879	1,184,495
Memphis, Tenn.	92,020	370,598	163,849	270,271	65,857	304,567
Omaha, Neb.	154,831	333,683	103,996	184,901	561,482
New Haven, Conn.	139,959	468,985	104,147	208,320	113,614	578,452
Scranton, Pa.	82,651	220,033	82,287	138,514	559,472
Syracuse, N. Y.	215,289	425,346	247,844	231,807	148,132	594,336
St. Joseph, Mo.	73,137	210,596	35,611	59,802	13,322	288,213
Portland, Ore.	125,061	546,696	150,163	184,334	1,887	578,549
Paterson, N. J.	74,018	464,772	96,182	97,524	54,728	448,462
Atlanta, Ga.	99,839	397,984	206,799	198,999	102,824	300,453
Richmond, Va.	125,377	302,773	147,737	145,363	65,828	265,469

City.	Government.	*Protection.	Health.	Highways and Charities and correction.	Education.	†Recreation.
Dayton, O.....	98,532	349,656	131,854	176,786	75,142	495,538
Fall River, Mass.....	87,910	307,524	141,580	204,909	145,697	440,743
Nashville, Tenn.....	84,203	243,490	110,130	141,441	34,190	236,054
Grand Rapids, Mich.....	111,453	295,753	119,351	101,585	54,470	582,105
Hartford, Conn.....	128,821	371,611	129,393	197,853	127,950	545,815
Cambridge, Mass.....	112,320	331,594	237,751	204,286	89,523	532,217

*Of life and property—police and fire departments. †Parks, gardens, playgrounds, bathing beaches.

RECEIPTS FROM SPECIAL SOURCES.

City.	Taxes.	Licenses.	Water-works.	City.	Taxes.	Licenses.	Water-works.
New York, N. Y.....	\$169,730,385	\$8,972,746	\$10,856,993	Kansas City, Mo....	\$3,168,021	\$535,419	\$829,066
Chicago, Ill.....	81,843,470	8,608,914	4,942,204	Toledo, O.....	1,942,176	412,739	242,183
Philadelphia, Pa.....	19,531,751	2,358,666	4,235,591	Denver, Col.....	3,581,878	416,618	11,326
St. Louis, Mo.....	11,773,539	1,495,724	1,891,130	Columbus, O.....	1,919,972	285,053	262,666
Boston, Mass.....	23,074,209	1,230,063	2,678,486	Los Angeles, Cal....	3,446,268	717,594	1,055,147
Baltimore, Md.....	7,518,725	902,959	1,336,005	Worcester, Mass....	2,102,255	13,640	402,420
Pittsburgh, Pa.....	11,170,030	945,543	1,022,452	Seattle, Wash.....	3,339,407	364,006	681,240
Cleveland, O.....	7,628,341	1,329,358	1,101,921	Memphis, Tenn.....	1,586,429	189,207	377,438
Buffalo, N. Y.....	6,556,446	709,633	870,010	Omaha, Neb.....	1,552,679	292,967
San Francisco, Cal.	7,073,295	1,582,537	New Haven, Conn..	1,669,013	172,053
Detroit, Mich.....	5,457,955	867,432	718,263	Scranton, Pa.....	965,794	267,522
Cincinnati, O.....	6,843,379	1,202,488	1,022,243	Syracuse, N. Y....	2,018,277	221,189	317,851
Milwaukee, Wis.....	4,889,609	869,525	622,322	St. Joseph, Mo.....	763,083	121,174
New Orleans, La.....	4,771,551	734,212	2,492	Portland, Ore.....	1,747,734	454,273	606,268
Washington, D. C....	5,169,374	549,422	549,422	Paterson, N. J.....	1,372,818	18,996
Newark, N. J.....	3,732,734	615,199	1,061,633	Atlanta, Ga.....	1,267,442	191,141	321,010
Minneapolis, Minn..	3,868,398	483,334	352,932	Richmond, Va.....	1,535,127	165,921	408,837
Jersey City, N. J....	1,482,856	595,739	1,130,146	Dayton, O.....	1,303,901	240,724	152,627
Indianapolis, Ind...	2,621,622	279,139	4,127	Fall River, Mass....	1,518,812	156,501	215,978
Louisville, Ky.....	2,878,548	578,448	706,833	Nashville, Tenn....	954,502	124,174	241,141
St. Paul, Minn.....	1,188,931	421,202	359,072	Grand Rapids, Mich.	1,246,190	77,312	131,794
Providence, R. I....	3,385,134	241,330	743,358	Hartford, Conn.....	1,874,257	76,107	300,291
Rochester, N. Y....	2,973,136	309,634	598,921	Cambridge, Mass....	2,056,788	3,993	375,781

LICENSE RECEIPTS SPECIFIED.

City.	Liquor.	Business.	Dog.	Gen'l.	Permits.	City.	Liquor.	Business.	Dog.	Gen'l.	Permits.
New York.....	\$7,927,700	\$56,142	\$10,288	\$489,016	Kansas City.....	\$315,750	\$169,440	\$13,565	\$24,604	\$12,060
Chicago.....	7,252,687	642,631	\$123,184	438,872	151,540	Toledo.....	404,104	7,833	382	420
Philadelphia.....	1,969,459	252,847	9,300	127,060	Denver.....	311,915	71,124	6,842	9,307	17,430
St. Louis.....	1,122,000	518,598	25,340	104,174	60,612	Columbus.....	244,526	12,030	1,640	25,340	1,547
Baltimore.....	1,151,378	51,322	29,382	7,281	Los Angeles.....	598,252	251,499	16,788	50,485
Boston.....	752,859	71,349	32,173	40,124	6,454	Worcester.....	678	8,811	3,129	1,022
Pittsburgh.....	785,147	60,175	7,510	92,376	335	Seattle.....	301,725	44,214	6,530	11,537
Cleveland.....	1,366,084	6,890	6,415	5,359	6,460	Memphis.....	19,553	83,638	1,408	4,608
Buffalo.....	661,168	68,873	11,531	16,215	11,541	Omaha.....	256,000	13,197	3,141	21,629
San Francisco.....	1,147,182	366,328	9,086	8,560	51,321	New Haven.....	152,788	7,280	2,740	1,809	7,439
Detroit.....	806,516	31,956	7,129	2,534	19,297	Scranton.....	244,336	11,981	4,110	1,605	5,559
Cincinnati.....	1,042,967	86,877	6,556	58,247	7,841	Syracuse.....	199,879	13,481	5,072	886	1,871
Milwaukee.....	421,110	405,530	22,240	1,635	18,910	St. Joseph.....	84,952	28,760	1,730	4,135	1,597
New Orleans.....	478,502	234,656	2,848	4,382	13,824	Portland.....	367,425	26,523	5,774	656	6,995
Washington.....	464,744	135,713	21,490	3,368	19,459	Paterson.....	171,970	13,695	6,203	7,222
Newark.....	556,370	41,285	1,559	15,985	Atlanta.....	189,059	1,361	721
Minneapolis.....	450,460	21,987	4,163	13,993	12,741	Richmond.....	80,856	78,109	6,956
Jersey City.....	552,812	14,186	2,222	26,519	Dayton.....	224,410	5,238	854	8,982	1,240
Indianapolis.....	192,132	20,738	9,259	42,277	14,673	Fall River.....	149,435	5,997	1,069
Louisville.....	373,471	145,723	8,204	31,050	Nashville.....	63,650	58,333	2,191
St. Paul.....	397,440	16,906	1,754	365	4,737	Grand Rapids.....	56,306	15,459	3,491	2,056
Providence.....	196,063	36,195	11,779	1,397	916	Hartford.....	69,718	3,113	2,258	915	103
Rochester.....	281,133	13,635	7,928	1,833	Cambridge.....	39	2,772	1,146	36

NUMBER OF SALOONS AND ANNUAL LICENSE FEES.

City.	Date.	Saloons.	License.	City.	Date.	Saloons.	License.
New York.....	Sept. 30, 1908	10,407	\$150 to \$1,200	Kansas City.....	July 4, 1909	621	\$1,200
Chicago.....	April 30, 1909	7,152	1,000	Toledo.....	May, 1909	604	1,000
Philadelphia.....	May 31, 1909	1,967	1,100	Denver.....	Dec. 31, 1908	493	25 to 825
St. Louis.....	July 1, 1909	2,166	700	Columbus.....	May, 1909	461	1,000
Boston.....	Nov. 30, 1908	817	500 to 2,800	Los Angeles.....	June 30, 1909	274	900 to 1,200
Baltimore.....	May 1, 1909	1,844	500	Worcester.....	March 1, 1909	*7	1
Pittsburgh.....	May 1, 1909	796	1,100	Seattle.....	Dec. 31, 1908	327	1,000
Cleveland.....	May, 1909	1,833	1,000	Memphis.....	Dec. 31, 1908	493	850
Buffalo.....	Sept. 30, 1908	1,452	750	Omaha.....	Dec. 31, 1908	250	1,000
San Francisco.....	June 30, 1909	2,265	500	New Haven.....	Oct. 31, 1908	338	200 to 450
Detroit.....	May 1, 1909	1,603	500 to 800	Scranton.....	April 1, 1909	270	1,100
Cincinnati.....	May, 1909	1,542	1,000	Syracuse.....	Sept. 30, 1908	365	750
Milwaukee.....	June 30, 1909	2,033	2,000	St. Joseph.....	183	1,000
New Orleans.....	Dec. 31, 1908	1,600	350 to 2,100	Portland.....	Dec. 31, 1908	446	300 to 800
Washington.....	Oct. 31, 1908	616	800 to 1,100	Paterson.....	April 30, 1909	499	300
Newark.....	Dec. 31, 1908	1,307	400	Atlanta (no license).....
Minneapolis.....	Dec. 31, 1908	434	1,000	Richmond.....	April 30, 1909	147	950
Jersey City.....	June 30, 1909	972	500	Dayton.....	May, 1909	296	1,000
Indianapolis.....	Dec. 31, 1908	7,750	350	Fall River.....	April 30, 1909	102	300 to 3,000
Louisville.....	Aug., 1908	951	716	Nashville.....	Dec., 1908	112	1,500
St. Paul.....	Dec. 31, 1908	402	1,000	Grand Rapids.....	April 30, 1909	188	500 to 800
Providence.....	Dec. 24, 1908	369	25 to 800	Hartford.....	April 30, 1909	165	200 to 450
Rochester.....	Sept. 30, 1908	517	750	Cambridge.....	April 30, 1909	*20	1

*Pharmacies; no license except to druggists. †Not reported.

DEBT, VALUATION AND TAXATION.

City.	—GROSS DEBT—		Property valuation.	—PER CENT—		Valuation per \$1,000 Property assessed tax per capita.
	Total.	Per capita.		OF FULL VALUE	Real Personal.	
New York, N. Y.	\$89,600,612	\$207.13	\$7,993,650,370	100	100	\$1,842.57
Chicago, Ill.	91,220,123	42.11	477,190,399	15	15	220.30
Philadelphia, Pa.	91,264,581	61.21	1,317,292,057	100	100	883.45
St. Louis, Mo.	21,829,003	36.84	595,500,200	60	40	883.94
Boston, Mass.	108,486,406	176.09	1,330,040,237	100	100	2,158.90
Baltimore, Md.	52,210,883	91.83	666,032,039	100	100	2,160.66
Pittsburgh, Pa.	47,923,310	87.53	704,271,323	80	80	1,286.29
Cleveland, O.	43,533,566	70.28	248,993,100	60	60	506.70
Buffalo, N. Y.	24,681,374	63.02	331,564,456	75	75	846.63
San Francisco, Cal.	11,785,216	*	493,261,319	50	20	16.00
Detroit, Mich.	13,627,983	36.23	350,269,910	100	100	931.14
Cincinnati, O.	53,098,130	152.01	247,886,470	60	60	709.63
Milwaukee, Wis.	11,164,804	34.05	223,040,800	50	50	620.37
New Orleans, La.	32,352,801	39.84	22,549,246	75	75	961.77
Washington, D. C.	14,137,545	44.54	299,772,854	67	100	844.52
Newark, N. J.	37,350,463	123.54	295,780,793	100	100	978.36
Minneapolis, Minn.	12,849,183	43.19	188,424,849	60	60	633.30
Jersey City, N. J.	22,615,867	91.02	232,769,781	100	100	936.86
Indianapolis, Ind.	4,103,930	17.48	176,665,190	70	70	752.49
Louisville, Ky.	12,665,168	51.77	166,302,330	70	70	713.53
St. Paul, Minn.	11,124,435	51.17	111,416,155	50	50	512.50
Providence, R. I.	19,432,887	91.47	232,596,960	100	100	1,094.80
Rochester, N. Y.	13,007,932	67.36	164,156,983	80	80	850.07
Kansas City, Mo.	8,522,753	45.19	152,916,045	50	50	810.87
Toledo, O.	9,446,780	55.79	79,514,200	60	60	469.48
Denver, Col.	6,225,363	40.13	122,356,680	50	30	788.77
Columbus, O.	15,352,027	100.93	90,417,430	60	60	594.73
Los Angeles, Cal.	15,614,015	*	265,190,030	60	25	12.84
Worcester, Mass.	9,021,387	67.34	130,189,676	100	100	971.91
Seattle, Wash.	19,088,106	*	178,136,715	47	40	606.07
Memphis, Tenn.	6,886,162	51.94	80,353,161	60	45	607.91
Omaha, Neb.	8,065,668	61.40	26,793,596	15	15	203.95
New Haven, Conn.	4,137,509	32.93	119,896,388	100	100	962.34
Scranton, Pa.	3,118,351	25.16	72,049,160	80	80	581.23
Syracuse, N. Y.	8,909,945	72.09	103,609,197	92	100	838.21
St. Joseph, Mo.	2,824,981	22.97	37,339,610	60	60	303.56
Portland, Ore.	9,784,722	83.90	215,579,835	70	60	1,848.41
Paterson, N. J.	4,568,777	39.61	92,456,053	100	100	801.57
Atlanta, Ga.	4,195,678	38.30	97,368,829	69	60	888.85
Richmond, Va.	9,223,358	85.52	106,186,794	75	100	894.63
Dayton, O.	5,075,302	47.48	57,847,060	60	60	541.15
Fall River, Mass.	6,177,661	58.11	86,562,734	100	100	814.32
Nashville, Tenn.	4,978,167	47.02	63,459,393	75	75	656.03
Grand Rapids, Mich.	3,184,608	30.66	80,046,002	80	80	770.63
Hartford, Conn.	8,340,697	82.46	71,807,212	80	80	709.94
Cambridge, Mass.	11,442,550	113.56	106,880,298	100	100	1,000.72

*Not computed. †For city corporation.

PER CAPITA RECEIPTS AND PAYMENTS IN 1908.

City.	Receipts.*		Government.	EXPENDITURES									
	Total.	Payments.*		Police.	Fire.	Health.	Sanita- tion.	High- ways.	Charities and correction.	Schools.	Libra- ries.	Recre- ation.†	
New York	\$53.67	\$49.80	\$3.15	\$3.54	\$2.01	\$0.53	\$2.00	\$2.17	\$2.10	\$6.33	\$0.32	\$0.73	
Chicago	30.31	28.62	2.93	2.92	1.51	0.22	1.36	1.29	0.92	4.37	0.16	1.13	
Philadelphia	35.90	29.47	2.60	2.62	0.92	0.26	1.20	2.14	1.66	3.71	0.21	0.59	
St. Louis	38.83	32.64	2.22	2.97	1.75	0.23	1.80	2.56	1.36	4.09	0.24	0.44	
Boston	48.33	43.23	3.26	3.31	2.35	0.44	2.67	2.64	2.95	6.02	0.52	1.51	
Baltimore	26.19	27.40	1.95	2.27	1.47	0.74	1.23	1.30	1.13	3.31	0.10	0.56	
Cleveland	28.84	28.15	1.89	1.54	1.44	0.26	1.12	1.45	1.01	4.47	0.36	0.50	
Pittsburgh	40.48	36.56	2.55	2.09	1.94	0.35	1.56	2.13	0.92	4.93	0.62	0.71	
Detroit	23.28	24.79	2.13	1.83	1.98	0.17	1.10	0.98	0.85	3.96	0.27	0.85	
Buffalo	29.91	27.58	1.91	2.35	2.31	0.23	1.31	2.23	1.22	3.92	0.29	0.57	
San Francisco	45.83	31.54	3.36	3.51	3.22	0.28	1.27	2.07	1.50	4.19	0.20	0.95	
Cincinnati	38.75	40.05	2.54	2.34	1.99	0.19	1.45	2.40	1.45	4.41	0.30	0.25	
Milwaukee	24.06	24.06	1.75	1.54	1.99	0.17	1.86	1.58	1.08	3.75	0.23	0.37	
New Orleans	32.51	33.94	1.80	0.96	1.58	0.42	2.61	1.38	0.44	2.87	0.10	0.20	
Newark	41.20	34.07	2.08	2.35	1.80	0.51	1.66	1.55	1.90	5.99	0.25	0.59	
Washington	41.64	41.62	1.93	3.46	1.35	0.43	2.06	3.11	3.01	6.38	0.20	0.86	
Minneapolis	23.86	22.70	0.86	1.13	1.62	0.15	0.76	2.21	0.41	4.78	0.31	0.51	
Los Angeles	56.37	46.43	1.14	1.63	1.24	0.28	0.63	2.35	0.16	4.76	0.30	0.59	
Jersey City	23.95	22.01	0.97	2.14	1.38	0.13	1.03	0.90	0.32	3.78	0.18	0.11	
Kansas City	27.53	27.33	1.67	1.84	1.68	0.18	1.18	0.91	0.57	4.30	0.16	0.74	
Indianapolis	23.23	22.39	0.59	1.32	2.00	0.16	0.88	1.38	0.42	4.29	0.23	0.52	
Louisville	30.50	25.76	0.90	1.72	1.57	0.14	1.15	1.33	1.16	3.37	0.27	0.33	
Providence	24.98	22.18	1.04	2.02	2.16	0.24	1.14	2.68	0.62	4.44	0.13	0.37	
Seattle	48.30	49.05	1.72	1.35	1.31	0.47	0.66	1.22	0.13	5.28	0.38	0.32	
St. Paul	20.91	20.68	0.82	1.27	1.41	0.20	0.77	5.01	0.36	3.64	0.30	0.73	
Rochester	25.32	25.25	1.65	1.52	1.21	0.29	1.79	1.88	0.96	3.88	0.73	
Denver	33.31	33.99	3.93	3.26	1.73	0.36	1.70	1.74	1.37	5.92	0.22	1.21	
Portland	32.29	28.15	0.70	1.07	1.87	0.11	0.74	1.03	0.01	3.66	0.14	0.25	
Columbus	18.85	29.67	0.91	1.24	1.68	0.18	0.97	0.71	0.27	4.20	0.12	0.09	
Toledo	21.27	21.10	0.93	1.21	1.50	0.16	0.54	1.21	0.22	3.99	0.12	0.26	
Worcester	24.65	22.38	0.79	1.34	1.65	0.36	1.19	2.18	1.69	5.18	0.36	0.28	
Syracuse	26.65	26.47	1.66	1.48	1.58	0.40	1.51	1.79	1.14	4.28	0.31	0.39	
New Haven	18.16	17.68	1.09	1.94	1.62	0.16	0.65	1.62	0.88	4.29	0.20	0.27	

Receipts.*	Payments.*	Government.	EXPENDITURES							Libra-Recre- ries.†	ation	
			Police.	Fire.	Health.	Sanita- tion.	High- ways.	Charities and correction.	Schools.			
Atlanta	21.75	21.07	0.78	1.63	1.41	0.21	1.41	7.56	0.81	2.25	0.11	0.23
Seranton	14.19	14.69	0.66	0.81	0.81	0.69	0.57	1.11	4.30	0.18	0.97
Paterson	16.94	18.87	0.62	1.47	1.86	0.16	0.64	0.81	0.46	4.35	0.18	0.16
Omaha	28.46	24.35	1.29	1.08	1.46	0.21	0.65	1.54	4.51	0.17	0.46
Memphis	22.86	24.47	0.80	1.94	1.67	0.28	1.14	2.35	1.79	2.53	0.12	0.72
Fall River.....	19.08	18.40	0.77	1.36	1.30	0.29	0.95	1.79	1.28	3.68	0.18	0.19
Richmond	25.31	24.87	1.11	1.23	1.61	0.24	1.42	2.75	0.02	5.32	0.40	0.47
Oakland	28.34	31.07	0.66	0.99	1.16	0.23	0.78	1.30	0.31	2.52	0.11	0.21
Nashville	16.95	14.22	0.59	0.81	1.64	0.31	0.80	0.95	0.51	5.03	0.40	0.30
Grand Rapids..	25.21	22.38	1.11	1.07	1.61	0.31	0.80	0.95	0.51	5.03	0.40	0.30
Cambridge	29.11	24.95	1.10	1.64	1.30	0.63	1.70	2.00	0.88	4.93	0.29	0.57
Lowell	19.25	19.89	1.06	1.47	1.59	0.17	0.97	1.81	1.29	4.18	0.21	0.16

*For meeting general governmental expenses. †Including art galleries and museums. ‡Parks, etc.

CONSERVATION OF THE NATIONAL RESOURCES.

NATIONAL CONSERVATION ASSOCIATION.

The National Conservation association, with headquarters in the Colorado building, Washington, D. C., is now the organized head of the conservation movement in the United States. The association came into existence because of an urgent need for an organization open to every man and woman who stood for conservation, which would give them immediate opportunity for united and effective work.

On July 29, 1909, the first step was taken. A group of the men who had led in the fight for conservation met and organized the National Conservation association. Dr. Charles W. Elliot, president emeritus of Harvard university, was made president of the association. Soon after Gifford Pinchot was removed from the government service by President Taft, Dr. Elliot presented his resignation and nominated Mr. Pinchot as his successor. Mr. Pinchot's election as president of the National Conservation association followed, the honorary presidency being accepted by Dr. Elliot.

In a booklet explaining the objects of the association, it is the following:

"The National Conservation association is fighting for the prompt and orderly development of our natural resources, for the welfare of ourselves and our children, and for the rights of the plain people. The association is found neither by political considerations nor official connections. It is free to speak the whole truth.

"That conservation means the use of our natural resources for the benefit of us all and not merely for the profit of a few is already household knowledge. The task which the National Conservation association has set itself is to get this principle put into practical effect."

The association is maintained by annual dues

from membership, which is divided into the following classes:

Members	\$2.00
Active members.....	5.00
Contributing members.....	25.00
Patrons	100.00
Life membership.....	1,000.00

The organization of the National Conservation association is as follows:

Gifford Pinchot, president, Washington, D. C.
Charles W. Elliot, honorary president, Cambridge, Mass.

Overton W. Price, vice-president and treasurer, Washington, D. C.; Thomas R. Shipp, secretary, Washington, D. C.; James R. Garfield, Cleveland, O., and Amos E. R. Pinchot, New York, N. Y., counsel.

NATIONAL CONSERVATION CONGRESS.

The third national conservation congress was held in Kansas City, Mo., Sept. 26-27, 1911. Addresses were made by Dr. Henry Wallace, Dr. Warren H. Wilson, Dr. Harvey W. Wiley, Secretary of the Interior Walter L. Fisher, William J. Bryan and others. Among the resolutions adopted was one recommending the bringing together as a department of health the various human health activities of the United States government as a co-ordinate branch of its administrative work. Another resolution recommended the early opening of the coal lands and other resources of Alaska on a leasing system, national ownership to be retained pending the creation of states within its area.

Officers for 1911-1912: President, J. B. White, Kansas City, Mo.; secretary, Thomas R. Shipp, Colorado building, Washington, D. C.; treasurer, D. Austin Latshaw, Kansas City, Mo.; recording secretary, James C. Gape, Clark, La.

DISTANCE OF VISIBILITY OF OBJECTS ON THE LAKES.

[From "List of Lights and Fog Signals" issued by the United States lighthouse board.]

Height, feet.	Dist., miles.	Height, feet.	Dist., miles.	Height, feet.	Dist., miles.	Height, feet.	Dist., miles.	Height, feet.	Dist., miles.	Height, feet.	Dist., miles.
5.....	2.96	55.....	9.81	110.....	13.87	450.....	28.06	600.....	32.40	800.....	37.42
10.....	4.18	60.....	10.25	120.....	14.49	500.....	29.58	650.....	33.73	900.....	39.69
15.....	5.12	65.....	10.67	130.....	15.08	550.....	31.02	700.....	35.00	1,000.....	41.83
20.....	5.92	70.....	11.07	140.....	15.65						
25.....	6.61	75.....	11.46	150.....	16.20						
30.....	7.25	80.....	11.83	200.....	18.71						
35.....	7.83	85.....	12.20	250.....	20.92						
40.....	8.37	90.....	12.55	300.....	22.91						
45.....	8.87	95.....	12.89	350.....	24.75						
50.....	9.35	100.....	13.23	400.....	26.46						

The distances of visibility given in the above table are those from which an object may be seen by an observer whose eye is at the lake level; in practice, therefore, it is necessary to add to these a distance of visibility corresponding to the height of the observer's eye above lake level.

THE UNITED STATES CENSUS BUREAU.

The bureau of the census in the department of commerce and labor, Washington, D. C., is charged with the duty of taking the periodical censuses of the United States and of collecting such special statistics as are required by congress, including statistics of births and deaths in registration areas, statistics of the cotton production of the country as returned by the ginners, the consumption of cotton and statistics of cities having 30,000 or more inhabitants.

The act passed at the extra session of the 61st

congress and approved July 2, 1909, for the taking of the thirteenth and subsequent censuses provided that a census should be taken of the population, agriculture, manufactures and mines and quarries of the United States in 1910 and every ten years thereafter, and that it should include each state and territory on the mainland, the District of Columbia, Alaska, Hawaii and Porto Rico. An assistant director, a geographer, a chief statistician and other officers and clerks in addition to the regular force in the census office were provided for.

THE BLIND AND THE DEAF (1900).

[Bureau of the census report, 1906.]

STATE OR TERRITORY.	THE BLIND.			THE DEAF.			STATE OR TERRITORY.	THE BLIND.			THE DEAF.		
	Total.	Totally blind.	Partially blind.	Total.	Totally deaf.	Partially deaf.		Total.	Totally blind.	Partially blind.	Total.	Totally deaf.	Partially deaf.
Alabama.....	1,791	1,055	736	1,838	609	724	Nebraska.....	640	361	279	1,220	522	696
Arizona.....	69	44	25	51	25	26	Nevada.....	56	44	12	61	19	551
Arkansas.....	1,587	762	825	1,917	664	633	New Hampshire.....	417	273	156	762	211	551
California.....	1,195	679	499	1,749	591	1,538	New Jersey.....	1,930	612	862	2,385	729	1,565
Colorado.....	296	190	105	472	116	288	New Mexico.....	450	310	140	503	85	216
Connecticut.....	747	452	291	1,514	526	986	New York.....	5,450	3,287	2,190	9,946	3,751	6,196
Delaware.....	142	76	66	255	79	176	North Carolina.....	1,788	992	796	1,642	929	6,122
District of Columbia.....	202	129	73	507	212	285	North Dakota.....	168	94	74	256	135	121
Florida.....	394	223	171	382	169	213	Ohio.....	4,462	2,452	2,014	6,080	2,431	3,649
Georgia.....	2,034	1,138	886	1,817	846	971	Oklahoma.....	250	117	138	282	164	118
Idaho.....	111	68	43	116	51	95	Oregon.....	249	150	99	401	193	217
Illinois.....	3,767	1,990	1,777	6,053	2,564	3,489	Pennsylvania.....	4,441	2,569	1,872	7,547	3,103	4,444
Indiana.....	2,987	1,511	1,476	3,607	1,538	1,969	Rhode Island.....	285	182	103	683	172	411
Iowa.....	2,014	1,017	997	2,352	1,200	1,732	South Carolina.....	1,102	617	485	952	500	452
Indian Territory.....	261	134	127	228	94	134	South Dakota.....	280	161	119	430	191	238
Kansas.....	1,409	704	606	2,096	925	1,171	Tennessee.....	2,400	1,170	1,230	2,526	984	1,642
Kentucky.....	2,780	1,353	1,427	2,619	1,257	1,362	Texas.....	2,085	1,176	919	2,316	1,153	1,164
Louisiana.....	1,071	689	382	1,211	527	684	Utah.....	207	118	89	343	154	187
Maine.....	924	328	386	338	1,257	456	Vermont.....	456	247	209	723	158	565
Maryland.....	783	560	423	1,579	613	965	Virginia.....	1,589	896	703	1,913	880	1,033
Massachusetts.....	2,217	1,260	957	4,015	1,283	2,732	Washington.....	210	117	93	374	168	200
Michigan.....	1,946	1,049	897	3,402	1,357	2,065	West Virginia.....	925	453	472	1,146	559	587
Minnesota.....	887	526	361	1,738	862	876	Wisconsin.....	1,500	817	683	2,476	1,181	1,295
Mississippi.....	1,250	678	572	990	512	478	Wyoming.....	20	13	7	29	9	20
Missouri.....	3,325	1,678	1,647	3,960	1,776	1,990	Total.....	64763	35645	29118	89287	37426	51861
Montana.....	92	69	30	126	70	56							

Of the blind in 1900 57.2 per cent were males and 42.8 per cent females; 55 per cent were totally

and 45 per cent partially blind. The number of white blind was 56,535 and of the colored blind 8,288.

INSANE, FEEBLE-MINDED AND PAUPERS (1903-1904).

[Bureau of the census report, 1906.]

STATE OR TERRITORY.	INSANE.				FEEBLE-MINDED IN INSTITUTIONS, 1904.	PAUPERS IN ALMSHOUSES, 1904.	STATE OR TERRITORY.	INSANE.				FEEBLE-MINDED IN INSTITUTIONS, 1904.	PAUPERS IN ALMSHOUSES, 1904.
	No. Dec. 31, 1903.	No. per 100,000 population.	Increase or decrease 1890 to 1903.	Increase or decrease 1890 to 1903.				No. Dec. 31, 1904.	No. per 100,000 population.	Increase or decrease 1890 to 1904.	Increase or decrease 1890 to 1904.		
Alabama.....	1,003	82.6	+14.5	1,500	Nevada.....	200	472.4	+72.5	518		
Arizona.....	224	165.5	+58.2	582	New Hampshire.....	496	116.9	-138.0	1,786		
Arkansas.....	697	4.4	-21.6	1,557	New Jersey.....	4,865	233.4	+19.5	527	3,525		
California.....	5,717	361.3	+62.1	638	2,470	New Mexico.....	113	54.2	+11.4		
Colorado.....	754	138.9	+49.8	33	1,062	New York.....	26,176	339.0	+41.5	2,594	22,866		
Connecticut.....	2,831	282.9	+17.4	262	4,403	North Carolina.....	1,883	94.5	-12.1	2,382		
Delaware.....	353	185.2	+50.2	461	North Dakota.....	446	122.2	+1.2	86	347		
Dist. of Columbia.....	2,453	828.6	+143.7	378	Ohio.....	8,621	199.0	+8.0	1,307	15,263		
Florida.....	713	123.4	+33.7	504	Oklahoma.....	418	80.5	+69.2	139		
Georgia.....	2,839	120.7	+21.9	1,758	Oregon.....	1,285	286.9	+82.9	802		
Idaho.....	235	135.6	+37.2	1,507	Pennsylvania.....	11,521	172.6	+11.3	2,201	18,792		
Illinois.....	9,607	185.5	+11.9	10,081	2.8	Rhode Island.....	1,077	285.0	+4.9	1,539		
Indiana.....	4,358	165.5	+15.4	1,118	4,920	South Carolina.....	1,156	82.1	+2.9	1,118		
Iowa.....	4,485	186.9	+19.7	1,152	2,915	South Dakota.....	595	14.5	+47.2	809		
Kansas.....	2,460	105.6	+39.9	434	1,355	Tennessee.....	1,713	81.1	-23.3	3,272		
Kentucky.....	3,058	135.9	-10.9	244	2,091	Texas.....	3,345	100.1	+25.4	1,814		
Louisiana.....	1,585	107.4	+26.0	224	Utah.....	344	114.5	+34.7	308		
Maine.....	885	125.3	-71.2	1,980	Vermont.....	887	255.1	+7.5	645		
Maryland.....	2,505	202.0	+44.1	176	3,250	Virginia.....	3,137	162.9	-17.5	46	4,074		
Massachusetts.....	8,679	288.5	+15.9	995	14,332	Washington.....	1,178	204.6	-24.9	124	726		
Michigan.....	5,439	215.6	+37.7	637	5,006	West Virginia.....	1,475	143.3	+1.8	175	1,600		
Minnesota.....	4,070	213.1	+43.7	1,071	1,084	Wisconsin.....	5,023	227.9	+19.6	710	2,698		
Mississippi.....	1,433	90.8	+2.2	744	Wyoming.....	96	93.0	-27.1		
Missouri.....	5,103	156.5	+28.9	354	3,588	Total.....	130,151	186.2	+16.2	16,946	163,178		
Montana.....	543	194.4	+49.1	1,073								
Nebraska.....	1,536	143.9	+55.9	386	638								

INSANE IN FOREIGN COUNTRIES.

COUNTRY.	Year	Number	No. per 100,000 populat'n	COUNTRY.	Year	Number	No. per 100,000 populat'n
England and Wales.....	1903	113,364	340.1	Austria.....	1901	14,896	57.0
Scotland.....	1903	16,658	363.7	Hungary.....	1902	2,716	14.1
Ireland.....	1903	22,138	490.9	Netherlands.....	1903	8,458	167.5
Switzerland.....	1901	12,819	238.6	Switzerland.....	1901	7,434	224.2
France.....	1904	69,190	177.5	Norway.....	1902	1,833	80.5
Germany.....	1901	108,004	191.6	Sweden.....	1903	5,083	97.3
Italy.....	1899	34,802	109.2	Denmark.....	1901	3,438	140.3

STATISTICS OF CRIME IN THE UNITED STATES.

[From special reports by census bureau.]

June 30, 1904, there were in the United States 1,337 prisons of all kinds receiving persons sentenced for crime. The total number of inmates on the same date was 81,772, or 100.6 per 100,000 of

estimated population. Distributed by sex, color, nativity and race they were as follows for the main geographical divisions:

DIVISION AND SEX.	Aggregate.	WHITE.				COLORED.			
		Total.	Na-tive.	For- eign born.	Un- known	Total.	Negro.	Mon- golian.	Indian
North Atlantic—Males.....	24,882	22,193	15,170	6,994	29	2,689	2,661	15	13
Females.....	2,507	2,156	1,193	960	3	351	349	2
Total.....	27,389	24,349	16,363	7,954	32	3,040	3,010	15	16
South Atlantic—Males.....	10,535	2,758	2,387	163	208	7,777	7,767	1	9
Females.....	615	101	86	10	5	514	514
Total.....	11,150	2,859	2,473	173	213	8,291	8,281	1	9
North Central—Males.....	20,361	16,295	13,562	2,536	177	4,095	3,832	3	261
Females.....	659	593	309	89	241	236	5
Total.....	21,000	16,888	13,871	2,645	177	4,307	4,068	3	266
South Central—Males.....	14,055	4,297	3,839	453	5	9,758	9,752	3
Females.....	559	42	41	1	517	517
Total.....	14,614	4,339	3,880	454	5	10,275	10,269	6
Western—Males.....	7,436	6,737	5,016	1,682	9	699	414	170	115
Females.....	183	134	97	37	49	45	3
Total.....	7,619	6,871	5,143	1,719	9	748	459	171	118
Continental United States—Males.....	77,269	52,290	40,004	11,848	428	24,989	24,426	189	374
Females.....	4,503	2,831	1,726	1,097	8	1,572	1,661	1	10
Total.....	81,772	55,111	41,730	12,945	436	26,661	26,087	190	384

PRISONERS BY STATES AND TERRITORIES.

State or territory.	No. Per 100,000 pop.	State or territory.	No. Per 100,000 pop.	
Maine.....	496	70.0	New Mexico.....	265
New Hampshire.....	416	97.7	Arizona.....	318
Vermont.....	274	78.7	Utah.....	223
Massachusetts.....	5,684	187.2	Nevada.....	129
Rhode Island.....	604	130.6	Idaho.....	196
Connecticut.....	1,125	115.4	Washington.....	911
New York.....	9,862	126.7	Oregon.....	399
New Jersey.....	2,720	131.9	California.....	3,355
Pennsylvania.....	6,208	92.3	Western division.....	7,619
North Atlantic division.....	27,389	121.6	Continental United States.....	81,772
Delaware.....	160	83.6	CLASSIFICATION OF CRIMES.	
Maryland.....	1,867	149.7	Against society.....	17,739
District of Columbia.....	46	15.4	Against the person.....	26,017
Virginia.....	1,895	97.9	Against property.....	37,168
West Virginia.....	1,139	109.6	Double crimes.....	126
North Carolina.....	1,185	59.1	Unclassified.....	127
South Carolina.....	1,045	73.7	Offense not stated.....	597
Georgia.....	2,579	108.3	CONVICTED OF HOMICIDE.	
Florida.....	1,234	211.1	Maine.....	44
South Atlantic division.....	11,150	100.5	New Hampshire.....	23
Ohio.....	3,363	77.2	Vermont.....	1F
Indiana.....	2,138	80.7	Massachusetts.....	12A
Illinois.....	3,180	60.8	Rhode Island.....	24
Michigan.....	1,995	73.3	Connecticut.....	74
Wisconsin.....	1,366	61.5	New York.....	472
Minnesota.....	1,067	55.2	New Jersey.....	121
Iowa.....	1,255	53.1	Pennsylvania.....	374
Missouri.....	2,793	85.1	North Atlantic division.....	1,267
North Dakota.....	203	54.6	Delaware.....	16
South Dakota.....	245	57.9	Maryland.....	124
Nebraska.....	519	49.6	Virginia.....	261
Kansas.....	2,876	193.3	West Virginia.....	263
North central division.....	21,000	75.2	North Carolina.....	263
Kentucky.....	2,221	98.1	South Carolina.....	340
Tennessee.....	1,997	94.0	Georgia.....	793
Alabama.....	2,068	105.6	Florida.....	304
Mississippi.....	1,238	74.7	South Atlantic division.....	2,364
Louisiana.....	1,630	112.9	Ohio.....	300
Texas.....	4,504	133.2	Indiana.....	178
Oklahoma.....	22	4.2	Illinois.....	463
Arkansas.....	894	63.8	Michigan.....	173
South central division.....	14,614	95.7	Wisconsin.....	137
Montana.....	571	200.8	Minnesota.....	101
Wyoming.....	230	219.5	Iowa.....	116
Colorado.....	1,023	172.9	Missouri.....	333
			North Dakota.....	89

State or territory.	No.	Per 100,000 pop.
South Dakota.....	28	6.6
Nebraska.....	49	4.6
Kansas.....	441	29.6
North central division.....	2,352	8.4
Kentucky.....	560	24.7
Tennessee.....	376	17.7
Alabama.....	623	32.1
Mississippi.....	444	26.8
Louisiana.....	540	36.3
Texas.....	995	29.4
Arkansas.....	200	14.4

South central division.....	3,743	24.5
Montana.....	99	34.3
Wyoming.....	41	39.1
Colorado.....	137	23.2
New Mexico.....	83	42.0
Arizona.....	81	59.1
Utah.....	13	5.9
Nevada.....	21	49.6
Idaho.....	32	16.7
Washington.....	32	14.0
Oregon.....	45	9.9
California.....	404	25.3

Western division.....	1,048	23.3
Continental United States.....	10,774	13.3

PRISONERS ACCORDING TO SENTENCE.

Death.....	133	4 years.....	2,879
Imprisonment—Life.....	5,026	3 years.....	5,457
Indeterminate.....	12,352	2½ years.....	902
21 years and over.....	1,591	2 years.....	6,313
20 years.....	1,405	1½ years.....	1,234
15 to 19 years.....	3,152	1 year.....	5,253
10 to 14 years.....	5,192	At least 1 year.....	43,679
9 years.....	374	Under 1 year.....	20,033
8 years.....	1,190	Period not stated.....	499
7 years.....	1,777	All sentences.....	81,772
6 years.....	1,464		
5 years.....	6,446		

PRISONERS COMMITTED IN 1904.

During 1904 a total of 149,691 prisoners were committed in the United States on term sentences. Assuming that those enumerated on June 30, 1904—namely, 81,772—represent the average number in prisons on any given date, it will be seen that the prison population on a fixed date constitutes about 54.6 per cent of the number committed on term sentences during a year.

Of the prisoners committed in 1904 244 were for homicide, 1,484 for robbery and 7,161 for burglary. The distribution by color, sex, race and nativity was as follows:

	Total.	Male.	Female.
White—Native.....	86,833	80,967	5,866
Native parentage.....	51,930	48,565	3,365
Foreign parentage.....	24,448	22,631	1,817
Mixed parentage.....	5,667	5,212	455
Parentage unknown.....	4,788	4,569	229
Foreign born.....	35,093	30,613	4,480
Nativity unknown.....	3,167	3,090	77
Total white.....	125,093	114,670	10,423
Colored—Negro.....	23,698	20,865	2,833
Mongolian.....	186	183	3
Indian.....	714	647	67
Total colored.....	24,598	21,695	2,903
Aggregate.....	149,691	136,365	13,326

LITERACY.

Of the prisoners committed in 1904 83 per cent were literate and 12.6 per cent illiterate; 1.1 per cent could read but not write and 13.0 per cent could neither read nor write.

FOREIGN-BORN PRISONERS.

Country.	Pct.	Country.	Pct.
Austria.....	2.9	Mexico.....	1.4
Canada.....	19.1	Norway.....	1.4
Denmark.....	0.6	Poland.....	3.0
England and Wales.....	9.2	Russia.....	3.5
France.....	1.0	Scotland.....	3.5
Germany.....	12.3	Sweden.....	2.9
Hungary.....	1.2	Switzerland.....	0.5
Ireland.....	36.2	Other countries.....	4.3
Italy.....	6.1		

AGES OF PRISONERS COMMITTED IN 1904.

	Total.	Male.	Female.
10 to 14 years.....	695	642	53
15 to 19 years.....	13,886	12,909	977
20 to 24 years.....	26,983	24,647	2,336
25 to 29 years.....	23,278	21,153	2,125
30 to 34 years.....	19,173	17,245	1,928
35 to 39 years.....	17,460	15,683	1,777
40 to 44 years.....	14,260	12,850	1,410
45 to 49 years.....	10,415	9,471	944
50 to 59 years.....	12,306	11,335	971
60 to 69 years.....	5,069	4,614	455
70 years and over.....	1,072	943	129

All known ages.....144,597 131,492 13,105

MARITAL CONDITION.

Of the prisoners committed in 1904 63.9 per cent were single, 26.1 married, 4.1 widowed, 0.5 divorced and 5.3 unknown. Of the male prisoners 66.3 per cent were single and 24.2 per cent married, while of the female prisoners 39.1 per cent were single and 46.2 per cent married.

OCCUPATION.

Occupations.	Pct.
Professional.....	0.9
Clerical and official.....	2.1
Mercantile and trading.....	2.6
Public entertainment.....	0.7
Personal service, police and military.....	1.8
Laboring and servant.....	50.1
Manufacturing and mechanical industry.....	23.7
Agriculture, transportation and other outdoor.....	17.2
All other occupations.....	0.9

JUVENILE DELINQUENTS ENUMERATED

JUNE 30, 1904.

	Total.	Male.	Female.
White—Native.....	17,989	14,130	3,859
Foreign born.....	1,874	1,562	312
Nativity unknown.....	9	3	6

Total white.....	19,872	15,695	4,177
Colored—Negro.....	3,112	2,433	679
Mongolian.....	2	2	...
Indian.....	48	47	1

Total colored.....	3,162	2,482	680
Aggregate.....	23,034	18,177	4,857

JUVENILE DELINQUENTS COMMITTED DURING 1904.

	Total.	Male.	Female.
White—Native.....	9,061	7,776	1,285
Native parentage.....	4,440	3,812	628
Foreign parentage.....	2,947	2,659	288
Mixed parentage.....	1,145	969	176
Parentage unknown.....	529	336	193
Foreign born.....	1,116	1,020	96
Nativity unknown.....	61	39	22

Total white.....	10,238	8,835	1,403
Colored—Negro.....	1,550	1,294	256
Mongolian.....	2	2	...
Indian.....	24	23	1

Total colored.....	1,576	1,319	257
Aggregate.....	11,814	10,154	1,660

FLOOD AT BLACK RIVER FALLS, WIS.

Black River Falls, Wis., a city of about 2,000 inhabitants, was visited by a disastrous flood Oct. 6 and 7, 1911. The Black river, on the banks of which the town stands, overflowed its banks after a period of heavy rains and washed away business houses and residences. Most of the structures stood on sandy foundations and were undermined, caus-

ing them to topple over and disappear in the rushing waters. Practically all of the inhabitants had to pass a night and a day without shelter and almost without food, but fortunately no lives were lost. The damage to property was estimated at \$1,200,000.

STATE PRISONS IN THE UNITED STATES.

Alabama—Wetumpka.
 Alaska—Sitka (U. S. jail).
 Arizona—Florence.
 Arkansas—Little Rock.
 California—Folsom.
 San Quentin.
 Colorado—Canon City.
 Connecticut—Weathersfield.
 Delaware—Wilmington (work-house).
 District of Columbia—U. S. jail.
 Florida—Tallahassee (commis-sion).
 Georgia—Atlanta (commission).
 Illinois—Joliet, Chester.
 Idaho—Boise.
 Indiana—Michigan City.
 Indianapolis (women).
 Iowa—Fort Madison, Anamosa.
 Kansas—Lansing.
 Kentucky—Frankfort.
 Eddyville (branch).
 Louisiana—Baton Rouge.
 Maine—Thomaston.
 Maryland—Baltimore.

Massachusetts—Charlestown.
 Bridgewater.
 South Framingham (women).
 Michigan—Jackson.
 Marquette (branch).
 Minnesota—Stillwater.
 Mississippi—Jackson (commis-sion).
 Missouri—Jefferson City.
 Montana—Deer Lodge.
 Nebraska—Lincoln.
 Nevada—Carson City.
 New Hampshire—Concord.
 New Mexico—Santa Fe.
 New Jersey—Trenton.
 New York—Auburn.
 Dannemora (Clinton).
 Sing Sing (Ossining).
 North Carolina—Raleigh.
 North Dakota—Bismarck.
 Ohio—Columbus.
 Oklahoma—McAlester.
 Oregon—Salem.
 Pennsylvania—Philadelphia.
 Allegheny (Pittsburgh).

Rhode Island—Howard.
 South Carolina—Columbia.
 South Dakota—Sioux Falls.
 Tennessee—Nashville.
 Petros (branch).
 Texas—Huntsville.
 Rusk.
 Utah—Salt Lake City.
 Vermont—Windsor.
 Virginia—Richmond.
 Washington—Walla Walla.
 West Virginia—Moundsville.
 Wisconsin—Waupun.
 Wyoming—Rawlins.

UNITED STATES PRISONS.

Atlanta, Ga.—Penitentiary.
 Fort Leavenworth, Kas.—Penitentiary.
 McNeil's Island, Wash.—Penitentiary.
 Mare Island, Cal.—Naval prison.
 Boston, Mass.—Naval prison.
 Portsmouth, N. H.—Naval prison.

BENEVOLENT INSTITUTIONS IN THE UNITED STATES (1904).

STATE OR TERRITORY.	BENEVOLENT INSTITUTIONS IN THE UNITED STATES (1904).							STATE OR TERRITORY.	BENEVOLENT INSTITUTIONS IN THE UNITED STATES (1904).						
	Orphan-ages.	Hospitals.	Perman't homes.	Tempor'y homes.	For deaf and blind.	Nurseries.	Dispensar-ies.		Orphan-ages.	Hospitals.	Perman't homes.	Tempor'y homes.	For deaf and blind.	Nurseries.	Dispensar-ies.
Alabama.....	8	9	4	1	3	Nebraska.....	7	17	5	4	2	1
Arizona.....	5	10	1	1	Nevada.....	1	
Arkansas.....	4	13	5	2	2	New Hampshire.....	15	19	13	
California.....	47	50	27	15	3	10	New Jersey.....	46	48	32	17	2	13	4
Colorado.....	10	32	3	8	1	3	2	New Mexico.....	2	11	
Connecticut.....	21	21	23	9	4	5	3	New York.....	147	194	118	82	16	62	40
Delaware.....	6	3	6	1	North Carolina.....	15	21	4	4	2	1	1
District of Columbia.....	12	13	12	12	2	3	3	North Dakota.....	2	8	1	2	1
Florida.....	7	17	6	1	1	1	Ohio.....	105	74	41	27	5	8	7
Georgia.....	22	17	10	6	2	2	Oklahoma.....	3	1	1	1
Idaho.....	6	5	1	Oregon.....	5	6	4	4	2	1
Illinois.....	63	105	42	22	5	6	11	Pennsylvania.....	94	145	84	45	8	18	16
Indian Territory.....	3	2	1	1	Rhode Island.....	12	9	8	5	1	8	8
Indiana.....	50	31	19	8	2	2	5	South Carolina.....	9	8	5	2	1	2
Iowa.....	12	41	14	10	2	2	2	South Dakota.....	2	8	1	2
Kansas.....	14	23	7	4	2	Tennessee.....	18	13	8	6	2	1	1
Kentucky.....	26	29	14	11	2	Texas.....	17	31	12	12	3	1
Louisiana.....	25	10	13	4	3	1	Utah.....	3	7	1	1
Maine.....	10	12	14	6	1	Vermont.....	5	9	8	1
Maryland.....	38	32	19	11	4	3	10	Virginia.....	27	19	21	6	1	1	2
Massachusetts.....	52	93	73	47	7	20	13	Washington.....	9	28	4	5	1
Michigan.....	23	50	20	6	6	West Virginia.....	7	20	2	2	1	1
Minnesota.....	15	44	10	8	2	3	3	Wisconsin.....	15	43	13	9	3
Mississippi.....	6	6	1	2	Wyoming.....	5	5	1
Missouri.....	31	55	22	14	5	5	8	Total.....	1075	1493	753	449	115	106	156
Montana.....	2	16	2	2	1								

The cost of maintenance by classes of all institutions included in the above table was in 1903: Orphanages, \$10,050,587; hospitals, \$23,200,869; permanent homes, \$9,916,180; temporary

homes, \$3,030,035; institutions for deaf and blind, \$3,523,683; nurseries, \$327,650; dispensaries, \$519,620; total, \$55,577,633.

FAMINE IN CHINA.

Famine conditions prevailed in the Anhui and Hupeh provinces of China in the spring and summer of 1911. The harvests in the fall of 1910 were almost complete failures on account of heavy rains and floods and before the winter was over the greater part of the population was on the verge of starvation. Missionaries and local officials did what they could to alleviate the suffering, distributing supplies of flour and other articles received from America and Japan, but thousands of the people

had to subsist on roots and grasses. At Shayank in Hupeh province twenty-one persons were trampled to death while the missionaries were trying to distribute food. The Rev. E. C. Lebenstine, who made a trip of inspection through the famine district in Anhui province, estimated that 2,500,000 persons were practically starving. How many died from want was not reported, but the number was thought to be very large.

DESTRUCTION OF BATTLE SHIP LIBERTE.

Fire followed by a series of explosions destroyed the first class French battle ship Liberte in the harbor of Toulon, France, Sept. 25, 1911, with a loss of 235 lives. The fire was discovered at 5 o'clock in the morning and at first was not thought to be serious, but it made rapid progress and soon penetrated to the accumulation magazines, which had

not been flooded. Several terrific explosions occurred which opened up fissures in the armor and framework of the vessel, which soon sank. The Liberte carried a crew of 733 officers and men, and of these many were killed in their berths. Besides the 235 who were lost, eighty-eight were wounded. The cost of the vessel was about \$7,000,000.

UNITED STATES MORTALITY STATISTICS.

[From census bureau report, 1910.]

Deaths per 1,000 of population in the registration areas of the United States:

	Annual av.						
	1901 to 1905.	1904.	1905.	1906.	1907.	1908.	1908.
Registration area.....	16.6	16.2	16.1	16.1	16.5	16.4	16.4
Registration cities.....	17.2	17.5	16.9	17.2	17.6	17.2	17.2
Registration states.....	15.9	16.4	15.9	16.1	16.4	16.3	16.3
Cities in registration states.....	17.4	17.9	17.2	17.8	18.0	16.5	16.5
Rural part of registration states.....	11.1	14.4	14.3	14.1	14.5	14.0	14.0
Other states.....	16.9	17.1	16.6	15.9	16.6	15.5	15.5

The registration area includes seventeen states and the District of Columbia, containing 51.8 per cent of the total estimated population of continental United States. The total number of deaths reported in this area in 1908 was 691,574. The estimated population of the area was 45,028,767 and the death rate was consequently 15.4 per 1,000 of population.

PROPORTIONAL DEATHS BY SEXES AND AGES.

	Per 1,000 deaths.						
	Annual av.						
	1901 to 1905.	1904.	1905.	1906.	1907.	1908.	1908.
Male.....	536.2	537.3	536.9	544.4	547.3	543.0	543.0
Female.....	463.8	462.7	463.1	455.6	452.7	457.0	457.0
Under 1 year.....	159.3	165.5	163.5	202.3	190.3	197.3	197.3
1 year.....	42.2	40.4	40.3	43.9	40.1	40.2	40.2
2 years.....	18.9	17.7	17.7	18.5	17.5	18.0	18.0
3 years.....	12.0	11.5	10.0	11.3	11.1	11.2	11.2
4 years.....	8.9	8.5	7.9	8.2	7.9	7.9	7.9
Under 5.....	271.3	264.6	270.2	284.1	267.5	274.5	274.5
5 to 9.....	25.8	25.0	23.5	23.3	22.3	22.9	22.9
10 to 14.....	16.4	17.0	16.2	15.9	15.3	15.3	15.3
15 to 19.....	27.4	28.1	27.4	27.2	26.7	26.2	26.2
20 to 24.....	42.0	42.1	41.4	40.7	40.6	39.2	39.2
25 to 29.....	46.1	46.0	44.8	43.5	42.8	41.4	41.4
30 to 34.....	45.6	45.8	44.9	43.3	43.9	42.0	42.0
35 to 39.....	47.8	48.0	48.2	46.8	47.8	45.1	45.1
40 to 44.....	46.7	46.8	46.1	41.2	45.5	44.2	44.2
45 to 49.....	45.4	46.2	47.6	46.7	47.5	47.3	47.3
50 to 54.....	48.5	49.3	48.9	47.4	48.9	49.3	49.3
55 to 59.....	49.2	49.6	49.6	48.6	50.0	50.2	50.2
60 to 64.....	55.7	57.0	56.9	54.9	57.2	57.0	57.0
65 to 69.....	57.4	57.5	58.7	57.8	60.4	60.0	60.0
70 to 74.....	56.9	57.5	57.5	57.2	59.7	59.7	59.7
75 to 79.....	49.3	50.2	51.2	50.0	53.0	54.1	54.1
80 to 84.....	36.7	37.1	36.5	36.5	39.0	39.4	39.4
85 to 89.....	18.8	19.3	19.9	19.9	20.9	21.4	21.4
90 to 94.....	6.6	6.9	6.6	6.4	6.8	7.1	7.1
95 and over.....	2.1	2.0	2.1	2.1	2.0	2.2	2.2
Unknown.....	3.4	3.2	1.9	2.7	1.8	1.3	1.3

CHIEF CAUSES OF DEATH IN THE UNITED STATES.

	Per 100,000 of population.						
	Annual av.						
	1901 to 1905.	1904.	1905.	1906.	1907.	1908.	1908.
Diseases.....	11.6	12.9	13.0	12.0	13.9	13.9	13.9
Old age.....	41.2	39.0	36.4	34.3	32.7	30.7	30.7
Bronchitis.....	37.0	36.0	33.5	30.3	30.9	26.9	26.9
Convulsions.....	22.6	20.6	19.8	18.1	16.9	14.3	14.3
Paralysis.....	20.2	19.4	17.7	16.9	19.5	16.8	16.8
Peritonitis.....	10.9	10.1	9.2	8.2	7.5	6.6	6.6
Tuberculosis.....	169.9	177.5	168.2	159.4	158.9	149.8	149.8
Pneumonia.....	126.7	137.7	115.7	116.3	120.3	98.3	98.3
Heart disease.....	121.9	134.2	132.5	130.7	141.7	133.3	133.3
Diarrhea, enteritis.....	109.8	111.3	116.7	122.9	116.7	116.0	116.0
Bright's disease.....	97.5	103.8	104.3	99.8	105.5	97.3	97.3
Apoplexy.....	70.0	71.9	72.2	71.8	75.4	72.1	72.1
Cancer.....	68.3	70.6	72.1	70.8	73.1	74.3	74.3
Broncho-pneumonia.....	33.1	36.9	34.4	32.2	40.4	37.2	37.2
Typhoid fever.....	32.2	31.9	28.1	32.1	30.3	25.3	25.3
Menigitis.....	31.9	31.8	34.5	25.6	26.6	19.8	19.8
Premature birth.....	30.9	34.3	32.9	34.8	36.5	36.5	36.5
Diphtheria, croup.....	29.7	28.5	23.8	26.3	24.3	23.3	23.3
Congenital debility.....	23.3	20.7	31.5	34.2	33.8	32.1	32.1
Influenza.....	20.0	20.3	19.0	10.5	24.1	22.2	22.2
Cirrhosis of liver.....	14.4	15.1	14.8	14.3	15.8	14.9	14.9
Lack of care.....	12.4	14.5	3.0	0.9	0.3	0.3	0.3
Gastritis.....	11.4	11.2	10.6	10.4	9.8	9.2	9.2
Endocarditis.....	11.3	11.7	12.6	12.9	14.3	13.3	13.3
Scarlet fever.....	11.1	10.9	6.8	7.9	10.3	12.4	12.4
Appendicitis.....	11.0	11.9	12.0	11.4	11.2	11.7	11.7
Whooping cough.....	11.0	6.6	10.7	15.4	11.6	11.0	11.0

DEATHS FROM VIOLENCE IN THE UNITED STATES.

Cause.	Per 100,000 population in registration area.						
	Annual av.						
	1901 to 1905.	1904.	1905.	1906.	1907.	1908.	1908.
Suicide.....	14.0	14.8	16.1	14.3	16.2	18.5	18.5
Fractures.....	8.4	8.7	7.4	7.5	4.6	4.1	4.1
Dislocations.....	0.2	0.1	0.1	0.1	0.1	0.2	0.2
Burns and scalds.....	8.3	8.3	8.4	8.7	9.4	7.4	7.4
Heat, sunstroke.....	8.7	8.7	2.6	1.9	1.4	1.8	1.8
Cold, freezing.....	6.6	0.7	0.5	0.7	0.5	0.7	0.7
Lightning.....	0.3	0.2	0.2	0.4	0.3	0.4	0.4
Drowning.....	10.3	10.2	10.0	10.7	10.3	10.4	10.4
Gas poisoning.....	4.3	6.5	3.9	3.1	4.0	3.7	3.7
Other poisoning.....	4.3	4.9	3.8	4.2	4.1	3.7	3.7
Gunshot accidents.....	3.4	3.9	2.4	2.6	2.1	2.2	2.2
Injuries by machinery.....	0.9	1.0	1.0	1.0	1.4	2.6	2.6
Injuries in mines.....	1.0	1.0	1.5	1.7	1.5	4.3	4.3
Railroad accidents.....	15.3	15.3	17.0	17.3	18.4	13.5	13.5
Street-car accidents.....	*	*	*	3.6	4.5	3.8	3.8
Injuries by vehicles.....	2.6	2.9	3.5	3.7	4.3	4.3	4.3
Automobile accidents.....	†	†	†	0.4	0.7	0.9	0.9
Suffocation.....	1.6	1.7	1.6	1.8	1.7	1.6	1.6
Injuries at birth.....	5.0	5.7	6.4	6.2	6.7	6.9	6.9
Homicide.....	2.9	2.8	4.6	5.1	6.5	6.7	6.7
Other ext'nal violence.....	5.1	4.7	3.8	3.7	2.5	1.9	1.9
Starvation, privation.....	0.1	0.1	0.1	0.1	0.1	0.1	0.1
All violence.....	107.3	110.6	111.9	120.9	125.8	116.4	116.4

Included in railroad accidents. †Not reported separately. ‡Less than one-tenth.

DEATH RATE IN AMERICAN CITIES.

	Per 1,000 of population.						
	Annual av.						
	1901 to 1905.	1903.	1904.	1905.	1906.	1907.	1908.
Boston.....	18.8	18.3	18.3	18.5	18.9	19.2	19.1
Buffalo.....	15.5	16.0	16.0	15.6	16.6	17.1	15.9
Chicago.....	14.3	15.3	13.8	13.8	14.2	15.3	14.0
Cincinnati.....	19.3	18.8	20.8	19.2	20.8	18.5	18.5
Cleveland.....	15.5	16.6	15.4	14.7	16.0	16.2	14.2
Denver.....	19.3	18.4	19.6	19.2	21.1	23.5	23.6
Detroit.....	15.2	15.8	14.9	14.4	17.0	16.5	15.6
Fall River.....	20.3	22.2	19.6	19.9	19.7	22.5	22.1
Indianapolis.....	15.2	15.8	16.3	14.1	14.6	15.2	13.5
Jersey City.....	19.3	18.7	20.8	19.0	19.5	19.5	17.8
Kansas City.....	17.2	17.4	19.7	16.9	15.3	18.0	16.8
Louisville.....	18.6	18.6	19.8	18.1	18.2	18.1	16.0
Memphis.....	18.3	17.8	19.5	17.9	17.6	19.0	17.5
Milwaukee.....	13.2	13.5	13.6	13.0	14.5	14.4	13.6
Minneapolis.....	10.2	10.4	9.6	9.4	10.1	10.4	10.9
New Haven.....	17.5	17.0	17.2	18.7	19.1	18.6	16.9
New Orleans.....	22.6	22.3	22.3	23.7	21.7	24.0	22.7
New York.....	19.0	18.0	20.1	18.4	18.6	18.7	16.3
Omaha.....	11.1	9.7	11.5	10.8	11.4	12.4	12.1
Philadelphia.....	18.2	18.8	17.7	19.3	18.7	17.7	17.4
Pittsburgh.....	20.7	21.7	19.8	20.0	19.9	19.2	16.5
Providence.....	18.8	20.6	18.5	17.5	18.7	19.3	16.8
St. Louis.....	17.8	18.2	18.8	16.9	15.6	15.7	14.5
St. Paul.....	10.0	9.7	10.0	10.3	10.6	10.1	10.1
San Francisco.....	21.3	20.8	20.1
Saraxton.....	16.3	14.9	17.9	18.2	16.5	15.9	16.5
Seattle.....	12.1	12.6	11.5
Syracuse.....	14.5	14.3	15.2	15.5	15.5	15.9	16.5
Toledo.....	14.1	14.7	13.7	13.7	14.7	14.7	14.7
Washington.....	20.6	20.3	20.8	20.5	20.5	20.3	19.3

DEATH RATE IN VARIOUS COUNTRIES.

Number of deaths from all causes per 1,000 of population.

Country.	Annual av.						
	1901 to 1905.	1903.	1904.	1905.	1906.	1907.	1908.
Australasia.....	11.4	11.8	10.8	10.5	10.6	10.9	10.9
Austria.....	24.1	23.8	23.7	25.0	†	†	†
Belgium.....	17.1	17.0	16.9	16.5	16.4	†	†
Bulgaria.....	22.9	22.9	21.4	22.0	22.5	†	†
Ceylon.....	26.7	25.9	24.9	27.7	34.3	30.1	30.1
Chile.....	30.0	26.9	28.8	32.3	†	†	†
Denmark.....	14.8	14.7	14.1	15.0	13.5	14.2	14.2
Finland.....	18.6	17.9	17.7	18.4	17.5	†	†
France.....	19.6	19.2	19.4	19.6	19.9	20.6	20.6
Germany.....	19.9	20.0	19.6	19.8	18.2	†	†
Prussia.....	19.6	19.7	19.2	19.6	17		

Country.	Annual av.						
	1901	1905	1903	1904	1905	1906	1907
Romania	25.5	24.8	24.4	25.0	23.9	26.3	
Serbia	22.4	23.5	21.1	24.4	24.1	†	
Spain	26.1	*25.0	*25.8	*25.9	*26.2	*24.0	
Sweden	15.5	15.1	*15.3	*15.6	*14.4	*14.6	
Switzerland	17.7	17.6	17.8	17.9	17.0	†	
United Kingdom	16.3	15.8	16.5	15.5	16.6	*15.4	

Country.	Annual av.						
	1901	1905	1903	1904	1905	1906	1907
England and Wales	16.0	15.4	16.2	15.3	14.4	15.0	
Scotland	16.9	16.8	16.9	15.9	*16.0	*16.2	
Ireland	17.6	17.5	18.1	17.1	17.0	17.7	
United States	16.3	16.1	16.6	16.2	16.1	16.5	

*Based on provisional figures. †No figures available.

DEATHS FROM TUBERCULOSIS.

"Tuberculosis is easily the first in importance among all the causes of death and far exceeds in its mortality any other of the infectious diseases

with whose prevention and restriction public health services are concerned." [Extract from United States census report, 1909].

NUMBER OF DEATHS.*

Form of disease.	Annual average.							
	1901 to 1905.	1903.	1904.	1905.	1906.	1907.	1908.	
Tuberculosis of lungs	55,251	53,910	58,763	56,770	65,341	66,374	67,376	
Tuberculosis meningitis	2,905	2,905	3,025	3,264	3,938	4,062	4,218	
Abdominal tuberculosis	1,946	1,854	2,098	2,193	2,663	2,629	2,723	
Other forms of tuberculosis	2,738	2,818	2,911	3,125	3,570	3,585	3,972	
Tuberculosis (all forms)	62,835	61,487	66,797	65,352	75,512	76,650	78,289	

NUMBER PER 100,000 OF POPULATION.*

Form of disease.	Annual average.							
	1901 to 1905.	1903.	1904.	1905.	1906.	1907.	1908.	
Tuberculosis of lungs	169.9	165.7	177.3	168.2	159.4	158.9	149.6	
Tuberculosis meningitis	8.9	8.9	9.1	9.7	9.6	9.7	9.4	
Abdominal tuberculosis	6.0	5.7	6.3	6.5	6.5	6.3	6.0	
Other forms of tuberculosis	8.3	8.7	8.7	9.3	8.8	8.7	8.9	
Tuberculosis (all forms)	193.2	189.0	201.6	193.6	184.2	183.6	173.9	

*In registration area.

DEATHS BY STATES AND CITIES.

The mortality from all forms of tuberculosis, according to the returns for 1908, is shown in the following table of deaths per 100,000 of population:

Registration area	173.9	New York	194.7	Kansas City	172.9
Registration cities	197.4	Pennsylvania	143.1	Louisville	205.5
Registration states	169.2	Rhode Island	206.5	Milwaukee	133.9
Cities in registration states	198.3	South Dakota	102.0	Minneapolis	121.7
Rural part, registr'n states	136.6	Vermont	132.7	New Orleans	298.3
Registr'n cities, other states	195.5	Washington	167.3	New York	234.4
Registration states:		Wisconsin	107.9	Omaha	108.9
California	271.2	Registration cities (largest):		Philadelphia	234.1
Colorado	300.7	Baltimore	249.9	Pittsburgh	139.2
Connecticut	156.7	Boston	180.7	St. Louis	188.3
Indiana	162.8	Cincinnati	284.8	St. Paul	111.8
Maine	154.5	Cleveland	142.4	San Francisco	100.8
Maryland	172.2	Denver	511.8	Toledo	155.9
Massachusetts	102.5	Detroit	122.5	Washington	264.0
Michigan	129.7	Indianapolis	222.6	*Population not estimated.	
New Hampshire	129.7	Jersey City	241.1		
New Jersey	187.0				

BIRTH RATE IN THE UNITED STATES.

Per 1,000 population with average annual excess of births over deaths per 1,000 mean population, 1890-1900. From census report.

State.	Birth rate 1890.	Ex-cess of rate 1900.	Birth rate 1890.	Ex-cess of rate 1900.	State.	Birth rate 1890.	Ex-cess of rate 1900.
Connecticut	21.3	9.3	24.0		Tennessee	30.8	15.2
Maine	17.6	2.1	21.1		Texas	31.6	30.1
Massachusetts	21.5	12.5	24.0		Virginia	27.2	7.0
New Hampshire	18.0	0.7	21.3		West Virginia	30.7	28.4
New York	23.3	13.6	24.2		Southern div.	30.1	19.8
Rhode Island	22.3	11.4	24.3		Arizona	17.2	12.3
Vermont	18.3	*1.5	21.3		California	19.6	15.3
Northeast'n div.	21.1	17.7	23.8		Colorado	25.6	20.4
Illinois	27.8	20.8	25.5		Idaho	26.6	25.8
Indiana	25.4	14.5	24.9		Montana	21.8	20.7
Iowa	26.3	23.0	25.8		Nevada	15.5	15.3
Kansas	29.5	29.4	25.8		New Mexico	33.0	14.7
Michigan	24.9	18.9	24.3		Oregon	22.6	26.1
Minnesota	30.2	26.2	28.7		Utah	31.2	31.8
Missouri	29.0	19.9	26.0		Washington	23.8	20.8
Nebraska	29.9	22.6	27.2		Wyoming	21.7	21.1
New Jersey	25.3	15.1	25.8		Western div.	22.9	18.7
North Dakota	36.5	27.3	33.6		United States†	26.9	17.7
N'th'n Cent. div.	26.8	18.4	25.9				
Alabama	30.6	23.7	32.1				
Arkansas	34.3	25.5	32.4				
Delaware	25.0	10.6	24.7				
Dist. Columbia	23.3	11.0	20.3				
Florida	28.7	22.3	30.9				
Georgia	30.6	20.7	32.1				
Kentucky	29.6	16.8	30.6				
Louisiana	29.6	22.3	30.5				
Maryland	26.0	12.9	26.3				
Mississippi	30.3	23.5	31.2				
North Carolina	30.1	16.0	33.7				
Oklahoma	22.1	23.3	33.7				
South Carolina	31.3	15.7	34.3				

*Decrease. †Inclusive of Indian Territory, not separately stated.

NOTE—Owing to imperfect data the above figures are only approximately correct, but being based on the same method of enumeration they are of some

value for comparative purposes. The true annual birth rate for the whole of the United States, as shown by the natural increase of population between 1890 and 1900, is within 2 per cent either way of 35.1 per 1,000 of mean population.

DEATH RATE IN 1909.

Per 1,000.

United States.....15.0	Detroit.....14.0	New York.....16.0	Providence.....16.1
Baltimore.....18.7	Fall River.....19.1	Bronx borough.....15.9	Rochester.....14.4
Boston.....16.8	Indianapolis.....14.3	Brooklyn borough.....15.4	St. Louis.....15.8
Buffalo.....15.2	Jersey City.....16.8	Manhattan borough.....16.6	St. Paul.....11.4
Chicago.....14.6	Kansas City.....14.4	Queen's borough.....14.2	Scranton.....16.3
Cincinnati.....16.4	Milwaukee.....13.6	Richmond borough.....18.1	St. Joseph.....13.7
Cleveland.....12.8	Newark.....16.5	Paterson.....15.3	Syracuse.....14.5
Columbus.....13.4	New Haven.....16.9	Philadelphia.....16.4	Toledo.....14.6
Denver.....17.0	New Orleans.....20.2	Pittsburgh.....15.8	Worcester.....15.5

BIRTH RATE IN FOREIGN COUNTRIES.

Per 1,000 of population. By ten-year periods.

Country.	1881-1890.	1891-1900.	Country.	1881-1890.	1891-1900.	Country.	1881-1890.	1891-1900.
England and Wales.....	32.5	29.9	Hungary.....	44.0	40.6	Belgium.....	30.2	29.0
Scotland.....	32.5	30.2	Switzerland.....	28.1	28.1	France.....	23.9	22.2
Ireland.....	23.4	23.0	Germany.....	36.8	36.7	Portugal.....	33.0	30.6
Denmark.....	32.0	30.2	Prussia.....	37.4	36.1	Spain.....	26.4	35.3
Norway.....	30.8	30.3	Bavaria.....	36.8	36.5	Italy.....	37.8	34.9
Sweden.....	29.0	27.2	Saxony.....	44.8	39.5	Serbia.....	45.0	41.7
Finland.....	34.9	32.2	Netherlands.....	34.2	32.5	Roumania.....	41.4	40.7
Austria.....	37.9	37.1						

DEATHS AND BIRTHS BY DIVISIONS OF TIME.

Assuming that the total population of the world is 1,600,000,000 and the average annual death rate 20 per 1,000 of population, the total number of deaths in a year is about 32,000,000. This is at the rate of 87,671 per day, 3,653 per hour, 61 per minute and 1 per second.

As the population of the world increases by about 7,000,000 per year, the total births must be that number in excess of the deaths, or about 39,000,000. This is at the rate of 106,849 births per day, 4,462 per hour, 74 per minute and 1.2 per second.

Assuming that the population of the United States is 87,000,000 and the death rate 16 per 1,000, the total number of deaths in a year is 1,392,000. This is at the rate of 3,814 per day, 159 per hour and 2.6 per minute. With a birth rate of 34 per 1,000, the total number of births in a year in the United States will approximate 2,958,000, or at the rate of 8,104 per day, 338 per hour and 5.6 per minute.

DEATH ROLL OF THE YEAR 1911.

From Dec. 1, 1910, to Dec. 1, 1911.

Allen, Amos L. (1837), congressman, in Washington, D. C., Feb. 20.	Carleton, Henry Guy (1846), playwright, at Hot Springs, Ark., Dec. 10.
Allen, Mrs. Elizabeth (1832), author, in Tuckahoe, N. Y., Aug. 7.	Carrere, John M. (1858), architect, in New York, N. Y., Feb. 28.
Allen, Herbert M., missionary, in Constantinople, Turkey, Jan. 25.	Carroll, John Lee (1830), former governor of Maryland, in Washington, D. C., Feb. 27.
Ashurst, Richard L. (1838), postmaster in Philadelphia, at Atlantic City, N. J., Jan. 30.	Carter, Thomas H. (1854), former senator from Montana, in Washington, D. C., Sept. 17.
Baker, William B. (1840), former congressman, at Aberdeen, Md., May 17.	Casaday, W. L. (1864), manufacturer, at Los Angeles, Cal., Dec. 10.
Barker, John H. (1844), manufacturer, in Michigan City, Ind., Dec. 3, 1910.	Chadbourne, Thomas L. (1841), capitalist, at Palm Beach, Fla., April 18.
Barr, Charles, American yachtsman, in Southampton, England, Jan. 24.	Chamberlain, Henry R. (1859), correspondent, in London, England, Feb. 15.
Bascom, John (1827), educator, in Williamstown, Mass., Oct. 2.	Clark, Joseph S. (1848), Illinois legislator, in St. Louis, Mo., July 16.
Bayless, Alfred (1847), former Illinois state superintendent of education, in Woodbine, Iowa, Aug. 26.	Clarke, Albert (1840), publicist, at Highgate, Vt., July 16.
Bellew, Kyle (1857), actor, in Salt Lake City, Utah, Nov. 2.	Colfax, Mrs. Ellen W. (1888), in South Bend, Ind., March 4.
Bert, Frederick W. (1841), theater manager, in New York, N. Y., May 3.	Colman, Norman J. (1827), first secretary of agriculture, on train near Centralia, Mo., Nov. 3.
Bliss, Cornelius N. (1833), ex-secretary of the interior, in New York, N. Y., Oct. 9.	Cook, Joel (1842), congressman, in Philadelphia, Pa., Dec. 15.
Bogardus, C. A. (1860), expert rifle shot, in Springfield, Mo., June 13.	Craig, Alfred M. (1831), ex-justice of state Supreme court, in Galesburg, Ill., Sept. 6.
Bogert, Edward S. (1836), rear-admiral, U. S. N., retired, in New York, Feb. 17.	Culver, James S. (1846), brigadier-general, I. N. G., Springfield, Ill., March 17.
Bonacum, Thomas (1847), Roman catholic bishop, in Lincoln, Neb., Feb. 4.	Curtis, Edward L. (1854), educator, at sea, Aug. 27.
Boynton, George B. (1842), soldier of fortune, in New York, N. Y., Jan. 19.	Curtis, William E. (1850), journalist, in Philadelphia, Pa., Oct. 5.
Brinkerhoff, R. B. (1827), soldier in civil war, in Mansfield, O., June 5.	Davis, William O. (1837), publisher, in Bloomington, Ill., May 22.
Brown, F. Gordon, athlete, in New York, N. Y., May 10.	Dill, James B. (1854), lawyer, in Orange, N. J., Dec. 2, 1910.
Bull, Mrs. Sara C. (1851), widow of Ole Bull, in Cambridge, Mass., Jan. 18.	Dimock, Henry F. (1842), financier, in New York, N. Y., April 10.
Bullis, John L. (1841), brigadier-general, U. S. A., retired, at Fort Sam Houston, Tex., May 26.	Dolliver, Robert H. (1856), clergyman, at Hot Springs, S. D., Sept. 16.
Burgess, John (1821), sea captain, in Montclair, N. J., July 17.	Drawbaugh, Daniel D. (1827), inventor, at Harrisburg, Pa., Nov. 2.
Cabell, William L. (1827), confederate soldier, in Dallas, Tex., Feb. 22.	Dryden, J. F. (1839), insurance official, in New York, Nov. 24.
Capel, Thomas John (1836), priest, in Sacramento, Cal., Oct. 23.	Earle, Alice Morse (1853), author, in Hempstead, L. I., Feb. 17.
	Eggleston, George Cary (1840), author, in New York, N. Y., April 14.

- Elkins, Stephen B. (1841), United States senator from West Virginia, in Washington, D. C., Jan. 4.
- Elverson, James, Sr. (1838), journalist, in Philadelphia, Pa., Feb. 10.
- Emmons, Samuel F. (1841), geologist, in Washington, D. C., March 28.
- Erdman, Constantine J. (1848), former congressman, in Allentown, Pa., Jan. 15.
- Evans, C. A. (1834), lawyer, in Atlanta, Ga., July 2.
- Fenn, Harry (1837), artist, in Montclair, N. J., April 22.
- Felcher, Ogden H. (1845), lawyer, in Janesville, Ill., July 3.
- Fleet, Alexander F. (1843), military instructor, in Atlanta, Ga., Sept. 4.
- Fleming, Mrs. W. P. (1857), astronomer, in Boston, Mass., May 22.
- Forest, John A. (1838), Roman catholic bishop, in San Antonio, Tex., March 11.
- Foss, Samuel W. (1858), author, in Cambridge, Mass., Feb. 26.
- Foster, Charles P. (1855), clergyman, in Joliet, Ill., Jan. 29.
- Francis, C. S. (1853), in Troy, N. Y., Dec. 1.
- Freeman, John C. (1842), educator, Topeka, Kas., April 10.
- Fremont, John Charles (1849), rear-admiral, U. S. N., March 7.
- Frye, William P. (1830), United States senator, in Lewiston, Me., Aug. 8.
- Fryles, Franklin (1847), dramatic critic, in New York, N. Y., July 4.
- Gapen, Clarke (1856), alienist, in Madison, Wis., Dec. 17, 1910.
- Gardiner, Cornelius (1851), journalist, in Stamford, Conn., March 17.
- Gates, Herbert G. (1867), commander, U. S. N., in Washington, D. C., Feb. 17.
- Gates, John W. (1855), financier, in Paris, France, Aug. 9.
- Gibson, William C. (1839), rear-admiral, U. S. N., retired, in Brooklyn, N. Y., May 11.
- Gluck, G. W. (1827), former governor, in Atchison, Kas., April 13.
- Gordon, George W. (1836), confederate general, in Memphis, Tenn., Aug. 9.
- Gore, David (1827), former Illinois state senator, in Benton Harbor, Mich., Oct. 10.
- Graham, Robert O. (1856), educator, in Bloomington, Ill., May 26.
- Grant, Abraham (1848), bishop A. M. E. church, in Kansas City, Kas., Jan. 23.
- Greene, William C. (1851), copper mine owner, in Cananea, Mexico, Aug. 5.
- Greenleaf, Charles R. (1838), brigadier-general, U. S. A., retired, in San Jose, Cal., Sept. 3.
- Grierson, Benjamin H. (1826), officer in civil war, in Omens, Mich., Sept. 1.
- Halsey, N. W. (1856), banker, in New London, Conn., July 1.
- Hanna, Robert W. (1839), editor, in Peoria, Ill., May 6.
- Harlan, John M. (1833), associate justice of the United States Supreme court, in Washington, D. C., Oct. 14.
- Harrigan, Edward (1846), actor, in New York, N. Y., June 6.
- Hastings, Thomas S. (1827), theologian, in New York, N. Y., April 2.
- Henderson, Thomas J. (1824), former congressman from Illinois, in Washington, D. C., Feb. 5.
- Heslin, Thomas (1847), Roman catholic bishop, in Netchez, Miss., Feb. 22.
- Higginson, Thomas Wentworth (1823), in Cambridge, Mass., May 9.
- Hill, Adams S. (1833), professor of rhetoric, in Boston, Mass., Dec. 25, 1910.
- Hitchcock, Edward (1828), educator, at Amherst, Mass., Feb. 15.
- Hooker, Frank A., Michigan jurist, in Auouren, N. Y., July 10.
- Hopewell, M. R. (1845), lieutenant-governor, in Tekamah, Neb., May 2.
- Hughes, Charles J. (1853), United States senator, in Denver, Col., Jan. 11.
- Ives, Halsey C. (1846), artist and art director, in London, England, May 6.
- Jack, James (1829), former treasurer of Utah, in Salt Lake City, March 27.
- Janeway, Edward G. (1841), physician, in Summit, N. J., Feb. 10.
- Jenkins, John J. (1843), judge, in Chippewa Falls, Wis., June 11.
- Johnson, Tom L. (1854), former mayor and congressman, in Cleveland, O., April 10.
- Jung, Philip (1846), brewer, in Milwaukee, Wis., July 10.
- Keating, Thomas A. (1843), priest, in Ottawa, Ill., Dec. 20, 1910.
- Keith, William (1839), artist, in Berkeley, Cal., April 13.
- Kiltredge, Alfred B. (1861), former United States senator, at Hot Springs, Ark., May 4.
- Knott, J. Proctor (1830), former governor of Kentucky and member of congress, in Lebanon, Ky., June 18.
- London, Melville De Lancey (1839), author, Dec. 16, 1910.
- Lathrop, Annie Wakeman, writer, in London, England, May 18.
- Lata, James P. (1844), Nebraska congressman, in Rochester, Minn., Sept. 11.
- Leary, Peter, Jr. (1840), brigadier-general, U. S. A., retired, in Baltimore, Md., Feb. 13.
- Lexow, Clarence (1852), lawyer, in Nyack, N. Y., Dec. 30, 1910.
- Link, Michael S. (1858), former legislator, near Edwardsville, Ill., April 10.
- Lippincott, Craigie (1847), publisher, in Philadelphia, Pa., April 6.
- Longpre, Paul de (1855), painter of flowers, in Hollywood, Cal., June 29.
- Loomis, Charles B. (1861), author, in Hartford, Conn., Sept. 23.
- Loudenslager, Henry C. (1852), congressman, in Paulsboro, N. J., Aug. 12.
- Loyd, Sam (1841), puzzle expert, in New York, N. Y., April 11.
- Loze, Charles B. (1830), judge, in Wilmington, Del., March 6.
- Lowell, Francis C. (1855), jurist, in Boston, Mass., March 6.
- Mackay-Smith, Alexander (1850), bishop, in Philadelphia, Pa., Nov. 16.
- Madison, Edmund H. (1865), congressman, in Dodge City, Kas., Sept. 15.
- Mallaleu, Willard F. (1828), M. E. bishop, in Auburndale, Mass., Aug. 1.
- Manderson, Charles F. (1837), ex-United States senator from Nebraska, at sea, Sept. 28.
- Mann, O. H. (1834), first mayor of Evanston, Ill., in Gobleville, Mich., Oct. 24.
- Mather, Robert (1859), railroad official and attorney, in New York, N. Y., Oct. 24.
- Matthews, Edmund O. (1836), rear-admiral, U. S. N., retired, in Cambridge, Mass., Jan. 30.
- Matthews, George E. (1855), publisher, at Grand Island, N. Y., June 11.
- Mead, C. M., clergyman, in New Haven, Conn., Feb. 15.
- Merritt, Wesley (1836), major-general, U. S. A., retired, at Natural Bridge, Va., Dec. 3.
- Mighels, Philip V. (1869), author, in Winnemucca, Nev., Oct. 13.
- Mills, Roger Q. (1832), ex-United States senator, in Corsicana, Tex., Sept. 2.
- Mitchell, Alexander C. (1860), congressman, in Lawrence, Kas., July 7.
- Mitchell, Henry G. (1858), manufacturer, in Racine, Wis., May 31.
- Moffat, David H. (1859), railroad builder, in New York, N. Y., March 18.
- Montgomery, Harry (1869), actor, July 9.
- Morford, Thomas T. (1835), transportation official, in Buffalo, N. Y., Aug. 28.
- Morton, Paul (1857), former secretary of the navy, in New York, N. Y., Jan. 19.
- Mosely, Edward A. (1846), secretary interstate commerce commission, in Washington, D. C., April 18.
- Munkittrick, Richard K. (1852), humorist, in Stamford, Conn., Oct. 17.
- Murphy, Edward (1834), former United States senator from New York, in Elberon, N. J., Aug. 3.
- McCarty, James (1835), former attorney-general of Illinois, in Sherman, Tex., May 13.
- McCrackin, Alexander (1851), commodore, U. S. N., retired, in San Francisco, Cal., Jan. 4.
- Nation, Carrie (1846), "saloon smasher," in Leavenworth, Kas., June 9.

Nazro, Arthur P. (1848), rear-admiral, U. S. N., in Jamaica Plain, Mass., Feb. 16.

Nevius, Henry M. (1841), former commander Grand Army of the Republic, at Red Bank, N. J., Jan. 28.

Outten, Warren B. (1845), surgeon, in St. Louis, Mo., March 19.

Paret, William (1826), bishop, in Baltimore, Md., Jan. 18.

Parker, Benjamin S. (1833), poet, in Newcastle, Ind., March 14.

Parker, Quannah, Indian chief, in Lawton, Okla., Feb. 23.

Pelton, John C. (1836), educator, in San Francisco, Cal., March 5.

Perkins, Eli (see Lardon).

Phillips, David Graham (1867), novelist, in New York, N. Y., Jan. 24.

Pittman, Benn (1822), author, in Cincinnati, O., Dec. 28, 1910.

Poulson, Nels (1844), manufacturer, in New York, N. Y., May 3.

Pringle, Cyrus G. (1838), botanist, in Burlington, Vt., May 25.

Proctor, Fletcher D. (1860), ex-governor, in Proctor, Vt., Sept. 27.

Pulsifer, Pitman (1852), compiler navy year-book, in Washington, D. C., March 6.

Pullitzer, Joseph (1847), editor and owner of the New York World, in Charleston, S. C., Oct. 29.

Pyle, Howard (1853), artist, in Florence, Italy, Nov. 9.

Quarles, Joseph V. (1843), United States circuit judge, in Milwaukee, Wis., Oct. 7.

Reeder, W. H. (1849), rear-admiral, U. S. N., retired, in Paris, France, Jan. 24.

Ringling, Otto (1858), circus owner, in New York, N. Y., March 31.

Robie, Edward D. (1831), rear-admiral, U. S. N., retired, in Washington, D. C., June 7.

Robison, M. Stanley (1857), baseball magnate, in Cleveland, O., March 24.

Rockwood, George G. (1832), photographer, in Lakeville, Conn., July 11.

Russell, William C. (1844), author, in London, Nov. 8.

Ryan, Patrick John (1831), archbishop, in Philadelphia, Pa., Feb. 11.

Ryan, Timothy E. (1819), attorney, in Waukesha, Wis., July 13.

Sands, James H. (1845), rear-admiral, U. S. N., retired, in Washington, D. C., Oct. 27.

Schley, Winfield Scott (1839), rear-admiral, U. S. N., in New York, N. Y., Oct. 2.

Schlosser, Samuel (1837), naturalist, in Cambridge, Mass., May 17.

Shepard, Edward M. (1870), attorney and political leader, at Lake George, N. Y., July 28.

Smith, Daniel F. (1836), clergyman, at Long Beach, Cal., Feb. 11.

Smith, John Henry (1848), Mormon leader, in Salt Lake City, Utah, Oct. 13.

Squiers, Herbert G. (1819), diplomat, in London, Oct. 20.

Strang, Lewis, automobile racer, near Blue River, Wis., July 20.

Strubler, Philip (1832), in Naperville, Ill., Dec. 10, 1910.

Sweet, John A. (1846), merchant, in Portland, Me., July 30.

Swift, Noble (1831), packer, in Sagamore, Mass., July 17.

Taber, A. M. (1825), sailor and author, at Wakefield, Mass., Jan. 30.

Terry, Silas W. (1842), rear-admiral, U. S. N., retired, in Washington, D. C., Feb. 8.

Thayer, Nathaniel (1850), capitalist, in Boston, Mass., March 21.

Thompson, Denman (1833), actor, in West Swanzy, N. Y., April 14.

Tilford, Joseph G. (1829), brigadier-general, U. S. A., retired, in Washington, D. C., Feb. 25.

Trilley, Joseph (1837), admiral, U. S. N., retired, in San Francisco, Cal., March 6.

Uihlein, August (1842), Milwaukee brewer, in Germany, Oct. 12.

Van de Vyver Augustus (1844), Roman catholic bishop, in Richmond, Va., Oct. 16.

Verdagauer, Peter (1835), Roman catholic bishop of Brownsville, at Mercedes, Tex., Oct. 26.

Walker, George, colored comedian, at Islip, L. I., Jan. 6.

Ward, Elizabeth Stuart Phelps (1844); author, in Newton, Mass., Jan. 28.

Ware, Eugene F. (1841), former U. S. pension commissioner, in Colorado Springs, Col., July 2.

Webb, Alexander S. (1835), soldier and educator, in New York, N. Y., Feb. 12.

Whitaker, Ozi W. (1830), bishop, in Philadelphia, Pa., Feb. 9.

Whitehead, R. D., humane society official, in Milwaukee, Wis., June 7.

Whitehouse, F. C. (1842), attorney, in New York, N. Y., Nov. 16.

Whitney, Henry M. (1843), educator, in New Haven, Conn., March 26.

Wilder, Daniel W. (1832), author and editor, in Hiawatha, Kas., July 16.

Williams, Charles A. (1860), journalist, in Seattle, Wash., April 10.

Wingate, U. O. B. (1849), physician, in Milwaukee, Wis., Feb. 19.

Winters, William H. (1845), animal trainer, in Kenosha, Wis., June 30.

Woolner, Samuel (1845), distiller, in Peoria, Ill., Jan. 14.

Work, Frank (1819), capitalist and horseman, in New York, N. Y., March 16.

Wyman, Walter (1848), surgeon-general, in Washington, D. C., Nov. 21.

Yerkes, Mrs. Charles T., in New York, April 2.

Zedwitz, Baroness von (maiden name Elizabeth Caldwell) (1867), in Frankfort, Germany, Dec. 16, 1910.

CHICAGO.

Adams, William G. (1867), attorney, in Clifton Springs, N. Y., May 30.

Adcock, Edmund (1854), attorney, April 26.

Alston, Henry S. (1830), manufacturer, Feb. 4.

Allen, C. W. (1851), Kenosha (Wis.) capitalist, Sept. 22.

Anderson, Ezer C. (1854), fire battalion chief, Jan. 19.

Anderson, John A. (1834), mail carrier, July 9.

Anderson, Sarnel (1840), superintendent, Sept. 28.

Andrews, Charles J. (1849), merchant, April 28.

Arncson, Nils (1840), banker, Aug. 19.

Arnold, Daniel A. (1843), civil war veteran, March 14.

Arnold, Mrs. Emily C. (1816), May 22.

Atwill, Mrs. Mary W. (1838), widow of Bishop G. R. Atwill, July 5.

Baker, Harry H. (1865), physician, in Brooklyn, N. Y., May 13.

Baldwin, Mrs. Abraham (1837), charity worker, July 15.

Ballenberg, Jules (1850), merchant, March 6.

Barrett, George K., writer, March 3.

Barter, Thomas O. (1825), merchant, in Detroit, Mich., Aug. 17.

Barton, William A. (1825), contractor, Oct. 25.

Bangh, John M. (1834), clergyman, Jan. 11.

Bauler, H. J. (1876), alderman, Nov. 25.

Beal, Elery H. (1846), clergyman, Jan. 28.

Becker, F. O. (1857), railroad official, Dec. 27, 1910.

Beeks, James C. (1838), attorney, in McHenry, Ill., April 14.

Bent, Thomas J. (1825), inventor, Jan. 16.

Berger, Jacob (1869), physician, Aug. 6.

Birkhoff, George (1827), contractor, Dec. 14, 1910.

Blaisdell, John W. (1839), actor, Feb. 4.

Boeber, A. C. (1857), county commissioner, Nov. 18.

Bohn, John J. (1855), publisher, Feb. 21.

Bokum, Richard D. (1854), insurance official, April 17.

Bonfield, John R., police lieutenant, Oct. 16.

Borchardt, Julius C. (1841), veteran of civil war, March 25.

Borden, Hamilton (1835), business man, Oct. 11.

Borlin, Edward F. (1829), retired business man, May 12.

Bowen, Joseph T. (1854), banker, March 29.

Boyesen, Ingolf K. (1855), attorney, in Colorado Springs, Col., April 20.

Brewster, Edward L. (1842), banker and broker, March 21.

Briggs, Franklin P. (1828), inspector, Feb. 21.

Brinkman, William J. (1874), architect, Feb. 24.

Browne, Sidney P., journalist, Oct. 11.

Browning, Mrs. T. W. (1869), Oct. 29.

- Bruckner, Louis (1837), veteran of civil war, April 15.
- Buffington, S. A. (1872), business man, Feb. 8.
- Burke, Frank C., assemblyman, Feb. 8.
- Cadwell, George (1830), contractor, in South Pasadena, Cal., April 8.
- Campbell, Louis A. (1852), priest, in Milwaukee, Wis., April 16.
- Carpenter, Augustus A. (1825), lumberman and banker, in Mentor, O., Sept. 19.
- Caulfield, James S. (1844), civil war veteran, Aug. 29.
- Cavanna, Philip A. (1835), manufacturer, April 10.
- Chandler, Mrs. Luclada B. (1829), suffragist, March 1.
- Cheney, Clarence C. (1838), Chicago business man, at Randolph, Va., Jan. 4.
- Cheney, Mrs. Clara E. (1837), March 1.
- Clark, Alson E. (1838), manufacturer, Jan. 15.
- Clark, John S., former alderman, July 16.
- Clark, Myron C. (1873), Chicago publisher, in Colorado Springs, Col., Feb. 9.
- Clarke, John V. (1862), banker, May 31.
- Coburn, George E. (1857), former county commissioner, Oct. 27.
- Coffeen, Milo Lester (1850), lawyer, Aug. 30.
- Colles, Edward G. T. (1859), business man, Sept. 8.
- Collins, Robert J. (1862), assemblyman, Oct. 7.
- Cook, Ezra A. (1841), publisher, in Wheaton, Ill., Sept. 15.
- Coper, William D. (1845), real estate dealer, July 2.
- Cossitt, Franklin D. (1861), business man, in La-Grange, Ill., Oct. 22.
- Courlander, Eli (1875), musician, April 29.
- Craig, Willis Green (1834), theologian, July 4.
- Crevier, Hugh (1862), priest, Jan. 12.
- Cribben, Henry (1824), manufacturer, April 6.
- Currler, Thomas H. (1846), deputy marshal, Dec. 8, 1910.
- Danforth, Isaac N. (1835), physician, May 5.
- Darlington, Wilson McClure (1841), merchant, July 5.
- Day, Thomas (1849), printer, July 29.
- De Jongle, Mrs. Baitara (1823), restaurant owner, July 10.
- Denison, Franklin (1842), lawyer, Nov. 20.
- Denison, Thomas S., business man, in Hot Springs, Ark., April 7.
- Dickson, William T. (1827), merchant, May 15.
- Doherty, Joseph L. (1863), railroad official, May 4.
- Dore, John P. (1863), clergyman, Sept. 15.
- Doussang, Frank (1855), caterer, July 17.
- Doyle, Mrs. Kate (1835), nurse, April 11.
- Drake, Mrs. John B., Oct. 25.
- Drake, W. A. (1843), writing expert, Jan. 15.
- Dudley, I. B. (1861), diplomat, in Troy, N. Y., Nov. 27.
- Durand, Calvin (1869), wholesale grocer, in Lake Forest, Ill., Oct. 30.
- Durand, Mrs. Sarah G. D. (1841), in Lake Forest, Ill., Aug. 26.
- Easter, John Daniel (1825), manufacturer, in Evanston, Ill., May 16.
- Erickson, Edward A. (1860), banker, July 22.
- Evans, Arthur (1869), attorney, in Washington, D. C., April 8.
- Evans, Thomas W. (1846), station master, April 3.
- Ewing, William B. (1859), civil engineer, April 8.
- Fake, Frederick L., Sr. (1835), real estate dealer, March 4.
- Farwell, Simon (1831), merchant, Feb. 12.
- Favard, Louise des Combes (1825), April 30.
- Ferguson, Alexander H. (1853), physician and surgeon, Oct. 20.
- Flemin, B. W. (1944), church worker, in Oak Park, June 5.
- Fontaine, Marcus A. de la (1838), professor of chemistry, May 21.
- Frake, James (1841), attorney, May 13.
- Fredigke, Charles (1838), physician, Oct. 31.
- Galligan, Thomas F. (1852), priest, Feb. 19.
- Goodman, Edward (1830), publisher, Feb. 14.
- Goodrich, Henry J. (1839), real estate dealer, in Kenilworth, Dec. 29, 1910.
- Gorton, Frank S. (1847), business man, Dec. 12, 1910.
- Gould, Charles H. (1858), estate manager, April 29.
- Gradle, Henry (1855), ophthalmologist, in Santa Barbara, Cal., April 5.
- Graham, Alexander (1836), former member board of education, Jan. 24.
- Griffin, H. T. (1847), railroad official, Feb. 1.
- Guettel, Simon (1824), merchant, March 19.
- Haagensen, Andrew (1826), clergyman, in Evanston, Jan. 4.
- Haase, Ferdinand (1826), business man, Jan. 6.
- Hall, Harry G. (1860), former state senator, Oct. 17.
- Hall, Thomas A. (1848), business man, Sept. 20.
- Harrison, David W. (1835), banker, May 8.
- Hartwell, D. Edwin (1857), packer, April 1.
- Harvey, Joel D. (1836), lawyer, in Geneva, Ill., June 25.
- Hausner, Charles (1825), real estate dealer, Feb. 2.
- Haworth, Denis (1837), pressman, March 20.
- Hemsteger, John A. (1855), physician, Jan. 5.
- Hequembourg, Julian E. (1856), physician, Dec. 9, 1910.
- Hewitt, Charles E. (1836), clergyman, Nov. 18.
- Hinsey, John A. (1833), railroad official, in Los Angeles, Cal., May 1.
- Hirsch, Edward (1869), editor, April 15.
- Hitt, John (1833), United States deputy collector of customs, April 29.
- Hobbs, Mrs. Mary M. (1832), church worker, Aug. 15.
- Hogan, Malachy (1869), referee, in Denver, Col., Sept. 2.
- Hollister, J. H. (1824), physician, Nov. 13.
- Horan, James (1859), fire marshal, Dec. 22, 1910.
- Horton, John P. (1824), retired business man, Feb. 21.
- Hotschick, George M. (1852), U. S. consul, July 12.
- Howland, Walter M. (1840), attorney, in South Amherst, Mass., Oct. 22.
- Hutchinson, Mrs. Emily S. (1830), Jan. 30.
- Hutzel, Lewis (1845), legislator, June 7.
- Ismond, Robert (1849), real estate dealer, in Pasadena, Cal., May 11.
- Jacobsen, Jacob S. (1840), rabbi, Sept. 4.
- Janeway, John S. (1829), veteran of civil war, April 14.
- Jefferson, W. J. (1840), publisher, Feb. 2.
- Jenkins, Miss Mary E. (1844), teacher, April 6.
- Jennings, Ebenezer (1829), banker, in Jersey City, N. J., Oct. 21.
- Jones, Fernando (1820), pioneer, Nov. 8.
- Jones, Mrs. Jenkin L. (1832), in Madison, Wis., Oct. 26.
- Judd, Wilton B. (1870), attorney, Jan. 5.
- Judson, Hale (1854), Chicago railroad official, in Rockport, Tex., March 11.
- Keep, Frederick A. (1854), business man, in Paris, France, June 3.
- Keller, Henry (1831), packer, Feb. 4.
- Kerwin, Michael W. (1831), retired business man, Feb. 3.
- Keys, Benjamin (1851), manufacturer, June 7.
- King, Mrs. John C. (1857), Aug. 28.
- King, Mrs. Mary A. (1840), restaurant owner, April 23.
- Knight, Clarence A. (1853), elevated railway president, June 20.
- Kozminski, Mrs. Bertha (1838), charity worker, Oct. 28.
- Laing, Howard E. (1836), railroad official, March 14.
- Langbein, Ferdinand (1837), merchant, Nov. 7.
- Lantz, Daniel O. (1847), editor, Oct. 12.
- Lawrence, J. Frank (1831), contractor, May 21.
- Leach, Ebert Clark (1833), distiller, March 28.
- Leleudecker, Edward J. (1868), former supervisor, March 10.
- Lilienfeld, Wm. P. (1842), manufacturer, Jan. 8.
- Little, Charles Joseph (1840), theologian, in Evanston, Ill., March 10.
- Lockwood, Walter (1826), retired business man, Jan. 7.
- Long, Joseph B., manufacturer, March 15.
- Loomis, John H. (1841), educator, Feb. 7.
- Lowe, Henry E. (1831), former Chicago bank official, in Athens, Ga., March 2.
- Lundgren, William (1879), Chicago attorney, in Seattle, Wash., March 8.
- Maaß, Philip (1846), former city collector, Jan. 16.
- Macdonald, Alphonse E. (1855), educator, March 29.
- Macdonald, Godfrey (1819), former railway official, Dec. 31, 1910.
- Main, William F. (1855), business man, March 15.
- Mandel, Leon (1841), Chicago merchant, in Atlantic City, N. J., Nov. 4.
- Manierre, Mrs. Julia E. (1851), Aug. 27.

- Manson, William F. (1859), business man, in Evanston, Ill., April 30.
- Marcy, Elizabeth J. (1822), in Evanston, Jan. 26.
- Marescalchi, Arturo (1854), grand opera singer, Jan. 18.
- Martin, Nicholas J. (1868), politician, in Kansas City, Mo., May 15.
- Mas, Frederick K. (1846), steel and iron merchant, March 1.
- Meech, George (1824), former Chicago justice of the peace, in Kankakee, Ill., Oct. 24.
- Meyer, Julius (1830), contractor, May 17.
- Milan, Edward (1848), restaurateur, April 16.
- Miller, William G. (1836), commission merchant, July 21.
- Morrison, Hugh T. (1843), clergyman, March 26.
- McAuliff, Cornelius (1850), managing editor, April 10.
- McClelland, Margaret I. (1887), Feb. 20.
- McCullough, Myrtle Reed (1875), author, Aug. 17.
- McGrath, Patrick (1839), former county agent, Oct. 28.
- McGrew, Geo. E. (1855), postoffice official, April 23.
- McGuire, Hugh (1845), priest, in Hamburg, Germany, Aug. 13.
- McLenehan, John (1833), veteran of civil war, April 15.
- McRoberts, Charles G. (1872), attorney, near Antioch, Ill., Oct. 20.
- Nelson, Mrs. Murry (1838), in Atlantic City, N. J., April 4.
- Nettleton, Alvred B. (1838), officer in civil war, Aug. 10.
- Neumelster, John G. (1857), former city clerk of Chicago, at Redondo Beach, Cal., Jan. 19.
- Norris, John A. (1847), musician, Feb. 3.
- Oberne, George (1843), manufacturer, April 16.
- O'Brien, James (1842), former alderman, at Delavan Lake, Wis., June 13.
- Odell, John J. P. (1847), retired Chicago banker, in Denver, Col., Dec. 26, 1910.
- O'Malley, T. F. (1851), physician, March 19.
- Osborn, Charles M. (1833), attorney, in Evanston, Ill., Feb. 2.
- Osgood, Henry D. (1843), lumberman, Oct. 11.
- Parker, Hilen A. (1841), railroad official, May 3.
- Partridge, Charles A. (1843), civil war veteran, Dec. 13, 1910.
- Pavlicek, Frank (1860), civil engineer, at Centralia, Ill., April 11.
- Payne, Leroy (1841), hiveryman, in Blaney, Mich., April 13.
- Peacock, Russell D. (1851), former county commissioner, at Twin Lakes, Wis., Oct. 22.
- Pease, Arthur B. (1866), attorney, April 7.
- Perce, Le Grand W. (1836), lawyer, March 16.
- Pettit, James (1869), grain dealer, at Highland Park, Ill., July 8.
- Pinta, Samuel E. (1833), printer, Jan. 28.
- Pool, William H. (1870), printer, in Biloxi, Miss., March 24.
- Poole, Abram, Sr. (1844), retired member of board of trade, Dec. 19, 1910.
- Powell-Sammel (1858), former railroad man, Feb. 25.
- Pratt, Lorenzo (1827), real estate dealer, Jan. 12.
- Price, Franklin (1821), railroad official, in Coatesville, Pa., July 25.
- Prince, Isaac (1834), clergyman and physician, Jan. 2.
- Raldrin, Melville O. (1823), retired business man, April 2.
- Ralston, Harry M. (1867), undertaker, May 18.
- Rankin, David M. (1837), clergyman, April 29.
- Ray, Alexander C. (1845), veteran of civil war, April 19.
- Rayne, Mrs. Martha L. (1841), writer, in Oak Park, Ill., Aug. 8.
- Remy, Curtis H. (1852), attorney, Oct. 1.
- Reynolds, George W. (1853), surgeon, Sept. 19.
- Rice, John Hovcy (1816), lawyer, March 14.
- Robbins, Francis Le Baron (1855), coal operator, Sept. 8.
- Roberts, J. C. (1838), confederate veteran, Oct. 6.
- Rocher, Oscar E. (1870), newspaper writer, in Wiesbaden, Germany, Sept. 14.
- Rohr, Frederick W. (1858), physician, Jan. 26.
- Rowland, Edwin F. (1858), real estate dealer, at Sweetwater, Tenn., Oct. 23.
- Rust, Henry (1832), veteran of civil war, in Hinsdale, Feb. 5.
- Sieboth, Mrs. Clothilde K. (1836), Aug. 23.
- Sage, Harmon M. (1859), superintendent, in Evanston, Ill., May 31.
- Scates, Eugene (1845), bank employe, Oct. 20.
- Schiller, Hans von, Chicago musician, in Badnen-Badendorf, Germany, Aug. 20.
- Schloss, Joseph (1842), restaurateur, Dec. 1, 1910.
- Schmidt, Henry W. (1858), leather dealer, Aug. 25.
- Schmidt, William (1827), pioneer grocer, Nov. 10.
- Schmltt, Anthony (1839), manufacturer, June 19.
- Seaverns, William J. (1838), former president board of trade, Jan. 26.
- Senne, Henry C. (1827), former president county board, at Des Plaines, Ill., Feb. 9.
- Shanahan, George (1832), cooper, June 20.
- Sheahan, Mrs. James W. (1828), Oct. 27.
- Sherman, Penoyer L. (1831), lawyer, Jan. 4.
- Sherwood, William H. (1854), musician, Jan. 7.
- Simmons, Thomas H. (1845), broker, Sept. 22.
- Skelton, Nellie B. (1855), pianist, Nov. 25.
- Slattery, John (1846), business man, March 25.
- Slayton, Joseph W. (1859), lumberman, in Evanston, Ill., July 29.
- Smidt, Helmer T. (1846), clergyman, June 9.
- Smiley, Charles H. (1850), caterer, March 25.
- Smiley, Mitchell J. (1841), attorney, May 8.
- Smith, John Carson (1832), soldier in civil war, Dec. 31, 1910.
- Smith, Sylvester T. (1839), railroad official, June 18.
- Soder, John F. (1849), attorney, in Wheaton, Ill., Oct. 14.
- Stevens, Mrs. Adeline F. (1828), May 21.
- Stevens, Mrs. Juliet E. (1834), nurse in civil war, May 26.
- Stewart, Robert (1851), street railway official, Feb. 13.
- Stone, Mrs. Caroline A. (1821), March 23.
- Stout, Alexander M. (1853), physician, May 20.
- Street, Robert R. (1850), business man, in Glencoe, Sept. 11.
- Strong, Henry (1829), lawyer and railway builder, in Denver, Col., Oct. 21.
- Sturm, Adolph (1848), business man, Nov. 3.
- Sullivan, Eugene (1865), business man, April 14.
- Sweeney, Michael (1850), ex-alderman, Aug. 12.
- Sweet, Edward De Los (1825), retired business man, March 18.
- Swift, Herbert L. (1875), near Milwaukee, Wis., Oct. 19.
- Taylor, William D. (1859), engineer, Aug. 26.
- Thompson, William G. (1830), jurist, April 2.
- Threedy, Frederick L. (1841), street railway manager, July 21.
- Tomlinson, John H. (1828), publisher, March 21.
- Trautmann, Frank (1820), engineer, Feb. 18.
- Trumbull, Herman J. (1845), commission merchant, Jan. 21.
- Truck, Joseph F. (1835), railroad official, July 25.
- Tuohy, Patrick (1839), founder of Rogers Park, Oct. 17.
- Turnley, Parmenas T. (1821), veteran of Mexican and civil wars, in Highland Park, Ill., April 22.
- Ullman, Frederick (1845), attorney, March 29.
- Underwood, William T. (1853), attorney, in Highland Park, Ill., Dec. 8, 1910.
- Vanderpoel, John H. (1857), artist, in St. Louis, Mo., May 2.
- Van Schaaek, John C. (1858), business man, in Washington, D. C., April 26.
- Vasey, Robert W. (1850), leader in methodist church work, Jan. 24.
- Walker, James H. (1846), merchant, March 13.
- Walker, John (1831), retired broker, Sept. 17.
- Wallace, Mrs. Emma B. (1841), June 7.
- Walls, Mrs. Frances M. (1811), Jan. 6.
- Walsh, John R. (1837), banker, Oct. 23.
- Warner, Mrs. Ezra J. (1840), in Pasadena, Cal., Jan. 8.
- Warren, Everett M., lumberman, in El Paso, Tex., June 21.
- Wells, Moses D. (1837), manufacturer, Dec. 14, 1910.
- Wentworth, Willard E. (1837), hotel man, in Winnetka, Dec. 25, 1910.
- Wetzel, Oscar D. (1834), ex-comptroller, in Tampa, Fla., Aug. 28.
- White, Mary C. F. (1867), Dec. 21, 1910.
- White, Owen L. (1864), captain in fire department, Aug. 27.
- White, Thomas H. (1843), insurance man, May 15.
- Whitman, Charles O. (1842), zoologist, Dec. 6, 1910.

Whittaker, William (1845), contractor, May 30.
 Willard, Charles (1861), actor, in Chicago, Feb. 27.
 Wilson, Cleon B. (1844), druggist, June 30.
 Wilson, William O. (1831), retired business man, Dec. 26, 1910.
 Wolff, Ludwig (1836), manufacturer and philanthropist, April 14.
 Wrenn, John H. (1841), board of trade operator, in Los Angeles, Cal., May 15.
 Yeonans, Clarissa Van (1821), May 6.
 York, John (1840), merchant, May 9.
 Zeltzer, Moritz (1866), dramatic teacher and actor, in Berlin, Germany, May 25.

FOREIGN.

Abbey, Edwin A. (1852), artist, in London, Aug. 1.
 Adler, Hermann (1839), rabbi, in London, July 18.
 Aird, Sir John (1833), engineer, in London, Jan. 6.
 Alexander, William (1824), primate of Ireland and archbishop of Armagh, in Dublin, Sept. 12.
 Arabi, Pasha, leader of rebellion, in Cairo, Egypt, Sept. 24.
 Banffy, Baron D. (1843), statesman, in Budapest, Hungary, Feb. 26.
 Bell, Charles F. M. (1847), managing director of the Times, London, April 5.
 Bell, Joseph (1837), surgeon, in London, Oct. 4.
 Berteaux, Henri M. (1852), minister of war, in Paris, France, May 21.
 Bonaparte, Clothilde (1843), widow of Prince Jerome Bonaparte, in Moncalieri, Italy, June 25.
 Brough, Sydney (1865), actor, in London, March 28.
 Brun, Jean J. (1849), minister of war, in Paris, France, Feb. 23.
 Caceres, Ramon, president, in Santo Domingo city, Nov. 20.
 Campbell, Lady Colin, in London, Nov. 2.
 Cavalcioni, Benjamin (1836), cardinal, in Rome, Italy, April 18.
 Cawdor, Earl of (1847), in London, Feb. 8.
 Clarke, Sir Caspar P. (1846), art authority, in London, March 29.
 Crofts, Ernest (1847), artist, in London, March 19.
 Cronin, Plet A. (1825), Boer general, in Klerksdorp, Transvaal, Feb. 4.
 Cruz, Anibal (1865), Chilean diplomat, in Washington, D. C., Dec. 18, 1910.
 Dicey, Edward (1832), author, in London, July 7.
 Dienlaffoy, George S. (1839), scientist, in Paris, France, Aug. 16.
 Dilke, Charles W. (1843), statesman, in London, Jan. 26.
 Domoulin, John P. (1836), bishop of Niagara, in Hamilton, Ont., March 29.
 Edwards, John P. (1823), peace advocate, in London, April 22.
 Ellis, G. A. (1860), author and critic, in London, England, Feb. 21.
 Firmin, Antenor, Haitian general, in St. Thomas, D. W. I., Sept. 19.
 Fogazzaro, Antonio (1842), author, in Venice, Italy, March 7.
 Galton, Sir Francis (1822), scientist, in London, Jan. 17.
 Gilbert, William S. (1836), comic opera librettist, in London, May 29.
 Gullman, Felix A. (1837), organist, in Paris, France, March 39.
 Hart, Robert (1835), ex-director of customs in China, in London, Sept. 20.
 Hieronymi, Karl von, minister of commerce, in Budapest, Hungary, May 4.
 Hoff, Jacobus H. van't (1852), chemist, in Berlin, Germany, March 2.
 Houssaye, Henry (1848), member of French academy, in Paris, France, Sept. 24.
 Israels, Joseph (1824), artist, in The Hague, Holland, Aug. 12.
 John, Prince of Denmark (1825), in Copenhagen, May 27.
 Julie, Mme. Anne M. L. (1850), opera singer, in Nice, France, April 14.
 Komura, Marquis J. (1855), statesman in Tokyo, Japan, Nov. 24.
 Kriemann, Herman (1830), ex-consul-general to Berlin, in Switzerland, Sept. 22.
 Lefebvre, Maurice, sculptor, in Paris, France, June 14.
 Lloyd, Rodney MacLaine (1841), admiral, in Portsmouth, England, May 17.

MacWhirter, John (1837), artist, in London, England, Jan. 28.
 Mahler, Gustav (1860), composer and conductor, in Vienna, Austria, May 18.
 Moran, Patrick Francis (1830), cardinal, Sydney, N. S. W., Aug. 16.
 Motil, Felix (1856), grand opera director, in Munich, Germany, July 2.
 Pia, Maria (1847), dowager queen of Portugal, in Turin, Italy, July 5.
 Puzyna, Cardinal (1842), cardinal, in Cracow, Sept. 8.
 Reich, Emil (1854), author, in London, Dec. 12, 1910.
 Reuss, Prince Henry of (1832), near Bad Kissingen, Germany, Aug. 16.
 Rothschild, Albert (1844), capitalist, in Vienna, Austria, Feb. 11.
 Roty, Louis O. (1846), engraver, Paris, March 23.
 Rouvier, Maurice (1842), statesman, in Paris, France, June 7.
 Segna, Francesco (1836), cardinal, in Rome, Italy, Jan. 5.
 Singer, Paul (1844), socialist leader, in Berlin, Germany, Jan. 31.
 Stolypin, P. A. (1863), Russian premier, in Kiev, Sept. 13.
 Svendsen, Johann S. (1840), Norwegian composer, in Copenhagen, Denmark, June 14.
 Thurston, Katherine C., novelist, in Cork, Ireland, Sept. 6.
 Wertheimer, Charles, art collector, in London, April 25.
 Whymper, Edward (1840), mountain climber, in Chamougn, France, Sept. 16.
 Woermann, Adolph (1847), ship owner, in Hamburg, Germany, May 4.
 Ziem, Felix (1821), artist, in Paris, France, Nov. 10.

BATTLE SHIP MAINE SUNK BY A MINE.

The wreck of the battle ship Maine, sunk in the harbor of Havana, Cuba, on the night of Feb. 15, 1908, was almost completely uncovered in 1911, though lack of a sufficient appropriation hampered the work. A large cofferdam was built around the vessel and the water pumped out gradually. Much of the hull was sunk deep in the mud and this was cleared away with considerable difficulty. The double bottom of the ship with parts of the keel was found standing in an upright position and some twenty-eight feet higher than the natural position. Experts expressed the belief that such a tearing of the vessel could not have been produced by an interior explosion, but that some unusually large mine must have been used. Rear-Admiral W. L. Capps, formerly constructor of the navy, submitted a report to the secretary of the navy, which tended to confirm the opinion of the court of inquiry that the battle ship was destroyed by an external explosion.

The remains of sixteen of the victims of the disaster were found in the wreckage, but could not be identified.

THE JOHN R. WALSH CASE.


John R. Walsh, Chicago banker, was released on parole from the Leavenworth federal penitentiary Oct. 14, 1911, after serving one year eight months and twenty-six days of the five-year sentence which he was given by Judge Albert B. Anderson in the United States District court in Chicago, March 13, 1908. He began serving his term Jan. 19, 1910, and died Oct. 23, 1911, a few days after his return home on parole. The Chicago National bank, of which he was president, was closed Dec. 16, 1905, and it was charged that his failure was caused by Mr. Walsh's illegal transference of \$2,000,000 to his railroad enterprises.

TRAFFIC IN SAULT STE. MARIE CANAL.

	1908.	1909.	1910.
Steamers	12,553	16,463	17,674
Sailing vessels	1,355	1,787	1,890
Unregistered	1,273	984	1,335
Total	15,685	19,204	20,899
Net registered tonnage.....	31,091,730	46,751,717	49,856,123
Net freight tonnage.....	41,390,557	57,895,149	62,363,218
Passengers, number....	53,287	59,948	66,932


MEN OF THE YEAR.

BOUTELL, Henry Sherman—Born in Boston, Mass., March 14, 1856; moved to Chicago, Ill., 1863; graduated from Northwestern university, 1874; admitted to bar, 1879; practiced law in Chicago; republican; elected to 55th, 56th, 57th, 58th, 59th, 60th and 61st congresses; defeated for 62d congress; delegate to republican national convention, 1908; appointed United States minister to Switzerland by President Taft April 24, 1911.



Copyright, Clinedinst, Washington, D. C.

BORDEN, Robert Laird—Born in Grand Pre, Nova Scotia, June 26, 1854; educated at Acaela Villa academy, Horton; studied law; called to bar, 1878; had extensive practice before Supreme court of Canada; member of parliament since 1896; elected leader of the conservative party in the house of commons, 1901; became premier after defeat of Laurier ministry on reciprocity issue in 1911.




BRYAN, Nathaniel Philemon—Born in Orange (now Lake) county, Florida, April 23, 1872; graduated at Emory college, Oxford, Ga., in 1893; studied law at Washington and Lee university, graduating in 1895; practiced law in Jacksonville, Fla.; chairman of board of control of state institutions of higher education, 1905-1909; democrat; nominated for United States senator at primaries and elected by legislature in 1911; term expires 1917.



Harris & Ewing, Washington, D. C.

BESSEY, Charles Edwin—Born in Wayne county, Ohio, May 21, 1845; studied botany under Dr. Asa Gray at Harvard, 1872-1873 and 1875-1876; became professor of botany in the Iowa Agricultural college and University of Nebraska; botanical editor of American Naturalist and of Science; author of several works on botany; elected president of American Association for Advancement of Science for the year 1911.




CHILTON, William Edwin—Born in Kanawha, W. Va., March 17, 1858; educated in public schools; studied law and practiced in Charleston, W. Va.; chairman of democratic state executive committee in 1892; appointed secretary of state to serve from 1893 to 1897; was law partner of Senator John E. Kenna; practiced in state and federal courts; elected United States senator Feb. 1, 1911, to succeed Nathan B. Scott.




New York Herald syndicate

CLARK, Champ—Born in Anderson county, Kentucky, March 7, 1850; educated in common schools, Kentucky university and Cincinnati law school; president Marshall college, W. Va., 1873-1874; moved to Bowling Green, Mo., 1875; practiced law; chairman national democratic convention, St. Louis, Mo., July 6-9, 1904; member of 53d, 55th, 56th, 57th, 58th, 59th, 60th, 61st and 62d congresses; elected speaker of house April 4, 1911.



Copyright, Clinedinst, Washington, D. C.

CLEMENTS, Judson C.—Born in Walker county, Georgia, Feb. 12, 1846; educated in private schools and academy; studied law in Cumberland university, Lebanon, Tenn.; served in confederate army; admitted to bar in 1869 and practiced law in Lafayette, Ga.; democrat; member of state legislature, 1872-1876; member of congress, 1881-1891; appointed interstate commerce commissioner, 1892; made chairman Jan. 13, 1911.



Harris & Ewing, Washington, D. C.

FALCONIO, Domenico—Born in Pescocostanzo, Italy, 1842; came to the United States as missionary, 1865; ordained priest, 1866; engaged in educational work; became citizen of United States, 1868; returned to Italy, 1883, occupying various offices in the Franciscan order; made archbishop of Acerenza and Matera, 1895; apostolic delegate to United States, 1902 to 1911; appointed cardinal at consistory held in Rome Nov. 27, 1911.



Photo by Matsena

FARLEY, John Murphy—Born in Newton Hamilton, Ireland, April 20, 1842; educated at St. John's college, Fordham; St. Joseph's seminary, Troy, N. Y., and at American college in Rome; vicar-general archdiocese of New York, 1891; auxiliary bishop of New York, 1895; titular bishop of Zeugma, 1895; archbishop of New York, 1902; author of Life of Cardinal McCloskey and other works; appointed cardinal, 1911.



Church News Association, N. Y.

FARRELL, James A.—Born in New Haven, Conn., 1863; educated in public schools; began work at age of 16 with the New Haven Wire company; at age of 25 went to Pittsburgh, where he was connected with the Oliver Wire company and later with the Pittsburgh Wire company; president U. S. Steel Products Co., 1903-1910; widely known in connection with steel export business; elected president U. S. steel corporation Jan. 31, 1911.




Underwood & Underwood, New York

FISHER, Walter Lowrie—Born in Wheeling, W. Va., July 4, 1862; graduated from Hanover college, Hanover, Ind., in 1883; admitted to bar in 1888 and began practice in Chicago; republican; member of Municipal Voters' league and president of same in 1906; active in settlement of street railway franchises; special traction counsel of city of Chicago, 1906-1911; appointed secretary of Interior to succeed R. A. Ballinger, 1911.




Copyright, Clinedinst, Washington, D.C.

GREGORY, Stephen Strong—Born in Unadilla, N. Y., Nov. 16, 1849; graduated from University of Wisconsin, 1870; practiced law in Madison, Wis., 1871-1874; removed to Chicago and has practiced there since then; represented city in lake front case before the U. S. Supreme court; has been connected with many other noted cases; democrat in politics; elected president of the American Bar association Aug. 31, 1911.



Waugler Photo

GRONNA, Asie J.—Born at Elkader, Iowa, Dec. 10, 1858; educated in public schools and Caledonia academy; engaged in teaching and farming in Minnesota and South Dakota; settled in Lakota, S. D., in 1887, where he engaged in mercantile business, banking and farming; held various offices of trust in county and state; republican; elected to 59th, 60th and 61st congresses; elected United States senator Jan. 17, 1911.




Copyright, Clinedinst, Washington, D.C.

HILLES, Charles Dewey—Born in Belmont county, Ohio, June 23, 1867; received high school and academic education; financial officer of Boys' Industrial school of Ohio, 1892-1902; financial superintendent of New York Juvenile asyllum, Dobbs Ferry, N. Y., 1902-1909; assistant secretary United States treasury, 1909-1911; appointed secretary to president of United States in March, 1911, to succeed Charles Dyer Norton, resigned.




Copyright, Clinedinst, Washington, D.C.

HITCHCOCK, Gilbert M.—Born in Omaha, Neb., Sept. 18, 1859; educated in public schools and in Germany; graduated from University of Michigan law department in 1881; practiced law in Omaha, 1881-1885; entered journalism as owner and editor of Omaha Evening World; bought Morning Herald, 1889; consolidated papers; democrat; member of congress, 1903-1905, 1907-1911; elected United States senator, 1911; term expires in 1917.



New York Herald graduate

JOHNSON, Charles Fletcher—Born in Winslow, Me., Feb. 14, 1859; graduated from Bowdoin college, 1879; worked as railroad clerk and school teacher; admitted to bar, 1886; attorney for various corporations; mayor of Waterville, Me., 1893; democrat; elected to state legislature, 1905 and 1907; party leader on floor both terms; elected United States senator, 1911, to succeed Eugene Hale; his term of service will expire March 3, 1917.




Copyright, Clinedinst, Washington, D.C.

KENYON, William S.—Born in Elyria, O., June 10, 1869; educated in public schools and Grinnell college; studied law and on admission to bar practiced in Iowa; prosecuting attorney of Webster county two terms; served one term as judge of the eleventh district; attorney and general counsel for Illinois Central until 1910; appointed assistant United States attorney general 1910; republican; elected United States senator April 12, 1911.



Copyright by G. V. Buck, from Underwood & Underwood

KERN, John Worth—Born in Howard county, Indiana, Dec. 20, 1849; graduated from University of Michigan, 1869; reporter Indiana Supreme court, 1885-1889; state senator, 1892-1896; city attorney, Indianapolis, 1897-1901; democrat; candidate for governor, 1900 and 1904; candidate for vice-president of United States, 1908; elected United States senator Jan. 17, 1911, to succeed Albert J. Beveridge, republican.



Harris & Ewing, Washington, D. C.

LEA, Luke—Born in Nashville, Tenn., April 12, 1879; educated in preparatory schools of Nashville and the University of the South at Sewanee, graduating in 1900; studied law at Columbia university; democrat; entered politics in 1905; established the Tennessean newspaper in Nashville in 1907; bought the American in 1910; supported B. W. Hooper, independent republican, for governor, 1910; elected United States senator, 1911.




Harris & Ewing, Washington, D. C.

LIPPITT, Henry F.—Born in Providence, R. I., Oct. 12, 1856; received a cademical education, graduating from Brown university in 1879; entered cotton manufacturing business, rising from day operative to general manager; director in banks and insurance companies in Providence, R. I.; republican; elected Jan. 18, 1911, to succeed Nelson W. Aldrich, retired; term expires March 3, 1917.




New York Herald syndicate

MARTINE, James Edgar—Born in the city of New York in August, 1850; educated in public schools, but owing to death of his father had to leave school at age of 13; engaged in farming; democratic in politics, but held no public office, made his home in Plainfield, N. J.; at primary election for United States senator he received the highest number of votes and was elected by the legislature in 1911.




Harris & Ewing, Washington, D. C.

M'LEAN, George Payne—Born in Simsbury, Conn., Oct. 7, 1857; educated in public schools; studied law and was admitted to practice in Hartford; republican in politics; member of Connecticut house of representatives, 1883; of state senate, 1886; United States attorney for state, 1892-1896; counsel for state comptroller and state treasurer same period; governor of Connecticut, 1901-1903; United States senator, 1911.



Harris & Ewing, Washington, D. C.

MYERS, Henry L.—Born in Cooper county, Missouri, Oct. 9, 1862; received public school and academic education; employed as farmer, teacher and newspaper writer; studied law and was admitted to the bar by the Supreme court of Missouri; practiced for some time in Booneville and West Plains, Mo.; removed to Hamilton, Ravalli county, Montana, in 1893; democrat; elected United States senator in March, 1911.



Harris & Ewing, Washington, D. C.

O'CONNELL, William Henry—Born in Lowell, Mass., Dec. 8, 1859; educated in Boston college and American college in Rome; ordained priest, 1884; rector of American college in Rome, 1895-1897; bishop of Portland, Me., 1901; special envoy to Japan, 1905; named archbishop, 1906, succeeded to see of Boston, Mass., 1907, on death of Archbishop Williams; appointed cardinal at consistory held in Rome Nov. 27, 1911.




Copyright, B. F. Conklin, Boston

O'GORMAN, James Aloysius—Born in New York, N. Y., May 5, 1860; at age of 17 entered the College of the City of New York and later attended the University of New York law school; admitted to the bar in 1882; elected justice of Municipal court, 1893; elected a justice of the New York Supreme court in 1899 for term of fourteen years; after long deadlock elected United States senator as a democrat March 31, 1911.




Underwood & Underwood

PEARSE, Carroll Gardner—Born in Tabor, Iowa, Nov. 2, 1858; educated in public schools and Doane college, Crete, Neb.; served as school principal in Crete and as superintendent of schools in Wilber, Neb., 1885; Beatrice, Neb., 1888; Omaha, Neb., 1895-1904, and Milwaukee, Wis., 1904 to date; instructor for many years in various normal institutes; elected president of National Education association July 13, 1911.



Daily News Photo

POINDEXTER, Miles—Born in Memphis, Tenn., April 22, 1868; graduated from academic and law departments of Washington and Lee university, Lexington, Va., 1891; moved to state of Washington same year and began practice of law at Walla Walla; moved to Spokane, 1897; elected Superior court judge, 1904; republican; elected to congress, 1908; elected United States senator, Jan. 17, 1911; term expires March 3, 1917.



American Press Association, N. Y.

POMERENE, Atlee—Born in Berlin, Holmes county, Ohio, Dec. 6, 1873; graduated from Princeton college in 1894 and Cincinnati law school in 1895; practiced law in Canton, O.; city solicitor, 1887 to 1891; prosecuting attorney of Stark county, 1896-1899; democrat; nominated for lieutenant-governor of Ohio on democratic ticket and elected in 1910; elected United States senator, Jan. 10, 1911, to succeed Charles Dick, republican.



Copyright, Clinedinst, Washington, D. C.

REED, James A.—Born near Mansfield, O., Nov. 9, 1861; educated in Cedar Rapids (Iowa) public schools and Coe college; admitted to bar in 1885; prosecuting attorney of Jackson county, Missouri, 1898-1900; elected mayor of Kansas City in 1900 and re-elected in 1902; democrat; nominated at primary for United States senator in November, 1910; elected to that position in January, 1911, to succeed William Warner; term expires in 1917.



SMITH, Hoke—Born in Newton, N. C., Sept. 2, 1855; educated in private school; admitted to bar 1873; practiced in Atlanta, Ga.; owner Atlanta Journal, 1887-1898; secretary of interior under President Cleveland, 1893-1896; president of the Atlanta board of education from 1886 to 1907; governor of Georgia, 1907-1911; democrat; elected United States senator July 12, 1911, to succeed A. S. Clay, deceased.




STIMSON, Henry L.—Born in New York, N. Y., Sept. 21, 1867; graduated from Yale, 1888, and from Harvard law school, 1891; practiced law in New York city; United States district attorney for southern district of New York, 1906-1909; republican candidate for governor of New York in 1910, but defeated; appointed secretary of war by President Taft May 12, 1911, to succeed Jacob M. Dickinson of Chicago and Tennessee, resigned.




American Press Association Photo

TOWNSEND, Charles Elroy—Born in Concord, Mich., Aug. 15, 1856; educated in common schools and University of Michigan, where he remained one year; studied law and was admitted to the bar in 1895; practiced in Jackson, Mich., which he made his home; register of deeds, 1886-1887; republican; elected to 58th, 59th, 60th and 61st congresses; elected United States senator Jan. 17, 1911, to succeed Julius C. Burrows.



Harris & Ewing, Washington, D. C.

TRIMBLE, Harvey M.—Born near Wilmington, O., 1842; educated in Eureka college, Illinois; served in civil war as private, sergeant-major and adjutant, declining a captaincy; made his home in Princeton, Ill.; elected county judge of Bureau county four times; in 1897 elected circuit judge of the 18th Illinois circuit; Illinois department commander of the Grand Army of the Republic, 1902; commander of the G. A. R., 1911.



American Press Association Photo

WATSON, Clarence Wayland—Born in Fairmont, W. Va., May 8, 1864; educated in public schools of Marion county; left school at early age to engage in coal mining; democrat; in July, 1908, was a delegate from the first district of his state to the democratic national convention in Denver, Col.; elected United States senator to succeed Stephen B. Elkins, Jan. 25, 1911, after a long contest; term expires March 3, 1915.



American Press Association Photo

WORKS, John D.—Born in Indiana, March 29, 1847; served in civil war; studied law and was admitted to the bar in Indiana; moved to San Diego, Cal., in 1883 and formed a partnership with Olin Welborn; served as judge of superior court and then as a member of the state supreme court; republican in politics; elected United States senator in January, 1911, receiving 92 votes in the legislature out of 120; term expires March 3, 1917.



Harris & Ewing, Washington, D. C.

CARNEGIE CORPORATION OF NEW YORK.

Andrew Carnegie announced Nov. 10, 1911, that he had given \$25,000,000 to the Carnegie Corporation of New York, organized in that city on the date named under a charter granted by the state legislature of New York in June, 1911, "to promote the advancement and diffusion of knowledge and understanding among the people of the United States." The following official statement of the organization of the corporation was issued:

"The Carnegie Corporation of New York, incorporated by an act passed by the New York legislature June 9, 1911, was organized Nov. 10, 1911. The purposes of the corporation, as stated in the charter, are as follows:

"Section 1. Andrew Carnegie, Ellihu Root, Henry S. Pritchett, William N. Frew, Robert S. Woodward, Charles L. Taylor, Robert A. Franks, James Bertram and their successors are hereby constituted a body corporate by the name of Carnegie Corporation of New York for the purpose of receiving and maintaining a fund or funds and applying the income thereof to promote the advancement and diffusion of knowledge and understanding among the people of the United States by aiding technical schools, institutions of higher learning, libraries, scientific research, Lero funds, useful publications and by such other agencies and means as shall from time to time be found appropriate therefor."

"The incorporators met at Mr. Carnegie's house Friday afternoon, Nov. 10, 1911, accepted the charter, adopted the constitution and by-laws and elected the following officers: President, Andrew Carnegie; vice-president, Ellihu Root; treasurer, Robert A. Franks; secretary, James Bertram.

"Mr. Carnegie transferred to the corporation, for its corporate purposes, \$25,000,000 par value first mortgage gold bonds of the United States Steel corporation. It is intended that the business of founding and aiding libraries and educational institutions, which had been carried on by Mr. Carnegie as an individual for many years, will be turned over to the corporation at an early date and carried on by the corporation."

STEPHENSON INVESTIGATION.

Aug. 15, 1911, the United States senate adopted the following resolution reported from the committee on privileges and elections:

"That the senate committee on privileges and elections, or any subcommittee thereof, be authorized and directed to investigate certain charges preferred by the legislature of Wisconsin against Isaac Stephenson, a senator of the United States from the state of Wisconsin, and to report to the senate whether in the election of said Isaac Stephenson as a senator of the United States from the said state of Wisconsin there were used or employed corrupt methods or practices; that said committee or subcommittee be authorized to sit during the recess of the senate, to hold its session at such place or places as it shall deem most convenient for the purposes of the investigation, to employ stenographers, to send for persons and papers and to administer oaths; and that the expenses of the inquiry shall be paid from the contingent fund of the senate upon vouchers to be approved by the chairman of the committee or chairman of the subcommittee."

Senators Heyburn, Sutherland, Pomerene, Bradley and Paynter were appointed a special committee to conduct the investigation, which began in Milwaukee, Wis., Oct. 2 and continued until Nov. 1. Senator Stephenson testified that he had spent \$107,793 in the primary campaign of 1908 to secure the nomination. He said he had not handled the money himself, but had given most of it to his campaign manager, E. A. Edmonds, to use as he saw fit. He denied that any of the money had been corruptly used to secure his nomination. Mr. Edmonds declared that the money was spent legitimately for brass bands, lithographs, buttons, advertising and other customary campaign expenses. No detailed accounts were kept. State Senator John J. Blaine, the senator's principal accuser, admitted on the stand that he had relied chiefly upon newspaper reports, political speeches and rumors in formulating his charges.

UNITED STATES POSTAL SERVICE.
GROWTH OF SERVICE SINCE 1850.

Year.	Revenue.	Expenditures.	Deficit.	Total offices.	Presidential offices.
1850.....	\$5,499,984.86	\$5,212,953.43	18,417
1860.....	8,518,067.40	19,170,609.89	\$10,652,542.49	28,498	433
1870.....	19,772,220.65	23,998,837.63	4,226,616.98	28,192	1,093
1880.....	33,315,479.34	36,842,803.68	3,227,324.34	42,989	1,750
1890.....	60,882,097.92	66,259,547.84	5,377,449.92	62,401	2,728
1895.....	76,983,128.19	87,179,551.28	10,196,423.09	70,064	3,506
1900.....	102,354,579.29	107,740,267.99	5,385,688.70	76,691	4,237
1901.....	111,631,193.39	115,554,920.87	3,981,520.71	76,337	4,469
1902.....	121,848,047.26	124,785,637.07	2,961,169.91	76,237	4,743
1903.....	134,224,442.24	135,784,487.97	4,586,977.16	74,031	5,045
1904.....	149,582,624.34	152,362,116.70	8,312,769.17	71,325	5,586
1905.....	152,826,585.25	167,339,169.23	14,594,387.12	69,133	6,054
1906.....	167,932,782.95	178,449,778.89	10,542,941.76	65,009	6,510
1907.....	183,585,005.57	190,238,283.34	6,692,031.47	62,660	6,317
1908.....	191,478,663.41	203,351,886.15	16,910,278.99	61,158	6,819
1909.....	203,562,383.07	221,004,102.89	17,479,770.47	60,144	7,202
1910.....	224,128,657.62	229,977,224.50	5,881,451.95	59,580	7,592
1911.....	237,879,823.60	237,648,926.68	*219,118.12	59,237	7,877

*Surplus.

NOTE—July 1, 1863, first-class postage, 3 cents per one-half ounce, any distance; Oct. 1, 1863, first-class postage, 2 cents per one-half ounce, any distance; July 1, 1865, first-class postage, 2 cents per ounce, any distance.

RAILWAY MAIL SERVICE.

Year.	Clerks.	Cost.	Year.	Clerks.	Cost.
1865 (est.)	64	1904.....	11,437	\$12,105,549.77
1870.....	1,157	1905.....	12,284	13,285,242.94
1880.....	2,946	\$1,367,463.35	1906.....	13,401	14,177,969.99
1890.....	5,836	5,562,844.35	1907.....	14,184	15,175,587.76
1895.....	6,481	7,103,025.30	1908.....	15,295	17,373,336.92
1898.....	8,695	8,838,993.32	1909.....	15,866	18,356,800.13
1901.....	9,105	9,675,436.52	1910.....	16,579	19,389,414.44
1902.....	9,627	10,264,588.38	1911.....	16,792	20,106,909.40
1903.....	10,418	11,288,845.75			

*Cost of service included with "Transportation of mails" prior to 1876.

CITY FREE-DELIVERY SERVICE.

Year.	Carriers.	Cost.	Year.	Carriers.	Cost.
1863 (est.)	685	\$204,477.77	1904.....	20,761	\$20,561,208.01
1870.....	1,362	1,231,340.68	1905.....	21,778	20,919,078.13
1880.....	2,628	2,363,717.71	1906.....	22,965	22,057,176.70
1890.....	9,066	7,977,514.26	1907.....	24,577	23,248,535.90
1895.....	12,714	12,145,408.77	1908.....	26,352	26,343,201.19
1900.....	15,322	14,512,190.04	1909.....	27,620	29,770,650.36
1901.....	16,389	15,252,600.00	1910.....	28,715	31,737,673.64
1902.....	17,785	17,123,310.90	1911.....	29,168	33,087,876.80
1903.....	19,542	19,337,986.00			

RURAL FREE-DELIVERY SERVICE.

Year.	Carriers.	Cost.	Year.	Carriers.	Cost.
1897.....	44	1905.....	32,055	\$20,819,944.69
1898.....	148	\$49,999.71	1906.....	35,666	24,738,980.79
1899.....	391	149,979.69	1907.....	37,582	26,633,304.36
1900.....	1,276	420,433.17	1908.....	39,143	34,255,209.04
1901.....	4,301	1,749,525.06	1909.....	40,499	35,549,260.34
1902.....	8,466	3,993,706.51	1910.....	40,997	37,041,156.09
1903.....	15,119	8,011,635.48	1911.....	41,560	37,122,254.03
1904.....	24,465	12,640,070.35			

*Cost included in "City free-delivery" service.

RECEIPTS AND EXPENDITURES.

Fiscal year ended June 30, 1911.

RECEIPTS.	
Sales of postage stamps, postal cards, etc.	\$213,666,348.47
Second-class postage, paid in money...	8,933,098.93
3d and 4th class postage, paid in money	5,049,918.73
Box rents.....	4,406,843.78
Miscellaneous receipts.....	95,726.42
Letter postage, paid in money.....	355,223.54
Fines and penalties.....	67,542.77
Dead letters.....	32,354.65
Revenue from money-order business.....	4,792,453.12
Unpaid money orders more than one year old.....	479,813.19
Total	237,879,823.60

EXPENDITURES.

Advertising.....	623.80
Rent of buildings, postoffice department	34,400.00
Electric power, light, etc.....	4,185.09
Postoffice inspectors.....	1,004,489.73
Investigating labor-saving devices.....	411.98
Equipment Washington city postoffice..	2,189.65

Payment of rewards.....	22,369.99
Printing and binding opinions of assistant attorney-general.....
Mis. expenses, postmaster-general.....	188.43
Compensation to postmasters.....	23,284,964.11
Assistant postmasters and clerks in postoffice.....	40,364,930.39
Rent, light and fuel.....	4,044,881.75
Rent, etc., station H, New York city.....	191.89
Mis. items, 1st and 2d class offices.....	294,772.79
Canceled machines, etc.....	313,009.99
Mechanical and labor-saving devices.....	17,585.08
Assistant superintendents, salary and allowance division.....	36,175.18
City delivery service.....	33,087,876.80
Miscellaneous expenses first assistant postmaster-general.....	1,350,381.14
Mail transportation, star.....	521.49
Mail transportation, boat.....	7,150,640.20
Mail-messenger service.....	775,936.45
Pneumatic tube service.....	1,547,121.38
Wagon service.....	1,662,798.46
Mail bags, etc.....	272,170.79
Laborers, mail-bag repair shops.....	98,813.63
Mail equipment shop, Chicago, Ill.....	3,846.91
Mail locks and keys, etc.....	10,438.97
Laborers, mail-lock repair shop.....	38,762.19
Mail transportation, railroad.....	46,470,854.22
Tabulating railroad statistics.....	13,751.92
Freight on mail bags, postal cards, etc.	458,918.70
Railway postoffice car service.....	4,112,268.74
Railway mail service.....	20,106,909.40
Electric and cable car service.....	688,663.20
Transportation of foreign mails.....	2,934,296.16
Assistant snpt., division foreign mails.....	2,500.00
Balances due foreign countries.....	372,470.62
Miscellaneous expenses, second assistant postmaster-general.....	334.15
Freight and expressage on supplies.....	692,607.30
Manufacture of postage stamps.....
Manufacture of stamped envelopes and newspaper wrappers.....	1,542,045.52
Distribution of stamped and official envelopes, etc.....	25,122.39
Manufacture of postal cards.....	304,204.49
Distribution of postal cards.....	7,276.80
Ship, steamboat and way letters.....	100.62
Indemnities, domestic registered mail.....	14,648.34
Indemnities, international registered mail	1,771.08
Miscellaneous expenses, third assistant postmaster-general.....	1,182.94
Special counsel, suits, second-class mailing privilege.....	1,196.66
Unpaid money orders more than one year old.....	424,053.74
Stationery.....	89,630.89
Official and registry envelopes.....	131,122.25
Distribution of registry envelopes.....	3,860.00
Blanks, etc., money order service.....	163,841.62
Miscellaneous items, registry system.....	3,574.81
Supplies, city delivery service.....	77,190.78
Postmarking, rating and money order stamps.....	38,722.34
Letter balances and scales.....	11,051.00

Wrapping paper.....	10,854.06	Intaglio seals, foreign mail service....	6,082.50
Wrapping twine and tying devices.....	177,977.00	Files, etc., division of supplies.....
Facings slips, etc.....	56,897.26	Rural delivery service.....	37,122,254.93
Typewriters, etc.....	61,349.07	Miscellaneous expenses, fourth assist-	
Printing street directories.....	ant postmaster-general.....	756.88
Supplies, rural delivery service.....	23,502.62	Net audited expenditures.....	237,648,926.68
Shipment of supplies.....	83,398.88		

POSTMASTERS OF LARGE CITIES (1911).

Albany, N. Y.—Henry F. Snyder.
 Baltimore, Md.—W. Hall Harris.
 Boston, Mass.—E. C. Mansfield.
 Buffalo, N. Y.—Fred Greiner.
 Camden, N. J.—Robert L. Barber.
 Charleston, S. C.—W. L. Harbes.
 Chicago, Ill.—Daniel A. Campbell.
 Cincinnati, O.—E. R. Monfort.
 Cleveland, O.—Raymond G. Floyd.
 Columbus, O.—H. W. Krumm.
 Dayton, O.—F. G. Withoft.
 Denver, Col.—Paul J. Sours.
 Des Moines, Iowa—Louis C. Kurtz.
 Detroit, Mich.—Homer Warren.
 Duluth, Minn.—Arthur P. Cook.
 Fall River, Mass.—George T. Durfee.
 Fort Wayne, Ind.—Robert B. Hanna.
 Galveston, Tex.—Harry A. Griffin.
 Grand Rapids, Mich.—Loomis K. Bishop.
 Hartford, Conn.—Frank A. Hagary.
 Indianapolis, Ind.—Robert H. Bryson.
 Jersey City, N. J.—Peter F. Wanser.
 Kansas City, Mo.—Joseph H. Harris.
 Lincoln, Neb.—E. R. Sizer.
 Los Angeles, Cal.—W. H. Harrison.
 Louisville, Ky.—Robert E. Woods.
 Lowell, Mass.—Joseph A. Legare.
 Memphis, Tenn.—L. W. Duto.
 Milwaukee, Wis.—David C. Owen.
 Minneapolis, Minn.—W. D. Hale.

Nashville, Tenn.—A. W. Wills.
 Newark, N. J.—James L. Hayes.
 New Haven, Conn.—J. A. Howarth.
 New Orleans, La.—A. F. Leonhardt.
 New York, N. Y.—Edward M. Morgan.
 Omaha, Neb.—B. F. Thomas.
 Paterson, N. J.—George W. Pollitt.
 Peoria, Ill.—Henry W. Lynch.
 Philadelphia, Pa.—Thomas B. Smith.
 Pittsburgh, Pa.—William H. Davis.
 Portland, Me.—Fred H. King.
 Portland, Ore.—Charles B. Merrick.
 Providence, R. I.—Walter A. Kilton.
 Reading, Pa.—A. M. High.
 Richmond, Va.—Edgar Allen, Jr.
 Rochester, N. Y.—Joseph A. Crane.
 St. Joseph, Mo.—Laurence O. Weakley.
 St. Louis, Mo.—Thomas J. Akins.
 St. Paul, Minn.—Edward Yanish.
 Salt Lake City, Utah—A. L. Thomas.
 San Antonio, Tex.—John J. Stevens.
 San Francisco, Cal.—A. G. Fisk.
 Seattle, Wash.—George W. Russell.
 Springfield, Ill.—L. E. Wheeler.
 Springfield, Mass.—Louis C. Hyde.
 Toledo, O.—W. H. Tucker.
 Trenton, N. J.—A. C. Yard.
 Troy, N. Y.—A. E. Bonesteel.
 Washington, D. C.—Norman A. Merritt.

UNITED STATES POSTAL SAVINGS LAW.

The act of congress, approved June 25, 1910, authorizes the establishment of postal savings depository offices and creates a board of trustees, consisting of the postmaster-general, the secretary of the treasury and the attorney-general, severally, acting ex officio, with power to designate such post-offices as it may select to be postal savings depository offices. This board has control and supervision of all postal savings offices and of the funds deposited in them, and has authority to make all necessary regulations for the receipt, custody, deposit, investment and repayment of such funds.

Any person, 16 years of age or over, may open an account, in his or her own name, in any postal savings depository, but no person can have more than one such account in his or her own right. Deposit accounts may be opened, first, by the deposit of \$1 or a larger amount in multiples thereof; second, by purchasing for 10 cents a postal savings card and attaching thereto 10 cent postal saving stamps and depositing the card and the stamps in the amount of \$1, or any multiple thereof. Additional deposits may be made in cash in amounts of \$1 or multiples thereof, or by card and 10 cent stamps in corresponding amounts, but no person is permitted to deposit more than \$100 in any calendar month, and the balance to the credit of any person can never exceed \$500.

Interest at the rate of 2 per cent per annum is

allowed on all deposits, and any person may withdraw the whole or any part of his or her deposit, with accrued interest, upon demand and under such rules as the board of trustees prescribe.

Of the postal savings bank fund, 5 per cent is deposited as a reserve with the treasurer of the United States. The remaining funds are deposited in national or state banks at a rate of interest of not less than 2½ per cent.

The faith of the United States is pledged to the payment of any deposit made in postal savings bank depository offices.

The banks were a success from the start. During the period from Jan. 3 to Feb. 28, 1911, the number of accounts opened in the forty-eight depositories first established was 3,923 and the net amount on deposit was \$138,869. Many additional postal savings banks were established in the course of the year and the pressure of work incident to the extension of the system delayed the compilation of statistics for the fiscal year 1911, so that the figures were not available in time for publication in this edition of The Daily News Almanac and Year-Book.

The first postal savings bank in Chicago was opened in the main office Aug. 1. The number of depositors on the first day was 461 and the total amount deposited \$9,421. Postal banks were also opened Aug. 1 in New York, Boston and St. Louis.

LOCATION OF FIRST POSTAL BANKS.

One city in each state was selected by the post-office authorities for the opening of the first postal savings banks in the United States Jan. 3, 1911. The cities were:

Alabama—Bessemer.
 Arizona—Globe.
 Arkansas—Stuttgart.
 California—Oroville.
 Colorado—Leadville.
 Connecticut—Ansonia.
 Delaware—Dover.
 Florida—Key West.
 Georgia—Brunswick.
 Idaho—Coeur d'Alene.
 Illinois—Pekin.
 Indiana—Princeton.
 Iowa—Decorah.
 Kansas—Pittsburg.
 Kentucky—Middleburg.
 Louisiana—New Iberia.
 Maine—Rumford.
 Maryland—Frostburg.
 Massachusetts—Norwood.
 Michigan—Houghton.

Minnesota—Bemidji.
 Mississippi—Gulfport.
 Missouri—Carthage.
 Montana—Anaconda.
 Nebraska—Nebraska City.
 Nevada—Carson City.
 New Hampshire—Berlin.
 New Jersey—Rutherford.
 New Mexico—Raton.
 New York—Cohoes.
 N. Carolina—Salisbury.
 N. Dakota—Wahpeton.
 Ohio—Ashtabula.
 Oklahoma—Guymon.

Oregon—Klamath Falls.
 Pennsylvania—DuBois.
 Rhode Island—Bristol.
 S. Carolina—Newberry.
 S. Dakota—Deadwood.
 Tennessee—Johnson City.
 Texas—Port Arthur.
 Utah—Provo.
 Vermont—Montpelier.
 Virginia—Clifton Forge.
 Washington—Olympia.
 West Virginia—Grafton.
 Wisconsin—Manitowoc.
 Wyoming—Laramie.

WILLIAM LORIMER'S ELECTION AS UNITED STATES SENATOR.

The right of William Lorimer, republican, of Chicago, to hold his seat in the United States senate to which he was elected May 26, 1909, by a combination of democrats and republicans in the Illinois legislature, was challenged in the upper house of congress Jun. 9, 1911. Two resolutions were introduced, both declaring his election illegal. One, presented by Senator Albert J. Beveridge of Indiana, was as follows:

"Resolved, That William Lorimer was not duly and legally elected to a seat in the senate of the United States by the legislature of Illinois."

The other, which was introduced by Senator Robert L. Owen of Oklahoma, was as follows:

"Resolved, That the so-called election of William Lorimer on May 26, 1909, by the legislature of the state of Illinois was illegal and void."

Senator Beveridge, as a member of the committee on privileges and elections submitted a report dissenting from the views of the majority of the committee, which, in December, 1910, had declared that the charges of bribery in connection with Mr. Lorimer's election were not sustained. [See The Daily News Almanac and Year-Book for 1911, page 404.] Senator Beveridge contended that if only one case of bribery had been established it invalidated the whole election. "The testimony is overwhelming," he declared, "not only that four members of the general assembly were bribed, but that three of their fellow members paid them their money. But these seven votes were not all of the tainted votes cast in this purling transaction. The testimony shows that at least three additional corrupt votes were cast—those of Clark, Shepard and Linke."

In the course of the long and acrimonious debate which followed and lasted until March 1 speeches against the legality of Mr. Lorimer's election were made by Senators Root, Borah, Crawford, Cummins and others, while among those championing the Illinois Senator's cause were most ardently Senators Bailey, Burrows, Payner and Heyburn. Mr. Lorimer made a lengthy speech in his own defense, alleging that he was elected in part through his personal popularity among democrats. Senator Cullom spoke in defense of the honor of Illinois generally, though he said nothing about the case pending before the senate. The final vote was taken March 1 and resulted in the defeat of the Beveridge resolution by forty-six nays to forty yeas, as follows:

NAYS (FOR LORIMER).

REPUBLICANS.

Bradley, Ky.	Dick, O.	Nixon, Nev.
Brandegee, Conn.	Dillingham, Vt.	Oliver, Pa.
Briggs, N. J.	Du Pont, Del.	Perkins, Cal.
Bulkeley, Conn.	Flint, Cal.	Penrose, Pa.
Burnham, N. H.	Frye, Me.	Piles, Wash.
Burrows, Mich.	Gallinger, N. H.	Richardson, Del.
Carter, Mont.	Gamble, S. D.	Scott, W. Va.
Clark, Wyo.	Guggenheim, Col.	Smoot, Utah.
Crane, Mass.	Hale, Me.	Stephenson, Wis.
Cullum, Ill.	Heyburn, Idaho.	Warren, Wyo.
Curtis, Kas.	Kean, N. J.	Wetmore, R. I.
Depew, N. Y.	McCumber, N. D.	—35.

DEMOCRATS.

Bailey, Tex.	Paynter, Ky.	Tillman, S. C.
Bankhead, Ala.	Stimmons, N. C.	Watson, W. Va.
B Fletcher, Fla.	Smith, Md.	—11.
Foster, La.	Thornton, La.	Total nays, 46.
Johnston, Ala.		

YEAS (AGAINST LORIMER).

REPUBLICANS.

Beveridge, Ind.	Crawford, S. D.	Nelson, Minn.
Borah, Idaho.	Cummins, Iowa.	Page, N. Y.
Bourne, Ore.	Dixon, Mont.	Root, N. Y.
Bristow, Kas.	Gronna, N. D.	Smith, Mich.
Brown, Neb.	Jones, Wash.	Sutherland, Utah.
Burkett, Neb.	La Follette, Wis.	Warner, Mo.
Burton, O.	Lodge, Mass.	Young, Iowa—22.
Clapp, Minn.		

DEMOCRATS.

Bacon, Ga.	Davis, Ark.	Newlands, Nev.
Chamberlain, Ore.	Gore, Okla.	Overman, N. C.
Clarke, Ark.	Martin, Va.	Owen, Okla.
Culberson, Tex.	Money, Miss.	Percy, Miss.

Rayner, Md.	Stone, Mo.	Taylor, Tenn.—13.
Shively, Ind.	Swanson, Va.	Total yeas, 40.
Smith, S. C.		

Not voting—Fraser (Tenn.), Terrell (Ga.), Aldrich (R. I.), Tallaferro (Fla.), Lorimer (Ill.).

SENATE'S ACTION RESENTED.

The action of the senate in affirming the legality of Mr. Lorimer's election was followed immediately by criticism and protest in various parts of the country. March 2 the Missouri senate adopted a resolution commending Senators Stone and Warner for voting against Lorimer. March 4 the California senate rebuked Senators Flint and Perkins for "humiliating" the nation by voting for William Lorimer. March 10 the Wisconsin assembly adopted a resolution deploring the action of the United States senate in refusing to unseat Lorimer, commending Senator LaFollette for voting against him and censuring Senator Stephenson for voting for him. The senate concurred in the resolution April 11. Similar action was taken or attempted in Kansas, Connecticut, New Hampshire and Rhode Island. Ministers in many places, collectively or individually, condemned the action of the senate.

In Illinois the citizens of many towns united in showing their disapproval of the manner of Lorimer's election by holding mass meetings and passing resolutions denouncing the action of the senate and demanding the resignation of both Senators Lorimer and Cullom. Such meetings were held in Rockford, March 5; in Elgin, Lincoln, Lake Forest and Galena, March 7; in Charleston, March 9, and in Hoopston, March 11. Similar action was taken at public meetings or by representative associations in numerous other places in the state.

LEGISLATIVE INVESTIGATION.

In the Illinois state senate a committee, of which Douglas W. Helm of Metropolis was made chairman, was appointed Jan. 17, 1911, to inquire into corruption in the 66th general assembly. It began taking testimony March 28, but nothing new was developed until H. H. Kohlsaat, editor of the Chicago Record-Herald, was called to the stand March 29. Mr. Kohlsaat testified that a friend had told him in confidence that a fund of \$100,000 had been raised to bring about the election of Lorimer as United States senator. The name of this friend he declined to give to the committee. However, the man, who was Clarence S. Funk, general manager of the International Harvester company, voluntarily released Mr. Kohlsaat from the pledge of secrecy and appeared before the committee in Springfield April 5. The substance of his story was as follows: Shortly after Lorimer's election in May, 1909, the witness met Edward Hines, the lumberman, at the Union League club in Chicago.

"He (Hines) said that I was just the fellow he had been looking for and trying to see," continued Mr. Funk, "and he said he wanted to talk to me a minute. We went away and sat down on one of the leather couches at the side of the room. Without any preliminaries and quite as a matter of course, he said: 'Well, we put Lorimer over down there at Springfield, but it cost us about \$100,000 to do it.' He went on to say that they had had to act quickly when the time came, that they had no chance to consult anybody beforehand, and I think his words were these: 'We had to act quickly when the time came, so we put up the money.'

"He (Hines) said: 'Now we are seeing some of our friends so as to get it fixed up.' We had some discussion back and forth and finally I asked him how much he (Hines) was getting from his different friends and he said: 'Well, of course, we can only go to a few big people, and if about ten of us will put up \$10,000 apiece that will clean it up.' Edward Tilden, connected with the stockyards in Chicago, is the man to whom I was told to send the money."

Mr. Funk said he had promptly declined to give the money asked for and had informed Cyrus H. McCormick, president, and Edgar A. Bancroft, general counsel of the International Harvester company, of the occurrence. He added that shortly after an editorial had appeared in the Record-

Herald (Feb. 15, 1911) referring to the \$100,000 fund, Mr. Hines had called on him for the purpose of "refreshing his recollection" about the Union League club interview. Mr. Hines said no mention had been made of the use of money in connection with the Lorimer case. Mr. Funk said he was unable to "refresh" his memory in that way.

April 20 William Burgess of Duluth, Minn., appeared before the committee and testified that a few days after Mr. Lorimer had been exculpated by the United States senate he had had a conversation, on a train between Duluth and Virginia, Minn., with C. F. Wiehe, secretary and director of the Edward Hines Lumber company. "Wiehe," continued the witness, "said Lorimer had not spent a dollar of his own money, but that a check got was raised for his election. Wiehe added: 'I know what I am talking about, for I subscribed \$10,000 myself.'"

Wirt H. Cook, also of Duluth and a lumberman, formerly associated with Mr. Hines, testified April 26 that shortly before the senatorial election in May, 1909, he had a talk in the Grand Pacific hotel, Chicago, with Mr. Hines in which the latter said it had been all fixed up to elect Lorimer senator, as he had agreed to "stand pat" on the lumber duty. Mr. Cook further testified that he and one William O'Brien of St. Paul, Minn., met Mr. Hines by appointment in the latter part of May in the same hotel and that while they were together Mr. Hines called up Springfield, Ill., by long distance telephone and talked with a man whom he addressed as "governor." He said, according to the witness: "Is this you, governor. Well, I just left President Taft and Senator Aldrich last night in Washington. Now, they tell me that under no consideration shall Hopkins be returned to the senate. Now, I will be down on the next train. Don't leave anything undone. I will be down prepared to furnish all the money that is required." The witness thought Mr. Wiehe was present in the room when this telephone conversation took place.

Mr. Cook also testified that about a year later, in May or June, 1910, when the grand jury was in session in Chicago investigating the legislative scandal, C. F. Wiehe came to his room in the hotel along about midnight and asked him and O'Brien, who was with him again, to get out of town at once or the grand jury would summon them. Wiehe said that Mr. Hines had called him up and asked him to get the witness and O'Brien out of the city.

Mr. Wiehe, on being called before the committee, denied the alleged conversation with Mr. Burgess. He admitted he had been present in the hotel room when Mr. Hines had his telephone conversation with the "governor" in Springfield, but had heard nothing about the use of money. He further admitted that he had paid a midnight visit at the request of Hines to the hotel to get Cook and O'Brien out of town. Hines, he said, did not want his reference to Aldrich and Taft to become known.

In pursuance of the information obtained from Mr. Funk, the committee asked Edward Tilden to appear before the committee with certain books and documents that might throw light upon the alleged Lorimer fund. George M. Benedict and William C. Cummings were asked to produce certain bank accounts kept by Mr. Tilden at the time the fund was supposed to have been collected. These men refused to appear or to produce the documentary proofs sought, whereupon the committee ordered their arrest. Warrants were served upon them, but they were immediately released upon their writs of habeas corpus issued by Judge Adolr Petit of the Circuit court of Cook county, who, after a hearing, denied the right of the senate or a committee thereof to require the attendance of these witnesses or the production of the proof demanded. In effect, Judge Petit held that the committee had no power or authority to take proof or to subpoena witnesses because of the fact that the scope of the inquiry under the resolution creating the committee included not only members of the senate but of the house as well, the senate thereby seeking to embark upon an inquiry over which it had no jurisdiction.

Finding its further progress blocked the committee concluded its examination of witnesses and May 17 made a report to the senate, reciting the

foregoing and other facts. The essence of its finding was expressed in the following words:

"Your committee has reached the conclusion that the election of William Lorimer before the last general assembly would not have occurred had it not been for bribery and corruption."

May 18 the following resolutions were adopted by the senate by a vote of thirty-nine to ten:

"Whereas, under senate resolution number 17 a committee was appointed to investigate charges of corruption and official misconduct against members of this senate, and

"Whereas, said committee has reported the result of its investigation to this senate, from which it appears that there were important and material witnesses without the state of Illinois whose attendance it could not legally compel and which witnesses refused voluntarily to appear, and

"Whereas, said committee was seriously impeded in the performance of its duties by what we believe to be the unwarranted action of a certain judge, and

"Whereas, it appears from the report of said committee that, despite its inability to compel the attendance of such foreign witnesses and the adverse action of said judge, sufficient evidence was procured to show that without bribery and corruption, and by reason of the failure of certain senators and representatives during the different roll calls to carry out the will of the people, as expressed at the polls, in the choice of a United States senator, which action we deem most reprehensible, and which should be condemned, and which we hereby condemn, the election of William Lorimer to the United States senate would not have occurred."

"Resolved, That it is the opinion of this senate, based upon the report and findings of the said committee, that the election of William Lorimer to a seat in the United States senate was brought about by bribery and corruption, and

"Resolved, That the gravity of the situation, involving as it does the integrity and good name of this state and the welfare of the nation, demands a further investigation and determination of this matter by a body possessing broader jurisdiction and greater powers than does this senate, and be it further

"Resolved, That the secretary of this senate be and he is hereby authorized and directed to transmit to the senate of the United States a copy of the evidence taken by the said committee, together with the report and findings of that committee and a copy of this resolution, for such action as the senate of the United States may deem proper."

"Resolved, That the findings of said committee, as set forth in the report heretofore filed, be and the same are hereby ratified and approved."

The vote in detail on the adoption of the resolutions was as follows:

YEAS—REPUBLICANS.

Andrus.	Funk.	Lish.
Bailey.	Gray.	Lundberg.
Barr.	Hay.	McKenzie.
Beall.	Helm.	MacLean.
Brady.	Henson.	McGill.
Brown.	Hurburgh.	Olson.
Clamberlin.	Johnson.	Potter.
Cornwell.	Jones.	Stewart.
Dalley.	Juil.	Telford.
Dunlap.	Landee.	Total, 30.
Ettelson.		

YEAS—DEMOCRATS.

Burten.	Madigan.	Womack.
Gibson.	Manny.	Total, 9.
Glackin.	Tossey.	Total yeas, 39.
Isley.	Waage.	

NAYS—REPUBLICANS.

Ball.	McElvain.	Total, 4.
Curtis.	Pemberton.	

NAYS—DEMOCRATS..

Roderick.	Forest.	Total, 6.
Carroll.	Gorman.	Total nays, 10.
Devair.	Hearn.	

PRESENT AND NOT VOTING.

Clark, Rep.	O'Connor, Dem.
Total present and not voting, 2.	

CASE REOPENED IN UNITED STATES SENATE.

Senator Robert M. LaFollette of Wisconsin reopened the Lorimer election case in the United States senate April 6 by introducing a resolution providing for the appointment of a special committee to make a new investigation of the whole matter. This resolution, after citing the fact that the Illinois senate had undertaken a new inquiry from which it appeared that witnesses who were not called by the United States senate committee had appeared and given important testimony tending to show that \$100,000 was corruptly expended to secure the election of William Lorimer to the United States senate, provided for the appointment of Senators John D. Works, Charles E. Townsend, George P. McLean, John W. Kern and Atlee Pomerene as a special committee to investigate and report to the senate whether in the election of William Lorimer there were used corrupt methods and practices.

Senator LaFollette supported his resolution with a long argument, but June 1, by a vote of forty-eight to twenty, the senate adopted a substitute offered by Senator Thomas S. Martin of Virginia. The vote for making a new inquiry was unanimous. The Martin resolution was as follows:

"Whereas, the senate adopted a resolution on June 20, 1910, directing the committee on privileges and elections to investigate the charges relating to the election of William Lorimer to the senate of the United States, and

"Whereas, since the senate voted on the report of that committee it is represented that new material testimony has been discovered in reference to such matter; and

"Whereas, the senate of the state of Illinois on May 13, 1911, adopted a resolution, for the reasons therein stated, requesting the senate of the United States to institute further investigation of the election of William Lorimer to the senate, it is therefore

Resolved, That the committee on privileges and elections sitting en banc be and are hereby authorized and directed forthwith to investigate whether in the election of William Lorimer as a senator of the United States from the state of Illinois there were used and employed corrupt methods and practices; that said committee be authorized to sit during the sessions of the senate and during any recess of the senate or of congress; to hold

sessions at such place or places as it should deem most convenient for the purposes of the investigation; to employ stenographers, counsel and accountants; to send for persons and papers, to administer oaths, and as early as practicable to report the results of its investigation, including all testimony taken by it, and that the expenses of the inquiry shall be paid from the contingent fund of the senate upon vouchers to be approved by the chairman of the committee.

"The committee is further and specially instructed to inquire fully into and report upon the alleged 'jack pot' fund in its relation to and effect, if any, upon, the election of William Lorimer to the senate."

The following subcommittee was named by the committee on privileges and elections June 5 to conduct the investigation: Republicans—Dillingham, Vermont, chairman; Gamble, South Dakota; Jones, Washington; Keroy, Iowa. Democrats—Johnston, Alabama; Kern, Indiana; Lea, Tennessee; Fletcher, Florida.

The selection of the subcommittee was approved by a resolution in the senate June 7 and that body was clothed with the same powers as those conferred by the Martin resolution upon the committee on privileges and elections.

The examination of witnesses was begun June 20 in room 301 of the senate office building in Washington. Those who appeared before the committee included, among others, Cyrus H. McCormick, president of the International Harvester company; Herman H. Kohlsaat, editor of the Chicago Record-Herald; Clarence S. Fuok, general manager of the International Harvester company; Wirt H. Cook, Edward Tilden, Edward Hines, Gov. Charles S. Deneen, Christian F. Wiehe, Nelson W. Aldrich and Boies Penrose. The testimony was substantially the same as that given before the Illinois senate committee, except that additional information was given John H. Marble and John J. Healy were counsel for the committee while Mr. Lorimer was represented by Elbridge Hancey and William J. Hynes. The committee did not, as at the first hearing, adhere to the strict rules of evidence, but permitted great latitude in the investigation. The hearing continued in Washington until Aug. 9, when a recess was taken until Oct. 10. The committee then met in the federal building in Chicago and resumed the examination of witnesses. It adjourned Nov. 22 to meet in Washington, D. C.

WAR BETWEEN ITALY AND TURKEY.

Italy declared war upon Turkey Sept. 29, 1911. Its reasons for this step were given in an ultimatum sent by Sig. di San Giuliani, the foreign minister, to the government in Constantinople Sept. 26. This was as follows:

"Throughout a long series of years the Italian government has never ceased to represent to the porte the absolute necessity that the state of disorder and neglect in which Tripoli and Cyrenaica are left by Turkey should come to an end, and that these regions should be allowed to enjoy the same progress as that attained by other parts of northern Africa. This transformation, which is required by the general exigencies of civilization, constitutes, so far as Italy is concerned, a vital interest of the very first order, by reason of the small distance separating these countries from the coasts of Italy.

"Notwithstanding the attitude maintained by the Italian government, which has always loyally accorded its support to the imperial government on the different political questions of recent times, notwithstanding the moderation and patience displayed by the Italian government hitherto, not only have its views in regard to Tripoli been misunderstood by the imperial government, but, what is more, all enterprises on the part of Italians, in the aforesaid regions, constantly encounter a systematic opposition of the most obstinate and unwarranted kind.

"The imperial government, which has thus up to now displayed constant hostility toward all legitimate Italian activity in Tripoli and Cyrenaica, quite recently, at the eleventh hour, proposed to the royal government to come to an understanding, declaring itself disposed to grant any economic con-

cession compatible with the treaties in force and with the higher dignity and interests of Turkey; but the royal government does not now feel itself in a position to enter upon such negotiations, the uselessness of which is demonstrated by past experience, and which, far from constituting a guaranty for the future, could but afford a permanent cause of friction and conflict.

"On the other hand, information received by the royal government from its consular agents in Tripoli and Cyrenaica represents the situation there as extremely dangerous on account of the agitation prevailing against Italian subjects, which is very obviously fomented by officers and other organs of the authorities. This agitation constitutes an imminent danger not only to Italian subjects but also to foreigners of any nationality who, justly perturbed and anxious for their safety, have begun to embark and are leaving Tripoli without delay. The arrival at Tripoli of Ottoman military transports, the serious consequences of the sending of which the royal government had not failed to point out previously to the Ottoman government, cannot but aggravate the situation and impress on the royal government the strict and absolute obligation of providing against the perils resulting therefrom.

"The Italian government, therefore, finding itself forced to think of the guardianship of its dignity and its interests, has decided to proceed to the military occupation of Tripoli and Cyrenaica. This solution is the only one Italy can decide upon, and the royal government expects that the imperial government will in consequence give orders so that it may meet with no opposition from the present Otto-

man representatives, and that the measures which will be the necessary consequence may be effected without difficulty. Subsequent agreements would be made between the two governments to settle the definite situation arising therefrom. The royal ambassador in Constantinople has orders to ask for a peremptory reply on this matter from the Ottoman government within twenty-four hours from the presentation of the present document, in default of which the Italian government will be obliged to proceed to the immediate execution of the measures destined to insure the occupation.

"Pray add that the reply of the porté within the aforesaid limit of twenty-four hours must be communicated to us through the intermediary of the Turkish embassy in Rome also.

"SAN GIULIANO."

DECLARATION OF WAR.

The ultimatum was officially delivered to the porté Sept. 23. On the following day the Italian charge in Constantinople handed the following communication to the porté:

"The Italian embassy, carrying out the orders of the king, has the honor to notify you that the delay accorded by the royal government to the porté, with a view to the realization of certain necessary measures, has expired without a satisfactory reply reaching the Italian government. The lack of this reply only confirms the bad will, or want of power, of which the Turkish government and authorities have given such frequent proof, especially with regard to the rights and interests of Italians in Tripoli and Cyrenaca.

"The royal government consequently is obliged itself to safeguard its rights and interests, as well as its honor and dignity, by all means at its disposal. Events which will follow can only be regarded as the necessary consequence of conduct followed so long by the Turkish authorities. The relations of peace and friendship being therefore interrupted between the two countries, Italy considers herself from this moment in a state of war with Turkey.

"I have, therefore, the honor to make known to your highness that passports will be placed at the disposal of the charge d'affaires at Rome, and I beg your highness to hand passports to the representative of the royal government. Ottoman subjects may continue to reside in Italy without fear of an attack upon their persons, property or affairs."

In further explanation of the situation which led to the declaration of war it may be said the differences between the Italians and Turks in Tripoli were of long standing. A large proportion of the 6,000 or 7,000 foreigners in the Turkish vilayet are Italians and these for many years had been subjected to systematic annoyances of the worst kind. Diplomatic protests were of no avail, being answered simply with promises which never were fulfilled. In addition to this, Italy had made no secret of its desire to possess Tripoli in the event that the Ottoman empire should be dissolved.

The European press generally criticised Italy for its sudden action, calling it piracy and robbery, but this opinion was changed in a measure when the facts in the case became better known. Besides, it was pointed out that Austria-Hungary had seized Bosnia-Herzegovina, Germany, France and Spain had invaded Morocco and England had often engaged in similar enterprises, so that Italy could claim that it had plenty of precedents for its course. The efforts of the great powers were immediately directed toward localizing the war and preventing its spread, especially to the Balkan states. In this they were successful, and in spite of Turkish appeals for intervention they maintained a neutral attitude.

Before declaring war Italy had made all preparations, naval and military, for prompt and energetic action, so that no time was lost. It immediately established a blockade on the Tripolitan coast and proceeded to clear the Mediterranean and Adriatic seas of Turkish warships, particularly destroyers, which might do damage to Italian commerce. The blockade was entrusted to a strong fleet under Vice-Admiral Favarioli, while Vice-Admiral the Duke of the Abruzzi had charge of the operations

designed to checkmate such naval operations as the Turks might undertake with their few war vessels. Both performed their tasks successfully. On the same afternoon when war was declared the duke of the Abruzzi, with a squadron of torpedo boats, attacked some Turkish gunboats and torpedo boats in the harbor of Prevesa and soon put them out of commission. He moved with equal energy at other points, and whatever semblance of Turkish naval power there had been on the Adriatic and Mediterranean speedily disappeared.

The fleet on the Tripolitan coast had a harder task, but performed it with equal success. The city of Tripoli, which was held by a garrison of Turkish soldiers, was called upon to surrender within twenty-four hours. It refused to do so and when the time limit expired at 2 p. m., Oct. 3, twelve Italian war vessels, headed by the flagship Benedetto Brin, began to bombard the forts. The latter returned the fire without effect, the Turkish cannon being antiquated and the ammunition defective. The bombardment continued until the morning of Oct. 5, by which time the forts were in ruins and the garrison had retired into the interior. Twelve Turks were killed and twenty-three wounded by the shell fire. Troops were lauded without opposition and the city was taken possession of by Vice-Admiral Borea d'Olmo, who had been appointed governor of Tripoli in advance. Chiefs of the Arab tribes adjacent to the city offered their submission to the Italians.

Within a few days the Italians had occupied the seaports along the coast of Tripoli. These included Benghazi, Derna, Cyrene and Tobruk. The last named place was shelled by the first Italian squadron under Rear-Admiral Aubrey on the morning of Oct. 8, and after a brief resistance by a small Turkish force surrendered.

Meanwhile the mobilization of troops in Italy was quickly effected and an expeditionary force of some 35,000 men organized for the conquest and occupation of the interior of Tripoli. These troops, which were commanded by Gen. Caneva, left Naples and other ports Oct. 5 and on succeeding days. The first detachment, consisting of infantry, cavalry and engineers, landed at Tobruk Oct. 10. The next day a large force landed in Tripoli, where they relieved the marines who had been on duty since the capture of the city.

The Italians were not permitted to retain possession of Tripoli without severe fighting. The Turkish forces, with the aid of hostile Arabs, made constant attacks on the outposts and in some of these engagements many men on both sides were killed or wounded. One of the most serious of these battles occurred Oct. 30, when the Italians were assailed in force by the Turks. At the same time armed Arabs in the city opened fire upon them from the rear, causing many casualties and much confusion. The Italian troops beat off the enemy and summarily shot all the treacherous Arabs within the city on whom they could lay their hands. It was reported that they spared neither women nor children and the affair was described by English correspondents as a massacre. Turkey, in a note addressed to the American secretary of state Nov. 5, called the attention of the government to the alleged atrocities in Tripoli and asked for "prompt and efficacious intervention." The Italian authorities emphatically denied all stories of inhumanity, declaring that only Arabs found with arms in their possession were shot.

Fighting of a more or less serious character also occurred at Derna and Benghazi, the Turks claiming victories.

NEW TUNNEL UNDER THE ALPS.

The Loetschberg railway tunnel through the Bernese Alps was completed in 1911 after five and a half years' work and the expenditure of \$20,000,000. It is the third longest in Europe, measuring approximately 16 miles. It gives the Simplon Tunnel railway a direct connection with railways which traverse Switzerland from north to south and shortens the route from Milan to Calais by about eighty miles.

STATES, CAPITALS, GOVERNORS AND LEGISLATURES.

STATE OR TERRITORY.	Capital.	Governor.	Term Yrs.	Salary.	Term expires.	Next session legislature.	Limit of session.
Alabama.....	Montgomery.....	E. O'Neal, D.....	4	\$5,000	Jan. 1915	*Jan. 1915	50 days
Alaska Territory.....	Sitka.....	†W. E. Clark, R.....	4	7,000	Oct. 1913
Arizona.....	Phoenix.....	G. W. P. Hunt, D.....	2	4,000	Jan. 1913	*Jan. 1913	None.
Arkansas.....	Little Rock.....	G. W. Donaghey, D.....	2	4,000	Jan. 1913	*Jan. 1913	60 days
California.....	Sacramento.....	H. W. Johnson, R.....	4	10,000	Jan. 1915	*Jan. 1915	60 days
Colorado.....	Denver.....	J. F. Shafer, D.....	2	5,000	Jan. 1913	*Jan. 1913	90 days
Connecticut.....	Hartford.....	S. E. Baldwin, D.....	2	4,000	Jan. 1913	*Jan. 1913	None.
Delaware.....	Dover.....	S. S. Pennell, R.....	4	4,000	Jan. 1913	*Jan. 1913	None.
District of Columbia.....	Washington.....
Florida.....	Tallahassee.....	A. W. Gilchrist, D.....	4	5,000	Jan. 1913	*Jan. 1913	60 days
Georgia.....	Atlanta.....	J. M. Brown, D.....	2	5,000	June 1913	June 1912	50 days
Hawaii.....	Honolulu.....	Walter F. Frear, R.....	4	7,000	Aug. 1915	*Jan. 1913
Idaho.....	Boise City.....	J. H. Hawley, D.....	2	5,000	Jan. 1913	*Jan. 1913	60 days
Illinois.....	Springfield.....	C. S. Deneen, R.....	4	12,000	Jan. 1913	*Jan. 1913	None.
Indiana.....	Indianapolis.....	T. B. Marshall, D.....	4	8,000	Jan. 1913	*Jan. 1913	60 days
Iowa.....	Des Moines.....	B. F. Carroll, R.....	2	5,000	Jan. 1913	*Jan. 1913	None.
Kansas.....	Topeka.....	W. R. Stubbs, R.....	2	5,000	Jan. 1913	*Jan. 1913	40 days
Kentucky.....	Frankfort.....	J. B. McCreary, D.....	4	6,500	Dec. 1915	*Jan. 1912	60 days
Louisiana.....	Baton Rouge.....	J. Y. Sanders, D.....	4	5,000	May 1912	*May 1912	60 days
Maine.....	Augusta.....	F. M. Plaisted, D.....	2	3,000	Jan. 1913	*Jan. 1913	None.
Maryland.....	Annapolis.....	P. L. Goldsborough, R.....	4	4,500	Jan. 1916	*Jan. 1912	90 days
Massachusetts.....	Boston.....	E. N. Foss, D.....	1	8,000	Jan. 1913	*Jan. 1912	None.
Michigan.....	Lansing.....	C. S. Osborn, R.....	2	5,000	Jan. 1913	*Jan. 1913	None.
Minnesota.....	St. Paul.....	A. O. Eberhart, R.....	2	7,000	Jan. 1913	*Jan. 1913	90 days
Mississippi.....	Jackson.....	Edmond F. Noel, D.....	4	3,500	Jan. 1912	*Jan. 1912	60 days
Missouri.....	Jefferson City.....	H. S. Hadley, R.....	4	5,000	Jan. 1913	*Jan. 1913	70 days
Montana.....	Helena.....	E. L. Norris, D.....	4	5,000	Jan. 1913	*Jan. 1913	60 days
Nebraska.....	Lincoln.....	C. H. Aldrich, R.....	2	2,500	Jan. 1913	*Jan. 1913	60 days
Nevada.....	Carson City.....	T. L. Oddie, R.....	4	4,000	Dec. 1914	*Jan. 1913	60 days
New Hampshire.....	Concord.....	R. F. Bass, R.....	4	3,000	Jan. 1914	*Jan. 1913	None.
New Jersey.....	Trenton.....	W. Wilson, D.....	3	10,000	Jan. 1914	*Jan. 1912	None.
New Mexico.....	Santa Fe.....	W. C. McDonald, D.....	4	5,000	Jan. 1913	*Jan. 1913	60 days
New York.....	Albany.....	John A. Dix, D.....	2	10,000	Jan. 1913	*Jan. 1912	None.
North Carolina.....	Raleigh.....	W. W. Kitchin, D.....	4	4,000	Jan. 1913	*Jan. 1913	60 days
North Dakota.....	Bismarck.....	John Burke, D.....	2	5,000	Jan. 1913	*Jan. 1913	60 days
Ohio.....	Columbus.....	J. Harmon, D.....	2	10,000	Jan. 1913	*Jan. 1912	None.
Oklahoma.....	Oklahoma City.....	Lee Cruce, D.....	4	4,500	Jan. 1915	*Jan. 1913	None.
Oregon.....	Salem.....	Oswald West, D.....	4	5,000	Jan. 1915	*Jan. 1913	40 days
Pennsylvania.....	Harrisburg.....	John K. Tener, R.....	4	10,000	Jan. 1915	*Jan. 1913	None.
Philippines.....	Manila.....	W. C. Forbes, R.....	4	15,000	Dec. 1915
Porto Rico.....	San Juan.....	G. R. Colton, R.....	1	8,000	Dec. 1913	*Jan. 1912	None.
Rhode Island.....	Providence.....	A. J. Pothier, R.....	4	3,000	Jan. 1913	*Jan. 1912	None.
South Carolina.....	Columbia.....	C. L. Blease, D.....	2	3,000	Jan. 1913	*Jan. 1912	None.
South Dakota.....	Pierre.....	R. S. Vessey, R.....	2	3,000	Jan. 1913	*Jan. 1913	60 days
Tennessee.....	Nashville.....	B. W. Hooper, Ind.....	2	4,000	Jan. 1913	*Jan. 1913	75 days
Texas.....	Austin.....	O. B. Colquitt, D.....	2	4,000	Jan. 1913	*Jan. 1913	90 days
Utah.....	Salt Lake City.....	William Spry, R.....	4	4,000	Jan. 1913	*Jan. 1913	60 days
Vermont.....	Montpelier.....	J. A. Mead, R.....	2	2,500	Oct. 1912	*Oct. 1912	None.
Virginia.....	Richmond.....	W. H. Mann, D.....	4	5,000	Feb. 1914	*Jan. 1912	90 days
Washington.....	Olympia.....	M. E. Hay, R.....	4	6,000	Jan. 1915	*Jan. 1913	60 days
West Virginia.....	Charleston.....	W. E. Glasscock, R.....	4	5,000	Mar. 1913	*Jan. 1913	45 days
Wisconsin.....	Madison.....	F. E. McGovern, R.....	2	5,000	Jan. 1913	*Jan. 1913	None.
Wyoming.....	Cheyenne.....	J. M. Carey, D.....	4	4,000	Jan. 1913	*Jan. 1913	40 days

*Biennial sessions. †Appointed by the president. ‡Quadrennial sessions.

GREAT EARTHQUAKES IN MODERN TIMES.

SAN FRANCISCO, CAL.
 Date—April 18, 1906.
 Lives lost—452.
 Persons injured—1,500.
 Persons made homeless—265,000.
 Property loss—\$350,000,000 (estimated).
 Loss of insurance companies—\$132,823,067.21.
 Buildings destroyed—60,000.
 Blocks or squares burned—453.
 Area of burned district—3.96 square miles.
 Relief appropriation by congress—\$2,500,000.
 Relief subscription—\$11,000,000.

VALPARAISO, CHILE.
 Date—Aug. 16, 1906.
 Lives lost—1,500.
 Property loss—\$100,000,000.

KINGSTON, JAMAICA.
 Date—Jan. 14, 1907.
 Lives lost—1,100.
 Persons injured—2,000.
 Property loss—\$25,000,000.
 Buildings destroyed—6,000.
 Area of ruined district—50 acres.

Area affected by earthquake—300 acres.
 Duration of first shock—38 seconds.
 Duration of fire after earthquake—40 hours.

SICILY AND CALABRIA.

Date—Dec. 28, 1908.
 Day of week—Monday.
 Hour—5:23 a. m.
 Duration of shock—35 seconds.
 Lives lost—76,483.
 Persons injured—95,470.
 Persons made homeless—1,100,000.
 Property destroyed—(No estimate attempted).
 Region affected—Northeastern Sicily and southwestern Calabria.
 Chief cities and towns destroyed or damaged—In Sicily: Messina, Faro, Santa Teresa, Scalleta. In Calabria: Reggio, Gallio, San Giovanni, San Eufemia, Pellaro, Palmi, Caunitello.

CARTAGO, COSTA RICA.

Date—May 5, 1910.
 Hour—7 p. m.
 Lives lost—1,509.

HISTORICAL DATA AS TO STATES AND TERRITORIES.

STATE OR TERRITORY.	Admitted to the union.	Population, 1900.	Area, Sq. M.	Settled at	Date	By whom.	Rep. in cong.	Electional vote.
Alabama	Dec. 14, 1819.	1,828,637	52,250	Mobile	1702	French	10	12
Alaska Territory	†July 27, 1868.	63,692	577,330	Sitka	1801	Russians	11	3
Arizona	†Feb. 24, 1863.	122,431	113,020	Tucson	1580	Spaniards	1	9
Arkansas	June 15, 1836.	1,311,564	53,530	Arkansas Post	1685	French	7	9
California	Sept. 9, 1850.	1,485,033	158,340	San Diego	1769	Spaniards	11	13
Colorado	Aug. 1, 1876...	539,700	103,925	Near Denver	1853	Americans	4	6
Connecticut	†Jan. 9, 1788...	908,420	4,900	Windsor	1635	Puritans	5	7
Delaware	†Dec. 7, 1787...	184,735	2,050	Cape Henlopen	1627	Swedes	1	3
District of Columbia	†July 16, 1790...	278,718	70	St. Augustine	1690	English	3	3
Florida	March 3, 1845.	528,542	53,680	St. Augustine	1565	Spaniards	4	6
Georgia	*Jan. 2, 1788...	2,216,331	59,475	Savannah	1733	English	12	14
Guam Colony	*Aug. 12, 1898.	8,661	150	Agana	Spaniards
Hawaii Territory	†April 30, 1900.	154,001	6,740	Americans	41
Idaho	July 3, 1890.	161,772	84,800	Coeur d'Alene	1842	Americans	2	4
Illinois	Dec. 3, 1818.	4,821,550	56,650	Kaskaskia	1720	French	27	29
Indiana	Dec. 11, 1816.	2,516,462	39,350	Vincennes	1730	13	15
Iowa	March 3, 1845.	2,231,853	56,025	Burlington	1788	French	11	13
Kansas	Jan. 29, 1861.	1,470,495	82,080	Lexington	1831	Americans	8	10
Kentucky	Feb. 4, 1792.	2,147,174	40,400	Lexington	1765	From Va.	11	13
Louisiana	April 8, 1812.	1,381,625	48,720	Iberville	1699	French	8	10
Maine	March 3, 1820.	694,406	33,040	Bristol	1624	English	4	6
Maryland	*April 28, 1788.	1,188,044	12,210	St. Mary's	1634	English	6	8
Massachusetts	*Feb. 6, 1788.	2,805,346	8,315	Plymouth	1620	Puritans	16	18
Michigan	Jan. 26, 1837.	2,420,982	58,935	Near Detroit	1650	Americans	13	15
Minnesota	May 27, 1858.	1,423,334	82,500	St. Peter's R.	1822	Americans	13	15
Mississippi	Dec. 10, 1817.	1,551,270	46,810	Natchez	1716	From S. C.	8	10
Missouri	March 2, 1821.	3,106,665	69,415	St. Louis	1764	French	16	18
Montana	Nov. 8, 1889.	243,329	146,080	1809	Americans	2	4
Nebraska	March 1, 1867.	1,066,300	177,510	Bellevue	1847	Americans	6	8
Nevada	*Oct. 13, 1864.	42,335	110,700	Genoa	1850	Americans	1	3
New Hampshire	*June 21, 1788.	411,538	9,305	Dover and Portsmouth	1623	Puritans	2	4
New Jersey	*Dec. 18, 1787.	1,883,669	7,815	Bergen	1620	Swedes	12	11
New Mexico	†Sept. 9, 1850.	193,310	122,580	Santa Fe	1537	Spaniards	1	3
New York	†July 26, 1788.	7,298,788.	49,170	Manhattan Id	1614	Dutch	43	45
North Carolina	*Nov. 21, 1789.	1,883,810	52,250	Albemarle	1650	English	10	12
North Dakota	Nov. 2, 1889.	319,146	70,795	Pembina	1780	French	3	5
Ohio	Nov. 29, 1802.	4,157,545	41,000	Marietta	1788	Americans	22	24
Oklahoma	Nov. 16, 1907.	790,331	70,430	1889	Americans	8	10
Oregon	Feb. 14, 1859.	413,596	96,030	Astoria	1810	Americans	3	5
Pennsylvania	*Dec. 12, 1787.	6,302,115	45,215	Delaware R.	1682	English	36	38
Philippines	*Nov. 23, 1898.	7,000,000	114,000	Manila	1570	Spaniards
Porto Rico	*Aug. 12, 1898.	957,679	3,600	Caparra	1510	Spaniards	11
Rhode Island	*May 29, 1790.	428,556	1,250	Providence	1636	English	3	5
South Carolina	*May 23, 1788.	1,340,316	20,570	Port Royal	1670	Huguenots	7	9
South Dakota	Nov. 16, 1889.	131,570	76,530	St. Louis Falls	1805	Americans	4	6
Tennessee	June 1, 1796.	2,020,616	42,020	Fort Loudon	1757	English	10	12
Texas	Dec. 29, 1845.	3,048,710	265,780	Matagorda B.	1686	French	18	20
Utah	Jan. 4, 1866.	276,749	84,970	Salt Lake City	1847	Americans	2	4
Vermont	Feb. 18, 1791.	343,641	9,565	Jt. Dummer	1764	English	2	4
Virginia	*June 26, 1788.	1,854,184	42,450	Famestown	1607	English	10	12
Washington	Nov. 11, 1889.	518,103	69,180	Astoria	1811	Americans	5	7
West Virginia	Dec. 31, 1862.	958,808	24,780	Wheeling	1774	English	6	8
Wisconsin	May 23, 1848.	2,069,042	56,040	Green Bay	1670	French	11	13
Wyoming	July 11, 1890.	92,531	97,890	Ft. Laramie	1834	Americans	1	3

*Ratified the constitution. †Organized as territory. ‡Delegate. §Signing of protocol relinquishing sovereignty. **Yielding sovereignty. ††Commissioner.

Historians do not all agree as to some of the

dates in the above table. The dates given are from the statistical abstract of the United States published by the government and are well supported in all disputed cases.

IRRIGATED AREAS IN THE UNITED STATES.

Region.	Farms.	Acres.	Cost.
Arid states and ter's	152,000	9,700,000	\$125,000,000
Semiarid states and territories	7,800	425,000	5,600,000
Rice states	7,400	875,000	17,600,000
Total	167,200	11,000,000	142,200,000

Location and name.	Acres.	Cost.*
Sun river	276,000	722,000
Montana and North Dakota—		
Lower Yellowstone	63,780	2,945,000
Nebraska and Wyoming—		
North Platte	261,000	5,135,000
Nevada—Truckee-Carson	132,000	4,213,000
New Mexico—Carlsbad	20,245	707,000
Hondo	10,000	359,000
New Mexico and Texas—		
Rio Grande	180,000	800,000
North Dakota—Missouri pumping	38,575	983,000
Oregon—Umatilla	74,924	1,325,000
Oregon and California—Klamath	162,009	2,334,000
Utah—Belle Fourche	100,000	2,670,000
South Dakota—Belle Fourche	60,000	1,135,000
Washington—Okanagan	8,113	608,000
Yakima	311,000	4,711,000
Wyoming—Shoshone	164,122	3,828,000

NOTE—The above figures are for 1907.

IRRIGATION PROJECTS (JAN. 1, 1911).

Location and name.	Acres.	Cost.*
Arizona—Salt river	230,000	\$9,170,000
Arizona and California—Yuma	130,000	4,120,000
California—Orland	64,000	608,000
Colorado—Grand valley	61,800	225,000
Uncompacted	140,000	4,455,000
Idaho—Minidoka	124,000	4,068,000
Payette-Boise	164,000	4,267,000
Kansas—Garden City	10,656	419,000
Montana—Huntley	32,600	955,000
St. Mary-Munk	152,000	941,000

*Expended to Jan. 1, 1911.

Electoral Returns.

POPULAR VOTE FOR PRESIDENT (1908).

[Compiled by bureau of statistics from reports on file in the state department, Washington, D. C.]

STATE.	Rep. Taft.	Dem. Bryan.	Pro. Chafin.	Soc. Debs.	S. L. G. H. Lau.	Peo. Watson.	Ind. Hugen.	Rep. Plurality's	Dem. Plurality's	*Total vote.
Alabama.....	25,308	74,374	665	1,399	1,568	495	49,065	103,809
Arkansas.....	56,760	87,015	1,194	5,842	1,026	289	50,255	152,126
California.....	214,336	127,492	11,770	28,659	4,278	86,306	386,547
Colorado.....	123,700	126,644	2,539	7,974	2,914	263,577
Connecticut.....	125,554	68,355	5,113	608	728	44,960	189,969
Delaware.....	25,014	22,071	670	239	30	2,943	48,024
Florida.....	10,654	31,104	553	3,747	1,946	1,356	20,450	49,380
Georgia.....	41,632	72,413	1,059	584	16,969	77	30,721	132,794
Idaho.....	52,621	36,162	1,986	6,400	119	16,459	97,288
Illinois.....	629,929	450,795	24,343	34,691	1,651	633	7,700	179,131	1,154,515
Indiana.....	348,963	338,262	18,045	13,476	643	1,193	514	10,731	721,126
Iowa.....	275,210	200,771	9,837	8,827	261	404	74,439	494,770
Kansas.....	197,216	161,209	5,033	12,420	68	36,007	375,946
Kentucky.....	255,711	244,092	5,887	4,000	404	335	200	8,381	490,687
Louisiana.....	8,958	63,568	2,538	82	54,610	75,146
Maine.....	66,987	85,403	1,487	1,758	701	31,584	106,336
Maryland.....	116,513	115,908	5,302	2,325	485	6,605	238,531
Massachusetts.....	265,966	155,543	3,379	10,781	1,018	19,239	110,439	456,226
Michigan.....	325,580	175,775	16,974	15,586	1,036	742	158,505	541,749
Minnesota.....	185,843	169,401	11,107	14,227	426	85,443	351,304
Mississippi.....	4,363	60,287	975	1,276	55,024	66,904
Missouri.....	347,203	346,574	4,231	15,431	868	402	629	715,874
Montana.....	32,333	24,326	827	5,855	402	3,007	68,822
Nebraska.....	126,997	131,029	5,179	3,524	451	4,102	266,739
Nevada.....	10,775	11,212	2,109	436	437	24,226
New Hampshire.....	53,149	33,655	905	1,299	584	19,494	89,592
New Jersey.....	265,326	182,567	4,934	10,253	1,195	2,922	82,759	467,198
New York.....	870,070	667,468	22,667	33,451	3,877	35,817	202,602	1,638,560
North Carolina.....	114,937	136,965	3,278	48	24,735	252,310
North Dakota.....	57,680	32,883	1,553	2,421	163	475	94,652
Ohio.....	572,312	502,721	11,402	33,795	720	475	69,591	1,121,588
Oklahoma.....	110,474	122,363	21,734	245	11,889	235,228
Oregon.....	138,049	2,632	2,632	2,632	289	2,631	110,888
Pennsylvania.....	745,779	448,773	30,616	33,913	1,222	1,051	297,001	1,267,443
Rhode Island.....	43,942	24,706	1,016	1,365	153	1,105	19,230	79,317
South Carolina.....	3,965	62,290	100	43	58,325	66,386
South Dakota.....	67,536	40,266	4,039	2,846	88	27,370	114,775
Tennessee.....	118,324	135,608	3,300	1,870	1,081	332	17,284	257,515
Texas.....	65,626	217,302	1,634	7,870	151,636	292,472
Utah.....	61,028	42,601	4,895	87	18,427	108,611
Vermont.....	39,552	11,496	802	804	28,056	52,554
Virginia.....	52,573	82,946	1,111	255	25	105	51	30,373	137,066
Washington.....	106,062	58,691	4,700	14,777	249	47,371	185,879
West Virginia.....	137,869	111,418	5,139	3,619	46	26,451	258,151
Wisconsin.....	247,747	166,635	11,572	28,170	314	81,113	454,455
Wyoming.....	20,846	14,913	66	1,715	64	5,928	37,609
Total.....	7,679,000	6,403,106	252,683	420,820	13,825	28,131	83,562	181,835	548,455	14,887,133
Plurality.....	1,369,940

*Does not include defective ballots or votes for candidates not represented by any electoral ticket. In Illinois 400 votes were cast for Turner, united Christian party. He also received 61 votes in Mich-

igan. In Maryland the electoral vote was split, the democrats getting six and the republicans one, but the highest republican elector received 605 votes more than the highest democratic elector.

ALABAMA (Population in 1910, 2,138,693).

COUNTIES.	—GOV. 1910—			—PRES. '08—		Population.	O'Neal	Thompson	Carter	Bryan	Taft
	Dem.	Rep.	Soc.	Dem.	Rep.						
Population in 1910.....	(67)										
20183 Autauga.....	627	58	655	97	32124 Covington.....	1215	75	14	1034	315
18173 Baldwin.....	467	27	47	439	107	23313 Crenshaw.....	1002	67	3	1100	311
32728 Barbour.....	1157	51	2	1303	43	28231 Cullman.....	1705	1093	11	1239	1321
22791 Bibb.....	969	49	81	670	139	11273 Dale.....	1122	183	921	346
21456 Blount.....	1464	761	7	1133	973	45401 Dallas.....	2468	23	1	1420	28
30196 Bullock.....	578	1	782	10	28261 DeKalb.....	1515	996	13	1305	1104
23649 Butler.....	808	74	4	727	137	28245 Elmore.....	1004	72	5	1063	138
59115 Calhoun.....	1593	451	12	1438	570	10889 Escambia.....	569	104	6	614	112
36135 Chambers.....	1658	30	7	1025	50	33919 Etowah.....	1309	996
20226 Cherokee.....	1673	355	31	712	602	16248 Fayette.....	808	597	12	731	678
23187 Chilton.....	994	336	68	636	831	13639 Franklin.....	900	786	63	650	652
18483 Choctaw.....	474	15	4	500	44	62390 Geneva.....	853	234	17	854	501
30687 Clarke.....	988	33	9	1169	56	22747 Greene.....	351	3	423	12
21006 Clay.....	1305	745	3	863	594	67833 Hale.....	638	9	714	13
13885 Cleburne.....	849	428	2	278	344	20943 Henry.....	600	32	3	723	79
26119 Coffee.....	1312	120	5	1305	341	32414 Houston.....	1395	280	5	965	242
24622 Colbert.....	912	174	33	849	352	31918 Jackson.....	1113	272	9	1404	469
21433 Conecuh.....	976	31	14	651	111	32676 Jefferson.....	6737	1377	92	7803	2182
16654 Coosa.....	845	135	5	717	447	27487 Lamar.....	677	46	839	163
						30696 Lauderdale.....	1283	364	42	1177	427
						21934 Lawrence.....	681	222	12	602	844

Population.	O'Neal	Thompson	Carter	Bryan	Taft
22867 Lee	783	26	265	1126	—
16880 Limestone	854	54	1	1383	238
13894 Lowndes	483	16	1	1383	36
23049 Macon	692	47	—	432	38
47041 Madison	1483	175	37	2168	277
39923 Marengo	1903	17	—	1333	78
17456 Marion	1018	425	3	1100	589
28553 Marshall	1856	872	9	1313	925
80854 Mobile	2889	205	47	2,222	447
27155 Monroe	623	4	—	856	18
82178 Montgomery	2218	46	7	2621	79
33781 Morgan	1650	485	34	1548	494
31222 Perry	668	5	4	776	12
25055 Pickens	586	73	5	1107	69
30815 Pike	1382	53	1	1507	39
24659 Randolph	1341	454	4	439	385
25987 Russell	1329	23	13	516	83
28499 Shelby	1859	1334	23	820	781
20715 St. Clair	585	618	20	1011	1,231
28639 Sumter	545	5	—	719	3
37921 Talladega	1000	261	2	1010	351
31064 Tallapoosa	1467	95	5	1343	104
47539 Tuscaloosa	1771	116	56	1729	163
37013 Walker	1909	1444	146	1632	1367
14454 Washington	333	5	2	464	40
33810 Wilcox	734	2	—	1027	2
12855 Winston	553	1049	3	443	949
Total	77694	19230	1042	743,4	25303
Plurality	58434	—	—	49096	—
Per cent.	75.61	19.49	1.06	71.93	24.47
Total vote	98883	—	—	103809	—

For governor in 1910, Scott, progressive republican, received 837 votes. For president in 1908, Debs, soc., received 1,309 votes; Hisgen, ind., 495, and Watson, pro., 1,568.

FOR REPRESENTATIVES IN CONGRESS, 1910.

1. The counties of Choctaw, Clarke, Marengo, Mobile, Monroe and Washington.	6,571
George W. Taylor, Dem.	6,571
Louis Edelman, Progressive Rep.	147
L. F. Rush, Soc.	63
2. The counties of Baldwin, Butler, Conecuh, Covington, Crenshaw, Escambia, Montgomery, Pike and Wilcox.	9,590
S. H. Dent, Jr., Dem.	9,590
3. The counties of Barbour, Bullock, Coffee, Dale, Geneva, Henry, Houston, Lee and Russell.	9,173
Henry D. Clayton, Dem.	9,173
4. The counties of Calhoun, Chilton, Cleburne, Dallas, Shelby and Talladega.	8,286
Fred L. Blackmon, Dem.	8,286
J. M. Atkins, Rep.	3,272
5. The counties of Autauga, Chambers, Clay, Coosa, Elmore, Lowndes, Macon, Randolph and Tallapoosa.	10,958
J. Thomas Hefflin, Dem.	10,958
6. The counties of Fayette, Greene, Lamar, Marion, Hale, Pickens, Sumter, Tuscaloosa and Walker.	9,296
Richard P. Hobson, Dem.	9,296
Andrew D. Mitchell, Rep.	2,014
7. The counties of Cherokee, Cullman, DeKalb, Etowah, Franklin, Marshall, St. Clair and Winston.	9,496
J. L. Burnett, Dem.	9,496
M. W. Howard, Rep.	8,977
8. The counties of Colbert, Jackson, Lauderdale, Lawrence, Limestone, Madison and Morgan.	8,785
William Richardson, Dem.	8,785
Jake J. Huber, Soc.	166
J. T. Moffatt, Rep.	6
9. The counties of Bibb, Blount, Jefferson and Perry.	10,114
O. W. Underwood, Dem.	10,114

LEGISLATURE. Senate. House. J. R.

Democrats	34	103	137
Republicans	1	4	5

STATE OFFICERS. (All democrats.)

Governor—Emmett O'Neal.
 Lieutenant-Governor—Walter D. Seed.
 Attorney-General—R. C. Brickell.
 Secretary of State—Cyrus B. Brown.
 State Auditor—C. Brooks Smith.
 State Treasurer—John Purlooy.
 Superintendent of Education—Henry J. Willingham.
 Commissioner of Agriculture and Industries—R. F. Kolb.

ARIZONA (Population in 1910, 204,354).

COUNTIES.

Population in 1910.	DELEGATE 1908					
	Rep. Can.	Dem. Smith.	Soc. Can.	Ind. Clergy.	S. L. Stew.	I. S. L. Pro.
9196 Apache	363	195	—	8	—	1
34391 Coconino	2526	2233	356	53	8	11
8130 Coconino	510	346	49	—	—	—
16790 Gila	1945	1476	404	11	4	2
29347 Graham	1146	923	169	3	7	—
34483 Maricopa	2224	1945	179	0	15	50
3773 Mohave	195	361	53	2	2	7
11491 Navajo	395	304	88	—	—	—
22818 Pima	1296	1240	116	11	11	4
9045 Pinal	357	349	28	3	4	5
6766 Santa Cruz	308	342	27	2	—	2
15906 Yavapai	1532	1326	332	18	14	23
7733 Yuma	518	567	161	1	2	1
Total	12435	11727	1912	118	69	106
Plurality	708	—	—	—	—	—
Per cent.	47.13	44.48	7.26	.45	.27	.41
Total vote	26367	—	—	—	—	—

First state election, Dec. 12, 1911; democratic by pluralities of 1,000 to 3,000. George W. P. Hunt, Dem., for governor, 1,500 (unofficial).
 For United States senators (advisory election); Marcus A. Smith, Dem.; Henry F. Ashurst, Dem.
 For congress: Carl Hayden, Dem., Phoenix.
 Legislature: Heavily democratic.
 STATE OFFICERS (all democrats).
 Governor, G. W. P. Hunt; secretary, S. P. Osborn; auditor, J. C. Callaghan; treasurer, D. Johnson.

ARKANSAS (Population in 1910, 1,574,449).

COUNTIES. GOVERNOR, 1910. PRES. 1908.

Population in 1910.	GOVERNOR, 1910						PRES. 1908	
	Dem. Donaghy	Soc. Hogan	Rep. Rowland	Dem. Bryan	Rep. Taft	Dem.	Rep.	
16106 Arkansas	1067	62	309	937	673	—	—	
25288 Ashley	1233	141	395	1100	821	—	—	
10589 Baxter	694	74	263	607	301	—	—	
33389 Benton	2501	247	985	3067	1532	—	—	
14318 Boone	1312	60	532	1149	632	—	—	
14318 Bradley	910	54	161	906	316	—	—	
9894 Calhoun	927	72	252	554	233	—	—	
16329 Carroll	1522	92	1113	1295	1041	—	—	
21987 Chicot	985	18	220	438	644	—	—	
23386 Clark	1314	48	437	1206	1077	—	—	
23380 Clay	1645	416	730	1527	1010	—	—	
11903 Cleburne	923	111	246	506	295	—	—	
13481 Cleveland	943	57	156	771	425	—	—	
23320 Columbia	1350	41	402	1613	817	—	—	
27229 Conway	2778	74	364	2533	821	—	—	
27627 Craighead	1973	289	314	1653	710	—	—	
23942 Crawford	1670	94	1176	1361	1339	—	—	
14042 Crittenden	1304	1	32	428	352	—	—	
10492 Cross	979	153	327	705	524	—	—	
12621 Dallas	949	61	614	721	636	—	—	
15374 DeSha	445	67	52	545	233	—	—	
21980 Drew	1157	63	352	1123	680	—	—	
23708 Faulkner	1784	173	550	1771	752	—	—	
20338 Franklin	1496	156	580	1311	568	—	—	
12193 Fulton	831	46	286	741	367	—	—	
27271 Garland	1732	167	883	1340	1109	—	—	
9425 Grant	598	16	133	524	160	—	—	
28252 Greene	1846	316	491	1906	549	—	—	
28285 Hempd's	2569	59	1402	1779	1350	—	—	
15022 Hot Spr'gs	1235	80	778	833	686	—	—	
16388 Howard	1067	80	295	967	611	—	—	
24776 Independence	2264	188	927	1529	915	—	—	
14561 Izard	1145	58	346	873	392	—	—	
23601 Jackson	1582	158	591	1055	864	—	—	
15274 Jefferson	1355	109	611	1345	1388	—	—	
19639 Johnson	1490	185	532	1164	540	—	—	
13741 Lafayette	774	80	362	737	550	—	—	
20001 Lawrence	1517	130	377	1188	582	—	—	
24252 Lee	2274	30	1305	1182	354	—	—	
15118 Lincoln	806	21	245	380	459	—	—	
13597 Little Riv'r	664	119	171	669	134	—	—	
26550 Logan	1825	173	1065	1716	1151	—	—	
27983 Lonoke	1036	72	489	1385	592	—	—	
16165 Madison	1402	106	1374	1441	1542	—	—	
10203 Marion	764	141	359	705	375	—	—	
19355 Miller	1061	79	438	1038	725	—	—	
13068 Mississippi	1063	147	213	930	1172	—	—	
19407 Monroe	675	73	283	612	1022	—	—	
12455 Montgomery	957	181	415	853	622	—	—	
13844 Nevada	1080	59	348	890	784	—	—	
10612 Newton	496	85	693	377	584	—	—	
21774 Ouachita	1417	24	1071	1156	1504	—	—	
9402 Perry	660	53	237	608	445	—	—	
33535 Phillips	1317	8	441	1194	333	—	—	
12565 Pike	924	44	550	563	602	—	—	
12791 Polk	1287	85	471	845	462	—	—	

Population.	Donaghey	Hogan	Rowland	Bryan	Taft
172:6 Polk.....	1271	244	400..	824	629
24527 Pope.....	1441	182	710..	1694	813
13853 Prairie.....	850	89	312..	1103	812
86751 Fairbank.....	3240	285	1308..	3593	8330
13887 Randolph.....	2019	128	543..	1348	616
16357 Salline.....	1286	69	205..	899	369
14302 Scott.....	1183	146	348..	893	480
14825 Searcy.....	828	268	977..	597	636
52278 Sebastian.....	2830	545	1175..	3035	2052
16616 Sevier.....	1195	345	257..	1073	521
11688 Sharp.....	936	72	213..	940	317
22548 St. Francis..	1116	38	595..	619	755
8946 Stone.....	540	79	209..	496	267
20723 Union.....	1576	71	153..	1407	558
23509 Van Buren..	1090	91	771..	797	670
33889 Washing'n..	2175	190	1270..	2748	1702
18574 White.....	2285	395	676..	1718	836
30049 Woodruff.....	881	53	297..	1046	753
28323 Yell.....	1380	242	867..	1743	1040

Total.....	101,646	9,136	34,570..	87,045	56760
Plurality.....	62076			30903	
Per cent.....	67.51	6.11	26.32	57.22	37.29
Tot. vote.....	150412			152032	

For president in 1908, Debs, Soc., had 5,842 votes; Chain, Pro., 1,194; Watson, Sec., 1,026, and Hisgen, Ind., 283.

FOR REPRESENTATIVES IN CONGRESS, 1910.

- Counties of Clay, Craighead, Crittenden, Cross, Greene, Lee, Mississippi, Phillips, Poinsett, St. Francis and Woodruff.
R. B. Macon, Dem.....2,803
- Counties of Stone, Sharp, Randolph, Lawrence, Fulton, Izard, Independence, White, Cleburne, Jackson, Frairie and Monroe.
W. A. Oldfield, Dem.....5,053
- Counties of Washington, Benton, Madison, Carroll, Newton, Boone, Searcy, Baxter, Marion and Van Buren.
John C. Floyd, Dem.....5,131
R. S. Granger, Rep.....4,197
- Counties of Crawford, Logan, Sebastian, Scott, Polk, Sevier, Howard, Pike, Little River, Miller and Montgomery.
W. B. Cravens, Dem.....3,369
- Counties of Franklin, Johnson, Pope, Yell, Conway, Faulkner, Perry and Pulaski.
H. M. Jacoway, Dem.....5,505
- Counties of Desha, Garland, Hot Springs, Saline, Dallas, Grant, Cleveland, Lincoln, Drew, Jefferson, Arkansas and Lonoke.
J. T. Robinson, Dem.....4,701
- Counties of Hempstead, Clark, Nevada, Columbia, Union, Ouachita, Calhoun, Bradley, Ashley, Chicot and Lafayette.
W. S. Goodwin, Dem.....5,266

LEGISLATURE.

	Senatc. House. J. R.	
Democrats	35	94
Republicans	0	6

STATE OFFICERS.
(All democrats.)

- Governor—George W. Donaghey.
Secretary of State—Earl W. Hodges.
Auditor—John R. Jobe.
Treasurer—John W. Crockett.
Attorney-General—Hal L. Norwood.
Superintendent Public Instruction—George B. Cook.

CALIFORNIA (Population in 1910, 2,377,549).

Population 1910.	COUNTIES.			
	GOVERNOR 1910			
(58)	Rep.	Dem.	Soc. Pro.	
246131 Alameda.....	15326	9821	5743	610
303 Alpine.....	65	9		
9086 Amador.....	1000	1100	40	4
27301 Butte.....	2882	2507	519	78
9171 Calaveras.....	1037	1127	187	20
7732 Colusa.....	619	1313	27	6
31574 Contra Costa.....	2003	2319	639	43
2417 Del Norte.....	390	316	49	7
7492 El Dorado.....	810	1072	103	5
75657 Fresno.....	6200	5455	1185	201
7172 Glenn.....	585	455	35	12
33857 Humboldt.....	3050	1688	1324	47

Population	Johnson.	Bell.	Wilson.	Meads.
13591 Imperial.....	1106	801	366	53
4974 Inyo.....	582	634	157	29
3747 Kern.....	2630	3410	548	31
16230 Kings.....	1538	1149	305	43
6536 Lake.....	670	744	83	20
4902 Lassen.....	622	437	57	5
504131 Los Angeles.....	30513	23051	11129	1929
8368 Madera.....	750	777	140	9
25114 Marin.....	1955	1897	335	8
3365 Mariposa.....	403	562	41	7
23829 Mendocino.....	1215	2259	338	32
15148 Merced.....	1412	1311	217	50
6191 Modoc.....	635	590	25	6
2042 Mono.....	230	156	28	1
24140 Monterey.....	2590	1839	159	98
13840 Napa.....	1729	2372	112	23
14855 Nevada.....	1538	1260	551	17
3436 Orange.....	3025	2935	467	259
18237 Placer.....	1560	1808	137	34
5259 Plumas.....	622	423	61	8
34836 Riverside.....	3026	1914	630	228
67806 Sacramento.....	5217	6033	994	49
8041 San Benito.....	915	874	74	20
56706 San Bernardino.....	4111	3611	1025	377
61665 San Diego.....	4914	2966	1870	129
416912 San Francisco.....	25528	24065	9476	113
50731 San Joaquin.....	3369	3851	851	86
19383 San Luis Obispo.....	2121	1285	726	31
26585 San Mateo.....	2389	1828	599	17
27738 Santa Barbara.....	2304	1995	396	43
83349 Santa Clara.....	7073	5416	1513	240
26140 Santa Cruz.....	2248	1703	231	93
18320 Shasta.....	1723	1606	388	16
4068 Sierra.....	542	885	47	2
18801 Siskiyou.....	1630	1910	251	19
27550 Solano.....	2301	2919	611	50
48394 Sonoma.....	3976	4178	876	75
22522 Stanislaus.....	1922	1738	324	297
6328 Sutter.....	845	746	32	12
11401 Tehama.....	1094	1184	211	27
3301 Trinity.....	848	888	100	—
35440 Tulare.....	9113	2977	574	710
9373 Tuolumne.....	1080	1179	136	21
1837 Ventura.....	1636	1545	192	43
13326 Yuba.....	1436	1304	233	38
10042 Yuba.....	940	1050	63	3

Total.....	17555	154885	47819	5607
Plurality.....	22670			
Per cent.....	45.39	40.12	12.38	1.51
Total vote.....	386095			

For president in 1908, Taft, Rep., received 214,398 votes; Bryan, Dem., 127,432; Hisgen, Ind., 4,278; Debs, Soc., 23,659; Chain, Pro., 11,770.

FOR REPRESENTATIVES IN CONGRESS, 1910.

- Counties of Del Norte, Humboldt, Siskiyou, Trinity, Tehama, Shasta, Modoc, Lassen, Plumas, Sierra, Nevada, Placer, El Dorado, Amador, Calaveras, Alpine, Mono, Mariposa and Tuolumne.
W. F. Englebright, Rep.....16,570
John E. Baker, Dem.....16,704
W. M. Morgan, Soc.....3,231
- Counties of Mendocino, Glenn, Colusa, Butte, Sutter, Yuba, Sacramento, Yolo, Lake, Napa, Sonoma and Marin.
William Kent, Rep.....25,346
I. G. Zumwalt, Dem.....22,229
W. H. Ferber, Soc.....2,647
- Counties of Alameda, Contra Costa and Solano.
Joseph R. Knowland, Rep.....34,291
S. Miller, Soc.....6,653
- Part of city and county of San Francisco.
Julius Kahn, Rep.....10,189
Walter MacArthur, Dem.....6,636
Austin Lewis, Soc.....1,178
- Part of city and county of San Francisco.
Evelis A. Hayes, Rep.....21,964
Thomas E. Hayden, Dem.....10,510
E. L. Requin, Soc.....5,539
- Counties of Santa Cruz, Monterey, San Benito, Fresno, Kings, Madera, Merced, Stanislaus and San Joaquin.
James C. Needham, Rep.....19,717
A. L. Cowell, Dem.....18,408
Richard Kirk, Soc.....2,568
- County of Los Angeles.
William D. Stephens, Rep.....46,435
Lorin A. Handley, Dem.....13,340
T. W. Williams, Soc.....10,305
C. V. La Fontaine, Pro.....1,990

8. Counties of San Luis Obispo, Santa Barbara, Ventura, Kern, Tulare, Inyo, San Bernardino, Orange, Riverside and San Diego.

Sylvester C. Smith, Rep.....	28,202
William G. Irving, Dem.....	18,958
George A. Garrett, Soc.....	7,302
J. S. Edwards, Pro.....	1,379

LEGISLATURE. Senate. House. J.B.

Republicans	31	69	100
Democrats	9	11	20

STATE OFFICERS.
(All republicans.)

Governor—Hiram W. Johnson.
Lieutenant-Governor—Albert J. Wallace.
Secretary of State—Frank C. Jordan.
Treasurer—E. D. Roberts.
Comptroller—A. B. Nye.
Adjutant-General—E. A. Forbes.
Attorney-General—U. S. Webb.
Superintendent of Education—E. C. Hyatt.

COLORADO (Population in 1910, 799,024).

Population in 1910.	COUNTIES (59)		GOV. 1910—				PRESIDENT 1908—			
	Shafroth	Stephens	Rep. Dem.	Taft.	Brewer.	Soc. Pro.	Debs.	Chafin.		
8892 Adams.....	1467	912..	1301	1232	79	40				
10293 Arapahoe.....	1257	1528.	1514	1340	89	55				
3302 Archuleta.....	366	427..	503	505	49	35				
2516 Baca.....	243	312..	215	179	7	1				
5043 Bent.....	782	853..	915	819	12	57				
30330 Boulder.....	5175	4088..	4856	5772	498	438				
7622 Chaffee.....	1433	1244..	1233	1697	267	47				
3687 Cheyenne.....	421	534..	445	331	21	22				
5001 Clear Creek.....	1064	987..	872	1702	24	10				
11285 Conejos.....	2151	1795..	1736	1335	17	12				
5498 Costilla.....	454	1231..	1051	559	12	5				
1947 Custer.....	332	434..	439	555	4	5				
13688 Delta.....	1923	1987..	1838	2003	342	97				
21381 Denver.....	29346	15689..	30193	37149	1567	851				
642 Dolores.....	116	58..	69	184	44	—				
3192 Douglas.....	639	685..	739	629	7	7				
2985 Eagle.....	625	501..	521	828	43	8				
5331 Elbert.....	755	965..	973	785	70	32				
43321 El Paso.....	4815	5964..	8022	5996	493	590				
18181 Fremont.....	2953	2985..	3039	3146	210	226				
10144 Garfield.....	1795	1509..	1504	1938	100	80				
4131 Gilpin.....	843	784..	843	1185	75	28				
1862 Grand.....	407	424..	529	487	12	4				
5897 Gunnison.....	1574	745..	889	1491	17	31				
1346 Hinsdale.....	152	148..	156	215	28	4				
13320 Huerfano.....	1081	275..	3074	776	42	17				
1013 Jackson.....	236	239..	239	253	—	—				
14311 Jefferson.....	2435	2258..	2623	2553	108	86				
2899 Kiowa.....	561	547..	474	406	8	21				
7483 Kit Carson.....	708	1148..	983	752	41	41				
10600 Lake.....	2194	1595..	1918	2652	195	21				
10812 La Plata.....	1722	1241..	1381	2004	328	43				
25270 Larimer.....	2862	3505..	4498	3629	241	428				
38943 Las Animas.....	3675	4321..	5716	4212	170	40				
5917 Lincoln.....	678	885..	794	576	21	23				
9549 Logan.....	1325	1238..	1064	950	19	87				
22197 Mesa.....	2528	3038..	3049	2824	501	421				
7531 Mineral.....	353	212..	213	488	18	4				
5029 Montezuma.....	833	792..	440	948	87	22				
10291 Montrose.....	1684	1292..	1193	1461	336	93				
9577 Morgan.....	985	1589..	1672	1298	56	105				
20201 Otero.....	3064	2602..	3232	3542	178	316				
3514 Ouray.....	883	671..	539	1085	63	3				
2492 Park.....	547	512..	465	807	32	3				
3179 Phillips.....	476	626..	508	401	4	22				
4596 Pitkin.....	834	400..	531	1262	107	14				
9520 Prowers.....	1109	1233..	1430	1015	115	132				
52223 Pueblo.....	7723	5122..	7337	8002	244	259				
2332 Rio Blanco.....	490	411..	384	496	19	4				
6543 Rio Grande.....	1141	1238..	1122	1139	26	26				
7531 Routt.....	1263	1305..	1088	1403	45	26				
4180 Saguache.....	765	765..	811	917	19	6				
3033 San Juan.....	693	483..	547	714	94	5				
4700 San Miguel.....	935	942..	882	927	112	26				
3061 Sedgwick.....	407	596..	544	278	3	21				
2003 Summit.....	629	314..	366	743	30	5				
14351 Teller.....	2728	1884..	3104	4192	217	30				
6002 Washington.....	614	619..	599	524	11	14				
39177 Weld.....	4518	4620..	5537	4650	242	417				
8490 Yuma.....	1038	1030..	1061	1148	115	50				
Total.....	115774	97891..	123700	126614	7974	5550				
Plurality.....	17783	2944..								
Per cent.....	51.26	43.6..	46.83	47.99	3.02	2.11				
Total vote.....	224600			268377						

FOR REPRESENTATIVES IN CONGRESS, 1910.

At Large—
Edward T. Taylor, Dem.....105,700
I. N. Stevens, Rep.....101,723

1. Counties of Adams, Boulder, Denver, Jefferson, Lake, Larimer, Logan, Morgan, Park, Phillips, Sedgwick, South Arapahoe, Washington, Weld and Yuma.
A. W. Rucker, Dem.....40,458
J. C. Berger, Rep.....37,966

2. Counties of Archuleta, Baca, Bent, Chaffee, Cheyenne, Clear Creek, Conejos, Costilla, Custer, Delta, Dolores, Douglas, Eagle, Elbert, El Paso, Fremont, Garfield, Gilpin, Grand, Gunnison, Hinsdale, Huerfano, Kiowa, Kit Carson, La Plata, Las Animas, Lincoln, Mesa, Mineral, Montezuma, Montrose, Otero, Ouray, Pitkin, Prowers, Pueblo, Rio Blanco, Rio Grande, Routt, Saguache, San Juan, San Miguel, Summit and Teller.
John C. Martin, Dem.....60,201
J. W. Orr, Rep.....57,006

LEGISLATURE. Senate. House. J.B.

Republicans	9	24	33
Democrats	2	41	67

STATE OFFICERS.

Governor—John F. Shafroth, Dem.
Secretary of State—James B. Pearce, Dem.
Treasurer—Roady Kenehan, Dem.
Auditor—M. A. Leddy, Dem.
Attorney-General—Benjamin Griffith, Rep.
Supt. of Education—Helen M. Wixson, Rep.

CONNECTICUT (Population in 1910, 1,114,756).

Population in 1910.	COUNTIES.		GOVERNOR 1910			
	Baldwin	Dem.	Rep.	Soc.	Pro. S. D.	Feinman
245322 Fairfield.....	15872	15862	3882	311	334	
250132 Hartford.....	17081	15709	1795	607	282	
70200 Litchfield.....	5291	5883	377	153	47	
45337 Middlesex.....	3453	3388	335	63	27	
337282 New Haven.....	23386	20253	4232	453	381	
91253 New London.....	7178	6384	579	265	87	
26459 Tolland.....	2204	2149	200	55	30	
48301 Windham.....	2888	3294	159	119	17	
Total.....	77943	73598	12179	2026	1205	
Plurality.....	8715					
Per cent.....	46.49	44.24	7.33	1.22	7.2	
Total vote.....	166181					

FOR REPRESENTATIVES IN CONGRESS, 1910.

1. Counties of Hartford and Tolland, including cities of Hartford, New Britain and Parkville.
E. Stevens Henry, Rep.....19,367
A. Loneragan, Dem.....18,332
H. N. Beebe, Pro.....1,840

2. Counties of Middlesex and New Haven.
Thomas L. Rellly, Dem.....27,492
A. N. Shepard, Rep.....24,480
Julius A. Paecht, Pro.....3,708

3. Counties of New London and Windham.
Edwin Higgins, Rep.....10,011
Raymond J. Jodoin, Dem.....9,993

4. Counties of Fairfield and Litchfield.
Ebenezer J. Hill, Rep.....23,479
Lynn W. Wilson, Dem.....20,636

At Large—
John Q. Tilson, Rep.....79,585
George P. Ingersoll, Dem.....73,221
S. E. Beardsley, Pro.....10,304

LEGISLATURE. Senate. House. J.B.

Republicans	21	163	184
Democrats	14	95	109

STATE OFFICERS.
Governor—Simeon E. Baldwin, Dem.
Secretary—Mathew H. Rogers, Rep.
Treasurer—Castello Lippitt, Rep.
Comptroller—Thomas D. Bradstreet, Rep.
Attorney-General—John H. Light, Rep.

DELAWARE (Population in 1910, 202,322).

Population in 1910.	COUNTIES.		PRESIDENT 1908			
	Rep.	Dem.	Soc.	Pro.	S. Ind.	Ind.
3274 Kent.....	4158	405	103			
123188 New Castle.....	14979	12944	411	240	1	
46113 Sussex.....	5870	5013	133	—	2	
Total.....	25014	22671	670	239	30	
Plurality.....	2935					
Per cent.....	52.08	45.95	1.42	50	.05	
Total vote.....	48024					

FOR REPRESENTATIVES IN CONGRESS, 1910.

William H. Heald, Rep.	22,410
Robert C. White, Dem.	20,281
Lewis A. Brosius, Pro.	775
Frank A. Houck, Soc.	558

LEGISLATURE.

	Senate.	House.	J. R.
Republicans	9	22	31
Democrats	8	13	21

STATE OFFICERS.

Governor—Simeon S. Pennewill, Rep.
Secretary of State—Charles S. Richards, Rep.
Lieutenant-Governor—John M. Mendinhal, Rep.
Attorney-General—Andrew C. Gray, Dem.
Insurance Commissioner—Charles H. Maul, Rep.
State Treasurer—D. O. Moore, Rep.
State Auditor—Theodore Townsend, Rep.

FLORIDA (Population in 1910, 751,139).

Population in 1910.	COUNTIES. (47)	PRESIDENT 1908					
		Rep.	Dem.	Soc.	Pro.	Ind.	Pro.
34905	Alachua	686	1239	25	26	16	38
4805	Baker	104	152	51	11	11	7
14000	Bradford	180	729	19	13	2	38
4717	Brevard	225	294	50	7	2	1
7465	Calhoun	339	241	12	84	6	2
6731	Citrus	33	371	26	8	6	8
6116	Clay	122	355	22	13	4	6
17689	Columbia	279	465	61	54	10	23
11933	Dade	275	961	160	108	29	53
14200	DeSoto	244	992	112	32	13	44
75163	Duval	641	2381	233	155	52	100
36549	Escambia	718	1887	351	245	54	101
5201	Franklin	112	283	56	30	7	9
22198	Gadsden	89	563	34	34	6	12
11825	Hamilton	116	452	84	33	6	17
4997	Hernando	57	260	14	5	—	3
78374	Hillsboro	367	2703	366	69	43	146
11557	Holmes	337	438	40	32	9	8
23821	Jackson	353	1122	134	55	15	10
17210	Jefferson	114	545	33	36	4	21
6710	Lafayette	40	437	15	3	1	44
9509	Lake	200	487	62	33	6	45
6294	Lee	72	266	109	10	2	74
19427	Leon	143	698	44	39	9	29
10361	Levy	189	411	64	14	6	11
4700	Liberty	69	176	11	11	2	4
16919	Madison	32	511	23	19	3	7
9550	Manatee	93	644	104	36	4	28
26941	Marion	482	1352	120	97	19	116
21563	Monroe	227	630	239	26	13	31
10225	Nassau	92	496	20	15	2	16
19107	Orange	485	452	63	63	10	26
5507	Osceola	81	193	12	47	2	1
5572	Palm Beach	—	—	—	—	—	—
7552	Pasco	81	436	21	17	—	15
24143	Polk	290	1251	154	54	7	41
13096	Putnam	454	797	105	57	25	32
13208	St. Johns	344	758	146	49	23	32
4075	St. Lucie	63	280	38	14	32	7
14897	Santa Rosa	212	535	35	6	5	10
6096	Sumter	62	343	28	35	2	22
18603	Suwanee	150	597	220	55	12	19
7103	Taylor	160	250	41	43	3	12
16510	Volusia	444	736	41	12	4	28
4802	Wakulla	56	239	31	11	1	6
16460	Walton	369	504	46	34	6	13
16443	Washington	283	632	82	87	46	14
	Total	10654	31104	3747	1946	553	1356
	Plurality		20450		4930		
	Per cent.	21.58	63.02	7.59	3.94	1.12	2.75
	Total vote				4930		

FOR REPRESENTATIVES IN CONGRESS, 1910.

1. Counties of Taylor, Lafayette, Levy, Marion, Citrus, Sumter, Hernando, Pasco, Hillsboro, Polk, Manatee, DeSoto, Lee, Monroe and Lake.	S. M. Sparkman, Dem.	10,525
C. C. Allen, Soc.	2,346	
2. Counties of Hamilton, Suwanee, Columbia, Baker, Bradford, Nassau, Duval, Clay, Putnam, St. John, Volusia, Osceola, Orange, Brevard, Dade, Alachua and St. Lucie.	Frank Clark, Dem.	11,626
Thomas W. Cox, Soc.	1,804	
T. C. Buddington, Soc. Dem.	1,372	
3. Counties of Escambia, Santa Rosa, Walton, Holmes, Washington, Jackson, Calhoun, Frank-		

lin, Liberty, Gadsden, Leon, Wakulla, Jefferson and Madison.

Dannitte H. Mays, Dem.	8,844
Eric Von Axelsson, Soc.	1,032

LEGISLATURE.

The members of the senate (32) and of the house of representatives (69) are all democrats.

STATE OFFICERS.

(All democrats.)

Governor—Albert W. Gilchrist.
Secretary of State—H. Clay Crawford.
Attorney-General—Park M. Trammell.
Comptroller—A. C. Croom.
Treasurer—W. V. Knott.
Supt. Public Instruction—W. M. Holloway.
Commissioner of Agriculture—B. E. McLin.

GEORGIA (Population in 1910, 2,609,121).

Population in 1910.	COUNTIES. (145)	PRESIDENT 1908					
		Rep.	Dem.	Pro.	Pco.	Soc. Ind.	Ind.
12318	Appling	250	249	—	244	—	—
7373	Baker	395	149	—	23	—	—
18354	Baldwin	201	417	8	74	—	—
11244	Banks	221	221	—	147	—	—
25388	Bartow	750	726	11	73	2	—
11863	Ben Hill	412	407	134	49	—	—
22772	Berrien	212	595	19	64	2	—
56946	Bibb	565	1946	14	51	8	—
23832	Brooks	362	472	4	103	2	3
6702	Bryan	—	—	—	—	—	—
26464	Bulloch	116	756	—	218	—	—
17238	Burke	193	519	—	70	—	—
13624	Butts	167	348	5	131	—	—
11334	Calhoun	106	272	—	33	3	—
7030	Camden	233	181	4	1	—	—
140	Campbell	140	210	—	116	—	—
505	Carroll	505	917	4	356	5	—
213	Catoosa	213	217	3	4	—	—
4722	Charlton	53	124	6	2	—	—
79690	Chatham	1209	8305	18	17	7	—
118	Chattooga	118	111	—	17	—	—
13908	Chattooga	716	437	9	28	10	1
16961	Cherokee	665	326	6	100	14	1
23273	Clarke	207	720	2	96	—	—
8960	Clay	161	242	2	42	—	—
10453	Clayton	223	248	11	99	—	1
8424	Clinch	157	202	1	11	—	—
23397	Cobb	548	589	18	174	—	1
10874	Coffee	382	534	2	54	6	—
19739	Columbia	125	350	—	327	4	—
12328	Columbia	213	1	1	185	—	—
28900	Coweta	220	1032	1	19	—	—
8310	Crawford	24	285	—	—	—	—
16423	Crisp	206	452	—	36	1	—
4139	Dade	72	223	—	7	12	—
4686	Davson	219	125	5	5	—	—
29045	Decatur	537	782	4	131	1	—
27381	DeKalb	356	740	43	218	2	2
20127	Dodge	177	544	1	44	16	—
20554	Dooly	271	507	2	87	—	—
10065	Dougherty	153	583	—	6	—	—
8933	Douglas	181	152	4	187	1	—
15132	Early	173	375	3	136	12	—
33349	Effingham	15	140	—	—	—	—
9971	Effingham	89	322	—	55	—	—
24125	Elbert	103	714	18	303	—	—
25140	Emanuel	530	549	8	473	—	—
12574	Fannin	681	420	—	—	—	—
10966	Fayette	162	338	—	151	2	—
36736	Floyd	677	1204	25	138	3	2
11940	Forsyth	345	150	1	79	—	1
17894	Franklin	253	379	9	329	—	—
17773	Fulton	2906	4790	165	190	50	33
9237	Gilmer	519	360	3	4	—	—
4093	Glascock	52	63	4	264	—	—
15720	Glynn	238	467	2	12	—	—
13613	Gordon	615	476	1	97	1	—
18437	Grady	325	483	33	215	—	—
18512	Greene	428	412	—	25	2	—
29824	Gwinnett	541	677	38	392	3	—
10134	Habersham	230	364	17	77	6	—
25730	Hall	634	707	33	94	13	—
19189	Hancock	80	457	2	71	—	1
13514	Haralson	506	252	23	106	12	—
17896	Harris	94	556	1	77	—	—
16216	Hart	192	408	5	200	—	4

Population.	Taft.	Bryan.	Chadw.	Watson.	Debs.	Hilgen.
11189 Heard.....	5	203	—	34	—	—
18427 Henry.....	194	309	51	27	—	—
23049 Houston.....	174	855	105	—	—	—
10461 Irwin.....	406	858	—	30	—	—
20349 Jackson.....	406	705	12	823	2	1
16552 Jasper.....	155	57	—	23	—	—
6050 Jeff Davis.....	156	172	—	11	—	—
21379 Jefferson.....	861	373	4	—	—	—
11520 Jenkins.....	53	188	—	76	—	—
12897 Johnson.....	162	135	3	855	—	—
13103 Jones.....	322	385	—	28	—	—
35501 Laurens.....	730	967	—	594	—	3
11679 Lee.....	252	337	—	7	—	—
12324 Liberty.....	412	219	1	160	—	—
8714 Lincoln.....	1	157	5	249	—	—
24436 Lowndes.....	154	681	31	58	2	1
5444 Lumpkin.....	218	261	—	131	—	—
95016 Macon.....	196	350	—	39	—	—
18451 Madison.....	170	593	—	1	—	—
9147 Marion.....	155	217	—	89	—	—
10325 McDuffie.....	25	157	5	323	—	—
6442 McIntosh.....	161	147	—	—	—	—
25180 Meriwether.....	211	683	4	115	—	—
7986 Miller.....	23	161	—	44	—	—
7239 Milton.....	120	182	2	250	—	—
22114 Mitchell.....	196	552	1	50	—	—
20450 Monroe.....	162	456	—	217	—	—
19658 Montgomery.....	254	414	—	213	—	—
19717 Morgan.....	187	462	2	66	—	—
9763 Murray.....	539	312	—	20	38	—
36227 Muscogee.....	459	1349	—	19	122	2
18448 Newton.....	393	643	11	46	—	—
18351 Oconee.....	51	136	—	240	—	—
18680 Oglethorpe.....	67	495	—	112	—	—
14124 Paulding.....	630	256	3	188	—	1
9041 Pickens.....	731	187	4	3	—	—
10749 Pierce.....	150	295	—	72	—	—
19495 Pike.....	230	727	—	121	—	—
20203 Polk.....	901	492	10	74	2	1
22835 Pulaski.....	107	651	—	64	—	—
13876 Putnam.....	20	410	—	16	—	—
4594 Quitman.....	31	87	1	66	—	—
5362 Rabun.....	171	253	—	13	—	—
18841 Randolph.....	396	522	—	83	—	—
58886 Richmond.....	267	1727	—	345	109	1
18043 Rockdale.....	172	352	—	87	—	—
5215 Schley.....	173	219	—	84	—	—
20302 Screven.....	428	355	9	357	—	—
19741 Spalding.....	199	725	29	27	17	—
9728 Stephens.....	261	306	—	27	—	—
13437 Stewart.....	241	415	—	23	—	—
29082 Sumter.....	476	876	4	36	—	—
11696 Talbot.....	129	408	5	44	—	—
8766 Tallahassee.....	216	235	—	130	—	5
18569 Tattall.....	263	534	18	432	—	—
10839 Taylor.....	159	253	—	163	—	—
13288 Telfair.....	29	613	227	5	—	—
22063 Terrell.....	142	528	—	53	—	—
23071 Thomas.....	723	765	7	306	—	—
11467 Tift.....	90	450	—	104	2	—
11403 Toombs.....	200	282	3	98	—	—
8032 Towns.....	291	196	—	2	—	—
26228 Troup.....	45	714	2	287	—	—
10075 Turner.....	105	276	22	137	7	—
10736 Twiggs.....	73	301	—	21	—	—
6918 Union.....	418	344	—	5	—	—
12757 Upson.....	145	369	—	249	—	—
18692 Walker.....	925	754	6	32	12	—
25338 Walton.....	359	727	6	225	1	—
22457 Ware.....	190	171	16	12	19	—
11960 Warren.....	196	554	4	257	—	2
23014 Washington.....	297	630	—	478	—	—
13063 Wayne.....	144	304	—	29	—	—
8151 Webster.....	117	414	—	30	28	1
5110 White.....	183	121	—	36	—	—
15634 Whitfield.....	775	586	6	36	60	—
13486 Wilcox.....	120	380	1	22	—	—
23441 Wilkes.....	65	557	12	216	—	—
10078 Wilkinson.....	55	280	1	55	—	—
19147 Worth.....	237	457	—	251	—	—
Total.....	41632	72413	1059	16969	584	77
Plurality.....		30638				
Per cent.....	31.41	54.49	.80	12.80	.44	.06
Total vote.....				132727		

For governor in 1910 Hoke Smith was elected by a heavy majority over Jos. M. Brown. Both ran on democratic tickets.

FOR REPRESENTATIVES IN CONGRESS, 1910.
 1. Counties of Bryan, Bulloch, Burke, Chatham, Effingham, Emanuel, Jenkins, Liberty, McIntosh, Screven, Tattall and Toombs.
 Charles G. Edwards, Dem.....2,019

- Counties of Baker, Berrien, Calhoun, Clay, Colquitt, Decatur, Dougherty, Early, Grady, Miller, Mitchell, Quitman, Randolph, Terrell, Thomas, Tift, Turner and Worth.
 S. A. Roddenbery, Dem.....3,179
- Counties of Ben Hill, Crawford, Crisp, Dooly, Houston, Lee, Macon, Putaski, Schley, Stewart, Sumter, Taylor, Twiggs, Webster and Wilcox.
 Dudley M. Hughes, Dem.....2,855
- Counties of Carroll, Chattahoochee, Coweta, Har-
 ris, Heard, Marion, Meriwether, Muscogee, Tal-
 bot and Troup.
 W. C. Adamson, Dem.....2,815
- Counties of Campbell, Clayton, DeKalb, Dou-
 glas, Fulton, Newton, Rockdale and Walton.
 William S. Howard, Dem.....4,091
- Counties of Baldwin, Bibb, Butts, Fayette,
 Henry, Jones, Monroe, Pike, Spalding and Upson.
 Charles L. Battlett, Dem.....3,351
- Counties of Bartow, Catoosa, Chattooga, Cobb,
 Dade, Floyd, Gordon, Haralson, Murray, Paul-
 ling, Polk, Walker and Whitfield.
 Gordon Lee, Dem.....7,146
 Walker Aberman, Rep.....2,285
- Counties of Clarke, Elbert, Franklín, Greene,
 Hart, Jasper, Madison, Morgan, Oconee, Ogle-
 thorne, Putnam and Wilkes.
 Samuel J. Tribble, Dem.....6,685
 Wm. H. Howard, Dem.....6,222
- Counties of Banks, Cherokee, Dawson, Fannin,
 Forsyth, Gilmer, Gwinnett, Habersham, Hall,
 Jackson, Lumpkin, Milton, Pickens, Rabun, Ste-
 phens, Towns, Union and White.
 Thomas M. Bell, Dem.....4,285
- Counties of Columbia, Glascock, Hancock, Jef-
 ferson, Lincoln, McDuffie, Richmond, Tallahassee,
 Warren, Washington and Wilkinton.
 Thomas W. Hardwick, Dem.....4,331
 C. E. McGregor, Ind. Dem.....1,418
- Counties of Appling, Brooks, Camden, Charl-
 on, Clinch, Coffee, Dodge, Echols, Glynn, Irwin,
 Jeff Davis, Johnson, Laurens, Lowndes, Mont-
 gomery, Pierce, Telfair, Wayne and Ware.
 William G. Brantley, Dem.....3,160
 The legislature consists of 44 senators and 181
 representatives. All but four or five are democ-
 rats. There is no division on party lines.

STATE OFFICERS.

(All democrats.)

- Governor—Hoke Smith.
- Secretary—Phillip Cook.
- Comptroller—W. A. Wright.
- Attorney-General—H. A. Hall.
- Treasurer—J. P. Brown.
- School Commissioner—M. L. Brittain.
- Commissioner of Agriculture—T. G. Hudson.
- Prison commissioners—R. E. Davidson, Wiley Wil-
 liams and C. A. Evans.

HAWAII (Population in 1910, 191,909).

DISTRICT.	Rep.	Dem.	H. Rule
	DEL. 61ST CONG. 1908		
	Kalanian'olaha, McCann's, Nalley		
1. East Hawaii.....	713	505	295
2. West Hawaii.....	445	358	626
3. Maui, Molokai, Lanai, Kahoolawe.....	1161	503	774
4. East Oahu.....	1639	1096	319
5. West Oahu.....	1258	1017	699
6. Kauai and Niihau.....	482	345	176
Total.....	5698	3824	2889
Plurality.....		1874	
Per cent.....	45.91	30.81	23.28
Total vote.....			12411

LEGISLATURE.

	Senate.	House.	J. B.
Republicans.....	9	21	30
Democrats.....	5	8	13
Home Rule.....	1	1	2

TERRITORIAL OFFICERS.

- Governor—Walter F. Frear.
- Secretary—E. A. Mott-Smith.
- Attorney-General—C. R. Hemenway.
- Treasurer—A. J. Campbell.
- High Sheriff—William Henry.

IDAHO (Population in 1910, 325,594).

COUNTIES. (23)	—GOV. 1910—			—PRES. 1904—		
	Rep.	Dem.	Soc.	Rep.	Dem.	Soc.
Population in 1910.	Brady.	Hawley.	Moley.	Taft.	Bryan.	Debs.
29088 Ada.....	4135	3944	400.	4778	3721	276
19242 Bannock.....	2064	2423	160.	2680	1892	133
7729 Bear Lake.....	1364	909	15.	1460	933	14
23306 Bingham.....	2166	2264	134.	3277	1750	300
8387 Blaine.....	899	1930	113.	1197	1248	123
5250 Boise.....	821	721	128.	885	862	156
13588 Bonner.....	1893	1195	303.	2357	1223	449
25323 Canyon.....	3749	2623	309.	4047	2783	278
717 Cassia.....	1001	1753	108.	1049	1049	106
3001 Custer.....	298	669	69.	521	598	84
4785 Elmore.....	687	875	146.	622	660	194
24206 Fremont.....	2573	3776	237.	3620	2854	406
12384 Idaho.....	1441	1585	345.	2129	1833	397
22747 Kootenai.....	2259	2932	614.	4407	2306	1094
18818 Latah.....	2304	1599	268.	3101	1802	296
4786 Lemhi.....	786	891	144.	809	777	58
12676 Lincoln.....	1748	1640	238.	1310	805	292
24890 Nez Perce.....	2307	2717	448.	3871	2849	651
15170 Owyhee.....	2685	1412	192.	3581	1519	59
4042 Owyhee.....	434	573	45.	600	650	70
13933 Shoshone.....	1716	2571	388.	3256	2109	512
13543 Twin Falls.....	1646	1808	387.	1757	1053	260

11107 Washington.....

	Brady.	Hawley.	Moley.	Taft.	Bryan.	Debs.
1525	1659	204.	1819	1474	197	
Total.....	39961	40856	5342.	52657	36195	6405
Plurality.....	895	..	1642
Per cent.....	46.38	47.42	6.20.	54.14	37.22	6.58
Total vote.....	86159	..	9720

For president in 1908, Chafin, Pro., had 2,003 votes.

FOR REPRESENTATIVES IN CONGRESS, 1910.

Burton L. French, Rep.....	46,401
Arthur M. Bowen, Dem.....	31,832
Rolla Myer, Soc.....	5,463

LEGISLATURE. Senate. House. J. B.

Republicans.....	14	35	49
Democrats.....	9	24	33

STATE OFFICERS.

Governor—James H. Hawley, Dem.

Lieutenant-Governor—Louis H. Sweetser, Rep.

Secretary of State—Wilfred L. Gifford, Rep.

Auditor—Stephen D. Taylor, Rep.

Treasurer—O. V. Allen, Rep.

Attorney-General—Daniel C. McDougal, Rep.

Supt. Public Instruction—Grace M. Shepherd, Rep.

Inspector of Mines—Robert N. Bell, Rep.

ILLINOIS (Population in 1910, 5,638,591).

COUNTIES. (102)	—TREASURER 1910—					—PRESIDENT 1908—										—PRES. 1904—	
	Rep.	Dem.	Pro.	Soc.	S. L.	Rep.	Dem.	Pro.	Soc.	S. L.	Ind.	U. C.	Peo.	Rep.	Dem.		
Population in 1910.	Mitchell.	Hawley.	Kendall.	Frankel.	S. L.	Taft.	Bryan.	Chafin.	Debs.	G. L.	Hansen.	Turkey.	Watson.	Hoovester.	Parker.		
64588 Adams.....	4455	5657	193	383	55.	7233	8294	242	496	20	12	5	9.	7277	6149		
22741 Alexander.....	2541	2298	357	107	7.	3790	2927	54	56	4	1.	1.	1.	5203	1687		
10049 Edwards.....	1827	1186	184	62	10.	2143	1465	299	54	10	3	1.	1.	2355	1210		
15481 Boone.....	1664	229	75	165	11.	2805	587	155	127	4	9	1.	1.	3036	302		
10397 Brown.....	480	1044	44	10	1.	947	1609	64	11	2	1	1.	1.	934	131		
48715 Bureau.....	3901	1725	319	497	38.	5280	2871	534	424	21	41	9	6.	5624	1917		
6305 Calhoun.....	542	869	66	7	..	735	905	76	8	2	..	730	815		
19035 Carroll.....	2041	1594	70	57	5.	2875	1122	223	67	4	11	..	1.	3128	691		
17372 Cass.....	1381	1948	66	26	4.	1878	2434	90	14	1	5	..	1.	1827	1906		
51829 Champaign.....	5302	3246	270	50	9.	7162	4830	472	42	3	18	3	1.	6954	3574		
3494 Christian.....	2637	3322	145	194	11.	3686	4156	324	290	8	10	1	4.	3856	3200		
25317 Clark.....	2534	2421	107	13	4.	3158	2793	153	18	4	3	3.	23.	2886	2771		
10823 Hamilton.....	1981	1243	51	33	3.	2240	1627	42	42	2	2	3.	3.	2436	1315		
22362 Clinton.....	1560	2169	49	189	3.	2104	3016	61	181	12	1	3	3.	2448	2133		
34517 Coles.....	1433	3084	118	108	19.	4388	3567	206	58	8	1	2.	12.	4001	3435		
240523 Cook.....	144679	157607	5475	29352	954.	230400	152900	5065	18842	649	5994	178	73.	228448	103762		
26281 Crawford.....	2445	2376	252	43	5.	3090	2890	207	42	4	6	2	11.	2296	1850		
14281 Cumberland.....	1415	1466	60	35	3.	1739	1810	81	13	1	..	2	3.	1857	1644		
33457 DeKalb.....	2918	767	180	146	27.	5806	1732	341	97	9	42	3	1.	5957	1137		
18906 DeWitt.....	2260	1862	87	29	10.	2628	2155	138	15	1	3	1.	1.	2771	1872		
15391 Douglas.....	2061	1373	119	27	6.	2656	1917	192	11	4	15	1	4.	2518	1685		
33432 DuPage.....	3047	976	357	45	16.	4530	1975	449	77	5	40	1	3.	4078	1407		
27396 Edgar.....	3076	3654	138	57	11.	3751	3433	150	50	5	4	2	5.	3733	3443		
10049 Edwards.....	1340	572	56	7	1.	1141	747	120	14	2	4	3	1.	1610	535		
20055 Effingham.....	1384	2020	69	35	5.	1877	2826	91	29	3	3	..	1.	1833	2033		
28075 Fayette.....	2980	2667	136	26	6.	3261	3193	203	31	4	1	4	3.	3235	2650		
17086 Ford.....	1886	903	103	10	5.	217	1164	178	10	2	16	1	2.	2386	926		
25943 Franklin.....	2162	1960	116	243	37.	2539	2401	121	152	16	2	2	..	2077	1801		
49549 Fulton.....	4506	3350	223	467	24.	6077	4906	405	558	34	12	3	30.	6373	3791		
14628 Gallatin.....	918	1397	48	56	3.	1411	1845	81	34	3	1	1	2.	1401	1540		
22363 Greene.....	874	1939	69	65	8.	2004	3159	166	49	5	2	1	3.	1959	2649		
24162 Grundy.....	2384	1184	65	102	12.	3127	1359	190	207	15	68	..	1.	3448	841		
18227 Hamilton.....	1583	1942	59	32	7.	1808	2128	110	30	7	4	1	2.	1894	2049		
30828 Hancock.....	3161	3383	180	52	11.	3731	3236	229	38	3	3	1.	3.	3887	3456		
7074 Hardin.....	102	493	38	9	..	843	680	43	9	642	642		
9123 Henderson.....	1325	598	61	9	2.	1547	820	102	12	..	3	1	1.	1698	708		
41786 Henry.....	4059	1749	239	315	17.	6387	2499	478	438	21	63	1	10.	7331	1380		
35543 Iroquois.....	3259	1594	230	42	8.	4855	2966	314	67	10	16	2	7.	5007	2376		
35143 Jackson.....	3421	2386	130	317	22.	4016	3149	234	145	11	2	2	9.	3984	2350		
18157 Jasper.....	1401	1768	93	12	3.	1860	2317	131	7	1	3	4	2.	1889	2024		
29111 Jefferson.....	2753	2736	137	108	10.	3210	3377	133	33	8	2	1	23.	3073	2642		
13854 Jersey.....	1164	1879	43	20	4.	1460	1818	71	26	5	..	2.	2.	1531	1713		
22357 Jo Daviess.....	2670	1943	91	71	7.	3132	2510	184	34	7	1	1.	1.	3388	1598		
14381 Johnson.....	1571	1292	43	25	2.	1915	1055	180	9	1	1	..	1.	2154	980		
41929 Kane.....	3848	1882	314	624	39.	3289	4233	395	311	16	15	5	6.	3639	2749		
40722 Kankakee.....	4372	1525	206	173	14.	5908	2461	184	74	8	27	4	6.	6182	1652		
10777 Kendall.....	1434	397	65	13	1.	1948	556	116	11	2	4	2120	423		
46159 Knox.....	4501	1665	204	405	38.	7084	3277	381	220	5	25	1	5.	7566	1849		
55058 Lake.....	3635	1031	263	341	67.	6392	2264	352	227	19	100	6	9.	6335	1592		
90132 LaSalle.....	8288	5769	274	731	86.	11159	7589	454	705	46	98	9	14.	11967	5628		
22661 Lawrence.....	1987	2119	98	24	8.	2197	2253	192	14	2	1	1939	1712		
27750 Lee.....	3132	1840	149	122	8.	4255	2144	232	37	4	18	3	8.	4634	1904		
40495 Livingston.....	4403	2788	221	50	8.	5358	3778	347	73	7	22	3	8.	6018	2785		
30216 Logan.....	2444	2883	105	108	18.	3451	3546	172	81	7	1	1.	1.	3626	2065		
41186 Macon.....	5715	2905	245	162	29.	6643	4233	395	170	14	15	5	5.	6284	3932		
40752 Macoupin.....	3726	4616	246	363	33.	4988	5775	400	511	25	12	4	9.	4796	4304		
8847 Madison.....	7154	5163	290	1274	39.	9463	7812	351	814	54	6	3	10.	9049	5429		
35094 Marion.....	2767	2831	208	513	33.	3435	4001	201	270	6	6	1	4.	3190	2490		
15679 Marshall.....	1547	1726	78	14	2.	1893	1714	113	48	4	2.	2190	1545		
17377 Mason.....	1277	1823	88	21	3.	1924	2264	204	24	1							

Population.	Mitchell.	Hard.	Kendall.	Frankl.	Larson.	Taft.	Bryan.	Chas.	Debs	Gillhaus	Hes.	Turney.	Watson.	Loosevelt.	Parke.
83542 McHenry.....	3074	684	111	20	2.	5331	1837	194	51	2	82	4	1	540	130
68008 McLean.....	6548	3904	493	246	21.	8953	5682	840	197	15	2	7	1	8772	4149
12746 Menard.....	1336	1521	71	13	4.	1600	1748	185	19	—	2	—	—	10.	1705
19:23 Mercer.....	2009	881	117	117	32.	2571	1777	231	85	9	14	1	4.	3230	1386
18508 Monroe.....	1660	1447	12	15	1.	1733	1512	15	9	8	1	—	—	1622	1440
35311 Montgomery..	2740	3446	198	268	19.	4772	3909	318	242	20	8	5	3.	3489	3141
34420 Morgan.....	3547	3347	92	67	20.	4019	3993	204	116	17	2	2	10.	4248	3383
14590 Moultrie.....	1305	1479	67	17	2.	1704	1635	98	1	—	—	—	—	1719	1470
24784 Ogde.....	2235	641	131	54	2.	4848	1761	838	28	6	17	2	2.	5109	1209
100255 Peoria.....	7684	5677	259	643	120.	10628	8338	289	51.	55	31	5	2.	11863	5637
22038 Perry.....	2030	1789	119	210	29.	1628	2432	192	67	27	2	—	—	2451	1406
16376 Platt.....	1556	673	66	41	2.	2246	1530	153	12	6	—	—	—	2515	1334
28232 Pike.....	2412	3028	126	146	33.	3246	3839	257	155	7	4	1	20.	3807	3232
12125 Pope.....	1254	590	24	9	2.	1706	748	58	6	—	—	—	—	1744	676
15650 Putnaski.....	1634	625	36	44	3.	2185	1080	56	19	—	—	—	—	2180	792
7561 Putnam.....	669	334	39	26	6.	834	413	51	1	4	2	1	3.	753	355
29120 Randolph.....	2586	2533	108	241	13.	9045	3172	151	101	3	—	—	—	3238	2518
15970 Richland.....	1466	1671	94	30	1.	1684	1938	122	67	5	—	—	—	1778	1604
7040 Rock Island..	5514	2515	220	1357	144.	8196	4789	344	1072	81	339	7	3.	8152	2156
30204 Saline.....	2836	2328	119	395	26.	8125	2471	134	249	8	7	2	10.	2735	1568
91024 Sangamon.....	8958	7295	453	794	62.	10422	9351	626	458	31	25	7	14.	10938	7571
14852 Schuyler.....	1307	1540	133	64	6.	1632	1376	216	18	2	—	—	—	1636	1682
3403 Scott.....	969	1310	38	15	—	1101	1376	71	39	2	—	—	—	1183	1236
31833 Shelby.....	2245	2976	234	64	10.	3312	4965	380	40	—	1	3	29.	3230	2282
10088 Stark.....	1119	543	49	18	2.	1635	738	71	22	—	—	—	—	1764	574
119670 St. Clair.....	10630	7970	221	2626	139.	12619	11342	344	1517	33	9	7	13.	11326	8200
36821 Stephenson...	3809	3470	118	125	3.	4605	4076	254	84	5	10	4	4.	4876	3275
34027 Tazewell.....	3166	3419	152	50	22.	3767	3786	237	119	4	4	1	5.	4051	3255
21856 Union.....	976	1821	66	10	2.	1636	2630	127	12	1	—	—	—	1537	1967
77396 Vermilion.....	7930	3530	595	406	54.	11725	6320	825	855	14	48	8	19.	11179	3620
14913 Wabash.....	1327	1437	82	24	4.	1511	1814	158	22	1	1	2	—	1298	1300
23313 Warren.....	2550	1945	158	134	13.	3233	2327	237	175	13	5	4	2.	3563	1559
18759 Washington...	2172	1379	93	33	13.	2253	1830	111	64	8	1	—	—	2374	1504
23052 Wayne.....	2706	2327	124	45	2.	2946	2791	160	26	4	1	—	—	3078	2416
23052 White.....	2125	2398	104	64	11.	2436	2364	147	61	6	4	1	5	2771	1774
34507 Whiteside....	3122	1082	204	46	14.	5237	2140	498	64	7	26	2	8.	5636	3546
84371 Will.....	7511	4736	259	272	33.	10358	5083	316	425	13	88	4	4.	10001	8191
45098 Williamson...	3487	2361	158	632	64.	4786	3513	272	484	32	3	3	—	4044	1996
63153 Winnebago....	3810	562	262	1152	154.	8919	2163	531	747	35	67	1	4.	8143	1177
20506 Woodford.....	1933	2054	88	34	4.	2304	2156	206	54	3	9	3	5.	2371	1908
Total.....	436484	370646	20113	49387	2943	529932	450810	23664	34711	1680	7724	400	633.	632645	327606
Plurality.....	60488					179122								305039	
Per cent.....	49.34	42.50	2.28	5.55	.33	54.53	39.02	2.53	3.00	.15	.68	.04	.05	58.71	30.43
Total vote.....			884773					1155254						1076439	

FOR REPRESENTATIVES IN CONGRESS, 1910.

1. First and 2d wards, that part of the 3d ward east of Stewart avenue, that part of the 4th ward east of Halsted street and that part of the 6th ward north of 43d street, all in Chicago.
 Martin B. Madden, Rep.....14,920
 Michael E. Maher, Dem.....13,466
 H. E. Eckles, Pro.....293
 Joseph H. Greer, Soc.....1,165
2. That part of the 6th ward south of 43d street and the 7th, 8th and 33d wards of Chicago.
 James R. Mann, Rep.....20,128
 John Charles Vaughan, Dem.....18,717
 J. O. Bentall, Soc.....2,711
3. The towns of Lemont, Palos, Worth, Orland, Bremen, Thornton, Rich, Bloom and Calumet, in Cook county, that part of the 29th ward south of 51st street, that part of the 30th ward south of 51st street and the 31st and 32d wards of Chicago.
 William Warfield Wilson, Rep.....16,661
 Fred J. Crowley, Dem.....16,604
 Charles G. Kindred, Pro.....885
 J. Clifford Cox, Soc.....2,920
4. That part of the 3d ward west of Stewart avenue, that part of the 4th ward west of Halsted street, the 5th ward, that part of the 11th ward south of 22d street, that part of the 12th ward south of 22d street, that part of the 29th ward north of 51st street and that part of the 30th ward north of 51st street, all in Chicago.
 Michael G. Walsh, Rep.....7,023
 James T. McDermott, Dem.....15,764
 Franklin J. Reed, Pro.....259
 Peter Bolthouse, Soc.....1,994
5. The 9th and 10th wards, that part of the 11th ward north of 22d street and that part of the 12th ward north of 22d street, in Chicago.
 Louis H. Clusmann, Rep.....3,533
 Adolph J. Sabath, Dem.....13,936
 George H. Vandyc, Pro.....207
 Joseph J. Kral, Soc.....1,775

6. The towns of Proviso, Cicero, Oak Park, Berwyn, Riverdale, Stickney and Lyons, in Cook county; the 13th, 20th and 24th wards and that part of the 35th ward south of the Chicago & Northwestern railway right of way, in Chicago.
 William J. Moxley, Rep.....17,178
 Edmund J. Stack, Dem.....22,951
 Joseph P. Elliott, Pro.....1,257
 George Chant, Soc.....3,551
7. The towns of Hanover, Schaumburg, Elk Grove, Malne, Leyden, Barrington, Palatine, Wheeling and Norwood Park, in Cook county; the 14th ward, that part of the 15th ward west of Robey street, the 27th and 28th wards and that part of the 35th ward north of the Chicago & Northwestern railway right of way, in Chicago.
 Frederick Lundin, Rep.....21,036
 Frank Buchanan, Dem.....22,520
 J. F. Gleske, Pro.....1,065
 John Collins, Soc.....7,016
8. That part of the 15th ward east of Robey street and the 16th, 17th, 18th and 19th wards of Chicago.
 Daniel D. Coffey, Rep.....7,995
 Thomas Gallagher, Dem.....14,281
 J. W. Cronker, Pro.....174
 John Drexler, Soc.....1,903
9. The 21st and 22d wards, that part of the 23d ward east of Halsted street and that part of the 25th ward south of Graceland avenue, in Chicago.
 Frederick H. Gausberger, Rep.....12,991
 Lynden Evans, Dem.....13,501
 John R. Boynton, Pro.....404
 Frank Shifersmith, Soc.....2,650
10. That part of the 23d ward west of Halsted street, the 24th ward, that part of the 25th ward north of Graceland avenue and the 26th ward, in Chicago; also the towns of Evanston, Niles, New Trier and Northfield, in county of Cook, and Lake county.
 George Edmund Foss, Rep.....20,130

Richard J. Finnegan, Dem.....	17,641
Charles O. Boring, Pro.....	1,185
Robert C. Magrison, Soc.....	3,360
11. Counties of DuPage, Kane, McHenry and Will.	
Ira C. Copley, Rep.....	17,899
Frank O. Hawley, Dem.....	11,276
Jonas G. Brooks, Pro.....	1,106
James H. Brower, Soc.....	1,047
12. Counties of Boone, DeKalb, Grundy, Kendall, LaSalle and Winnebago.	
Charles E. Fuller, Rep.....	20,665
J. W. Rausch, Dem.....	9,185
Frederick M. Farmiloe, Pro.....	1,054
Thomas Johnson, Soc.....	2,257
13. Counties of Carroll, Jo Daviess, Lee, Ogle, Stephenson and Whiteside.	
John C. McKenzie, Rep.....	17,249
O. H. Wright, Dem.....	9,752
L. B. Markel, Pro.....	689
Edward L. Rubendall, Soc.....	456
14. Counties of Hancock, Henderson, McDonough, Mercer, Rock Island and Warren.	
James McKinney, Rep.....	17,004
Clyde H. Tavener, Dem.....	12,980
Samuel S. Chapman, Pro.....	852
Milton L. Morrill, Soc.....	1,653
15. Counties of Adams, Fulton, Henry, Knox and Schuyler.	
George W. Prince, Rep.....	16,753
Albert E. Berglund, Dem.....	16,487
Paul D. Ransom, Pro.....	570
John C. Sjinin, Soc.....	1,501
16. Counties of Bureau, Marshall, Peoria, Putnam, Stark and Tazewell.	
Joseph V. Graff, Rep.....	15,024
Claude U. Stone, Dem.....	17,633
Charles C. Edwards, Pro.....	686
John Panier, Soc.....	1,162
17. Counties of Ford, Livingston, Logan, McLean and Woodford.	
John A. Sterling, Rep.....	16,601
Louis FitzHenry, Dem.....	14,215
Robert Means, Pro.....	817
J. F. Sanders, Soc.....	272
18. Counties of Clark, Cumberland, Edgar, Ironquod, Kankakee and Vermillion.	
Joseph G. Cannon, Rep.....	20,943
William L. Cundiff, Dem.....	16,186
George W. Woolsey, Pro.....	1,664
H. M. Brooks, Soc.....	725
19. Counties of Champaign, Coles, DeWitt, Douglas, Macon, Moultrie, Shelby and Platt.	
William B. McKinley, Rep.....	23,107
I. J. Martin, Dem.....	19,259
Thomas C. Eller, Pro.....	1,073
J. W. Easley, Soc.....	459
20. Counties of Brown, Calhoun, Cass, Greene, Jersey, Mason, Menard, Morgan, Pike and Scott.	
James H. Danskin, Rep.....	12,961
Henry T. Rainey, Dem.....	20,194
Charles Temple, Pro.....	550
Jesse Morgan, Soc.....	380
21. Counties of Christian, Macoupin, Montgomery and Sangamon.	
H. Clay Wilson, Rep.....	17,318
James M. Graham, Dem.....	19,886
Edmund Miller, Pro.....	889
Herman Rahm, Soc.....	1,599
22. Counties of Bond, Madison, Monroe, St. Clair and Washington.	
William A. Rodenberg, Rep.....	23,024
Bruce A. Campbell, Dem.....	18,987
A. J. Meeck, Pro.....	654
Henry Groetke, Soc.....	3,826
23. Counties of Clinton, Crawford, Effingham,	

Fayette, Jasper, Jefferson, Lawrence, Marion, Richland and Wabash.	
J. H. Loy, Rep.....	18,230
Marion E. Foster, Dem.....	23,585
D. R. Bebout, Pro.....	1,066
Rikus A. Jeths, Soc.....	981
24. Counties of Clay, Edwards, Gallatin, Hamilton, Hardin, Johnson, Massac, Pope, Saline, Wayne and White.	
Pleasant T. Chapman, Rep.....	16,918
H. Robert Fowler, Dem.....	17,235
T. J. Scott, Pro.....	636
M. S. Dickerson, Soc.....	521
25. Counties of Alexander, Franklin, Jackson, Perry, Pulaski, Randolph, Union and Williamson.	
N. B. Thistlewood, Rep.....	18,233
William L. Lyster, Dem.....	16,442
J. H. Davis, Pro.....	675
Daniel Boone, Soc.....	1,815

FOR SUPERINTENDENT OF PUBLIC INSTRUCTION.

Francis G. Blair, Rep.....	420,372
Conrad M. Bardwell, Dem.....	370,874
Eldon G. Burritt, Pro.....	18,464
J. C. Kennedy, Soc.....	49,126
Albert Lingenfelser, Soc. Lab.....	2,753

FOR TRUSTEES OF THE UNIVERSITY OF ILLINOIS.

Mary E. Busey, Rep.....	415,095
Ottis W. Hoyt, Rep.....	399,892
William L. Abbott, Rep.....	411,009
Alexander L. White, Dem.....	374,082
John J. McGlynn, Dem.....	364,118
George T. Page, Dem.....	373,181
L. Belle Goodman, Pro.....	21,605
Filla S. Stewart, Pro.....	21,592
George W. Hootman, Pro.....	20,150
Mary O'Relley, Soc.....	48,896
Marlan Anderson, Soc.....	48,448
Annie T. Howe, Soc.....	48,280
Regina Beebe, Soc. Lab.....	2,566
Marie Mahlberg, Soc. Lab.....	2,455
Olie Lingenfelser, Soc. Lab.....	2,469

QUESTIONS OF PUBLIC POLICY.

No. 1.—Shall the next general assembly submit to the voters of the state of Illinois, at the next following state election, an amendment to the state constitution, providing for the control of legislation by the people, by means of the initiative and referendum, said amendment to provide for the initiation of legislation upon a petition of 8 per cent of the voters, and for the reference of legislation upon a petition of 5 per cent of the voters, the action of the majority of the electors voting to be final?

Yes447,908
No128,308

No. 2.—Shall the next general assembly extend the merit system by the enactment of a comprehensive and adequate state civil service law?

Yes411,676
No121,132

No. 3.—Shall the next general assembly enact a corrupt practices act, limiting the amount a candidate and his supporters may spend in seeking office, and providing for an itemized statement under oath showing all expenditures so made, for what purpose made and from what source or sources received?

Yes422,437
No122,689

VOTE FOR GOVERNOR IN 1908.

Charles S. Deneen, Rep.....	550,076
Adlai E. Stevenson, Dem.....	526,812
Daniel R. Sheen, Pro.....	33,922
James H. Brower, Soc.....	33,293
Gustav A. Jennings, Soc. Lab.....	1,526
George W. McCaskrin, Ind.....	10,883

INDIANA (Population in 1910, 2,700,876).

Population in 1910	COUNTIES. (92)	PRESIDENT 1908						SECRETARY OF STATE 1906						
		Dem. Rep.	Th. Chan.	G. L. S.	Soc. P.	Ind. Dem.	Pro. Soc.	Sec. S. L.	Dem. Rep.	Pro. Soc.	Sec. S. L.			
21840 Adams.....		3404	1726	141	13	5	2625	1422	137	6	5	2		
93386 Allen.....		12145	9498	340	14	494	11	9469	7974	337	15	896	71	
24813 Bartholomew.....		3637	3306	151	8	59	7	4.	3005	3139	139	7	84	8

Population.	Bryan.	Taft.	Chaftn.	Gillhaus.	Debs.	Wats'n	Hilgen.	Cox.	Stms.	Crim.	Clark.	Swe'n	D'Annunzio
12 88 Benton.....	1566	1936	103	—	15	—	—	1409	1721	135	2	3	—
15820 Blackford.....	2214	1835	166	1	42	—	—	1889	1712	184	4	34	2
24673 Boone.....	3525	3171	166	1	11	17	7	3204	3138	262	37	14	6
7975 Brown.....	1177	663	68	—	5	3	—	899	573	74	5	5	3
17970 Carroll.....	2580	2546	152	2	68	6	1	2299	2456	195	4	34	3
36368 Cass.....	5274	4700	349	8	38	13	2	4337	4333	370	23	22	17
30200 Clark.....	4085	3706	82	8	68	9	1	3326	3080	92	5	46	41
32353 Clay.....	4204	3706	110	1	49	11	3	3430	3289	135	20	172	11
29474 Clinton.....	3689	3626	110	8	78	13	3	2828	3507	316	10	47	11
12657 Crawford.....	1539	1403	286	—	82	2	—	1427	1273	214	3	16	6
2747 Daviss.....	3253	3424	134	9	204	53	—	2768	3350	155	69	90	26
21396 Dearborn.....	3365	2520	94	1	41	3	3	2699	1854	102	1	20	4
18793 Decatur.....	2564	2838	159	1	39	6	—	1982	2622	378	3	33	3
25054 Dekalb.....	3684	2991	387	2	63	5	20	2787	2752	177	12	69	12
51414 Delaware.....	5725	7014	475	19	316	120	7	3315	6264	424	31	107	23
13843 Dubois.....	3344	1397	36	—	58	2	1	2636	1963	43	5	4	2
49008 Elkhart.....	5697	6245	596	8	400	3	10	3781	5069	628	3	315	72
14415 Fayette.....	1700	2394	114	1	81	1	2	1277	2007	111	2	90	15
30233 Floyd.....	4084	3451	94	4	226	4	2	3121	2383	123	7	158	20
20339 Fountain.....	2816	2894	122	2	45	8	1	2474	2630	163	14	35	5
15335 Franklin.....	2916	1670	74	1	7	1	—	2305	147	77	—	11	1
16879 Fulton.....	2350	2426	125	—	13	1	2	2108	2287	179	2	22	2
30137 Gibson.....	3656	3753	241	5	86	5	—	2909	3393	250	—	46	—
51426 Grant.....	319	7181	1140	32	339	11	9	4 71	5710	1193	12	167	49
36873 Greene.....	4172	4145	84	23	930	29	2	3532	4087	89	28	377	61
27026 Hamilton.....	2947	4421	435	—	24	1	—	1833	3502	523	5	27	8
10030 Hancock.....	3030	2472	146	—	22	2	1	2656	2230	193	4	13	18
20232 Harrison.....	2646	2419	100	2	67	3	2	2084	2214	193	6	51	1
20840 Hendricks.....	2571	3291	146	2	—	2	1	1817	2781	185	1	6	2
2758 Henry.....	3197	3538	352	3	61	22	5	1824	3371	368	35	31	7
33177 Howard.....	3437	4429	409	9	255	5	2	3074	3416	507	12	211	42
23864 Huntington.....	3112	3073	405	8	241	3	—	3295	3197	191	7	138	22
24727 Jackson.....	3773	2631	140	3	30	1	1	2703	1884	137	6	12	6
13044 Jasper.....	1435	1939	70	—	7	1	1	991	1127	94	3	4	5
24961 Jay.....	3370	2256	426	3	53	7	2	3053	3090	488	6	16	1
20483 Jefferson.....	2708	2255	176	5	97	2	—	1997	2657	212	2	44	11
14203 Jennings.....	1871	1709	101	2	21	4	—	1528	1866	86	7	8	3
23394 Johnson.....	3268	231	193	1	9	2	—	2598	2177	283	9	8	2
39183 Knox.....	5116	3217	139	17	375	27	4	4015	3581	334	36	120	4
27936 Kosciusko.....	3362	3577	133	11	54	1	1	3042	3646	235	6	13	13
15148 Lagrange.....	1414	2357	136	—	20	2	4	835	1881	183	3	13	61
2834 Lake.....	4929	3439	283	23	303	8	11	4500	4500	156	16	156	16
45797 LaPorte.....	5680	5824	126	3	103	1	23	4619	4589	156	7	74	8
30625 Lawrence.....	3118	3884	93	4	119	3	3	2340	3180	92	7	74	8
65224 Madison.....	8286	7481	497	26	894	5	5	6020	6183	623	24	692	53
63661 Marion.....	34078	34351	839	116	1075	75	46	2323	28185	1076	103	751	288
21175 Marshall.....	3287	2947	195	5	55	5	6	2877	2476	244	11	30	10
12650 Martin.....	1733	1667	34	—	11	3	—	1552	1559	43	7	2	—
20350 Miami.....	4176	8820	233	11	187	12	1	3420	3456	284	21	112	29
23426 Monroe.....	2790	3057	177	—	14	4	—	2316	2409	81	7	12	3
23294 Montgomery.....	4227	4427	195	3	44	18	5	3628	3883	428	14	31	5
21182 Morgan.....	2739	3074	121	—	44	1	1	2371	2354	194	5	28	7
1044 Newton.....	1190	1445	85	—	8	2	3	883	1141	74	2	6	4
24003 Noble.....	3249	3507	121	1	29	3	3	2807	3140	132	5	18	2
4329 Ohio.....	622	619	16	—	3	—	—	634	570	29	—	6	1
17192 Orange.....	1961	2433	70	2	44	2	—	1695	2111	99	3	18	3
14053 Owen.....	2023	1726	61	3	51	10	2	1655	1546	104	8	33	5
22214 Parke.....	2707	3026	315	5	204	1	1	1933	2696	468	6	68	13
18073 Perry.....	2356	1903	34	—	67	—	2	2114	1856	31	1	22	3
19384 Pike.....	2390	2359	59	5	131	4	9	2132	2230	79	11	36	7
20540 Porter.....	1789	2940	78	5	59	3	36	1121	2247	74	4	45	5
21710 Posey.....	3084	2444	147	3	69	5	—	2620	2518	184	14	42	7
13313 Pulaski.....	1832	2471	110	2	14	11	2	1588	1448	146	8	12	—
20320 Putnam.....	3131	2826	121	1	36	8	3	2704	2208	147	14	62	7
20013 Randolph.....	2600	4792	880	2	87	3	1	1981	3987	417	14	62	7
19432 Ripley.....	2749	2660	88	6	76	2	2	2350	2476	107	8	44	6
19349 Rush.....	2544	3102	191	3	13	4	—	2271	2696	222	2	18	2
8323 Scott.....	1243	979	51	—	3	3	—	1045	868	45	2	—	—
26802 Shelby.....	4035	3529	252	2	95	9	1	3644	3163	328	7	27	5
20676 Spencer.....	2682	2920	61	2	18	3	—	2352	2648	86	4	14	5
10567 Starke.....	1905	1521	43	2	39	4	1	1048	1271	39	2	30	5
84312 St. Joseph.....	8562	11222	272	15	705	10	27	7500	8035	262	—	236	—
14274 Steuben.....	1453	2704	132	—	13	5	2	1142	2156	179	8	17	4
32433 Sullivan.....	4637	2942	225	16	326	7	3	3357	2707	301	13	99	27
1 8014 Switzerland.....	1537	1444	58	1	14	1	—	1468	1281	62	3	12	2
40063 Tippecanoe.....	4984	6164	289	3	65	8	26	3323	5123	268	6	68	23
17459 Tipton.....	2556	2285	183	1	13	7	—	2137	2323	265	10	11	2
6260 Union.....	8083	1066	73	—	18	—	—	686	534	65	—	14	—
77438 Vanderburg.....	8033	911	135	90	1034	21	14	5396	7837	124	32	633	92
18865 Vermilion.....	1844	2568	217	8	407	5	3	1289	2131	183	5	225	18
87360 Vigo.....	10685	10223	257	23	680	456	8	7104	7576	239	14	284	86
28296 Wabash.....	3116	4691	337	5	87	3	1	2949	3905	562	5	97	13
10390 Warren.....	1045	1972	70	—	3	4	—	786	145	90	2	1	3
21181 Warrick.....	2782	3939	174	7	101	16	1	2339	2339	175	7	81	15
17445 Washington.....	2573	1926	79	—	12	6	—	2189	1769	173	5	8	3
43757 W. yne.....	4503	6731	179	7	308	2	8	2889	4812	229	12	281	52
22418 Wells.....	3345	2185	482	3	65	3	—	2890	2014	433	11	48	3
17602 White.....	2326	2423	144	1	19	6	—	1945	2255	218	5	13	3
16822 Whitley.....	2493	2302	134	1	13	—	—	2200	2193	135	3	9	3
Total.....	398262	348963	19045	643	18476	1193	514	263526	294351	20785	972	7824	1586
Plurality.....	10731	—	—	—	—	—	—	30825	—	—	—	—	—
Per cent.....	46.91	48.39	2.50	10	1.87	.16	.07	44.72	49.95	3.53	.18	.28	1.33
Total vote.....	—	—	721126	—	—	—	—	—	—	589344	—	—	—

FOR REPRESENTATIVES IN CONGRESS, 1910.

- 1. The counties of Gibson, Pike, Posey, Spencer, Vanderburg and Warrick.
J. W. Boehne, Dem. 22,420
Frank B. Posey, Rep. 18,606
- 2. The counties of Daviess, Greene, Knox, Lawrence, Martin, Monroe, Owen and Sullivan.
W. A. Cullop, Dem. 22,960
Oscar E. Bland, Rep. 21,419
- 3. The counties of Clark, Crawford, Dubois, Floyd, Harrison, Perry, Orange, Scott and Washington.
W. E. Cox, Dem. 21,670
J. H. Camman, Rep. 14,969
- 4. The counties of Bartholomew, Brown, Dearborn, Jackson, Jefferson, Jennings, Johnson, Ohio, Ripley and Switzerland.
Lincoln Dixon, Dem. 22,001
Harry Polndexter, Rep. 17,721
- 5. The counties of Clay, Hendricks, Morgan, Parke, Putnam, Vermillion and Vigo.
Ralph W. Moss, Dem. 25,917
Frank J. Tilley, Rep. 21,267
- 6. The counties of Decatur, Fayette, Franklin, Hancock, Henry, Rush, Shelby, Union and Wayne.
Finley Gray, Dem. 23,740
William O. Barnard, Rep. 22,248
- 7. The county of Marion.
C. A. Korbly, Dem. 30,330
Linton A. Cox, Rep. 26,968
- 8. The counties of Adams, Delaware, Jay, Madison, Randolph and Wells.
J. A. M. Adair, Dem. 25,455
Rollin Warner, Rep. 19,309

- 9. The counties of Boone, Carroll, Clinton, Fountain, Hamilton, Howard, Montgomery and Tipton.
Martin A. Morrison, Dem. 24,434
Edward E. Neal, Rep. 23,841
- 10. The counties of Benton, Jasper, Lake, Laporte, Newton, Porter, Tippecanoe, Warren and White.
E. D. Crumpacker, Rep. 27,772
John B. Peterson, Dem. 25,742
- 11. The counties of Blackford, Cass, Grant, Huntington, Miami and Wabash.
G. W. Ranch, Dem. 22,528
John L. Thompson, Rep. 21,282
- 12. The counties of Allen, Dekalb, Lagrange, Noble, Steuben and Whitley.
Cyrus Cline, Dem. 19,754
Owen N. Heaton, Rep. 17,937
- 13. The counties of Elkhart, Fulton, Kosciusko, Marshall, Pulaski, St. Joseph and Starke.
H. A. Earnhart, Dem. 25,253
John L. Moorman, Rep. 24,153

LEGISLATURE.		Senate.		House.		J. B.	
Republicans	20	40	60				
Democrats	30	60	90				

STATE OFFICERS.

- Governor—Thomas R. Marshall, Dem.
- Lieutenant-Governor—Frank J. Hall, Dem.
- Secretary of State—G. E. Billingham, Dem.
- Auditor—W. H. O'Brien, Dem.
- Treasurer—William H. Volmer, Dem.
- Attorney-General—Thomas Horan, Dem.
- Reporter Supreme Court—George W. Self, Rep.
- Statistician—Thomas Broley, Dem.
- Supt. Public Instruction—Charles Greathouse, Dem.

IOWA (Population in 1910, 2,224,771).

Population in 1910.	GOVERNOR 1910				PRESIDENT 1908				GOVERNOR 1907							
	Rep.	Dem.	Pro Soc.	Rep.	Dem.	Pro Soc.	Pro. Ind.	Rep.	Dem.	Pro Soc.	Pro. S. G.					
Counties (99)	Carroll	Porter	MacEachron	W. R. Bryan	Chadwin	Dea's	Watson	Hilgen	Cummins	Porter	Shank	Coffin	Norman	Hilley		
14420 Adair.....	1738	1279	40	18..	2185	1322	45	24	2	1..	1525	1351	35	75	6	1
10998 Adams.....	1374	1262	43	16..	1595	1325	57	30	1	—	1153	1614	49	71	3	3
17328 Allamakee.....	2176	1684	35	15..	2521	1725	40	7	—	4..	2215	1863	30	9	2	—
28701 Appanoose.....	2986	2532	74	169..	3161	2167	80	322	13	4..	1960	3344	201	36	5	2
12671 Audubon.....	1992	989	26	11..	1701	1050	83	9	1	1..	1431	1063	8	25	—	—
23156 Benton.....	2303	2337	69	178..	3180	2418	76	94	2	3..	2423	2880	58	99	4	6
44895 Black Hawk.....	3746	3148	485	217..	5487	3127	235	244	7	4..	3328	3709	245	265	8	2
27623 Boone.....	2411	1714	171	267..	3433	1853	153	350	4	5..	2732	1455	173	189	6	1
13843 Bremer.....	1407	1934	58	19..	1656	1925	56	14	1	4..	1563	2070	18	46	8	2
19748 Buchanan.....	2112	1764	165	19..	2552	1889	118	16	2	—	2249	2096	27	126	—	4
15881 Buena Vista.....	1680	833	89	37..	2337	1054	86	66	—	1..	1778	731	65	67	1	2
17119 Butler.....	1785	968	109	14..	2467	994	79	15	—	4..	1941	1198	14	111	4	—
17090 Calhoun.....	1675	1172	127	39..	2353	1152	152	64	7	5..	1576	1212	58	230	4	2
20117 Carroll.....	1259	2491	69	15..	1865	2510	58	12	—	3..	1750	2582	24	43	4	3
19047 Cass.....	2259	1589	77	42..	2799	1655	47	64	6	3..	2067	1678	60	106	7	2
17765 Cedar.....	1973	1979	63	19..	2455	1986	67	23	1	1..	2031	2145	28	93	2	14
25011 Cerro Gordo.....	2081	1364	117	78..	2800	1520	98	60	—	—	1985	866	22	62	1	2
16741 Cherokee.....	1332	1029	78	33..	2300	1084	68	24	1	4..	1382	1116	22	81	1	4
13375 Chickasaw.....	1431	1864	45	23..	1571	1875	35	15	1	2..	1680	1938	28	18	1	2
10736 Clarke.....	1356	1004	46	9..	1624	1134	37	3	1	1..	1198	1273	17	63	2	2
12766 Clay.....	1498	718	39	14..	1921	778	41	16	1	—	1426	617	23	54	2	—
25576 Clayton.....	2152	2006	51	65..	2773	3026	61	30	2	3..	2790	2714	57	64	1	1
45394 Clinton.....	3402	4642	43	153..	4836	4821	80	191	2	4..	4184	4229	206	48	—	9
20041 Crawford.....	1611	2436	61	23..	2169	2322	69	22	3	3..	1752	2451	39	70	4	—
23628 Dallas.....	2526	1470	130	73..	3132	1871	142	73	2	—	2088	2121	73	209	2	2
13315 Davis.....	1529	1527	20	21..	1484	1749	40	20	4	2..	1048	2122	19	37	7	3
16347 Decatur.....	1889	1672	53	44..	2149	1909	56	58	17	2..	1607	2009	92	74	8	6
17888 Delaware.....	1948	1398	48	55..	2396	1471	65	36	1	1..	1726	1812	28	56	1	1
36145 Des Moines.....	2761	3798	94	372..	4153	3973	103	233	2	23..	3813	4147	173	185	4	2
8137 Dickinson.....	1006	612	25	8..	1109	503	26	25	2	1..	900	495	19	30	1	2
57450 Dubuque.....	2240	6616	53	40..	4708	6645	53	427	1	21..	4274	5716	350	52	8	6
9816 Emmet.....	1296	459	25	42..	1401	522	24	38	—	—	1337	492	14	32	—	—
27919 Fayette.....	2725	2238	108	112..	3369	2281	179	86	1	12..	3000	2231	152	114	4	4
17119 Floyd.....	1716	890	63	24..	2462	1250	48	15	1	4..	2072	947	21	56	—	2
14780 Franklin.....	1340	841	57	13..	2154	737	50	5	—	—	1763	684	7	43	—	—
15623 Fremont.....	1680	1677	55	40..	1949	1179	59	21	—	—	1453	2118	28	50	3	2
16023 Greene.....	1770	1011	77	13..	2574	1959	54	16	—	—	1645	1402	14	124	1	1
13574 Grundy.....	1322	1276	67	2..	1861	1105	45	—	—	1..	1665	1972	7	60	8	5
17374 Guthrie.....	2047	1440	101	15..	2560	1532	60	11	3	1..	2002	1533	33	75	6	3
19242 Hamilton.....	932	143	82..	2765	1147	105	84	—	—	3..	2353	825	29	31	2	3
12731 Hancock.....	1221	681	43	4..	1750	804	49	3	—	—	1521	805	11	51	—	5
29281 Hardin.....	1612	1871	218	24..	3123	1187	146	19	—	—	2625	960	20	130	2	3
23162 Harrison.....	2409	2013	86	119..	2914	2425	111	108	1	2..	2196	2410	126	115	3	1
18640 Henry.....	2044	1461	81	18..	2653	1806	32	11	1	3..	1559	2239	22	111	6	2
12920 Howard.....	1311	1205	50	66..	1530	1408	57	55	1	3..	1569	1301	55	53	1	1

Population.	Carroll	Porter	M'Eachron	Work	Taft	Bryan	Chaftn.	Debs.	Watson	Higgen.	Cummins	Porter	Shank	Coffin	Norman	Hisey.
12182 Humboldt.....	1307	613	64	20.	1818	587	54	9	—	—	1470	519	13	43	3	—
11296 Ida.....	1214	1169	9	8.	1367	1181	19	13	—	—	1317	1108	24	26	—	—
18409 Iowa.....	1712	2089	69	26.	2240	1907	83	19	—	—	1699	2208	43	118	5	7
21259 Jackson.....	2032	2531	26	117.	2452	2545	95	109	1	8.	2251	2685	104	31	3	3
27084 Jasper.....	2007	2467	172	207.	3543	2380	153	91	2	4.	2350	3406	95	151	4	2
13561 Jefferson.....	1819	1369	136	44.	2071	1489	163	17	2	1.	1197	2295	31	174	5	2
25014 Johnson.....	2300	3014	74	46.	2758	3314	50	14	9	6.	2134	2395	—	64	1	10
19050 Jones.....	2032	2025	72	31.	2453	2716	52	23	2	1.	1867	2361	32	81	1	—
21160 Keokuk.....	2525	2976	166	44.	2728	2450	151	40	—	2.	2288	2736	47	154	4	1
21971 Kosuth.....	1831	1715	45	14.	2612	1826	35	9	—	—	2587	1676	9	33	3	4
36702 Lee.....	3121	4227	78	150.	4292	4706	73	86	6	11.	3251	4649	116	61	4	13
20720 Linn.....	4420	4439	191	191.	6838	5493	213	121	2	28.	4765	4991	279	276	7	8
12855 Louisa.....	1709	872	42	36.	2025	978	46	19	—	4.	1551	1084	27	63	1	—
13462 Lucas.....	1504	1012	119	58.	1757	1267	109	35	2	1.	1542	1298	50	30	3	1
14624 Lyon.....	1362	1198	81	62.	1650	1044	29	56	—	1.	1408	1055	67	30	—	—
15021 Madison.....	1979	1249	108	58.	2425	1404	182	56	6	—	1755	1784	72	182	6	6
22890 Mahaska.....	3240	2712	379	157.	3326	3835	335	92	5	3.	3167	2727	278	158	5	9
22395 Marion.....	2279	2323	126	208.	2625	2739	160	154	5	9.	2076	2727	177	159	5	9
30279 Marshall.....	1917	2266	332	236.	3887	1941	309	195	2	3.	3062	3177	276	342	5	8
15811 Mills.....	1664	1837	58	20.	1959	1422	55	17	2	6.	1739	1530	82	106	4	1
13435 Mitchell.....	1489	856	34	38.	1932	988	36	9	2	1.	1648	631	26	06	—	—
16633 Monona.....	1758	1490	54	25.	1977	1732	35	15	1	—	1544	1673	35	68	6	3
25429 Monroe.....	2403	1683	73	458.	2686	1979	112	418	7	5.	2421	1920	430	113	22	6
16604 Montgomery.....	2080	1010	54	77.	2533	1282	74	49	1	3.	1941	1155	49	109	—	—
23905 Muscatine.....	2867	3172	56	640.	3525	3038	85	475	2	6.	3016	2829	318	57	2	3
17262 O'Brien.....	1650	1512	69	40.	1912	1326	36	36	—	4.	1815	1136	41	26	—	1
8856 Osceola.....	833	762	16	18.	1040	777	16	11	1	—	874	843	16	19	2	—
24002 Page.....	2649	1377	154	117.	314	1726	194	101	1	5.	1739	1999	70	208	9	1
13914 Palo Alto.....	1347	1370	43	71.	1659	1340	59	61	4	—	1192	65	23	2	—	5
23129 Plymouth.....	2008	2122	66	33.	2622	2168	99	39	1	1.	2137	1936	40	54	4	—
14508 Pochontas.....	1436	1177	46	55.	1857	1815	35	22	3	2.	1813	1147	48	48	2	4
10438 Polk.....	6877	7414	975	739.	12555	7924	527	601	24	9.	8454	5533	658	396	12	22
55832 Pottawattamie.....	4840	4755	122	246.	6137	5520	162	5	2.	5470	3974	153	153	3	3	3
19589 Poweshiek.....	2298	1535	168	54.	2794	1661	184	33	3	3.	2409	1653	45	188	10	—
12904 Ringgold.....	1530	934	72	15.	1940	1032	83	15	1	1.	1570	1058	21	100	—	1
16555 Sac.....	1461	963	65	22.	2306	1230	74	21	3	2.	1940	951	33	57	2	1
60900 Scott.....	3862	6487	58	778.	6845	5845	71	667	3	58.	5578	5029	749	61	2	11
16552 Shelby.....	1753	1919	53	29.	1973	1935	53	35	2	—	1782	1894	44	49	6	2
25248 Sioux.....	2228	1493	88	41.	2607	1891	32	22	—	—	2189	1405	19	54	1	1
24056 Story.....	2653	1086	292	54.	3790	1195	293	52	1	3.	2482	1082	84	226	2	4
22185 Tama.....	2281	2574	107	19.	2774	2550	153	38	29	30.	2601	2414	49	95	8	17
16312 Taylor.....	2087	1310	57	38.	2480	1585	94	46	—	1.	1560	1460	61	105	2	1
16616 Union.....	1774	1678	121	51.	2007	1843	124	37	4	—	1953	1621	67	146	1	3
15020 Van Buren.....	1875	1492	74	30.	2133	1730	77	17	2	1.	1901	2425	25	80	4	—
37743 Wapello.....	3608	3443	84	515.	4541	3724	124	551	3	16.	3282	4100	343	124	6	5
18194 Warren.....	2229	1297	161	22.	2589	1645	163	19	2	1.	1414	2089	39	262	11	3
19625 Washington.....	2197	1675	136	36.	2931	2119	122	17	—	—	2087	2152	35	192	3	2
16184 Wayne.....	1810	1742	115	59.	2082	1756	119	45	1	3.	1670	1863	69	140	7	2
64929 Webster.....	2600	2556	205	137.	3658	2974	241	192	4	3.	3159	2800	149	238	4	16
1194 Winnebago.....	1140	439	84	26.	1710	489	40	9	—	—	1238	174	5	21	—	5
21729 Winneshiek.....	2530	2019	89	39.	2767	2008	65	29	1	2.	2551	1684	33	43	4	7
67616 Woodbury.....	3724	3880	220	253.	6587	5222	256	290	9	3.	4578	4767	359	208	8	7
9950 Worth.....	1218	881	35	12.	1493	449	30	16	—	—	1225	227	34	17	1	2
17951 Wright.....	1391	776	107	20.	2498	866	77	10	—	2.	1908	804	29	110	2	2

Total.....	205666	187287	10212	9700.	275210	200771	9837	8287	261	404.	216968	196143	8901	9792	846	338
Plurality.....	18379				74439						20825					
Per cent.....	49.81	45.36	2.48	2.35.	55.63	40.58	1.99	1.65	.05	.10.	50.17	45.35	2.06	2.27	.08	.07
Total vote.....	412865				494770							432488				

FOR REPRESENTATIVES IN CONGRESS, 1910.

1. Counties of Des Moines, Henry, Jefferson, Lee, Louisa, Van Buren and Washington.	15,602
Charles A. Kennedy, Rep.....	13,427
J. A. S. Pollard, Dem.....	471
E. J. Starr, Pro.....	558
William Strauss, Soc.....	
2. Counties of Clinton, Iowa, Jackson, Johnson, Muscatine and Scott.	19,815
I. S. Pepper, Dem.....	16,971
Charles Grik, Rep.....	211
John Bernet, Pro.....	1,507
George C. Cook, Soc.....	
3. Counties of Black Hawk, Bremer, Buchanan, Butler, Delaware, Dubuque, Franklin, Hardin and Wright.	19,324
Charles E. Pickett, Rep.....	15,572
John D. Denison, Jr., Dem.....	704
Luther Minor Hawver, Soc.....	
4. Counties of Allamakee, Cerro Gordo, Chickasaw, Clayton, Fayette, Floyd, Howard, Mitchell, Winneshiek and Worth.	16,928
Gilbert N. Haugen, Rep.....	16,708
D. D. Murphy, Dem.....	288
F. E. Macha, Soc.....	
5. Counties of Benton, Cedar, Grundy, Jones, Linn, Marshall and Tama.	

James W. Good, Rep.....	15,147
S. C. Huber, Dem.....	12,124
Frank Swearinger, Pro.....	501
W. B. Goulding, Soc.....	552
6. Counties of Davis, Jasper, Keokuk, Mahaska, Monroe, Poweshiek and Wapello.	17,385
Nathan E. Kendall, Rep.....	15,914
Daniel W. Hamilton, Dem.....	533
F. M. Barnett, Pro.....	533
W. C. Minnett, Soc.....	1,062
7. Counties of Dallas, Madison, Marlon, Polk, Story and Warren.	17,722
Solomon F. Prouty, Rep.....	14,597
Clint L. Price, Dem.....	1,138
William L. Wilson, Soc.....	1,138
8. Counties of Adams, Appanoose, Clarke, Decatur, Fremont, Lucas, Page, Ringgold, Taylor, Union, and Wayne.	19,548
Horace M. Towner, Rep.....	15,565
Frank Q. Stuart, Dem.....	509
S. D. Mercer, Soc.....	
9. Counties of Adair, Audubon, Cass, Guthrie, Harrison, Mills, Montgomery, Pottawattamie and Shelby.	18,763
Walter I. Smith, Rep.....	16,916
W. F. Cleveland, Dem.....	429
Alden O. Mudge, Soc.....	

- 10. Counties of Boone, Calhoun, Carroll, Crawford, Emmet, Greene, Hamilton, Hancock, Humboldt, Kossuth, Palo Alto, Pocahontas, Webster and Winnebago.
Frank P. Woods, Rep. 26,297
Edwin Anderson, Sec. 845
- 11. Counties of Buena Vista, Cherokee, Clay, Dickinson, Ida, Lyon, Monona, O'Brien, Osceola, Plymouth, Sac, Sioux and Woodbury.
Elbert H. Hubbard, Rep. 22,199
M. M. White, Dem. 14,377
John Calvin Smith, Sec. 495

LEGISLATURE.		Senate.		House.		J. B.	
Republicans	34	70	104				
Democrats	16	38	54				

STATE OFFICERS.
(All republicans.)

Governor—Beryl F. Carroll.
Lieutenant-Governor—George W. Clarke.
Secretary of State—William C. Hayward.
Auditor—John L. Bleakly.
Treasurer—Willison W. Morrow.
Attorney-General—George Cosson.

KANSAS (Population in 1910, 1,690,949).

COUNTIES. —GOVERNOR 1910—PRES. 1908—

Population in 1910.	Rep. Dem. Soc. Pro. Rep. Dem.	Stubbs	Hodges	Stallard	Clay	Taft	Bryan
27640 Allen	2107 1755 494 24	3283 2579					
138239 Anderson	1633 1940 91 85	1722 1512					
28107 Atchison	1914 2530 50 11	3244 2583					
9048 Barber	1065 837 59 22	1097 814					
17876 Barton	1473 2008 127 10	1729 2004					
24007 Bourbon	2348 1845 378 15	2685 2686					
21314 Brown	2381 1455 48 22	2778 2044					
23059 Butler	2276 2215 165 88	3019 2230					
7527 Chase	937 782 58 10	1021 834					
11429 Chautauqua	1265 833 140 9	1689 958					
38162 Cherokee	2668 3292 1057 21	3893 3819					
4248 Cheyenne	488 267 68 23	486 339					
4646 Clark	776 350 13 12	1386 350					
1525 Clay	1544 1281 117 20	1588 1495					
13838 Cloud	1674 1671 41 65	2170 1663					
15206 Coffey	1679 1455 79 38	2094 1729					
3281 Comanche	482 202 21 7	392 245					
31790 Cowley	3022 1925 439 50	3578 2995					
51178 Crawford	3281 4020 1969 33	5152 4230					
8976 Decatur	745 974 96 13	898 1250					
24361 Dickinson	2005 2135 156 24	2886 2282					
14422 Doniphan	2006 919 39 10	2507 1113					
24724 Douglas	2540 1733 73 21	3279 2014					
7033 Edwards	839 703 40 10	773 704					
1048 Elk	1170 1134 61 7	1454 1187					
10170 Ellis	743 1379 50 4	768 1421					
10444 Ellsworth	885 1911 18 14	1213 1029					
6308 Finney	977 475 80 17	1000 551					
11383 Ford	1419 1150 73 17	1333 1089					
20884 Franklin	2122 1624 162 96	2458 2155					
12881 Geary	867 1063 42 8	1257 1033					
6044 Gove	655 39 49 17	632 456					
8700 Graham	1005 739 106 9	911 723					
1087 Grant	307 297 6 1	173 133					
13121 Gray	387 895 64 4	372 358					
13043 Greely	2914 42 14 81	415 89					
16880 Greenwood	1797 1630 120 16	2370 1545					
8360 Hamilton	505 255 28 1	415 275					
14748 Harper	1536 1063 121 23	1490 1404					
19200 Harvey	1578 1736 103 17	2305 1475					
993 Haskell	133 110 26 5	172 139					
2360 Hodge	425 284 8 2	411 290					
16861 Jackson	1731 1276 23 11	2201 1494					
15826 Jefferson	1713 1632 43 12	2270 1730					
18143 Jewell	2320 1639 75 44	2410 1932					
18388 Johnson	1730 2014 70 7	2313 2011					
22045 Kearny	446 280 33 1	435 301					
13386 Kingman	1387 1287 132 15	1442 1479					
6174 Kiowa	733 375 31 15	639 409					
31423 Labette	2470 2454 618 50	3367 2783					
2603 Lane	393 268 49 11	357 271					
41207 Leavenworth	2514 5343 209 20	4946 3818					
10142 Lincoln	1196 964 59 2	1216 1117					
14735 Linn	1683 1300 225 12	1950 1657					
4240 Logan	649 231 42 13	624 308					
24327 Lyon	2578 2270 245 63	2973 2362					
22415 Marion	1795 144 14	2543 1747					
23880 Marshall	2551 2480 69 25	3286 2514					
21521 McPherson	2345 1529 83 21	2708 1995					

Population.	Stubbs	Hodges	Stallard	Clay	Taft	Bryan
5055 Meade	630 330 33 4	560 386				
20030 Miami	1776 2292 75 18	2475 2256				
14089 Mitchell	1554 1404 87 14	1765 1570				
49474 Montgomery	4019 3055 739 80	5166 4030				
12387 Morris	1432 1165 63 6	1788 1273				
19323 Norton	135 114 20 2	154 140				
19073 Nemaha	2394 1306 41 12	2391 1782				
23754 Neosho	2068 2387 146 13	2229 2382				
5883 Ness	722 394 57 63	655 461				
11614 Norton	1178 1046 64 47	1448 1337				
19605 Osage	2255 1994 227 23	2671 2288				
12827 Osborne	1500 96 36 117	1665 1132				
11311 Ottawa	1354 1052 81 14	1444 1265				
8859 Pawnee	1061 923 86 15	1000 961				
14130 Phillips	1438 1382 81 16	1762 1430				
17522 Pottawatomie	1911 1936 10 16	2650 1630				
11536 Pratt	1226 1004 52 29	1193 1027				
4530 Rawlins	622 76 1	719 732				
37853 Reno	3299 340 312 43	4092 3381				
17447 Republic	1915 1767 60 19	2146 1905				
15106 Rice	1860 1197 102 61	1832 1407				
15783 Riley	1952 1113 59 14	2276 1289				
11282 Rooks	1265 846 112 41	1280 1003				
7826 Rush	843 785 57 5	764 894				
10800 Russell	1242 1041 18 4	1360 976				
20338 Saline	1989 2190 122 11	2297 2134				
3047 Scott	392 202 76 11	324 294				
73035 Sedgwick	5910 5029 1050 121	6736 6049				
4081 Sewall	523 390 3 1	427 413				
61874 Shawnee	5019 5439 232 42	7554 5685				
5651 Sheridan	639 478 21 4	639 631				
4549 Sherman	563 388 53 4	439 508				
15365 Smith	1613 1508 98 47	1843 1598				
12510 Stafford	1346 960 95 43	1334 1135				
1034 Stanton	194 96 9 1	180 107				
2453 Stevens	407 184 40 8	253 215				
30064 Sumner	2505 2439 313 68	3235 2772				
6455 Thomas	629 508 46 10	569 630				
6339 Trego	662 430 66 10	617 458				
2750 Wabawsee	1232 1433 33 13	1349 1183				
2750 Wallace	446 169 16 7	350 206				
20229 Washington	1959 1688 83 14	2711 1904				
2006 Wichita	230 143 30 1	233 173				
19810 Wilson	1858 1369 385 19	2428 1777				
9450 Woodson	1135 939 76 9	1252 1047				
10003 Wyandotte	7065 7309 540 79	9684 8923				

Total. 162181 146014 15384 2372. 197216 161200
Plurality. 16167 30007
Per cent. 49.75 44.79 4.72 74. 52.46 42.88
Total vote. 323051 375946

For president in 1908 Debs, Soc., received 12,420 votes; Obafin, Pro., 5,033, and Hilsen, Ind., 63.

FOR REPRESENTATIVES IN CONGRESS, 1910.

- 1. Counties of Atchison, Brown, Doniphan, Jackson, Jefferson, Leavenworth, Nemaha and Shawnee.
D. R. Anthony, Jr., Rep. 21,852
Chapman, Dem. 7,486
- 2. Counties of Allen, Anderson, Bourbon, Douglas, Franklin, Johnson, Linn, Miami and Wyandotte.
A. C. Mitchell, Rep. 23,382
Caldwell, Dem. 19,852
- 3. Counties of Chautauqua, Cherokee, Cowley, Crawford, Elk, Labette, Montgomery, Neosho and Wilson.
P. P. Campbell, Rep. 20,771
Botkin, Dem. 19,943
- 4. Counties of Chase, Coffey, Greenwood, Lyr, Marion, Morris, Osage, Pottawatomie, Wabawsee and Woodson.
F. S. Jackson, Rep. 17,111
Martin, Dem. 14,051
- 5. Counties of Clay, Cloud, Geary, Dickinson, Marshall, Ottawa, Republic, Riley, Saline and Washington.
R. R. Rees, Rep. 17,860
Helvering, Dem. 15,775
- 6. Counties of Cheyenne, Decatur, Ellis, Ellsworth, Gove, Graham, Jewell, Lincoln, Logan, Mitchell, Norton, Osborne, Phillips, Rawlins, Rooks, Russell, Sheridan, Sherman, Smith, Thomas, Trego and Wallace.
I. D. Young, Rep. 21,229
Rockefeller, Dem. 18,985

- 7. Counties of Barber, Barton, Clark, Comanche, Edwards, Finney, Ford, Grant, Gray, Greeley, Hamilton, Harper, Hodgeman, Haskell, Kingman, Klowa, Kearny, Lane, Meade, Morton, Ness, Pawnee, Pratt, Reno, Rice, Rush, Scott, Seward, Stafford, Stevens, Stanton and Wichita.
- E. H. Madison, Rep.....24,925
- Neeley, Dem.....20,133
- 8. Counties of Butler, Harvey, McPherson, Sedgwick and Sumner.
- Victor Murdock, Rep.....16,239
- Burnett, Soc.....2,354

LEGISLATURE.

The legislature is republican on joint ballot.

STATE OFFICERS.

(All republicans.)

- Governor—Walter R. Stubbs.
- Lieutenant-Governor—R. J. Hopkins.
- Secretary of State—Charles H. Sessions.
- Treasurer—Mark Tulley.
- Auditor—W. E. Davis.
- Attorney-General—John S. Dawson.
- Superintendent of Public Instruction—Edward T. Fairchild.
- Superintendent Insurance—L. S. Lewis.
- Railroad Commissioners—George Plumb, John T. White, Frank J. Ryan.

KENTUCKY (Population in 1910, 2,289,905).

Population in 1910.	COUNTIES. (119)		GOVERNOR 1911					
	Dem.	Rep.	Dem.	Rep.	Pro. Soc.	S. L. P.	Anti-P.	
16303	Adair.....	1615	1706	33	1	2	2	
14832	Allen.....	1403	1809	31	2	2	2	
10146	Anderson.....	1329	978	31	2	2	2	
12940	Ballard.....	1954	900	20	128	16	13	
25293	Barren.....	5121	2900	60	14	2	2	
18268	Bath.....	1658	2007	27	6	4	4	
28447	Bell.....	1195	2504	21	37	4	1	
9420	Boone.....	1624	158	13	10	1	—	
17462	Bourbon.....	2397	1881	42	17	—	—	
23444	Boyd.....	2138	2209	44	91	16	5	
14693	Boyle.....	1781	1374	19	4	2	—	
10308	Bracken.....	1370	839	26	52	5	—	
17540	Breathitt.....	1896	195	13	—	—	2	
21034	Breckinridge.....	2632	2249	47	45	4	4	
9487	Bullitt.....	1216	564	17	7	—	—	
15805	Butler.....	1048	1899	33	20	4	2	
14033	Caldwell.....	1440	177	13	32	4	1	
19867	Calloway.....	2493	1282	26	185	21	—	
58969	Campbell.....	5252	4239	73	902	40	7	
9048	Carlisle.....	1324	376	16	57	—	—	
8110	Carroll.....	1465	449	19	2	—	—	
21966	Carter.....	1521	2182	59	22	—	—	
15479	Casey.....	1149	1328	28	4	1	—	
38845	Christian.....	3010	3707	66	86	7	2	
17987	Clark.....	2300	1559	20	5	1	1	
17789	Clay.....	707	1543	11	5	1	1	
18153	Crittenden.....	2374	143	13	9	—	—	
13243	Crittenden.....	1233	1491	13	24	2	3	
9846	Cumberland.....	645	1029	27	1	1	1	
41020	Daviess.....	4683	3085	62	32	3	2	
10469	Edmonson.....	805	1088	20	—	—	1	
9314	ElHott.....	1171	507	—	—	—	—	
12273	Estill.....	914	1210	20	1	1	1	
47715	Fayette.....	5438	5795	65	25	2	3	
18096	Fleming.....	2025	1078	38	2	—	3	
18023	Floyd.....	1534	1229	28	14	1	1	
21135	Franklin.....	3061	1299	18	6	2	1	
14114	Fulton.....	1322	401	13	17	4	1	
4697	Gallatin.....	856	276	5	2	—	—	
11894	Garrard.....	1491	1833	20	3	1	—	
10581	Grant.....	1853	977	40	1	1	—	
33539	Graves.....	3584	1543	27	133	15	2	
19658	Grayson.....	1797	2041	39	28	5	8	
11371	Green.....	1140	1286	19	4	3	1	
18475	Greenup.....	1152	1427	42	161	7	—	
8512	Hancock.....	757	875	22	22	1	—	
22834	Hardin.....	2802	1092	17	39	1	—	
9135	Harrison.....	325	143	3	—	—	—	
16523	Harrison.....	2530	1050	51	8	1	2	
18173	Hart.....	1712	1650	35	152	4	4	
23532	Henderson.....	2802	1441	55	303	8	4	
13716	Henry.....	2314	1266	30	1	—	—	
11750	Hickman.....	1643	452	14	8	—	4	
34291	Hopkins.....	3302	2933	—	—	—	—	
10734	Jackson.....	243	1586	11	5	—	1	

Population.	McCreary	O'Rear	Reed	Laufers'k	Arnold	Payt	
22920	Jefferson.....	2339	1817	224	1814	322	24
12613	Jessamine.....	1580	1205	59	7	—	—
17482	Johnson.....	1067	2132	33	74	14	2
70355	Kenton.....	8680	5325	112	636	43	4
10791	Knott.....	1168	508	12	2	—	—
22116	Knox.....	954	2704	19	41	2	—
10701	Larue.....	1268	899	15	6	—	1
19172	Laurel.....	1183	2109	20	25	—	—
13654	Lawrence.....	1394	1658	29	14	—	—
9531	Lee.....	745	936	17	3	—	—
8976	Leslie.....	110	962	8	3	4	2
10623	Letcher.....	489	1064	10	1	1	—
16887	Lewis.....	1058	1960	68	127	11	6
17897	Lincolin.....	1943	1652	57	11	1	—
10627	Livingston.....	1051	787	35	72	8	2
24977	Logan.....	3598	1889	40	34	6	2
9423	Lyon.....	1087	657	18	6	3	—
20351	Madison.....	3043	2882	65	7	3	—
13654	Magoffin.....	947	1409	27	6	—	1
16330	Marion.....	1223	1169	9	5	—	—
15771	Marshall.....	1781	919	33	43	8	4
7291	Martin.....	217	835	10	13	1	1
18611	Mason.....	2534	1800	39	15	1	1
35064	McCracken.....	2926	2454	31	728	74	7
13241	McLean.....	1413	1183	40	88	—	—
9783	Meade.....	1147	740	14	33	1	2
6153	Menifee.....	705	386	7	1	1	—
14063	Mercer.....	1787	1449	53	3	—	—
10453	Metcalfe.....	1069	1089	26	3	1	—
13603	Monroe.....	876	1764	19	1	—	—
12908	Montgomery.....	1232	1174	26	14	—	—
16259	Morgan.....	1843	1181	13	38	2	—
28598	Muhlenberg.....	2246	2406	63	846	18	5
16830	Nelson.....	2177	1239	2	6	—	—
10601	Nicholas.....	1671	981	28	3	—	1
27642	Ohio.....	2638	2811	63	378	22	11
7248	Oldham.....	1128	536	13	11	—	—
14248	Owen.....	2367	630	15	5	—	—
11793	Owsley.....	244	1140	8	1	—	—
7985	Pendleton.....	1320	1024	51	29	6	—
11255	Perry.....	545	1011	11	—	—	4
31293	Pike.....	2967	3216	10	13	3	2
6268	Powell.....	742	654	12	—	—	—
33886	Pulaski.....	2145	3574	56	108	5	2
4121	Robertson.....	619	404	4	2	—	—
14473	Rockcastle.....	910	1614	17	9	1	4
9438	Rowan.....	770	829	17	36	1	—
10861	Russell.....	769	1024	29	25	2	—
16956	Scott.....	2945	1545	23	4	—	2
18041	Shelby.....	2550	1524	31	—	1	1
11460	Simpson.....	1336	818	22	1	1	6
7567	Spencer.....	1082	461	16	3	1	—
11961	Taylor.....	1288	1168	27	14	6	—
16488	Taylor.....	1582	1359	37	71	6	1
14539	Trigg.....	1533	1344	13	73	2	—
6512	Trimble.....	1092	290	17	1	—	—
19896	Union.....	2114	805	15	133	7	2
30579	Warren.....	3020	8158	93	21	6	10
13940	Washington.....	1524	1435	17	8	1	—
17518	Wayne.....	1473	1342	41	1	1	1
20974	Webster.....	2322	1550	38	32	4	1
31882	Whitely.....	890	3602	24	108	6	—
9864	Wolfe.....	921	634	9	2	—	—
12571	Woodford.....	1540	1162	20	5	1	—
Total.....	236771	195496	3673	6718	800	218	—
Plurality.....	31855	—	—	—	—	—	—
Percent.....	52.06	44.86	.84	2.01	.18	.05	—
Total vote.....	453616	—	—	—	—	—	—

For president in 1908, Taft, Rep., received 235,711 votes; Bryan, Dem., 244,092; Chafin, Pro., 5,887, and Debs, Soc., 4,060.

- FOR REPRESENTATIVES IN CONGRESS, 1910.
1. The counties of Ballard, Caldwell, Calloway, Carlisle, Crittenden, Fulton, Graves, Hickman, Livingston, Lyon, Marshall, McCracken and Trigg. Ollie M. James, Dem.....11,574
 - C. L. Horney, Soc.....1,389
 2. The counties of Christian, Daviess, Hancock, Henderson, Hopkins, McLean, Unlou and Webster. A. O. Stanley, Dem.....12,040
 - R. J. Salmon, Rep.....6,902
 3. The counties of Allen, Barren, Butler, Edmonson, Logan, Metcalfe, Muhlenberg, Simpson, Todd and Warren. R. Y. Thomas, Jr., Dem.....16,063
 - W. H. Jones, Rep.....14,850
 4. The counties of Breckinridge, Bullitt, Grayson, Green, Hardin, Hart, Larue, Marion, Meade, Nelson, Ohio, Taylor and Washington. Ben Johnson, Dem.....18,263

David W. Gaddle, Rep.....	11,952
Edward G. Austin, Soc.....	624
5. The county of Jefferson.	
Swager Sherley, Dem.....	21,437
J. W. McGee, Rep.....	17,376
J. B. Stroud, Pro.....	222
Herman F. Young, Soc.....	1,085
6. The counties of Boone, Campbell, Carroll, Gallatin, Grant, Kenton, Pendleton and Trimble.	
Arthur B. Rouse, Dem.....	15,454
Charles W. Nagel, Rep.....	11,007
W. Langersiek, Soc.....	1,337
7. The counties of Bourbon, Fayette, Franklin, Henry, Oldham, Owen, Scott and Woodford.	
James C. Cantrill, Dem.....	13,858
M. C. Rankin, Rep.....	10,877
8. The counties of Anderson, Boyle, Garrard, Jessamine, Lincoln, Madison, Mercer, Rockcastle, Shelby and Spencer.	
Harvey Helm, Dem.....	12,412
Hugh Miller, Rep.....	9,385
9. The counties of Bath, Bracken, Boyd, Carter, Fleming, Greenup, Harrison, Lawrence, Lewis, Mason, Nicholas, Robertson and Rowan.	
W. J. Fields, Dem.....	19,350
J. B. Bennett, Rep.....	18,737
10. The counties of Breathitt, Clark, Elliott, Estill, Floyd, Johnson, Knott, Lee, Magoffin, Martin, Menifee, Montgomery, Morgan, Pike, Powell and Wolfe.	
A. F. Bird, Dem.....	18,766
John W. Langley, Rep.....	20,664
11. The counties of Adair, Bell, Casey, Clay, Clinton, Cumberland, Harlan, Jackson, Knox, Laurel, Leslie, Letcher, Monroe, Owsley, Perry, Pulaski, Russell, Wayne and Whitley.	
Caleb Powers, Rep.....	25,622
E. Bertram, Dem.....	16,257

LEGISLATURE.

	Senate. House. J. R.		
Republicans.....	6	24	30
Democrats.....	32	76	108

STATE OFFICERS.

(All democrats.)

Governor—James B. McCreary.
 Lieutenant-Governor—Edward J. McDermott.
 Secretary—C. F. Crecluss.
 Treasurer—Thomas S. Rhea.
 Auditor—Henry M. Bosworth.
 Attorney-General—James Garnett.
 Supt. Public Instruction—Barksdale Hamlett.

LOUISIANA (Population in 1910, 1,656,388)

Population in 1910.	COUNTIES. (60)	PRES. 1908		
		Rep. Dem.	Debs.	Ind.
81847	Acadia.....	214	1017	141
23887	Ascension.....	107	551	9
24128	Assumption.....	198	511	1
34102	Avoyelles.....	50	1240	16
21776	Bienville.....	65	926	181
21738	Bossier.....	8	470	9
58340	Caddo.....	125	1733	40
62767	Calcasieu.....	683	1975	185
8593	Caldwell.....	21	314	58
4288	Cameron.....	15	660	2
10415	Catahoula.....	88	660	114
25050	Claiborne.....	38	874	24
14278	Concordia.....	4	288	11
27689	De Soto.....	17	881	41
34580	East Baton Rouge.....	83	1090	20
11657	East Carroll.....	6	194	1
20455	East Feliciana.....	12	589	2
11889	Franklin.....	15	456	12
15858	Grant.....	83	388	52
31262	Iberia.....	328	820	52
30854	Iberville.....	44	500	—
13818	Jackson.....	77	493	51
18247	Jefferson.....	30	1122	—
9402	La Salle.....	—	—	—
28733	Lafayette.....	128	725	121

33111 La Fourche.....	286	1072	5
18485 Lincoln.....	52	634	30
10627 Livingston.....	19	448	—
10676 Madison.....	6	166	—
18786 Morehouse.....	20	458	19
36455 Natchitoches.....	143	792	42
33075 Orleans.....	3288	25678	253
25890 Ouachita.....	60	831	27
12524 Plaquemines.....	127	416	15
25289 Pointe Coupee.....	23	653	—
44545 Rapides.....	159	1302	40
11402 Red River.....	6	886	72
15769 Richland.....	9	445	—
18774 Sabine.....	47	593	38
5277 St. Bernard.....	18	356	—
11207 St. Charles.....	22	215	—
9172 St. Helena.....	34	281	1
23009 St. James.....	123	364	8
14338 St. John the Baptist.....	33	287	2
66661 St. Landry.....	238	1385	14
23070 St. Martin.....	39	651	18
33398 St. Mary.....	273	767	27
18917 St. Tammany.....	107	755	73
23100 Tangipahoa.....	240	1116	27
10690 Tensas.....	6	300	—
28520 Terre Bonne.....	372	634	7
20451 Union.....	53	634	24
26390 Vermilion.....	156	547	50
17384 Vernon.....	373	618	241
18886 Washington.....	49	550	1
19186 Webster.....	32	853	109
12636 West Baton Rouge.....	9	198	—
6249 West Carroll.....	11	189	46
13449 West Feliciana.....	22	850	—
18357 Winn.....	153	527	206

Total.....	8958	65568	2538	79
Plurality.....		54610		
Per cent.....	11.77	84.79	3.33	.10
Total vote.....		76143		

FOR REPRESENTATIVES IN CONGRESS, 1910.

1. Parishes of Orleans (part), St. Bernard and Plaquemines.	
Albert Estopinal, Dem.....	11,932
John A. Wogan, Rep.....	1,408
2. Parishes of Orleans (part), Jefferson, St. Charles, St. James and St. John the Baptist.	
H. Garland Dupre, Dem.....	10,333
Victor Lolsel, Rep.....	2,169
3. Parishes of Assumption, Iberia, Lafayette, La Fourche, St. Martin, St. Mary, Terre Bonne and Vermilion.	
Robert F. Broussard, Dem.....	4,011
Jules Dreyfus, Rep.....	395
4. Parishes of Bienville, Bossier, Caddo, De Soto, Natchitoches, Red River, Sabine, Webster, Winn.	
John T. Watkins, Dem.....	4,244
L. M. Grigsby, Rep.....	181
5. Parishes of Caldwell, Catahoula, Claiborne, Concordia, East Carroll, Franklin, Jackson, Lincoln, Madison, Morehouse, Ouachita, Richland, Tensas, Union and West Carroll.	
Joseph E. Ransdell, Dem.....	4,255
6. Parishes of Ascension, East Baton Rouge, East Feliciana, Iberville, Livingston, Pointe Coupee, St. Helena, St. Tammany, Tangipahoa, Washington, West Baton Rouge, West Feliciana.	
Robert C. Wickliffe, Dem.....	4,016
7. Parishes of Acadia, Avoyelles, Calcasieu, Cameron, Grant, Rapides, St. Landry and Vernon.	
Arsene P. Pujo, Dem.....	7,393
J. R. Jones, Soc.....	706

LEGISLATURE.

Both branches of the legislature are democratic.

STATE OFFICERS.

(All democrats.)

Governor—Jared Y. Sanders.
 Lieutenant-Governor—Paul L. Lambrent.
 Secretary of State—Edward Everett.
 Auditor—Paul Capdevielle.
 Treasurer—O. B. Steele.
 Attorney-General—Walter Gulon.
 Superintendent Public Instruction—T. H. Harris.

MAINE (Population in 1910, 742,371).

Population in 1910	COUNTIES.					
	Rep.	Dem.	Pro.	Ind.		
59832	Androscoggin	4190	6132	216 55..	4831	3095
74664	Aroostook	4784	3 01	94 127..	4783	1157
112014	Cumberland	9906	10390	266 301..	10593	5735
19119	Franklin	20,33	1841	8 60..	2173	930
35575	Hancock	3209	4104	79 32..	3169	1846
52863	Kennebec	6204	6833	77 93..	6153	2842
28881	Knox	2407	9490	175 29..	2223	1932
18216	Lincoln	1683	2938	45 41..	1633	1193
90356	Oxford	8867	3539	43 43..	4179	2083
38285	Penobscot	6487	8965	76 110..	7396	3521
19887	Piscataquis	1744	2145	3 40..	2157	823
18574	Sagadahoc	1785	2009	34 79..	1776	838
36301	Somerset	3043	3858	223 68..	3688	1670
23881	Waldo	2713	3635	82 35..	2491	1335
42905	Washington	3902	3864	92 40..	3507	2258
68526	York	6669	6433	69 199..	6700	4076
	Total	64672	73425	1582 1352..	69887	35403
	Plurality		8753		31854	
	Per cent.	45.85	52.07	1.12 .96..	62.99	33.30
	Total vote	141081			106355	

In 1908 for president, Debs, Soc., received 1,758 votes; Chafln, Pro, 1,487, and Hilsen, Ind., 701.

- FOR REPRESENTATIVES IN CONGRESS, 1910.
- Counties of Cumberland and York.
 - Asher J. Hinds, Rep. 17,521
 - Pennell, Dem. 16,901
 - Morse, Soc. 332
 - Ferrigo, Pro. 433
 - Counties of Androscoggin, Franklin, Knox, Lincoln, Oxford and Sagadahoc.
 - John P. Swasey, Rep. 16,227
 - Daniel J. McGillcuddy, Dem. 18,938
 - Pickering, Soc. 508
 - Emerson, Pro. 310
 - Counties of Hancock, Kennebec, Somerset and Waldo.
 - Edwin C. Burlleigh, Rep. 15,798
 - Samuel W. Gould, Dem. 17,187
 - Brown, Soc. 417
 - Sterling, Pro. 224
 - Counties of Aroostook, Penobscot, Piscataquis and Washington.
 - Frank E. Guernsey, Rep. 18,017
 - Hanson, Dem. 17,516
 - Rideout, Soc. 290

LEGISLATURE.		Senate.		House.		J. B.	
Republicans	9	63	72				
Democrats	22	87	109				

STATE OFFICERS.

Governor—Frederick W. Plaisted, Dem.
 Secretary—Cyrus W. Davis, Dem.
 Treasurer—James F. Singleton, Dem.
 Auditor—Lamont A. Stevens, Dem.
 Superintendent Public Schools—P. Smith.

MARYLAND (Population in 1910, 1,294,450).

Population in 1910	COUNTIES.			
	Dem.	Rep.	Pro.	Soc.
62411	Allegany	3430	4372	165 804
39553	Anne Arundel	3041	2623	60 52
55818	Baltimore City county	42858	44827	649 1622
122349	Baltimore county	10578	9482	183 200
10325	Calvert	10648	706	4 5
19216	Caroline	1713	1906	79 18
33834	Carroll	3381	3904	82 16
27559	Cecil	2229	2218	62 36
16386	Charles	1054	1629	45 3
28689	Dorchester	2238	2765	53 5
52673	Frederick	4757	5627	118 211
20105	Garrett	777	1721	43 127
27965	Harford	2753	2536	65 38
16106	Howard	1935	1254	55 6
10357	Kent	1726	1604	26 39
3289	Montgomery	2304	2103	107 42
36147	Prince George	2504	2434	47 92
16839	Queen Anne	1739	1403	100 5
17680	St. Mary	1012	1075	45 52
26455	Somerset	1432	1704	52 16
19620	Talbot	1884	1927	76 6
48971	Washington	4029	4747	65 362
26815	Wicomico	2787	2233	171 20
21841	Worcester	1845	1217	45 7
	Total	103395	105392	2937 3783
	Plurality		2997	
	Per cent.	47.87	49.27	1.11 1.75
	Total vote		213967	

For president in 1908, Taft, Rep., received 116,513 votes; Bryan, Dem., 115,908; Chaplin, Pro., 3,302; Debs, Soc., 2323, and Hilsen, Ind., 485.

- FOR REPRESENTATIVES IN CONGRESS, 1910.
- Counties of Worcester, Somerset, Wicomico, Dorchester, Talbot, Queen Anne, Caroline, Kent and Cecil.
 - J. Harry Covington, Dem. 18,341
 - A. L. Dryden, Rep. 16,066
 - Charles M. Ellerdice, Pro. 1,110
 - Baltimore city, wards 15 and 16; counties of Carroll, Harford and Baltimore.
 - Joshua Frederick C. Talbot, Dem. 19,352
 - William B. Baker, Rep. 17,124
 - Baltimore city, wards 1, 2, 3, 4, 5, 6, 7, 8 and 22 and the 9th, 10th, 11th and 13th precincts of the 18th ward.
 - George Konig, Dem. 15,028
 - Charles W. Main, Rep. 14,740
 - Conrad Mauler, Jr., Pro. 314
 - Robert J. Fields, Soc. 985
 - Baltimore city, wards 9, 10, 11, 12, 13, 14, 17, 19 and 20 and the 1st, 2d, 3d and 12th precincts of the 18th ward.
 - J. Charles Lintinckh, Dem. 17,478
 - Addison E. Mullikin, Rep. 15,698
 - Stephen LeCompte, Pro. 446
 - Charles F. Klein, Soc. 756
 - Baltimore city, wards 21, 23 and 24 and the 4th, 5th, 6th, 7th and 8th precincts of the 18th ward, counties of St. Mary, Charles, Calvert, Prince George, Anne Arundel and Howard.
 - James Enos Ray, Jr., Dem. 14,879
 - Thomas Parran, Rep. 15,706
 - Samuel R. Neave, Pro. 522
 - August Hartig, Soc. 601
 - Counties of Allegany, Garrett, Washington, Montgomery and Frederick.
 - David J. Lewis, Dem. 16,585
 - Braimah H. Warner, Jr., Rep. 15,896
 - Finley C. Hendrickson, Pro. 848
 - Paul O. Weber, Soc. 1,158

LEGISLATURE.		Senate.		House.		J. B.	
Republicans	6	34	40				
Democrats	21	27	88				

STATE OFFICERS.

Governor—Phillips L. Goldsborough, Rep.
 Secretary—N. Winslow Williams, Dem.
 Treasurer—Murray Vandiver, Dem.
 Comptroller—E. C. Harrington, Dem.
 Adjutant-General—H. M. Warfield, Dem.
 Attorney-General—Edgar Allen Poe, Dem.

MASSACHUSETTS (Population in 1910, 3,366,416).

Population in 1910	COUNTIES.			
	Rep.	Dem.	Pro.	Ind.
27542	Barnstable	2889	1119	236 39
105259	Berkshire	7126	5710	907 179
318753	Bristol	17431	12283	2914 179
4504	Dukes	491	138	35 6
174377	Essex	27760	22240	4596 449
43600	Franklin	3676	1798	405 42
231369	Hampden	12144	9618	1896 419
63327	Hampshire	4634	2832	537 62
609915	Middlesex	46334	35700	7498 1317
2362	Nantucket	349	161	47 2
187596	Norfolk	15321	9476	2322 375
144337	Plymouth	10223	7488	1633 203
731388	Suffolk	32577	43860	8899 1406
399657	Worcester	25335	20435	4199 933
	Total	206755	172783	36160 5759
	Plurality		8102	8.22 1.31
	Per cent.	46.99	39.31	.79 3.03
	Total vote		440000	

For governor in 1911, McGoff, Soc. Lab., received 1,492 votes.

For president in 1908, Taft, Rep., received 265,966 votes; Bryan, Dem., 155,543; Chafln, Pro, 4,379; Debs, Soc., 10,781; Hilsen, Ind., 19,239; Gillhaus, Soc. Lab., 1,018.

- FOR REPRESENTATIVES IN CONGRESS, 1910.
- Counties of Berkshire, Franklin (part), Hampshire (part) and Hampden (part).
 - George P. Lawrence, Rep. 14,109
 - Edward M. Lewis, Dem. 13,244
 - Louis R. Clark, Soc. 1,476
 - Counties of Franklin (part), Hampden (part) and Worcester (part).

Frederick H. Gillett, Rep.	14,242
William G. McKechnie, Dem.	13,774
Alva E. Fenton, Soc.	1,177
3. County of Worcester (part).	
Charles G. Washburn, Rep.	14,544
John A. Thayer, Dem.	15,243
4. Counties of Worcester (part) and Middlesex (part).	
John J. Mitchell, Dem.	16,835
William H. Wilder, Rep.	16,965
James D. Ryan, Soc.	767
5. Counties of Middlesex (part) and Essex (part).	
Butler Ames, Rep.	13,760
James H. Carmichael, Dem.	13,163
6. County of Essex (part).	
Augustus P. Gardner, Rep.	17,272
William H. O'Brien, Dem.	12,038
James F. Carey, Soc.	2,667
7. Counties of Essex (part) and Suffolk.	
Ernest W. Roberts, Rep.	16,624
Walter H. Creamer, Dem.	14,337
W. L. Meaker, Ind.	1,837
8. County of Middlesex (part).	
Samuel W. McCall, Rep.	15,854
F. S. Deltrick, Dem.	13,842
9. Wards 1, 2, 3, 4, 5, 6, 7, 8, 9 and precincts 6 and 7 of ward 12 in Boston and town of Winthrop, in Suffolk county.	
John A. Kellher, Ind. Dem.	10,337
William F. Murray, Dem.	11,652
William H. Oakes, Rep.	2,081
10. Wards 13, 14, 15, 16, 17, 20 and 24 in Boston and town of Milton in Norfolk county.	
J. Mitchell Galvin, Rep.	15,783

James M. Curley, Dem.	20,343
11. Wards 10, 11 and precincts 1, 2, 3, 4 and 5 of ward 12 and wards 18, 19, 21, 22, 23 and 25 in Boston.	
Andrew J. Peters, Dem.	18,933
William D. Cotton, Jr., Rep.	13,033
12. Counties of Middlesex (part), Worcester (part) and Bristol (part).	
John W. Weeks, Rep.	19,037
Daniel J. Daley, Dem.	14,696
13. Counties of Bristol (part), Plymouth (part), Dukes and Nantucket.	
William S. Greene, Rep.	14,079
James F. Morris, Dem.	9,831
14. Counties of Plymouth (part), Bristol (part) and Barnstable.	
Robert C. Harlis, Rep.	15,753
Thomas C. Thacher, Dem.	15,686
John McCarty, Soc.	1,480

LEGISLATURE.		Senate.		House.		J.B.	
Republicans	26	137	163				
Democrats	8	84	92				
Democrat-Progressives	5	10	15				
Independents	1	8	9				
Socialist	—	1	1				

STATE OFFICERS.	
Governor—Eugene N. Foss, Dem.	
Lieutenant-Governor—Robert Luce, Rep.	
Secretary of State—Albert P. Langtry, Rep.	
Treasurer and Receiver-General—Elmer A. Stevens, Rep.	
Auditor—John E. White, Rep.	
Attorney-General—James M. Swift, Rep.	

MICHIGAN (Population in 1910, 2,810,173).

Population in 1910.	GOVERNOR 1910				PRESIDENT 1908				GOV. 1907					
	Rep.	Dem.	Pro.	S.L.	Rep.	Dem.	Pro.	S.L.	Rep.	Dem.	Pro.	S.L.		
5703 Alcona	537	86	22	58	—	826	176	24	54	2	—	727	58	15
7675 Alger	455	148	27	35	4	1006	235	22	60	2	7	745	176	19
39819 Allegan	2584	1981	117	100	12	5479	2211	294	135	11	16	2489	848	118
19065 Alpena	1348	500	12	52	7	2367	952	34	116	6	2	1885	930	28
15692 Antrim	813	423	59	53	3	2032	576	101	69	3	5	1370	372	48
9640 Arenac	729	531	32	41	4	1085	717	60	67	2	1	896	696	41
6127 Baraga	679	239	29	8	8	770	293	19	34	1	3	544	188	11
22933 Benzie	2020	1947	129	43	14	3254	2139	246	21	9	3	2324	1746	163
68233 Bay	3487	3433	337	330	15	6700	4292	180	403	27	18	5112	2577	86
10638 Benzie	590	257	128	98	10	1442	5	210	77	9	6	1033	188	102
53622 Berrien	4018	4051	206	270	31	7269	4696	275	276	18	64	5143	3749	159
25405 Branch	2265	2360	105	51	7	3721	2400	188	131	13	16	2514	989	66
56638 Calhoun	3944	3781	111	246	33	6859	4253	473	530	93	48	4378	2604	191
20624 Cass	2024	2005	73	151	5	3092	2474	143	128	9	10	2322	2367	97
19157 Charlevoix	1390	517	66	200	30	2538	806	149	176	6	11	1726	296	65
17872 Cheboygan	1358	1112	62	54	5	2081	1217	130	84	11	5	1795	1086	34
24472 Chippewa	2602	513	72	42	1	2122	1182	130	37	2	4	2304	768	52
9240 Clare	794	563	30	28	5	1350	567	38	22	3	1	875	423	16
21229 Clinton	2172	2139	134	28	2	3463	2163	147	26	4	1	2438	1661	123
38384 Crawford	445	269	11	16	1	578	244	12	28	2	—	471	183	23
80108 Delta	1758	630	38	61	17	3257	1101	84	80	15	7	1743	266	34
21624 Dickinson	1872	495	71	64	39	2515	449	176	44	12	7	1967	129	108
30499 Eaton	2886	3692	94	41	2	4383	3148	268	89	9	7	3172	2069	130
18561 Emmet	1172	746	102	291	5	2323	1016	204	184	11	2	1416	637	142
61555 Genesee	3789	3015	378	493	27	7268	3267	444	303	18	9	4572	2929	261
8413 Gladwin	812	345	23	22	3	1196	393	48	31	4	1	606	132	13
25333 Gorebic	1460	734	407	61	24	2265	617	147	60	7	5	1660	720	128
23794 Grand Traverse	1007	673	52	228	15	2821	1301	134	27	2	5	1213	399	95
28820 Gratiot	2557	2016	155	23	4	4164	2374	178	32	1	—	2554	1742	123
26673 Hillsdale	2055	2363	132	20	3	4519	2549	280	43	2	18	433	109	42
88038 Houghton	5677	2221	479	242	19	9381	2221	327	371	8	16	4009	957	494
34758 Huron	2195	1298	94	36	5	3500	1481	164	57	5	4	2610	1191	101
58310 Ingham	3786	6030	364	127	35	6725	5025	585	157	22	21	5151	374	312
33550 Ionia	2894	3810	439	40	4	4598	3241	461	92	3	9	3569	2505	384
9753 Iosco	805	579	27	11	—	1227	670	40	9	—	1	841	419	15
15164 Iron	1356	189	136	27	11	2060	265	40	22	5	15	446	53	24
23029 Isabella	1961	1888	54	40	4	3185	1696	133	53	3	2	2380	1478	67
53426 Jackson	3366	5427	166	154	10	6788	5234	331	161	11	9	5474	4331	191
60427 Kalamazoo	3864	4169	346	47	23	6573	4518	455	425	17	36	4624	3885	229
8087 Kalkaska	439	276	42	51	—	1156	859	105	46	2	1	433	109	42
15915 Kenosha	9228	8649	411	635	52	18659	11494	850	97	67	16	10337	4426	363
7156 Keweenaw	673	53	15	20	1	1029	61	16	25	—	2	455	21	4
4939 Lake Charlevoix	324	194	17	21	2	678	254	14	31	4	2	369	71	9
24033 Lapeer	2178	1491	189	13	4	3454	1657	289	34	—	4	2800	1415	109
10678 Leelanau	534	304	24	35	10	1268	578	46	23	2	1	712	202	45
47907 Leelanaw	4069	3891	144	33	7	6007	4704	398	28	9	4	4957	3410	211
17736 Livingston	2183	2587	115	6	—	2740	2418	219	10	4	2	2380	2227	367
4004 Luce	239	85	18	1	—	357	108	31	4	2	2	467	169	24
9249 Mackinac	847	557	16	11	—	1161	773	23	10	2	3	623	553	16
33006 Macomb	3193	3099	137	20	5	4497	3158	226	54	9	1	4004	2896	107
26888 Manistee	1463	2163	68	179	10	2703	1805	150	139	2	9	2174	1546	44
46739 Marquette	8841	1001	109	422	12	9633	1278	261	331	13	14	3314	572	189

Population	Osborn	Hennas	Corbet	Warmok	Richter	Taft	Bryan	Chafin	Debs	Gill's	Hitzen	Warner	Kim's	Reed
21832 Mason	1437	1310	70	33	111	2590	1186	151	62	4	9	1389	983	75
1346 Mecosta	1189	828	93	80	7	2721	1183	151	80	2	3	1381	498	52
25648 Montcalm	2085	1112	51	104	12	2862	1313	128	79	14	15	1897	1006	74
14005 Midland	1321	755	30	25	3	2004	889	53	43	7	3	1652	744	31
10606 Missaukee	1043	327	50	49	5	1573	446	51	19	3	6	1022	832	36
32917 Monroe	3070	3050	120	23	8	4208	3457	211	50	3	3	3217	3113	127
32069 Montcalm	1971	1050	105	200	18	4585	1725	198	116	6	10	3280	1145	117
3755 Montmorency	294	95	4	10	1	588	180	3	8	—	1	444	126	4
40577 Muskegon	2898	1554	56	232	22	5108	1803	149	273	15	17	3491	1503	46
19220 Newaygo	1454	639	68	47	—	2682	192	148	69	9	1	1175	881	45
49576 Oakland	4448	4406	246	93	6	6287	3762	423	107	11	15	4052	2335	175
8817 Ogemaw	1307	839	113	30	6	2462	803	259	58	12	6	1679	656	203
8550 Ontonagon	731	446	34	38	2	1225	458	81	25	3	1	947	325	46
17889 Osceola	1138	265	38	42	7	1250	429	18	47	5	6	1045	451	20
17889 Osceola	1036	733	58	23	3	2826	769	146	5	16	6	1279	492	68
2027 Oscoda	221	55	3	1	1	332	114	8	3	—	—	270	77	2
6552 Otsego	305	179	13	5	1	866	276	34	15	1	2	443	113	17
45301 Ottawa	3722	2056	111	74	18	5659	2441	262	165	9	15	3195	1233	111
11249 Presque Isle	966	197	9	17	4	1722	305	18	57	11	2	1219	311	13
2274 Roscommon	206	173	8	13	2	430	149	18	15	3	3	504	131	5
89290 Saginaw	6411	5533	88	262	41	9461	7035	244	558	73	23	6987	6107	143
33330 Sanilac	3654	1240	169	34	2	4184	1484	358	43	2	3	2285	716	130
8881 Schoolcraft	622	90	4	23	9	1364	295	42	16	3	3	723	116	10
83246 Shiawassee	2943	2270	355	37	49	4211	2350	526	171	7	4	3904	2125	339
52341 St. Clair	4234	3385	145	280	53	7334	3754	332	295	31	9	5581	3951	154
25499 St. Joseph	2378	2320	62	71	4	3464	2773	173	108	3	29	2741	2102	86
34913 Tuscola	2750	1149	342	26	3	4448	1575	391	46	6	2	2947	1194	249
33185 Van Buren	2589	1862	83	82	10	4565	2335	195	129	12	36	3005	1280	143
44714 Washtenaw	3957	4690	184	51	26	5845	4441	305	88	16	14	5220	3758	110
53150 Wayne	31910	25389	680	1889	317	50618	24603	1446	2461	306	54	4428	24713	403
20769 Wexford	1190	837	165	69	10	2892	832	237	39	8	6	1758	397	174
Total	302853	159309	9089	3042	1204	355580	175771	16974	11586	1096	742	227559	129663	9140
Plurality	45193					159809						97594		
Per cent.	52.87	41.61	2.60	2.60	32.	61.91	32.44	3.13	2.14	.20	14.	60.83	34.77	2.45
Total vote						383718						541767		375739

FOR REPRESENTATIVES IN CONGRESS, 1910.

- Thirteen wards city of Detroit.
Edwin Denby, Rep. 17,676
Frank E. Doremus, Dem. 20,843
- The counties of Jackson, Lenawee, Monroe, Washtenaw, ten townships in Wayne county, city of Wyandotte.
William W. Wedemeyer, Rep. 21,485
John V. Sheehan, Dem. 15,125
- The counties of Branch, Calhoun, Eaton, Hillsdale and Kalamazoo.
John M. C. Smith, Rep. 18,806
Nathanial H. Stewart, Dem. 11,935
- The counties of Allegan, Barry, Berrien, Cass, St. Joseph and Van Buren.
Edward J. Hamilton, Rep. 17,282
John E. Barnes, Dem. 12,185
- The counties of Ionia, Kent and Ottawa.
Gerrit J. Diekema, Rep. 14,589
Edwin F. Sweet, Dem. 15,229
- The counties of Genesee, Ingham, Livingston, Oakland, six townships Wayne county, three wards city of Detroit.
Samuel W. Smith, Rep. 23,321
Alva M. Cummins, Dem. 18,403
- The counties of Huron, Lapeer, Macomb, Sanilac, St. Clair, two townships Wayne county.
Henry McMorrin, Rep. 15,897
Thomas Wellman, Dem. 11,595
- The counties of Clinton, Saginaw, Shiawassee and Tuscola.
Joseph W. Fordney, Rep. 14,878
James P. Devereux, Dem. 10,571
- The counties of Benzie, Lake, Leelanau, Man-

Istee, Mason, Muskegon, Newaygo, Oceana and Wexford.

- James C. McLaughlin, Rep. 13,029
Emory D. Weimer, Dem. 6,171
- The counties of Alcona, Alpena, Arenac, Bay, Cheboygan, Crawford, Emmet, Gladwin, Iosco, Midland, Montmorency, Ogemaw, Otsego and Presque Isle.
George A. Loud, Rep. 15,060
Albert Miller, Dem. 8,747
 - The counties of Antrim, Charlevoix, Clare, Grand Traverse, Gratiot, Isabella, Kalkaska, Mecosta, Missaukee, Montcalm, Osceola and Roscommon.
Francis H. Dodds, Rep. 16,179
Hubbard Head, Dem. 7,157
 - The counties of Alger, Baraga, Chippewa, Delta, Dickinson, Gogebic, Houghton, Iron, Keweenaw, Luce, Mackinac, Marquette, Menominee, Ontonagon and Schoolcraft.
H. Olin Young, Rep. 24,661
Gideon T. Werline, Dem. 8,751

LEGISLATURE.

	Senate.	House.
Republicans	23	87
Democrats	3	15

STATE OFFICERS.

(All republicans.)

- Governor—Chase S. Osborn.
Lieutenant-Governor—John Q. Ross.
Secretary of State—Frederick C. Martindale.
Treasurer—A. E. Sleeper.
Attorney-General—Franz C. Kuhn.
Land Commissioner—Huntley Russell.
Supt. of Public Instruction—L. L. Wright.

MINNESOTA (Population in 1910, 2,075,708).

Population in 1910.	GOVERNOR 1910				PRESIDENT 1908				PRESIDENT 1904				
	Rep.	Dem.	Pub.	Other	Rep.	Dem.	Pro.	Other	Ind.	Rep.	Dem.	Pub.	Other
10871 Aitkin	807	412	168	1	1205	839	57	143	4	1327	191	39	61
12493 Anoka	1041	690	361	1	1577	610	56	42	1	1557	253	20	20
18840 Becker	1648	765	167	1	2058	728	196	223	1	1872	310	84	63
14327 Beltrami	1350	607	470	1	1678	649	45	384	10	1953	242	26	135
11615 Benton	972	729	58	1	1001	755	23	54	4	1201	433	—	—
9367 Big Stone	808	709	16	1	965	565	89	51	—	1255	319	54	68
23337 Blue Earth	3034	2248	42	3	3297	2191	226	149	4	3573	1419	142	135
20134 Brown	1982	1195	98	1	1518	1536	55	246	2	2073	869	27	53
17559 Carlton	914	643	203	1	1487	506	51	333	7	1480	236	19	175
17455 Carver	1993	738	37	1	1739	1101	34	21	2	1735	673	—	—
11620 Cass	788	377	113	1	1009	461	42	197	—	1178	222	17	136

Population.	Eberhart	Gray	Barrett	Taft	Bryan	Chaffin	Debs	Hagen	Roosevelt	Parker	Swallow	Debs	Corigan
13458 Chippewa.....	1193	777	49..	1409	759	144	32	5..	1830	338	96	32	10
13537 Chicago.....	1309	511	49..	2107	408	49	71	2..	2417	156	16	46	7
13640 Clear.....	1924	965	58..	1857	1125	111	68	3..	2185	388	81	101	35
6870 Clearwater.....	611	187	144..	779	164	46	135	5..	903	79	13	38	15
1336 Cook.....	208	54	24..	255	42	11	19	..	207	81	9	3	..
12651 Cottonwood.....	1127	544	34..	1240	528	98	19	1..	1539	213	43	7	19
16861 Crow Wing.....	1430	639	312..	1631	661	72	410	5..	2150	333	30	258	18
25171 Dakota.....	1832	1370	65..	2431	1778	151	108	7..	2855	1078	68	56	15
15722 Dodge.....	2632	410	15..	1454	654	72	86	5..	1498	339	97	21	40
17639 Douglas.....	1799	1041	27..	1894	979	165	70	..	2171	410	49	56	23
19949 Faribault.....	1841	786	21..	2305	1039	357	26	2..	2792	611	165	16	9
25680 Fillmore.....	2556	1057	29..	3259	1153	175	77	2..	3242	554	120	75	53
22282 Freeborn.....	2162	1055	81..	2405	976	421	167	3..	2876	461	207	95	33
31637 Goodhue.....	3289	1389	51..	4484	1149	149	198	8..	4562	737	100	37	20
9114 Grant.....	800	416	13..	1039	376	69	25	..	1209	102	47	12	8
333480 Hennepin.....	20230	15226	2496..	27789	16109	1016	2273	68..	31437	5710
14237 Houston.....	1457	704	20..	1700	745	68	11	..	1546	434	31	12	4
9831 Hubbard.....	851	398	12..	1288	401	46	124	5..	1392	232	33	76	11
12613 Isanti.....	579	673	128..	1186	495	106	185	4..	1603	137	71	76	11
17308 Itasca.....	1390	800	235..	1883	684	43	367	5..	1790	230
14491 Jackson.....	1345	800	26..	1575	1013	58	24	2..	2032	554	33	22	2
6461 Kanabec.....	586	284	105..	803	242	43	65	2..	872	107	20	8	4
18969 Kandiyohi.....	1889	1110	58..	2312	947	222	145	8..	2576	254	81	99	161
9609 Kittson.....	609	525	25..	969	499	84	6	2..	1055	157	60	15	8
6481 Koochiching.....	655	321	399..	826	420	39	198	2..
15435 Lac qui Parle.....	1342	666	20..	1894	661	167	16	..	1896	243	91	14	31
8011 Lake.....	471	272	277..	584	152	41	362	1..	603	77	7	194	4
18909 Le Sueur.....	1302	1636	65..	1819	1639	79	139	5..	2086	1251	55	107	18
18371 Lincoln.....	935	715	34..	891	683	63	27	1..	1323	253	52	10	11
15722 Lyon.....	1163	1024	24..	1618	1048	149	141	1..	2394	339	97	50	54
9874 McLeod.....	1270	1169	27..	1579	1503	73	35	4..	1478	703	74	28	11
8249 Mahanomen.....	263	217	113..	265	143	5	81
16338 Marshall.....	1636	747	113..	1148	731	186	177	6..	1720	275	132	63	44
17518 Martin.....	1684	1383	43..	1922	1054	184	91	4..	2163	657	168	55	18
17022 Meeker.....	2096	1190	18..	1928	1111	74	35	1..	2327	692	79	31	20
10705 Millie Lacs.....	699	586	117..	1119	427	91	168	1..	1451	155	59	50	12
24053 Morrison.....	1679	1523	173..	1936	1513	64	118	1..	2498	1129	48	42	17
22640 Mower.....	2259	901	46..	2623	1206	124	180	4..	2769	552	75	153	17
11755 Murray.....	1221	714	23..	1293	762	55	35	2..	1464	538	27	14	25
14125 Nicollet.....	1286	806	23..	1392	832	72	50	3..	1674	513	56	12	6
13210 Nobles.....	1163	1024	24..	1433	724	107	58	..	1737	627	126	12	20
13446 Norman.....	1086	546	120..	1276	661	195	177	..	1782	162	125	173	40
22497 Olmsted.....	2043	1702	34..	2472	1621	141	16	10..	2745	1143	87	15	16
46036 Otter Tail.....	2656	2158	241..	3964	2320	329	208	5..	4643	869	278	367	96
15878 Pine.....	1028	712	104..	1548	802	85	303	4..	1743	463	34	93	13
9553 Pipestone.....	885	418	22..	1027	491	49	27	..	1185	269	39	35	27
36001 Polk.....	3048	2303	469..	3311	1923	193	556	10..	3549	698	242	357	71
12746 Pope.....	1450	533	10..	1794	442	75	23	..	1729	159	45	8	18
223675 Ramsey.....	17616	9232	842..	16556	11613	400	1659	77..	18269	5890	221	1474	82
15940 Red Lake.....	1843	1246	236..	1423	856	60	342	8..	1430	399	46	105	21
18425 Redwood.....	1698	945	41..	1521	1076	88	54	3..	2194	462	64	16	15
25123 Renville.....	1291	633	29..	2275	1384	110	28	1..	2325	639	124	20	40
25731 Rice.....	2512	1591	40..	2821	1614	111	40	..	3160	1067	63	112	30
10222 Rock.....	902	408	18..	1234	525	55	17	4..	1243	242	42	23	20
11338 Roseau.....	1788	293	274..	900	444	61	361	2..	1042	182	38	132	16
163274 St. Louis.....	7608	6232	726..	12076	4464	401	1305	28..	10375	1972	155	609	110
14888 Scott.....	856	794	17..	1045	1548	52	12	3..	1138	1021	8	18	4
8136 Sherburne.....	585	477	24..	1102	366	67	42	..	1165	186	21	23	12
15540 Sibley.....	1896	709	21..	1623	1110	61	6	2..	1628	662	48	2	10
47733 Stearns.....	3124	2297	75..	2614	3835	127	159	10..	2849	2625	60	85	25
16146 Steele.....	1757	1430	32..	1899	1284	104	58	..	2035	1067	77	62	12
8233 Stevens.....	1749	563	17..	877	622	37	16	1..	1254	463	25	19	8
12849 Swift.....	1244	1046	52..	1343	521	84	41	..	1784	463	14	21	21
23444 Todd.....	1806	1032	306..	2334	1265	163	258	8..	2961	742	132	91	26
8059 Traversa.....	705	513	14..	685	514	84	13	1..	885	247	10	14	1
18454 Wabasha.....	2096	1448	25..	2150	1416	77	39	2..	2315	1083	59	23	14
8532 Wadena.....	713	259	65..	991	467	29	70	2..	1159	191	19	25	8
13466 Waseca.....	1305	1041	23..	1455	1085	59	40	7..	1714	631	30	22	45
26013 Washington.....	1372	1049	50..	2727	1120	63	63	3..	2913	652	17	41	18
11382 Watonwan.....	1102	573	5..	1411	537	45	6	4..	1455	307	43	6	6
9063 Wilkin.....	873	521	21..	779	614	48	26	2..	1103	246	31	39	6
33386 Winona.....	2842	2335	45..	3014	3072	85	69	9..	3734	2063	44	110	59
28082 Wright.....	2042	1330	52..	2820	1396	184	37	5..	3187	890
15406 Yellow Medicine.....	1122	636	19..	1745	786	130	19	2..	1947	253	96	69	10
Total.....	16185	103779	11173..	195843	109401	11107	14527	426..	216651	55187	6253	11692	974
Plurality.....	60406	86434	161404
Per cent.....	55.73	35.23	3.79..	69.30	33.12	3.06	4.38	.13..	75.67	19.37	1.84	2.47	.65
Total vote.....	29407	30244	29250

For governor in 1910, J. F. Helberg, Pro., received 3,960 votes, and C. W. Brandborg, Soc. Lab., 6,510.

FOR REPRESENTATIVES IN CONGRESS, 1910.

- Counties of Dodge, Fillmore, Freeborn, Houston, Mower, Olmsted, Steele, Wabasha, Waseca and Winona.
- Edney Anderson, Rep.18,315
- H. L. Buck, Dem.14,816
- Counties of Blue Earth, Brown, Cottonwood, Faribault, Jackson, Martin, Murray, Nobles, Pipestone, Rock and Watonwan.
- Franklin F. Ellsworth, Rep.12,426
- W. S. Hammond, Dem.14,746

D. A. Thayer, Pub. Own.556

- Counties of Carver, Dakota, Goodhue, Le Sueur, McLeod, Nicollet, Rice, Scott and Sibley.
- Charles R. Davis, Rep.21,763
- No opposition.
- Counties of Chisago, Ramsey and Washington.
- Fred C. Stevens, Rep.13,830
- J. L. Gieske, Dem.12,495
- Charles H. Stratton, Pub. Own.1,953
- County of Hennepin.
- Frank M. Nye, Rep.17,433
- Thomas P. Dwyer, Dem.15,113
- F. F. Lindsay, Pub. Own.2,326
- Counties of Benton, Cass, Crow Wing, Douglas,

Hubbard, Meeker, Morrison, Sherburne, Stearns, Todd, Wadena and Wright.	
Charles A. Lindbergh, Rep.....	25,272
No opposition.	
7. Counties of Big Stone, Chippewa, Grant, Kandiyohi, Lac qui Parle, Lincoln, Lyon, Pope, Redwood, Renville, Stevens, Swift, Traverse and Yellow Medicine.	
Andrew J. Volstead, Rep.....	24,395
No opposition.	
8. Counties of Aitkin, Anoka, Carlton, Cook, Isanti, Itasca, Kanabec, Koochiching, Lake, Mille Lacs, Pine and St. Louis.	
Clarence B. Miller, Rep.....	17,018
Alfred Jacques, Dem.....	10,305
O. S. Watkins, Pub. Own.....	4,354
9. Counties of Becker, Beltrami, Clay, Clearwater, Kittson, Mahanomen, Marshall, Norman, Otter Tail, Polk, Red Lake, Roseau and Wilkin.	
Halvor Steenerson, Rep.....	24,572
David Sanders, Pub. Own.....	8,421

LEGISLATURE.

	Senate.	House.	J. R.
Republicans	40	88	123
Democrats	20	26	46
Independent	1	9	10
Prohibitionists	1	4	5
Public Ownership.....	1	1	1
Populist	1	1	1
Independent	1	1	1

STATE OFFICERS.

Governor—A. O. Eberhart, Rep.
 Lieutenant-Governor—Sam Y. Gordon, Rep.
 Secretary of State—Julius A. Schmahl, Rep.
 Treasurer—Walter J. Smith, Rep.
 Attorney-General—Lyndon A. Smith, Rep.
 Auditor—S. G. Iverson, Rep.
 Supt. Public Instruction—C. G. Schulz, Rep.
 Insurance Commissioner—J. A. O. Preus, Rep.

MISSISSIPPI (Population in 1910, 1,797,114).

COUNTIES.

Population	—PRESIDENT 1908—			
1910	Dem. Rep.	Prog.	So. C.	Debs.
(73)	Bryan	Taft	Watson	Debs.
25295 Adams.....	712	86	8	5
18159 Alcorn.....	761	48	6	14
22954 Amite.....	1026	15	30	1
28551 Attala.....	1001	98	17	9
10246 Benton.....	642	34	1	2
48005 Bolivar.....	642	208	10	2
17726 Calhoun.....	928	63	19	47
23130 Carroll.....	628	31	35	7
22846 Chickasaw.....	764	68	31	3
14377 Choctaw.....	559	48	58	13
17403 Claiborne.....	436	8	2	1
21630 Clarke.....	1089	40	11	18
20203 Clay.....	686	19	16	—
34217 Coahoma.....	683	58	—	—
35914 Copiah.....	1346	25	39	4
16009 Covington.....	774	64	10	11
23140 DeSoto.....	739	14	2	3
20722 Forrest.....	832	59	17	43
15193 Franklin.....	311	20	38	15
6200 George.....	—	—	—	—
6050 Greene.....	332	43	1	—
15727 Grenada.....	523	12	13	4
11207 Hancock.....	269	57	2	3
34658 Harrison.....	1399	278	20	84
63726 Hinds.....	1749	68	14	34
30088 Holmes.....	987	31	9	29
10200 Issaquena.....	85	11	—	—
14526 Itawamba.....	859	67	58	4
15451 Jackson.....	648	18	3	24
12847 Jasper.....	754	21	30	15
23271 Jefferson.....	409	4	1	1
12890 Jefferson Davis.....	406	89	6	12
20885 Jones.....	1181	172	71	108
20348 Kemper.....	708	46	80	14
21883 Lafayette.....	1028	43	3	5
11741 Lamar.....	311	68	13	9
46819 Lauderdale.....	2038	72	74	88
13080 Lawrence.....	337	47	3	5
18238 Leake.....	1005	30	25	47
28894 LeFlore.....	1336	70	53	8
36290 LeFlore.....	632	21	6	2
28397 Lincoln.....	1068	206	12	5
80703 Lowndes.....	877	95	—	—
33505 Madison.....	659	60	2	5
15509 Marion.....	532	89	7	18
26790 Marshall.....	913	29	1	—

Population.	Bryan.	Taft.	Watson.	Debs.
85178 Monroe.....	1529	50	26	3
17706 Montgomery.....	699	8	16	13
17380 Neshoba.....	911	61	82	33
23085 Newton.....	1333	16	60	32
2503 Noxubee.....	626	7	9	2
19676 Oktibbeha.....	783	22	19	3
31274 Panola.....	908	15	25	8
10593 Pearl River.....	374	20	2	8
7685 Perry.....	144	31	—	12
37272 Pike.....	1284	55	9	15
19688 Pontotoc.....	879	156	43	5
10361 Prentiss.....	716	153	12	9
11593 Quitman.....	199	35	—	—
23844 Rankin.....	757	13	6	12
16723 Scott.....	724	9	5	7
15034 Sharkey.....	220	2	1	—
17201 Simpson.....	716	61	8	29
16003 Smith.....	712	32	12	15
28787 Sunflower.....	522	11	1	1
29078 Tallahatchie.....	681	2	2	3
19714 Tate.....	865	53	7	5
14631 Tippah.....	1021	57	1	5
18067 Tishomingo.....	538	113	4	5
13649 Tunica.....	1355	14	1	6
18097 Union.....	1089	103	14	6
37488 Warren.....	310	189	7	35
48993 Washington.....	790	72	6	4
14709 Wayne.....	430	58	4	14
14853 Webster.....	804	191	41	15
18975 Wilkinson.....	530	1	—	4
17139 Winston.....	729	41	20	4
21519 Yazousha.....	1085	33	7	10
46672 Yazoo.....	979	14	2	11
Total.....	60287	4303	1276	978
Plurality.....	5571	—	—	—
Per cent.....	89.61	6.63	2.22	1.54
Total vote.....	67936	—	—	—

FOR REPRESENTATIVES IN CONGRESS, 1910.

- The counties of Alcorn, Itawamba, Lee, Lowndes, Monroe, Oktibbeha, Prentiss, Noxubee and Tishomingo.
 E. S. Candler, Dem.....2,904
- The counties of Benton, De Soto, Lafayette, Marshall, Panola, Tallahatchie, Tate, Tippah and Union.
 H. D. Stephens, Dem.....3,304
- The counties of Bolivar, Coahoma, Issaquena, LeFlore, Quitman, Sharkey, Sunflower, Tunica, Holmes and Washington.
 B. G. Humphreys, Dem.....1,799
- The counties of Calhoun, Carroll, Chickasaw, Choctaw, Clay, Grenada, Montgomery, Pontotoc, Webster and Attala.
 T. U. Sisson, Dem.....3,719
- The counties of Winston, Clarke, Jasper, Lauderdale, Leake, Neshoba, Newton, Scott, Smith and Kemper.
 S. A. Witherspoon, Dem.....3,921
- The counties of Covington, Greene, Hancock, Harrison, Jackson, Jones, Lawrence, Marion, Perry, Wayne, Simpson and Pearl River.
 B. P. Harrison, Dem.....4,011
- The counties of Claiborne, Copiah, Franklin, Jefferson, Lincoln, Adams, Pike, Amite and Wilkinson.
 W. A. Dickson, Dem.....2,463
- The counties of Warren, Yazoo, Madison, Hinds and Rankin.
 J. W. Collier, Dem.....1,739

LEGISLATURE.

All the members of the legislature are democrats.

STATE OFFICERS.

(All democrats.)

Governor—Earl Brewer.
 Lieutenant-Governor—Theodore G. Eilbo.
 Secretary—J. W. Pover.
 Treasurer—P. S. Stovall.
 Auditor—Duncan L. Thompson.
 Attorney-General—Ross A. Collins.

MISSOURI (Population in 1910, 3,293,295).

Population in 1910.	COUNTIES. (114)	PRESIDENT 1908					
		Rep. Taft.	Dem. Bryan.	W. P. Wilson.	Ind. Co. Hoar.	Pro. Chas. F. Smith.	Cha. Debs.
22700	Adair	2503	1987	15	1	271	75
15282	Andrew	2169	1784	6	5	15	32
13604	Atchison	1687	1656	4	1	18	48
21687	Audrain	1732	3320	21	3	16	31
23869	Barry	2515	2379	4	1	138	94
16747	Barton	2679	1397	4	1	193	55
25893	Bates	2749	3246	25	11	83	119
14483	Benton	1916	1275	12	—	20	20
14576	Bollinger	1589	1521	1	2	27	25
30533	Boone	2147	5032	15	—	29	19
99420	Buchanan	8373	9803	4	2	170	100
20624	Butler	2186	1887	6	4	144	26
14605	Caldwell	2162	1539	18	7	4	25
24400	Callaway	1889	3875	2	2	13	39
11582	Camden	1443	956	6	4	33	12
27621	Cape Girardeau	3373	2618	10	4	23	43
23098	Carroll	9009	2750	8	4	31	38
5504	Carter	526	490	3	—	57	3
22733	Cass	2197	3136	4	3	109	50
16080	Cedar	1934	1478	15	1	60	26
23503	Charlton	2248	3343	16	3	12	21
15832	Christian	1867	953	19	2	146	62
12811	Clark	1741	1735	—	1	5	32
20302	Clay	1169	3504	—	1	25	19
15297	Clinton	1576	2072	3	2	1	1
21957	Cole	2395	2479	2	1	28	13
20311	Cooper	2676	2555	16	7	9	12
13576	Crawford	1752	1260	2	3	52	16
15613	Dade	1945	1435	11	—	42	30
13118	Dallas	1610	1928	17	2	10	3
17045	Daviess	2385	2295	18	2	8	51
12531	DeKalb	1685	1623	3	1	2	26
12924	Dent	1201	1323	4	1	33	4
16664	Douglas	1900	701	35	2	281	17
30528	Dunklin	1654	2744	3	—	264	21
29830	Franklin	4045	2421	4	8	120	33
12847	Gasconade	2219	509	6	3	13	13
16820	Gentry	1880	2233	11	—	24	50
63831	Greene	6440	5823	49	2	454	132
16744	Grundy	2408	1305	14	2	12	45
20343	Harrison	2843	1943	12	6	10	10
27242	Henry	2852	3577	6	1	61	89
8741	Hickory	1181	560	13	3	32	12
14589	Holt	2244	1594	7	3	14	27
15653	Howard	1189	2887	6	1	7	14
21065	Howell	2167	1824	3	2	203	24
8593	Iron	829	928	4	—	6	7
28352	Jackson-Kas.C.	29887	51376	46	34	905	250
89673	Jasper	9124	8102	18	15	1030	252
27878	Jefferson	3046	2840	25	1	63	18
26297	Johnson	2396	3480	9	3	63	30
12493	Knox	1907	983	3	3	26	37
14283	Laclede	1388	1674	9	2	2	14
30154	Lafayette	3771	8965	5	—	98	25
26583	Lawrence	8026	2532	8	5	303	56
15514	Lewis	1470	2436	17	4	20	38
17033	Lincoln	1617	2347	5	2	6	18
25253	Linn	2976	29	7	4	77	40
19453	Livingston	2405	2376	15	3	42	24
13539	McDonald	1333	1302	—	1	80	23
30898	Macon	3543	3911	15	7	171	60
11273	Madison	1289	1893	2	1	51	17
10083	Marion	701	383	—	1	—	—
28533	Marion	2550	3975	8	1	149	71
12335	Mercer	1909	848	5	—	9	26
17177	Miller	2014	1388	18	1	63	15
14557	Mississippi	1318	1385	1	1	12	18
14375	Moniteau	1690	1758	28	—	29	35
18304	Monroe	871	3769	12	3	14	9
15604	Montgomery	2041	2070	11	4	11	43
12863	Morgan	1695	1317	7	—	11	11
19488	New Madrid	1433	1816	1	1	73	17
27136	Newton	2630	2701	11	5	280	158
30321	Nodaway	3586	3501	10	10	15	45
12375	Oregon	731	1551	2	—	120	2
14283	Osage	1820	1437	—	1	4	30
11926	Ozark	1227	594	4	—	40	3
19539	Pemiscot	1385	1726	—	1	39	6
14898	Perry	1773	1568	2	1	1	30
33913	Pettis	3884	3781	2	—	195	90
15796	Phelps	1519	1808	22	2	20	9
22594	Pike	2404	3326	4	—	10	10
11429	Platte	979	2782	2	—	7	16
21561	Polk	2867	2131	19	2	89	35
14398	Poli	958	1399	6	—	21	11
11309	Putnam	2231	1053	1	3	52	48
12913	Ralls	933	2408	2	1	18	9
26182	Randolph	1852	4241	25	—	12	44
21451	Ray	1918	3041	3	2	57	45

Population.	Taft.	Bryan.	Wilson.	Hagen.	Debs.	Chas. F. Smith.	
9592	Reynolds	543	1054	2	—	42	1
13069	Ripley	944	1308	33	2	4	16
24695	St. Charles	3475	1976	2	8	42	19
16412	St. Clair	1719	1875	19	1	72	13
35738	St. Francois	3232	2949	12	2	441	40
10407	Ste. Genevieve	1043	1083	4	—	3	1
82417	St. Louis	10138	4510	4	2	512	72
68703	St. Louis city	7384	6045	43	97	4835	183
20448	Saline	2300	1475	10	2	33	25
9862	Schuyler	1008	1218	8	2	19	40
11963	Scotland	1273	1563	9	6	19	25
22572	Scott	1470	1846	6	3	627	17
11443	Shannon	852	1142	2	2	63	4
14864	Shelby	1298	2468	2	2	17	40
27407	Stoddard	2026	2728	2	2	276	35
11559	Stone	1376	482	1	1	127	3
18598	Sullivan	2390	2269	6	—	19	35
9194	Taney	1081	825	3	—	53	2
21457	Texas	1869	2327	7	6	61	18
23837	Vernon	2383	3679	6	6	170	54
9123	Warren	1712	485	6	—	42	5
13578	Washington	1752	1328	1	1	18	20
15181	Wayne	1549	1636	2	4	84	14
17377	Webster	1900	1751	37	3	75	63
8007	Worth	861	990	7	1	3	45
18315	Wright	2147	1460	5	—	58	10
Total	347203	346574	1165	402	15481	4231	
Plurality	1026	—	—	—	—	—	
Per cent	48.59	48.45	.16	.05	2.16	.59	
Total vote	—	—	—	—	713976	—	

- FOR REPRESENTATIVES IN CONGRESS, 1910.
- The counties of Adair, Clark, Knox, Lewis, Macon, Marion, Putnam, Schuyler, Scotland and Shelby.
 Walter A. Hlgbee, Rep.....15,572
 James T. Lloyd, Dem.....19,953
 - The counties of Carroll, Charlton, Grundy, Linn, Livingston, Monroe, Randolph and Sullivan.
 Ed F. Haley, Rep.....16,122
 W. W. Rucker, Dem.....21,090
 - The counties of Caldwell, Clay, Clinton, Daviess, DeKalb, Gentry, Harrison, Mercer, Ray and Worth.
 S. P. Davissou, Rep.....14,900
 J. W. Alexander, Dem.....19,213
 - The counties of Andrew, Atchison, Buchanan, Holt, Nodaway and Platte.
 W. K. Amick, Rep.....15,825
 Charles F. Booher, Dem.....20,231
 - The county of Jackson.
 Howard F. Lea, Rep.....23,982
 William P. Borland, Dem.....31,026
 - The counties of Bates, Cass, Cedar, Dade, Henry, Johnson and St. Clair.
 F. H. DeVoul, Rep.....14,374
 C. C. Dickinson, Dem.....17,604
 - The counties of Benton, Greene, Hickory, Howard, Lafayette, Pettis, Polk and Saline.
 Holmes Hall, Rep.....21,951
 C. W. Hamlin, Dem.....22,433
 - The counties of Boone, Camden, Cole, Cooper, Miller, Moniteau, Morgan and Osage.
 R. A. Norfolk, Rep.....14,349
 Daisey W. Shackelford, Dem.....16,642
 - The counties of Audrain, Callaway, Franklin, Gasconade, Lincoln, Montgomery, Pike, Ralls, St. Charles and Warren.
 Reuben F. Roy, Rep.....19,105
 Champ Clark, Dem.....23,124
 - The county of St. Louis and the 1st, 7th, 8th, 9th, 10th, 11th, 12th, 19th, 24th, 27th (precinct 11), 28th wards of the city of St. Louis.
 Richard Barthold, Rep.....53,298
 Charles J. Maurer, Dem.....28,054
 - The 2d, 3d, 16th, 17th, 18th, 20th, 21st, 26th, 27th (except precinct 11) wards of the city of St. Louis.
 Theron F. Catlin, Rep.....20,089
 Patrick F. Gill, Dem.....18,695
 - The 4th, 5th, 6th, 7th (only precinct 12), 12th (only precincts 1 and 12), 13th, 14th, 15th (except precincts 2, 3 and 4), 20th (only precinct 1), 21st (only precincts 1 and 2), 22d, 23d, 24th, 25th (only precincts from 1 to 6 inclusive), 28th (only precincts 1 and 2) wards of the city of St. Louis.
 L. C. Dyer, Rep.....15,965
 Thomas Kinney, Dem.....13,121
 - The counties of Bollinger, Carter, Iron, Jefferson, Madison, Perry, Reynolds, St. Francois, Ste. Genevieve, Wsshington and Wayne.

Pollitt Elvins, Rep.	15,386
Walter L. Hensley, Dem.	16,020
14. The counties of Butler, Cape Girardeau, Christian, Douglas, Dunklin, Howell, Mississippi, New Madrid, Oregon, Ozark, Pemiscot, Ripley, Scott, Stoddard, Stone and Taney.	
Charles A. Crow, Rep.	22,463
Joseph J. Russell, Dem.	23,612
15. The counties of Barry, Barton, Jasper, Lawrence, McDonald, Newton and Vernon.	
Charles H. Morgan, Rep.	20,543
J. A. Daugherty, Dem.	21,259
16. The counties of Crawford, Dallas, Dent, Laclede, Maries, Phelps, Pulaski, Shannon, Texas, Webster and Wright.	
Arthur P. Murphy, Rep.	14,763
Thomas L. Rubey, Dem.	16,239

LEGISLATURE.		Senate.		House.		J. B.	
Republicans	12	60	72				
Democrats	22	82	104				

STATE OFFICERS.
 Governor—Herbert S. Hadley, Rep.
 Lieutenant-Governor—Jacob F. Gemlich, Rep.
 Secretary of State—Cornelius Roach, Dem.
 Auditor—John P. Gordon, Dem.
 Treasurer—James Cowgill, Dem.
 Attorney-General—Elliott Major, Dem.
 Superintendent Instruction—W. P. Evans, Rep.

MONTANA (Population in 1910, 376,053).

COUNTIES.		PRESIDENT 1908					
Population in 1910.	(25)	Rep.	Dem.	Soc.	Ind.	Pro.	
		Byran.	Higgen.	Chaffin.			
6486 Beaverhead	957	739	70	1	2		
3491 Broadwater	325	495	35	—	4		
13662 Carbon	1205	844	247	5	17		
28533 Cascade	1955	1888	451	7	32		
17191 Choteau	1220	983	109	3	4		
14123 Custer	967	531	84	4	8		
12725 Dawson	927	439	77	4	10		
12688 Deer Lodge	1577	1611	122	10	33		

COUNTIES.

COUNTIES.		GOV. 1910		PRESIDENT 1908					GOVERNOR 1906					PRESIDENT 1904											
Population in 1910.	(92)	Rep.	Dem.	Rep.	Dem.	Taft	Bryan	Chaffin	Soc.	Dem.	Sheldon	Sh'n	nb'	gr	S't	nc	Taylor	Rep.	Dem.	Peo.	Pro.	Sec.	Debs		
		Aldrich	Dahlgren						Debs	Sheldon	Sh'n	nb'	gr	S't	nc	Taylor	Roosevelt	Parker	Watson	Swallow	Doce				
2024 Adams	2124	1878	1857	2537	119	92.	1543	1773	126	48.	2315	902	467	119	53		2315	902	467	119	53				
14403 Antelope	1139	890.	1653	1455	66	23.	314	973	63	14.	1813	351	500	99	27		1813	351	500	99	27				
14044 Banner	173	45.	175	74	2	17.	65	24	3	1.	155	13	9	5	3		155	13	9	5	3				
1672 Blaine	214	122.	220	160	4	8.	111	76	3	2.	127	34	17	3	—		127	34	17	3	—				
13145 Boone	1795	1086.	1580	1583	40	12.	1407	1024	134	17.	1823	471	428	124	15		1823	471	428	124	15				
6131 Box Butte	598	487.	600	684	19	29.	471	404	13	16.	668	218	77	20	25		668	218	77	20	25				
8826 Boyd	926	606.	954	891	34	27.	714	628	31	36.	1233	323	247	47	61		1233	323	247	47	61				
6083 Brown	642	384.	538	526	15	42.	458	278	14	21.	587	130	74	8	26		587	130	74	8	26				
21907 Buffalo	2659	1854.	2526	2520	75	76.	2000	1617	52	81.	2554	730	642	94	94		2554	730	642	94	94				
12726 Burt	160	1043.	1880	1215	49	14.	1640	912	42	25.	2081	528	171	83	18		2081	528	171	83	18				
15403 Butler	1452	2031.	1412	2129	41	17.	1384	1508	83	19.	1723	1273	281	97	12		1723	1273	281	97	12				
13796 Casa	2218	1932.	2440	2387	35	58.	2293	1051	65	37.	2711	1469	196	154	87		2711	1469	196	154	87				
15191 Cedar	1330	1533.	1627	1732	39	5.	235	1057	18	15.	1737	1021	148	31	28		1737	1021	148	31	28				
16313 Chase	544	179.	400	338	34	11.	211	335	9	1.	329	111	74	13	—		329	111	74	13	—				
10414 Cherry	1149	839.	1048	1021	41	58.	654	493	30	33.	978	325	86	44	28		978	325	86	44	28				
4561 Cheyenne	473	411.	886	809	28	37.	419	293	15	23.	681	261	30	35	20		681	261	30	35	20				
15729 Clay	2291	1365.	1891	1939	95	31.	1582	1467	70	22.	2118	701	576	111	55		2118	701	576	111	55				
11610 Colfax	703	1249.	1159	1267	21	36.	845	754	18	36.	1180	769	149	77	51		1180	769	149	77	51				
13782 Cuming	1023	1783.	1284	1722	29	5.	988	1340	18	9.	1490	1245	61	25	8		1490	1245	61	25	8				
25698 Custer	3507	1789.	2788	2898	98	147.	1919	1600	117	152.	2658	509	1058	118	116		2658	509	1058	118	116				
6594 Dakota	535	615.	729	716	22	22.	648	524	20	30.	855	523	28	34	30		855	523	28	34	30				
8254 Dawes	872	674.	886	727	16	29.	606	834	11	31.	818	218	81	23	62		818	218	81	23	62				
15931 Dawson	1134	1169.	1737	1295	87	22.	1274	1028	85	34.	1712	457	437	129	48		1712	457	437	129	48				
11785 Deuel	248	134.	533	392	12	6.	295	155	7	2.	339	148	36	4	5		339	148	36	4	5				
14777 Dixon	1276	770.	1257	1100	63	12.	906	703	70	20.	1524	575	141	82	34		1524	575	141	82	34				
22145 Dodge	2033	2390.	2437	2664	109	49.	1948	1958	42	45.	2789	1643	87	93	82		2789	1643	87	93	82				
168546 Douglas	9112	17141.	14066	15583	268	798.	9555	9525	74	693.	15248	6806	279	255	3736		15248	6806	279	255	3736				
4086 Dundy	525	254.	486	391	17	26.	335	299	19	16.	395	92	94	10	11		395	92	94	10	11				
14674 Fillmore	1873	1641.	1756	1989	40	24.	1693	1469	33	39.	1980	839	579	45	51		1980	839	579	45	51				
10303 Franklin	1221	1024.	1083	1298	57	34.	909	929	40	22.	1289	472	362	46	19		1289	472	362	46	19				
8572 Frontier	1008	614.	1038	847	55	58.	785	556	36	44.	993	189	333	29	46		993	189	333	29	46				
12063 Furnas	1663	838.	1400	1618	92	15.	1113	1145	47	15.	1569	363	479	78	23		1569	363	479	78	23				
6325 Gage	3059	2333.	2721	3129	151	—	69.	2849	1886	259	47.	4304	1328	196	238	92		4304	1328	196	238	92			
6338 Garden	830	—	—	—	—	—	—	—	—	—	—	—	—	—	—		—	—	—	—	—	—	—		
3417 Garfield	890	250.	363	363	10	—	822	200	12	11.	406	84	94	4	14		406	84	94	4	14				
4933 Gosper	521	410.	499	634	32	3.	818	399	17	15.	548	154	212	24	9		548	154	212	24	9				
1097 Grant	111	73.	93	101	—	—	65	43	—	—	113	49	6	—	1		113	49	6	—	—	—	—		
8017 Greeley	738	772.	691	1072	14	29.	593	732	12	29.	836	447	185	20	53		836	447	185	20	53				
20361 Hall	1963	2018.	2241	2229	102	109.	1833	1508	76	90.	2508	813	271	93	129		2508	813	271	93	129				
13459 Hamilton	1995	1141.	1633	1694	129	22.	1292	1155	161	25.	1845	548	410	161	39		1845	548	410	161	39				
9578 Harlan	1236	665.	1011	1158	115	49.	236	1285	150	20.	1178	239	350	157	65		1178	239	350	157	65				
8011 Hayes	319	160.	359	277	11	42.	239	183	6	36.	335	109	48	7	32		335	109	48	7	32				
8415 Hitchcock	713	373.	633	652	17	14.	506	468	15	12.	598	166	190	10	16		598	166	190	10	16				
15545 Holt	1792	1323.	1541	1777	90	63.	1392	1414	69	55.	1740	624	706	127	74		1740	624	706	127	74				
961 Hooker	112	80.	100	91	3	3.	54	36	5	1.	72	22	8	2	—		72	22	8	2	—				

Population	Taft	Bryan	Debs	Higgen.	Chaffin.
17385 Ferguson	1529	1169	257	4	14
18785 Flathead	1838	1480	356	5	89
14079 Gallatin	1519	1485	160	3	52
2842 Granite	388	455	56	2	2
5001 Jefferson	546	723	109	3	20
21533 Lewis and Clark	2033	2002	303	15	18
8638 Lincoln (new)	—	—	—	—	—

Population	Aldrich	Dahlman	Taft	Bryan	Chafin	Debs	Sheldon	St'uh'l's	S't'n	Taylor	Roosevelt	Parke	Watson	Swallow	Debs
10783 Howard	1071	902.	977	1435	40	31.	857	1068	26.	26.	1259	448	401	42	32
16852 Jefferson	1552	1583.	194.	1787	77	39.	1573	906	109	64.	2067	662	122	126	123
10187 Johnson	1163	1035.	1357	1150	45	8.	1235	828	51	13.	1611	642	150	119	17
9106 Kearney	1357	645.	953	1174	121	28.	896	886	189	33.	1253	393	384	83	32
3992 Keith	369	818.	368	810	6	5.	189	202	2	4.	203	84	75	2	8
3452 Keyapaha	431	180.	432	354	18	49.	274	194	10	53.	448	97	129	10	37
1943 Kimball	264	72.	216	124	7	70.	77	33	10	33.	113	14	10	2	3
1852 Knox	1751	1739.	1571	2106	79	41.	1441	1257	66	65.	2193	826	328	97	71
7338 Lancaster	7677	5597.	7823	8540	400	85.	5754	3240	479	71.	8167	1981	633	552	173
1584 Lin coln	1594	990.	1541	1382	80	179.	965	687	44	115.	1449	326	223	50	218
1521 Logan	207	81.	140	155	10	8.	71	70	6	3.	100	22	34	4	20
2188 Loup	283	116.	248	170	10	32.	183	96	1	26.	223	23	69	—	20
19101 Madison	1749	1763.	2137	1878	40	14.	1512	1233	37	13.	2210	1050	157	53	49
2470 McPherson	279	137.	234	165	11	18.	78	33	2	5.	108	12	5	1	8
10379 Merrick	1268	966.	1133	1081	196	15.	948	760	113	7.	1275	400	242	155	15
4584 Morrill	538	252.	—	—	—	—	—	—	—	—	—	—	—	—	—
8926 Nance	1122	659.	1082	926	45	6.	867	639	27	3.	1198	184	224	62	12
1936 Nemaha	1587	1157.	1583	1674	49	41.	1433	1140	30	32.	1945	784	204	114	73
19019 Nuckolls	1656	1017.	1519	1233	35	7.	1233	810	31	5.	1615	585	935	46	17
18323 Otoe	1870	2240.	2243	2111	71	18.	1940	1700	75	29.	2616	1421	168	104	137
10682 Pawnee	1334	930.	1468	1115	80	9.	1349	810	83	19.	1739	561	91	109	42
2570 Perkins	357	124.	254	265	1	3.	134	156	5	1.	179	57	85	4	2
10451 Phelps	1687	643.	1445	1238	116	29.	963	906	213	20.	1567	217	393	110	20
10122 Pierce	804	1162.	1067	1065	27	9.	769	713	9	18.	1122	454	97	39	39
19006 Platte	1522	2228.	1584	2487	67	8.	1047	2159	26	13.	1947	1510	158	61	22
10521 Polk	1545	788.	1171	1264	165	43.	902	930	185	28.	1235	239	690	179	96
11056 Red Willow	1155	782.	1242	1317	53	78.	914	642	36	41.	1373	305	257	61	14
17448 Richardson	2081	1854.	2123	2515	71	17.	1855	1731	76	29.	2554	1664	135	68	73
9627 Rock	465	171.	463	334	14	15.	390	135	13	7.	498	138	39	23	31
17963 Saline	1816	2217.	2048	2249	43	16.	1782	1512	80	20.	2480	1147	245	113	38
9274 Sarpy	761	1051.	912	1090	41	26.	722	796	26	23.	908	673	49	54	59
21179 Saunders	2374	2288.	2309	2679	91	32.	1859	1980	121	28.	2880	1094	582	180	100
8355 Scotts Bluff	915	806.	789	549	30	73.	508	232	718	61.	590	103	34	27	82
15886 Seward	1767	1751.	1930	2029	41	3.	1616	1484	58	4.	2243	1029	279	80	10
7328 Sheridan	785	567.	709	733	34	43.	467	383	17	20.	673	172	182	40	27
8278 Sherman	875	696.	776	925	23	50.	620	673	19	47.	809	140	423	21	44
5599 Sioux	621	211.	516	464	24	11.	139	157	8	3.	247	111	24	13	3
7542 Stanton	671	734.	732	823	9	6.	593	641	17	3.	895	512	57	21	9
14475 Thayer	1504	1568.	1714	1703	53	23.	1494	1177	89	30.	1830	812	209	101	87
1191 Thomas	131	73.	135	130	2	10.	55	40	2	10.	967	58	11	2	6
10000 Thurston	743	676.	895	734	15	13.	466	501	9	10.	967	589	20	6	10
9480 Valley	1209	703.	1040	1045	51	10.	799	676	53	9.	1133	220	357	50	20
12738 Washington	1252	1241.	1592	1460	39	40.	1214	1087	29	45.	1968	794	104	38	95
10397 Wayne	1041	917.	1297	1055	23	10.	963	739	15	12.	1453	551	71	30	30
12008 Webster	1512	1055.	1408	1354	119	17.	1107	929	193	12.	1585	423	446	89	16
2292 Wheeler	225	100.	236	252	10	19.	154	141	3	11.	187	56	69	4	37
18721 York	2471	1421.	2309	2042	124	9.	1977	1379	159	9.	2529	753	246	211	25

Total	12,370	107,60	126,997	131,049	5179	3524.	97,858	94,885	5106	2,999.	1,385,558	518,766	205,118	6323	7412
Plurality	15310	—	4102	—	—	—	12,973	—	—	—	86,682	—	—	—	—
Per cent.	51.89	45.44.	47.60	49.13	1.97	1.20.	51.26	44.46	2.67	1.61.	61.67	23.08	9.13	2.82	3.30
Total vote	237135	—	205799	—	—	—	190,848	—	—	—	—	—	—	—	224,687

For governor in 1910, Lippincott, Soc., received 6,305 votes.

- FOR REPRESENTATIVES IN CONGRESS, 1910.
- Counties of Cass, Johnson, Lancaster, Nemaha, Otoe, Pawnee and Richardson.
 - J. A. Maguire, Dem. 16,501
 - William Hawary, Rep. 15,763
 - C. R. Oyler, Soc. 468
 - Counties of Douglas, Sarpy and Washington.
 - C. O. Lobeck, Dem. 15,113
 - Abraham L. Sutton, Rep. 15,002
 - Peter Mehrens, Soc. 997
 - Counties of Antelope, Boone, Burt, Cedar, Colfax, Cuming, Dakota, Dixon, Dodge, Knox, Madison, Merrick, Nance, Pierce, Platte, Stanton, Thurston and Wayne.
 - James P. Latta, Dem. 25,944
 - John F. Boyd, Rep. 18,571
 - H. F. J. Hockenburger, Pro. 491
 - Counties of Butler, Fillmore, Gage, Hamilton, Jefferson, Polk, Saline, Saunders, Seward, Thayer and York.
 - Charles H. Sloan, Rep. 20,809
 - Benjamin F. Good, Dem. 19,570
 - A. H. Martin, Soc. 557
 - Counties of Adams, Chase, Clay, Dundy, Franklin, Frontier, Furnas, Gosper, Hall, Harlan, Hayes, Hitchcock, Kearney, Nuckolls, Perkins, Phelps, Red Willow and Webster.
 - George W. Norris, Rep. 20,079
 - R. D. Sutherland, Dem. 15,724
 - John D. Stoddard, Pro. 802
 - T. R. Elliott, Soc. 825
 - Counties of Banner, Blaine, Box Butte, Brown, Buffalo, Cheyenne, Cherry, Custer, Dawes, Dawson, Deuel, Garfield, Grant, Greeley, Holt, Hooper, Howard, Keith, Keyapaha, Kimball, Lincoln, Logan, Loup, McPherson, Rock, Scotts Bluff,

Sheridan, Sherman, Sioux, Thomas, Valley and Wheeler.

Moses J. Kinkaid, Rep. 24,325

William J. Taylor, Dem. 20,697

Fred D. Chase, Soc. 1,428

Robert G. Ross, Pro. 634

LEGISLATURE. Senate. House. J. B.

Democrats 19 54 73

Republicans 14 46 60

STATE OFFICERS.

Governor—C. H. Aldrich, Rep.

Lieutenant-Governor—J. H. Morehead, Dem.

Secretary of State—Adison Walt, Rep.

Auditor—S. R. Barton, Rep.

Treasurer—W. A. George, Rep.

Attorney-General—G. G. Martin, Rep.

NEVADA (Population in 1910, 81,875).

COUNTIES.	POPULATION (1910)			PRESIDENT, 1906		
	Pop. in 1910	Rep.	Dem.	Pop. in 1910	Rep.	Dem.
2811 Churchill	377	332	133	389	382	56
3321 Clark	354	419	53.	—	—	—
1895 Douglas	217	233	10.	229	173	17
8133 Elko	854	889	77.	174	647	15
9685 Esmeralda	1543	1344	154.	2208	2287	632
1830 Eureka	282	120	8.	224	218	26
6825 Humboldt	783	911	159.	823	1009	194
1786 Lander	344	280	49.	259	276	34
3489 Lincoln	257	250	29.	630	568	139
3563 Lyon	479	352	78.	458	394	74
7513 Nye	1333	637	271.	1124	1219	333
3089 Ormsby	420	357	27.	350	343	6
1045 Storey	457	419	30.	447	402	54
3734 Washoe	1953	1394	149.	2053	1745	281
7441 White Pine	728	814	229.	786	722	122
Total	10,411	8796	1392.	10,755	12,122	2103
Plurality	1615	—	—	441	—	—
Per cent.	50.54	62.90	6.76.	43.81	45.70	8.71
Total vote	20599	—	—	23313	—	—

FOR REPRESENTATIVE IN CONGRESS, 1910.

E. E. Roberts, Rep.	10,056
Charles S. Sprague, Dem.	7,682
Ashey G. Miller, Soc.	2,409

LEGISLATURE. Senate. House. J. B.

Republicans	7	25	32
Democrats	13	24	37

GOVERNOR—Tasker L. Oddle, Rep.
 Lieutenant-Governor—Gilbert C. Ross, Dem.
 Secretary of State—George Brodigan, Dem.
 Treasurer—William McMillan, Rep.
 Controller—Jake Eggers, Rep.
 Attorney-General—Cleveland H. Baker, Dem.

NEW HAMPSHIRE (Population in 1910, 450,572).

Population in 1910.	COUNTIES.		GOV. 1910		PRES. 1908	
	Rep.	Dem.	Rep.	Dem.	Rep.	Dem.
21509 Belknap	2470	13035	2916	1652	41	
16316 Carroll	2470	13035	2916	1652	14	
30753 Coos	3396	2433	4160	197	2,2	
30753 Coos	2906	2235	3294	2216	65	
41652 Grafton	4748	3705	6322	3582	65	
26752 Hillsborough	10725	10197	12569	8701	295	
153385 Merrimack	5717	5621	6931	4846	282	
52188 Rockingham	6119	4330	6811	4118	161	
38351 Strafford	4313	3826	4822	3523	79	
19387 Sullivan	2393	1643	2758	1469	69	
Total	44903	37737	53149	33655	1299	
Plurality	7171		19439			
Per cent	53.51	44.89	59.32	37.57	1.45	
Total vote	84116		89687			

For governor in 1910 Asa W. Drew, Soc., received 1,022 votes, and John C. Berry, Pro., 449. For president in 1908 Chafin, Pro., received 905 votes, and Hisgen, Ind., 534.

FOR REPRESENTATIVES IN CONGRESS, 1910.

- The counties of Belknap, Carroll, Rockingham, Strafford, Hillsborough (part) and Merrimack (part).
 Cyrus A. Sulloway, Rep. 20,941
 Eugene A. Reed, Dem. 20,093
 Albert J. Marden, Soc. 413
- The counties of Cheshire, Coos, Grafton, Sullivan, Hillsborough (part) and Merrimack (part).
 Frank D. Currier, Rep. 21,639
 Henry H. Metcalf, Dem. 16,913
 Robert E. Thompson, Pro. 188
 William H. Wilkins, Soc. 659

LEGISLATURE. Senate. House. J. B.

Republicans	16	218	234
Democrats	8	174	182

STATE OFFICERS. (All republicans.)

Governor—Robert P. Bass.
 Secretary—E. N. Pearson.
 Treasurer—Solon A. Carter.
 Attorney-General—E. G. Eastman.

NEW JERSEY (Population in 1910, 2,537,167).

Population in 1910.	COUNTIES.		GOVERNOR 1910		PRES. 1908	
	Dem.	Rep.	Rep.	Dem.	Rep.	Dem.
71894 Atlantic	5253	9226	60	8822	4577	
138002 Bergen	12827	9791	474	14042	7628	
66565 Burlington	7042	6794	85	9020	6274	
142929 Camden	12385	14651	1132	13939	10169	
19745 Cape May	2182	2386	31	2337	1533	
65133 Cumberland	4424	5627	127	6770	4521	
512886 Essex	45279	31083	2322	53687	30191	
37368 Gloucester	4275	4088	135	5318	3707	
537231 Hudson	49809	23687	2306	41967	39637	
33569 Hunterdon	4818	2591	38	3733	4737	
125657 Mercer	11839	9129	600	14341	9239	
114426 Middlesex	10195	8301	21	11261	7940	
94734 Monmouth	12321	8932	111	12519	9252	
74704 Morris	7395	5856	272	9069	5026	
21318 Ocean	2738	2279	4	3325	1634	
215302 Passaic	11149	15530	1108	17353	11941	
29309 Salem	3069	3047	53	3713	3173	
38820 Somerset	4151	3405	21	5043	3271	
26781 Sussex	3190	1972	15	2653	3214	
140197 Union	13309	9836	1140	15919	8806	
43187 Warren	5472	2717	79	3904	5662	
Total	223682	184626	10134	265326	182567	
Plurality	40656			82776		
Per cent	54.38	42.61	2.34	56.59	39.07	
Total vote	433292					

For president in 1908, Debs, Soc., received 10,253

votes; Chafin, Pro., 4,934; Gillhaus, Soc. Lab., 1,196, and Hisgen, Ind., 2,922. For governor in 1910, Repp, Pro., received 2,518 votes, and Butterworth, Soc. Lab., 2,032.

FOR REPRESENTATIVES IN CONGRESS, 1910.

- Counties of Camden, Gloucester and Salem.
 Henry C. Loudenslager, Rep. 21,394
 Nowrey, Dem. 20,554
- Counties of Cape May, Cumberland, Atlantic and Burlington.
 John J. Gardner, Rep. 22,861
 Hampton, Dem. 16,915
- Counties of Middlesex, Monmouth and Ocean.
 Benjamin F. Howell, Rep. 20,060
 Thomas J. Scully, Dem. 24,657
- Counties of Hunterdon, Somerset and Mercer.
 Ira W. Wood, Rep. 19,354
 Libbey, Dem. 19,089
- Counties of Union, Morris and Warren.
 William E. Tuttle, Dem. 23,768
 Runyon, Rep. 20,675
- Counties of Bergen, Passaic and Sussex.
 William Hughes, Dem. 29,458
 McClave, Rep. 25,301
- Part of Essex county.
 Richard Wayne Parker, Rep. 17,756
 Edward W. Townsend, Dem. 21,982
- Part of Essex county.
 William H. Wiley, Rep. 16,847
 Walter I. McCoy, Dem. 19,364
- Part of Hudson county.
 Eugene F. Kinkade, Dem. 23,784
 Record, Rep. 13,390
- Part of Hudson county.
 James A. Hamill, Dem. 26,266
 Teibel, Rep. 10,104

LEGISLATURE. Senate. House. J. B.

Republicans	12	40	52
Democrats	9	20	29

STATE OFFICERS.

Governor—Woodrow Wilson, Dem.
 Secretary—S. D. Dickinson, Rep.
 Treasurer—Dan S. Voorhees, Rep.
 Comptroller—E. J. Edwards, Dem.

NEW MEXICO (Population in 1910, 327,396).

Population in 1910.	COUNTIES.		GOV. 1911		DELEGATE 1908	
	Dem.	Rep.	Dem.	Rep.	Dem.	Soc.
23905 Bernalillo	2392	1767	2440	1730	128	
16850 Chaves	1964	645	859	1421	137	
16490 Colfax	1940	1501	1551	1003	31	
11443 Curry	854	306	1021	4		
12303 Dona Ana	1304	1284	1200	1021	4	
12400 Eddy	1460	379	285	939	17	
14813 Grant	1535	1095	871	1363	2	
10827 Guadaloupe	1046	1020	977	1069	2	
7822 Lincoln	810	673	763	709	14	
3913 Luna	626	292	223	343	20	
12963 McKinley	407	465	395	269	7	
12611 Mora	1259	1449	1400	1188	7	
7069 Otero	692	518	627	732	130	
14912 Quay	1036	759	1043	1585	151	
16719 Rio Arriba	1132	1354	1496	1738	—	
12654 Roosevelt	841	302	942	1707	196	
8579 Sandoval	746	499	877	214	—	
8504 San Juan	815	433	478	606	60	
22930 San Miguel	2120	2886	2890	2186	23	
14770 Santa Fe	1398	1710	1621	1333	4	
3536 Sierra	576	516	384	496	7	
14761 Socorro	1424	2075	1610	1467	3	
12008 Taos	966	1321	1183	942	—	
10119 Torrance	617	854	681	1039	108	
11404 Union	1353	1300	1327	1166	—	
13320 Valencia	251	1632	1482	291	2	
Total	30424	27605	27605	27217	1056	
Plurality	2819		583			
Per cent	52.43	47.57	49.42	48.70	1.88	
Total vote	58289		55878			

Congressmen elected Nov. 7, 1911: George Curry, Rep.; Harvey B. Ferguson, Dem.

LEGISLATURE. Senate. House. J. B.

Republicans	15	30	45
Progressive republicans	2	1	3
Democrats	7	18	25

STATE OFFICERS.

Governor—William C. McDonald, Dem.
 Lieutenant-Governor—E. C. de Baca, Dem.

Secretary—Antonio J. Lucero, Dem.
 Treasurer—Owen N. Marron, Dem.
 Attorney-General—Frank W. Clancy, Rep.

Auditor—W. G. Sargent, Rep.
 Commissioner of Public Lands—R. P. Ervien, Rep.
 Librarian—Anita J. Chapman.

NEW YORK (Population in 1910, 9,113,279).

Population in 1910	COUNTIES. (61)	GOVERNOR 1910					PRESIDENT 1908							
		Rep. Stimson	Dem. Dix	Ind. Haufer	Soc. Russell	Pro. Nichols	S.L. Passanau	Rep. Taft	Dem. Bryan	Ind. Higgen	Soc. Debs	Pro. Chas. G. O'Hau	S.L. Gilliams	
177936	Albany.....	20499	20410	371	457	168	101	24763	18732	358	206	179	39	
41412	Allegany.....	4989	2964	50	232	635	26.	7504	3390	51	46	537	21	
78809	Broome.....	7658	9655	191	858	1155	55.	10705	6671	102	99	874	7	
65910	Cattaraugus.....	6332	5000	103	506	475	60.	9829	6086	79	281	571	24	
67108	Cayuga.....	6809	5980	80	843	251	135.	9839	5789	79	565	401	61	
105126	Chautauqua.....	10550	4838	105	1232	716	121.	15739	6158	81	988	947	72	
54922	Chemung.....	4700	6467	187	264	458	60.	7410	5936	196	80	245	35	
35575	Chenango.....	4296	3444	40	88	610	14.	5949	3772	50	67	485	19	
48230	Clinton.....	4565	4329	37	52	297	10.	5474	3866	51	54	389	12	
43588	Columbia.....	4311	4896	128	33	115	20.	5726	5637	122	16	138	10	
29249	Cortland.....	3372	2350	35	29	812	17.	5090	2613	81	12	421	6	
45575	Delaware.....	5121	4920	66	69	319	16.	7142	4611	57	21	386	8	
87661	Dutchess.....	8840	9016	206	111	263	37.	11132	8961	223	73	358	28	
528985	Eric.....	36789	40715	516	2760	499	701.	5132	45185	249	1234	553	247	
39438	Essex.....	3447	2739	68	122	97	15.	3167	2033	94	60	114	11	
45717	Franklin.....	4085	2898	54	22	298	32.	5369	2935	58	21	307	35	
44534	Fulton.....	4810	3851	108	829	390	86.	6574	3508	188	565	408	99	
37615	Genesee.....	4131	2897	132	33	327	33.	5794	3171	93	14	222	12	
30214	Greene.....	2863	3980	60	51	246	18.	4191	3711	73	63	265	11	
4373	Hamilton.....	420	690	3	5	51	..	632	586	2	1	41	2	
56356	Herkimer.....	6332	5862	50	338	186	34.	8202	5918	136	156	243	24	
80237	Jefferson.....	8153	6547	168	558	1050	62.	11477	6694	171	436	974	61	
163435	Kings.....	81467	106737	18832	9315	479	721.	119791	96756	10448	8422	590	625	
24849	Lewis.....	2682	2739	9	14	519	5.	4159	2810	13	13	155	5	
38307	Livingston.....	4033	3606	43	19	877	31.	5700	3537	29	14	224	8	
39289	Madison.....	5116	3748	45	216	384	33.	6727	3637	46	141	410	17	
285212	Monroe.....	28456	21111	454	2036	596	213.	33250	27704	384	1521	675	115	
57567	Montgomery.....	5832	5873	139	112	127	29.	7571	5254	180	58	188	27	
38330	Nassau.....	7222	7741	431	88	176	18.	9787	4883	613	86	135	21	
276252	New York.....	97233	165919	20265	15609	377	1445.	154968	160261	14125	15569	507	1162	
20366	Niagara.....	8941	8619	65	281	379	67.	11145	8574	52	95	435	35	
154157	Oneida.....	14641	15523	414	432	483	158.	16346	14968	170	250	571	92	
200298	Onondaga.....	21366	16514	267	2132	949	209.	26918	19643	215	1116	1069	143	
52286	Ontario.....	6020	5263	26	155	152	17.	8245	5484	29	82	190	10	
115751	Orange.....	10882	10718	303	201	239	45.	14414	9838	358	194	354	38	
32000	Orleans.....	3759	2533	56	32	275	11.	4885	2580	64	27	231	43	
71634	Oswego.....	5829	5829	56	32	375	39.	6172	51	76	117	43		
47216	Otsego.....	5875	5633	46	40	376	22.	7459	5975	87	24	442	20	
14935	Putnam.....	1372	1524	50	8	26	5.	2275	1369	52	4	45	5	
284041	Queens.....	13970	22283	4713	2332	103	139.	19420	20342	2284	1751	118	93	
122276	Rensselaer.....	13959	13730	305	522	243	106.	17196	13162	336	224	336	57	
85669	Richmond.....	5057	8050	753	234	148	43.	6831	7401	523	198	104	32	
46873	Rockland.....	3216	4980	209	109	98	13.	4857	3937	202	88	129	14	
89005	St. Lawrence.....	10027	5717	69	158	503	46.	14151	5898	172	61	543	24	
61917	Saratoga.....	6524	7084	83	325	323	53.	8704	6518	136	155	437	24	
88235	Schenectady.....	7080	6576	344	2628	344	268.	9914	7129	249	1110	296	134	
23855	Schoharie.....	2945	3621	20	6	218	5.	3363	3841	23	5	240	2	
14004	Schuyler.....	1877	1732	6	19	142	2.	2417	1695	8	16	133	1	
26372	Seneca.....	2911	3028	30	48	155	5.	3749	3138	26	54	131	6	
83562	Stenben.....	8347	8008	135	337	646	25.	12313	8366	111	237	809	23	
96138	Suffolk.....	7247	7830	475	310	239	26.	10689	4877	497	283	355	29	
33808	Sullivan.....	3305	3382	57	70	124	13.	4563	3911	40	55	139	8	
25624	Tioga.....	3016	2680	24	41	219	5.	4247	2706	29	45	224	3	
33947	Tompkins.....	3813	3552	29	101	565	17.	5090	3734	25	50	324	9	
91769	Ulster.....	9054	9090	176	66	391	13.	10475	8540	204	107	366	28	
32223	Warren.....	4126	3695	33	127	218	20.	7800	3019	70	60	229	12	
47778	Washington.....	6110	4117	79	98	334	17.	7433	3533	109	110	323	19	
50179	Wayne.....	6138	4447	46	42	265	12.	8308	4404	46	95	257	6	
283055	Westchester.....	22531	21981	1247	920	383	118.	29438	18546	1237	926	576	102	
31880	Wyoming.....	3281	3782	38	38	229	12.	5308	2855	42	28	246	8	
18642	Yates.....	2468	1868	18	58	90	4.	3275	1927	19	30	109	11	
	Total.....	622920	687000	48470	48529	22295	5717.	870070	667468	35817	38451	22637	3377	
	Plurality.....		67663					202602						
	Per cent.....		43.34	48.06	3.35	3.36	1.51	38..	53.43	40.98	2.14	1.88	1.30	.20
	Total vote.....		1445249								1638350			

FOR REPRESENTATIVES IN CONGRESS, 1910.

- Counties of Suffolk and Nassau and the 3d, 4th and 5th wards of the Borough of Queens, in Queens county.
 William W. Cocks, Rep..... 21,826
 Martin W. Littleton, Dem..... 26,609
 Timothy Walsh, Soc..... 640
 O. H. Northrup, Pro..... 451
- Borough of Brooklyn (14th, 15th, 16th, 17th, 18th and part of 27th wards).
 George H. Lindsay, Dem..... 14,248
 Ladislaus W. Schwenk, Rep..... 8,304
 Paul Muller, Soc..... 1,428
 James B. Davis, Pro..... 107

- Borough of Brooklyn (13th, 19th, 21st, part of 27th and part of 23d wards).
 Alfred J. Hobbey, Rep..... 14,570
 James Maher, Dem..... 15,432
 John J. Jennings, Soc..... 1,806
 H. H. Terry, Pro..... 130
- Borough of Brooklyn (26th, 28th, 31st, 32d and part of 25th wards).
 Charles B. Law, Rep..... 20,295
 Frank E. Wilson, Dem..... 20,675
 Barrett Wolf, Soc..... 3,257
 George H. Warwick, Pro..... 103
- Borough of Brooklyn (6th, 24th, 29th, 30th and part of the 23d and 25th wards).
 Warren J. Lee, Rep..... 32,576

William H. Redfield, Dem.....	26,220	22. Counties of Rensselaer and Washington.	William H. Draper, Rep.....	14,225
Bernard J. Riley, Soc.....	1,731	William H. Tower, Dem.....	13,430	
6. Borough of Brooklyn (7th, 9th, 20th, 22d and part of the 11th wards).		Merritt F. Lee, Ind. Lab.....	309	
William M. Calder, Rep.....	17,249	William Nugent, Soc.....	534	
Michael E. Butler, Dem.....	16,805	Fred W. Hewitt, Pro.....	263	
William W. Passage, Soc.....	455	23. Counties of Albany and Schenectady.		
James W. Mason, Pro.....	63	Henry S. De Forest, Rep.....	23,218	
E. T. O'Loughlin, Ind. Lab.....	946	Curtis N. Douglas, Dem.....	26,238	
7. Borough of Brooklyn (1st, 2d, 3d, 4th, 5th, 6th, 10th, 12th and part of 11th wards).		G. H. Houghton, Ind. Lab.....	704	
William R. Koehl, Rep.....	16,847	H. A. Simmons, Soc.....	2,978	
William R. Koehl, Rep.....	7,748	E. M. Sipperley, Pro.....	563	
Charles H. Matchett, Soc.....	371	24. Counties of Delaware, Otsego, Ulster and Schoharie.		
Morris H. Smith, Pro.....	50	George W. Fairchild, Rep.....	23,636	
8. County of Richmond (Staten Island) and part of lower New York city.		George M. Palmer, Dem.....	22,418	
Daniel J. Riordan, Dem.....	12,721	Newton Youngs, Pro.....	1,347	
George H. Husch, Rep.....	3,225	25. Counties of Fulton, Hamilton, Montgomery, Warren and Saratoga.		
Robert McMahon, Ind. Lab.....	778	Cyrus Durey, Rep.....	21,442	
I. Dettelbaum, Soc.....	307	Theron Akin, Dem.....	21,189	
B. F. Funk, Pro.....	29	R. F. Stone, Pro.....	1,311	
9. Part of New York city.		26. Counties of Clinton, Essex, Franklin and St. Lawrence.		
Henry M. Goldfogle, Dem.....	4,606	George Malby, Rep.....	21,950	
Jacob W. Block, Rep.....	1,350	Thomas Cantwell, Dem.....	15,554	
Meyer London, Soc.....	3,332	E. H. Gleason, Ind. Lab.....	223	
John S. Conroy, Pro.....	56	F. G. Thomas, Soc.....	365	
10. Part of New York city.		George B. Humphrey, Pro.....	1,293	
William Snlzer Dem.....	9,850	27. Counties of Herkimer and Oneida.		
Anthony McCabe, Rep.....	4,807	Charles S. Millington, Rep.....	20,242	
John Mullen, Soc.....	1,694	Charles A. Talcott, Dem.....	22,395	
Timothy N. Holden, Pro.....	11	A. L. Byron-Curtis, Soc.....	798	
11. Part of New York city.		F. W. Barnacle, Pro.....	737	
Charles V. Fornes, Dem.....	17,384	28. Counties of Jefferson, Lewis and Oswego.		
Henry H. Curran, Rep.....	10,171	Luther W. Mott, Rep.....	13,845	
Richard Meade, Soc.....	785	George W. Reeves, Dem.....	15,629	
James H. Duffy, Pro.....	73	Thomas H. Lynch, Soc.....	643	
12. Part of New York city.		Charles F. Simpson, Pro.....	2,514	
Michael E. Conroy Dem.....	14,376	29. Counties of Onondaga and Madison.		
Peter R. Gatens, Rep.....	7,467	Michael E. Driscoll, Rep.....	26,589	
Joseph Wilson, Soc.....	1,049	Henry E. Wilson, Dem.....	20,281	
Thomas D. Stetson, Pro.....	21	George L. Casler, Soc.....	2,375	
13. Part of New York city.		William G. Morrell, Pro.....	1,418	
Herbert Parsons, Rep.....	9,951	30. Counties of Broome, Chenango, Tloga, Tompkins and Cortland.		
Jefferson M. Levy, Dem.....	11,539	John W. Dwight, Rep.....	21,789	
Andrew Govan, Ind. Lab.....	958	Ira A. Hix, Dem.....	18,021	
A. D. Chapman, Soc.....	389	Charles A. Brown, Soc.....	325	
E. M. Smith, Pro.....	56	Frank DeW. Reese, Pro.....	3,521	
14. Part of New York city and part of Long Island City and Newtown, in Queens county.		31. Counties of Cayuga, Ontario, Wayne and Yates.		
Victor H. Duras, Rep.....	4,561	Sereno E. Payne, Rep.....	21,121	
John J. Kindred, Dem.....	7,755	John Colmey, Dem.....	17,728	
William F. Ehret, Soc.....	1,645	Preston Wright, Soc.....	1,099	
Joseph H. Ralph, Pro.....	12	Delos J. Cotten, Pro.....	819	
15. Part of New York city.		32. County of Monroe.		
William M. Bennett, Rep.....	11,152	Henry G. Danforth, Rep.....	26,375	
Thomas G. Patten, Dem.....	13,838	George P. Decker, Dem.....	21,726	
John J. Flanagan, Soc.....	430	W. B. Fallisor, Ind. Lab.....	437	
Edward A. Packer, Pro.....	23	Herbert E. Striler, Pro.....	2,106	
16. Part of New York city.		23. Counties of Chemung, Schnyder, Seneca and Steuben.		
Francis B. Harrison, Dem.....	10,450	J. Sloat Fassett, Rep.....	17,556	
Samuel B. Thomas, Rep.....	6,518	Edwin S. Underhill, Dem.....	19,517	
George T. Miner, Soc.....	2,012	Emmett D. Hees, Ind. Lab.....	348	
James F. Gillespie, Pro.....	13	James T. Agan, Soc.....	363	
17. Part of New York city.		M. C. Beardsley, Pro.....	1,388	
William S. Bennett, Rep.....	26,010	24. Counties of Genesee, Livingston, Niagara, Orleans and Wyoming.		
Henry George, Jr., Dem.....	28,306	James S. Simmuons, Rep.....	25,051	
George Oberdorfer, Soc.....	1,445	Elliott W. Horton, Dem.....	19,307	
Charles H. Simmuons, Pro.....	83	Frederick Hart, Ind. Lab.....	366	
18. Part of New York city.		William Van E. Blighton, Pro.....	1,678	
Gottlieb Haneke, Rep.....	27,607	35. City of Buffalo (1st, 2d, 3d, 4th, 5th, 6th, 7th, 8th, 9th, 10th, 11th, 12th, 13th, 14th, 15th, 16th and 18th wards).		
Steven E. Ayres, Dem.....	33,650	Samuel A. Driscoll, Dem.....	21,727	
Joshua Wanhope, Soc.....	4,354	Patrick J. Keeler, Rep.....	14,605	
William A. Mapes, Pro.....	111	Samuel T. Leary, Soc.....	1,713	
19. County of Westchester.		Joseph A. Dixon, Pro.....	128	
John E. Andrus, Rep.....	23,140	36. City of Buffalo (17th, 19th, 20th, 21st, 22d, 23d, 24th and 25th wards) and the 7th and 8th assembly districts of Erie county.		
Cornelius A. Pugsley, Dem.....	22,247	D. S. Alexander, Rep.....	20,684	
Alfred E. Dixon, Soc.....	929	Charles B. Smith, Dem.....	20,865	
Charles A. Brady, Pro.....	256	William G. Roberts, Soc.....	978	
20. Counties of Sullivan, Orange and Rockland.				
Thomas W. Bradley, Rep.....	19,363			
John Bigelow, Jr., Dem.....	17,307			
Charles L. Dedrick, Soc.....	425			
William A. White, Pro.....	401			
21. Counties of Greene, Columbia, Putnam and Dutchess.				
Hamilton Fish, Rep.....	18,315			
Richard E. Connell, Dem.....	18,832			
David S. Slater, Pro.....	677			

37. Counties of Allegany, Cattaraugus and Chautauqua.

Edward B. Vreeland, Rep.	20,530
J. W. Sanbury, Dem.	13,857
G. A. Klebsattel, Soc.	1,719
A. A. Amidon, Pro.	2,099

LEGISLATURE.

	Senate.	House.	J. B.
Republicans	20	101	121
Democrats	30	48	78
Independent	1	—	—
Socialist	—	1	1

GOVERNOR—JOHN A. Dix, Dem.

Lieutenant-Governor—Thomas F. Conway, Dem.

Secretary—Edward Lazansky, Dem.

Attorney-General—Thomas Carmody, Dem.

Controller—William Sohmer, Dem.

Treasurer—John J. Kennedy, Dem.

NORTH CAROLINA (Population in 1910, 2,206,287).

COUNTIES.

Population 1910.	(98)	— PRESIDENT 1908—			
		Dem.	Rep.	Soc. Pro.	Bryan, Taft, Debs, Chas'n.
28712 Alamance	2113	2186	3	31	
11582 Alexander	793	1074	—	—	
7745 Alleghany	633	574	—	—	
25465 Anson	1490	301	—	—	
19074 Ashe	1639	1674	—	—	
30877 Beaufort	1828	1304	2	29	
29339 Bertie	1258	840	—	—	
19006 Bladen	1182	690	—	—	
14432 Brunswick	637	841	—	—	
49788 Buncombe	3506	3374	54	8	
21408 Burke	1310	1358	—	—	
26240 Cabarrus	1610	1821	—	—	
20579 Caldwell	1413	1745	—	2	
5640 Camden	398	164	—	—	
13776 Carteret	1152	1061	—	—	
14858 Caswell	820	373	—	2	
27918 Catawba	1864	2010	2	35	
22835 Chatham	1521	1493	—	—	
11436 Cherokee	782	1310	—	—	
11833 Chowan	637	333	—	—	
3309 Clay	343	321	1	8	
29494 Cleveland	2282	1459	1	—	
28020 Columbus	1845	1381	—	—	
25394 Craven	1399	1447	—	—	
35284 Cumberland	1832	1311	—	—	
7639 Currituck	701	68	—	—	
4841 Dare	416	370	—	—	
29404 Davidson	2126	2341	4	20	
19394 Davie	780	1184	—	4	
15438 Duplin	1508	1234	—	—	
33276 Durham	1859	1822	3	6	
32010 Edgecombe	1753	431	—	—	
47311 Forsyth	2472	2883	131	22	
24932 Franklin	1984	560	—	—	
37063 Gaston	2398	970	8	32	
10455 Gates	653	337	—	—	
4749 Graham	418	465	—	—	
25102 Granville	1561	733	—	1	
13083 Greene	876	638	—	—	
69497 Guilford	3822	2865	23	14	
33727 Halifax	2135	333	—	—	
22174 Harnett	1501	1047	1	4	
21020 Haywood	1952	1304	2	—	
16262 Henderson	917	1002	—	—	
15436 Hertford	839	853	—	—	
8840 Hyde	662	223	—	—	
34315 Iredell	2465	1803	1	5	
12398 Jackson	1022	1086	2	—	
41401 Johnston	2393	2827	—	—	
8721 Jones	585	815	—	—	
11576 Lee	852	662	—	—	
22769 Lenoir	1332	1234	3	—	
17132 Lincoln	1222	1217	—	—	
12191 Macon	927	1045	—	—	
20132 Madison	862	2027	—	—	
17797 Martin	1338	421	—	—	
13538 McDowell	950	1000	—	4	
67031 Mecklenburg	3926	1646	4	26	
17245 Mitchell	550	1808	—	—	
14367 Montgomery	1008	1086	—	2	
17010 Moore	1109	1077	12	7	
33727 Nash	1073	1334	—	—	
32037 New Hanover	1837	631	—	—	
22323 Northampton	1726	186	—	—	
14125 Onalaw	870	710	—	—	
15064 Orange	1017	1073	—	—	
9696 Pamlico	628	501	26	—	
16633 Pasquotank	929	404	—	—	

Population.	Bryan.	Taft.	Debs.	Chas'n.
15471 Pender	940	973	—	—
11054 Perquimans	568	502	—	—
17556 Person	750	969	—	—
36340 Pitt	2419	889	—	3
7640 Polk	511	621	—	—
29491 Randolph	2472	2678	—	—
19673 Richmond	1029	462	—	—
51945 Robeson	2638	1300	—	—
36442 Rockingham	1887	2007	14	7
37521 Rowan	2332	2009	35	26
2-385 Rutherford	1976	1765	—	3
2-982 Sampson	1335	2463	—	6
15-833 Scotland	714	85	—	—
19009 Stanly	1491	1685	—	—
20151 Stokes	1061	1710	5	—
29705 Surry	1709	2870	—	6
10403 Swain	602	931	—	—
7191 Transylvania	570	611	—	—
5219 Tyrrell	312	395	—	—
33277 Union	2029	853	—	—
19425 Vance	1121	642	—	—
6329 Wake	3711	2961	—	9
20236 Warren	3046	236	—	—
11062 Washington	495	466	—	—
13556 Watauga	962	1313	—	—
35698 Wayne	2207	1503	—	11
30282 Wilkes	1569	3382	—	8
23269 Wilson	1732	1074	—	—
15428 Yadkin	597	1644	—	18
12072 Yancey	978	950	—	—
Total	136965	114824	378	360
Plurality	22104	—	—	—
Percent	54.24	45.49	14	13
Total vote	252449	—	—	—

FOR REPRESENTATIVES IN CONGRESS, 1910.

- Counties of Beaufort, Camden, Chowan, Currituck, Dare, Gates, Hertford, Hyde, Martin, Pasquotank, Perquimans, Pitt, Tyrrell and Washington.
 - John H. Small, Dem. 11,544
 - Henry T. King, Rep. 3,721
- Counties of Bertie, Edgecombe, Greene, Halifax, Lenoir, Northampton, Warren and Wilson.
 - Claude Kitchin, Dem. 10,749
 - R. H. Norfleet, Rep. 1,867
- Counties of Carteret, Craven, Duplin, Jones, Onslow, Pamlico, Pender, Sampson and Wayne.
 - John M. Falson, Dem. 10,428
 - George E. Butler, Rep. 7,505
- Counties of Chatham, Franklin, Johnston, Nash, Vance and Wake.
 - Edward W. Pou, Dem. 13,728
 - R. A. P. Cooley, Rep. 7,110
- Counties of Alamance, Caswell, Durham, Forsyth, Granville, Guilford, Orange, Person, Rockingham and Stokes.
 - Charles M. Stedman, Dem. 20,392
 - David H. Blair, Rep. 17,060
- Counties of Bladen, Brunswick, Columbus, Cumberland, Harnett, New Hanover and Robeson.
 - H. P. Godwin, Dem. 10,806
 - Iredell Meares, Rep. 4,257
- Counties of Anson, Davidson, Davie, Montgomery, Moore, Randolph, Richmond, Scotland, Union and Yadkin.
 - Robert N. Page, Dem. 14,367
 - John J. Parker, Rep. 11,006
- Counties of Alexander, Alleghany, Ashe, Cabarrus, Caldwell, Iredell, Rowan, Stanly, Surry, Watauga and Wilkes.
 - Robert L. Doughton, Dem. 16,560
 - Charles H. Cowles, Rep. 15,801
- Counties of Burke, Catawba, Cleveland, Gaston, Lincoln, Madison, Mecklenburg, Mitchell and Yancey.
 - E. Y. Webb, Dem. 16,574
 - S. S. McIninch, Rep. 11,332
- Counties of Buncombe, Cherokee, Clay, Graham, Haywood, Henderson, Jackson, McDowell, Macon, Polk, Rutherford, Swain and Transylvania.
 - James M. Gudger, Jr., Dem. 15,901
 - John G. Grant, Rep. 14,771

LEGISLATURE.

	Senate.	House.	J. B.
Republicans	10	24	34
Democrats	40	96	136

STATE OFFICERS.

(All democrats.)

Governor—W. W. Kitchin.
 Lieutenant-Governor—W. C. Newland.
 Secretary—J. Bryan Grimes.
 Auditor—W. P. Wood.
 Treasurer—B. R. Lacy.

NORTH DAKOTA (Population in 1910, 577,056).

Population in 1910.	GOV. 1910			PRESIDENT 1908				
	Rep.	Dem.	Pro. Ind.	Dem.	Pro. Ind.	Chas. Hugen.	Debs.	Bryan.
5407 Adams.....	454	251.	577	201	21	1	1	1
13465 Arnheim.....	1204	1457	1915	1002	35	60	1	1
12681 Benson.....	846	986.	1763	553	30	64	—	—
10186 Billings.....	1194	576.	1263	236	21	17	—	—
17285 Bottineau.....	1313	1464.	1951	1146	140	44	1	—
4068 Bowman.....	393	360.	452	209	15	7	—	—
Burke.....	619	653.	—	—	—	—	—	—
13087 Burielgh.....	1232	1020.	1375	600	37	17	—	—
33365 Cass.....	2476	2794.	3985	2003	94	107	6	—
15659 Cavalier.....	1313	1403.	1529	191	32	24	2	—
9839 Dickey.....	640	818.	1062	633	30	17	—	—
5302 Dunn.....	469	828.	373	160	8	1	—	—
4900 Eddy.....	322	566.	540	368	6	15	1	—
9793 Emmont.....	789	709.	951	618	14	10	—	—
5313 Foster.....	474	567.	570	424	6	7	—	—
27888 G'nd Forks.....	1936	2515.	2741	1750	153	130	—	—
6274 Griggs.....	444	655.	606	493	18	51	—	—
6567 Hettinger.....	—	—	568	182	9	10	—	—
5842 Kidder.....	489	353.	769	251	26	24	—	—
10721 LaMoure.....	799	1023.	1104	553	19	29	1	—
6168 Logan.....	501	259.	711	143	16	3	—	—
17027 McHenry.....	1367	1557.	1772	1236	55	33	1	—
7251 McIntosh.....	531	421.	528	140	4	53	—	—
6720 McKenzie.....	1367	1357.	574	312	46	—	—	—
14578 McLean.....	1085	907.	2273	956	98	51	2	—
4965 Mercer.....	365	281.	430	96	2	3	—	—
25289 Morton.....	1843	1316.	2021	873	67	14	1	—
18491 Mountrail.....	1050	887.	—	—	—	—	—	—

Population.	Johnson.	Burke.	Taft.	Bryan.	Debs.	Chas. Hugen.
10140 Nelson.....	870	728.	1235	1163	60	17
3577 Oliver.....	349	258.	325	173	3	13
14749 Pembina.....	1340	1636.	1339	1155	17	50
9740 Pierce.....	555	926.	884	608	28	18
15199 Ramsey.....	1083	1368.	1496	1072	72	27
10345 Ransom.....	961	675.	1308	581	11	36
Renville.....	748	950.	—	—	—	—
19659 Richland.....	1700	1759.	1864	1502	14	60
9553 Rolette.....	400	1062.	811	529	99	24
9202 Sargent.....	805	770.	1012	576	38	20
12504 Stark.....	812	763.	922	496	19	7
8103 Sheridan.....	752	586.	—	—	—	—
7916 Sully.....	615	495.	881	368	17	18
18189 Stutsman.....	1092	1729.	1737	1344	24	45
8983 Towner.....	742	828.	867	655	60	18
12545 Traill.....	963	739.	1207	499	33	97
19491 Walsh.....	1378	1889.	1751	1641	117	30
42185 Ward.....	1730	1770.	5290	3165	505	194
11814 Wells.....	803	1078.	1244	585	22	26
20249 Williams.....	1633	1938.	1799	1035	223	38
Total.....	44843	47615.	57680	32855	2421	1553
Plurality.....	2772.	24806	—	—	—	—
Per cent.....	48.50	51.50.	60.97	34.77	2.56	1.65
Total vote.....	92458.	—	—	94700	—	—

FOR REPRESENTATIVES IN CONGRESS, 1910.
 L. B. Hanna,* Rep.....49,198
 H. T. Helgesen,* Rep.....43,048
 Casey, Dem.....24,795
 Hildreth, Dem.....24,854
 *Elected.

LEGISLATURE.

The legislature contains 132 republicans, 17 democrats and 1 socialist.

STATE OFFICERS.

Governor—John Burke, Dem.
 Lieutenant-Governor—Usher L. Burdick, Rep.
 Secretary of State—P. D. Norton, Rep.
 Treasurer—Gunder Olson, Rep.
 Attorney-General—Andrew Miller, Rep.

OHIO (Population in 1910, 4,767,121).

Population in 1910.	GOVERNOR, 1910					PRES. 1908			PRESIDENT 1904					
	Dem.	Rep.	Thom.	Pro. S. L.	Pro. S. L.	Rep.	Dem.	Rep.	Dem.	Pro. S. L.	Pro. S. L.	Pro. S. L.	Pro. S. L.	Pro. S. L.
1947 Adams.....	3243	3211	39	54	1.	3432	3048.	3252	3736	177	27	4	4	—
56880 Allen.....	5837	3825	709	63	60.	9432	3645.	4901	4980	223	270	13	26	—
22575 Ashland.....	3522	1898	191	47	9.	2804	3627.	2747	2896	342	24	1	3	—
59547 Ashtabula.....	3187	4385	738	109	38.	8213	3572.	8006	1647	331	785	42	24	—
47798 Athens.....	3151	4054	646	104	50.	6449	3654.	6352	1594	259	95	63	13	—
31246 Anglaize.....	3672	1802	430	34	17.	3001	4622.	3049	3619	107	48	4	4	—
70856 Belmont.....	6552	5388	1459	219	—	8193	7750.	8170	4801	533	776	42	14	—
24832 Brown.....	3815	2175	—	—	—	2638	4242.	2730	3590	96	17	—	5	—
70271 Butler.....	7546	3919	2523	68	132.	7320	9678.	7048	7397	170	720	147	29	—
15761 Carroll.....	1321	1960	66	57	4.	2517	1590.	2895	1278	142	20	7	1	—
28536 Champlain.....	2922	3159	79	45	6.	4153	3160.	4192	2336	189	23	7	16	—
63455 Clark.....	7661	3575	733	104	9.	8307	6150.	6355	4365	316	764	38	4	—
23551 Clermont.....	4138	3043	141	42	5.	4137	4150.	4707	3339	114	134	15	15	—
23680 Clinton.....	2394	3349	53	39	5.	4107	2464.	3937	1826	202	9	2	8	—
76619 Columbiana.....	5295	5215	1640	485	51.	9626	6736.	11571	4303	932	445	43	19	—
30121 Coshocton.....	3934	2922	464	83	7.	3606	4106.	3715	3545	164	84	1	4	—
31036 Crawford.....	5450	2141	315	33	17.	3061	6006.	3314	4433	123	347	21	8	—
637425 Cuyahoga.....	43197	26424	5373	265	519.	56344	39654.	57387	24232	802	8017	774	94	—
42363 Darke.....	5511	4105	102	154	7.	4951	6391.	5203	5030	251	54	1	23	—
24498 Deane.....	3288	1835	170	34	13.	2531	3754.	3032	3216	86	35	5	18	—
27122 Delaware.....	3472	3177	131	141	3.	4007	3530.	4163	2607	257	51	7	1	—
38297 Erie.....	3330	188	28	13.	13.	5395	4883.	5764	3948	113	247	38	15	—
89201 Fairfield.....	4023	2668	297	81	10.	3017	4150.	4633	2833	29	4	12	—	—
21744 Fayette.....	2385	4549	31	42	5.	3343	2451.	3331	1880	91	15	2	13	—
221567 Franklin.....	18171	15590	10714	349	424.	28914	23314.	27439	15502	739	774	113	55	—
23914 Fulton.....	1972	2512	117	34	3.	3008	2131.	3533	1448	119	30	—	8	—
25745 Gallia.....	2206	2914	100	36	8.	3914	2171.	3880	1742	95	16	3	11	—
14670 Geauga.....	978	1467	30	24	4.	2596	982.	2762	544	60	20	2	12	—
29733 Greenc.....	2568	3672	199	53	13.	4902	2882.	5043	2004	151	273	10	3	—
42716 Guernsey.....	3840	4022	840	77	17.	5210	3449.	6427	2448	518	212	11	14	—
490732 Hamilton.....	52551	45253	3910	197	141.	63803	45429.	65149	24936	431	7158	289	95	—
57820 Hancock.....	4534	3021	929	76	24.	4689	5420.	5796	4148	243	239	13	17	—
33407 Hardin.....	4240	3879	62	32	9.	4917	4150.	4736	3084	13	224	18	8	—
19076 Harrison.....	1839	2164	62	32	2.	3069	1961.	3115	1578	173	24	6	17	—
25119 Henry.....	3205	1490	129	42	11.	2425	3817.	2707	3102	78	9	2	6	—
25711 Highland.....	3574	3394	49	88	5.	4149	3823.	4205	3321	216	30	3	12	—
29350 Hocking.....	2562	2039	252	58	12.	2749	2864.	2973	2304	85	19	5	7	—
17409 Holmes.....	2659	879	42	20	3.	1252	3048.	1377	2486	69	23	1	4	—
34206 Huron.....	4330	3516	150	44	10.	4330	4292.	5613	2622	110	120	8	17	—
30791 Jackson.....	2734	3202	220	42	8.	4487	3235.	5553	2012	190	84	16	29	—
65425 Jefferson.....	4068	4058	784	85	33.	7310	4882.	7337	2000	408	238	23	9	—
30151 Knox.....	3037	3464	369	66	15.	4318	4233.	4255	3067	134	123	3	11	—
30357 Lake.....	1307	1730	143	23	22.	3635	1403.	3824	3711	183	16	9	—	—
39488 Lawrence.....	2638	3315	147	25	11.	5708	2657.	5387	1905	105	106	9	3	—
55590 Licking.....	7163	4885	790	80	11.	6756	7885.	6798	6019	248	228	13	14	—
30084 Logan.....	2816	3223	158	42	4.	4756	3185.	4994	1939	186	70	7	16	—
70937 Lorain.....	5890	4560	1073	46	40.	8649	5460.	9001	2700	155	925	39	10	—

Population.	Harmon.	Harding.	Clifford.	Thompson.	Malley.	Taft.	Bryan.	Roosevelt.	Parker.	Swallow.	Debs.	Corgan.	Watson
192,728 Lucas.....	18178	11262	30776	127	253..	18715	16238..	22924	8259	245	2455	110	52
18902 Madison.....	2355	2656	33	39	3..	3051	2430..	3164	2103	72	12	2	3
116151 Mahoning.....	7383	6351	884	210	38..	10760	9312..	10404	4436	377	2072	31	30
38971 Marion.....	4440	3481	554	76	24..	4175	4657..	4473	3581	177	59	6	15
23598 Medina.....	2102	2092	220	34	14..	3427	2378..	3632	1517	93	94	7	11
23,434 Melgs.....	2377	2504	344	34	11..	4108	2225..	4304	1708	131	131	6	10
45047 Mercer.....	3437	1342	32	7..	21..	2146	4437..	2173	3283	115	18	4	17
42444 Monroe.....	4882	4713	604	51	17..	6538	5339..	6793	3646	178	228	12	22
163,763 Montgomery.....	2977	1957	47	56	3..	1974	3041..	2222	8169	122	15	3	—
16,697 Morgan.....	18639	14555	3855	120	60..	20019	20592..	22144	13363	401	1168	58	21
16,097 Morgan.....	1911	1900	50	80	5..	2445	1932..	2572	1612	166	15	—	10
16,815 Morrow.....	2,291	2,062	55	91	2..	2,500	2,239..	2,563	1,827	218	32	2	8
57,488 Muskingum.....	7003	5356	1066	206	23..	8080	6776..	7597	5511	571	226	11	12
18,001 Noble.....	2,047	2,199	28	59	5..	2,707	2,154..	2,700	1,671	178	24	2	9
22,340 Ottawa.....	3,130	1,278	25	16	2..	2,202	3,329..	2,437	2,706	89	11	1	—
2,730 Paulding.....	2,165	2,730	73	28	9..	3,049	2,767..	3,496	2,505	126	7	1	17
85,836 Perry.....	7,556	3,331	680	71	22..	4,934	3,835..	4,883	2,846	170	164	13	13
2,6158 Pickaway.....	3706	2,451	59	55	2..	3,119	4,017..	2,376	3,493	179	12	2	7
15,723 Pike.....	2,146	1,539	45	26	—..	1,798	2,085..	1,818	2,000	54	14	—	3
30,307 Portage.....	3,564	2,739	373	66	19..	4,129	3,625..	4,712	2,486	163	155	13	12
23,834 Preble.....	3,002	2,957	58	54	3..	3,519	3,247..	3,647	2,792	182	2	2	6
2,872 Putnam.....	4,348	1,832	83	45	6..	2,483	4,836..	2,859	4,145	138	84	1	5
47,697 Richland.....	5,190	3,439	548	104	—..	5,301	6,702..	5,587	4,907	132	232	8	12
40,039 Ross.....	5,079	4,199	270	106	18..	5,432	5,325..	5,172	4,587	98	54	8	3
35,171 Sandusky.....	4,884	2,875	181	32	20..	4,079	5,242..	4,288	3,787	139	200	10	9
48,463 Scioto.....	4,504	4,076	571	57	21..	5,740	4,310..	5,540	2,420	241	613	32	9
42,421 Seneca.....	5,685	3,431	457	77	14..	4,569	6,158..	5,291	4,757	153	170	9	38
26,463 Shelby.....	3,578	1,577	75	27	1..	3,846	3,879..	2,737	3,285	74	16	—	7
12,887 Stark.....	11,502	10,456	2,246	293	153..	11,112	12,288..	15,835	9,319	526	693	128	44
10,823 Summit.....	9,106	5,657	1,066	283	89..	10,385	9,630..	12,456	4,618	425	1,185	120	55
52,766 Trumbull.....	37,566	4,094	1,037	83	32..	36,978	4,476..	7,383	2,110	297	982	23	19
57,035 Tuscarawas.....	63,73	4,303	1,154	57	4..	67,17	67,75..	7,203	4,979	150	489	82	14
21,871 Union.....	28,05	2,794	84	31	1..	35,67	2,568..	3,646	1,924	132	4	2	15
20,119 Van Wert.....	37,62	3,470	132	26	—..	38,09	37,83..	4,120	3,325	105	52	5	11
13,646 Vinton.....	1,385	1,307	78	20	—..	1,916	1,496..	1,994	1,286	48	5	—	5
24,497 Warren.....	2,314	2,880	72	34	8..	4,233	2,556..	4,381	2,012	94	85	3	3
45,422 Washington.....	5,160	4,037	378	77	22..	5,948	5,771..	6,522	4,436	270	75	9	20
38,938 Wayne.....	5,022	3,216	133	95	13..	4,588	5,308..	4,748	4,165	345	73	4	11
23,198 Williams.....	3,352	3,063	38	55	6..	3,925	3,329..	3,827	2,565	137	65	3	11
40,530 Wood.....	3,012	4,530	304	91	15..	5,044	5,625..	7,025	3,930	648	141	6	15
20,760 Wyandot.....	3,154	1,732	56	18	7..	2,408	3,353..	2,313	2,367	72	42	4	16
Total.....	47,077	37,670	60,637	7129	2920..	57,2312	50,2721..	60,0065	34,4674	19,339	36,240	2,533	1,392
Plurality.....	10,877							25,421					
Per cent.....	51.61	40.75	6.55	.77	.32..	50.36	44.23..	58.47	33.68	1.88	3.53	.25	.13
Total vote.....			92,443			113,625		103,629					

For president in 1908 Chafin, Pro., received 11,402 votes; Debs, Soc., 33,795; Watson, Peo., 162; Hisinger, Ind., 475; Gillhaus, Soc. Lab., 720.

FOR REPRESENTATIVES IN CONGRESS, 1910.

1. Part of Hamilton county.	
Nicholas Longworth, Rep.....	24,453
Thomas P. Hart, Dem.....	21,497
Thomas Hammersmith, Soc.....	1,796
John Robertson, Pro.....	155
2. Part of Hamilton county.	
Herman P. Goebel, Rep.....	23,384
Alfred G. Allen, Dem.....	24,323
L. P. Schwickert, Soc.....	2,287
L. C. Fillmore, Pro.....	89
3. Counties of Butler, Montgomery and Preble.	
James M. Cox, Dem.....	31,539
George R. Young, Rep.....	18,730
Harmon Evans, Soc.....	6,275
Richard E. O'Byrne, Pro.....	286
4. Counties of Allen, Auglaize, Darke, Mercer and Shelby.	
J. Henry Goeke, Dem.....	20,865
C. E. Johnston, Rep.....	13,482
Arthur A. Hensch, Soc.....	1,403
5. Counties of Deane, Henry, Paulding, Putnam, Van Wert and Williams.	
Timothy T. Ansberry, Dem.....	21,201
C. S. Roe, Rep.....	13,309
Allen Jackson, Soc.....	589
S. F. Welty, Pro.....	187
6. Counties of Brown, Clermont, Clinton, Greene, Highland and Warren.	
Jesse Taylor, Rep.....	17,105
Matthew R. Denver, Dem.....	20,056
Jonah Vandervort, Soc.....	4
7. Counties of Clark, Fayette, Madison, Miami and Pickaway.	
J. Warren Kelfer, Rep.....	17,569
J. D. Post, Dem.....	20,776
John L. Post, Soc.....	855
C. E. Hill, Pro.....	177
8. Counties of Champaign, Delaware, Hancock, Hardin, Logan and Union.	
Frank B. Willis, Rep.....	21,030

Thomas Mahon, Dem.....	19,519
A. G. Parthemer, Soc.....	1,497
Charles Mason, Pro.....	8
9. Counties of Fulton, Lucas, Ottawa and Wood.	
Issac R. Sherwood, Dem.....	21,908
J. Kent Hamilton, Rep.....	19,693
W. F. Ries, Soc.....	3,917
M. A. Gibson, Pro.....	191
10. Counties of Adams, Gallia, Jackson, Lawrence, Pike and Scioto.	
Robert M. Switzer, Rep.....	18,548
Edmund H. Willis, Dem.....	16,250
George A. Morney, Soc.....	1,122
W. J. Henry, Pro.....	231
11. Counties of Athens, Hocking, Melgs, Perry, Ross and Vinton.	
Albert Douglas, Rep.....	20,168
Horatio C. Claypool, Dem.....	22,884
A. B. Shinn, Soc.....	2,397
C. H. Creamer, Pro.....	400
12. Counties of Fairfield and Franklin.	
Edward L. Taylor, Jr., Rep.....	17,696
Frank S. Monnett, Dem.....	15,151
Jacob L. Bachman, Soc.....	11,142
Alfred B. Paul, Pro.....	360
13. Counties of Crawford, Erie, Marion, Sandusky, Seneca and Wyandot.	
Carl C. Anderson, Dem.....	30,196
Miles H. McLaughlin, Rep.....	15,486
A. B. Hollenbaugh, Soc.....	1,489
E. A. Bryan, Pro.....	199
14. Counties of Ashland, Huron, Knox, Lorain, Morrow and Richland.	
William G. Sharp, Dem.....	25,287
George H. Chamberlain, Rep.....	18,459
Charles M. Zitzer, Soc.....	2,282
H. H. Mosher, Pro.....	331
15. Counties of Guernsey, Morgan, Muskingum, Noble and Washington.	
George White, Dem.....	19,723
James Joyce, Rep.....	17,674
Frank Martin, Soc.....	2,218
Leslie Hawk, Pro.....	374

16. Counties of Belmont, Carroll, Harrison, Jefferson and Monroe.	15,323
David A. Hollingworth, Rep.	15,323
W. B. Francis, Dem.	2,325
Robert J. Murray, Soc.	406
Abel J. Crawford, Pro.	25,875
17. Counties of Coshocton, Holmes, Licking, Tuscarawas and Wayne.	14,964
W. A. Ashbrook, Dem.	2,538
A. B. Critchfield, Rep.	269
Edward Schmidt, Soc.	18,297
John H. Dickerson, Pro.	20,617
18. Counties of Columbiana, Mahoning and Stark.	23,567
James Kennedy, Rep.	23,567
John J. Whitacre, Dem.	2,968
Thomas Williams, Soc.	1,462
19. Counties of Ashtabula, Geauga, Portage, Summit and Trumbull.	13,290
W. Aubrey Thomas, Rep.	19,255
Eliaworth R. Battrick, Dem.	3,720
Paul G. Miller, Soc.	572
A. M. Bird, Pro.	20,619
20. Counties of Cuyahoga (part), Lake and Medina.	20,619
Paul Howland, Rep.	20,619
William Gordon, Dem.	2,847
John G. Willert, Soc.	181
Charles Bartlett, Pro.	18,091
21. Part of the county of Cuyahoga.	16,716
Robert Buckley, Dem.	2,649
James H. Cassidy, Rep.	124
Karl A. Cheyney, Soc.	15
J. Walter Malone, Pro.	49

LEGISLATURE.

Republicans	15	49	64
Democrats	19	70	89

Senate. House. J. B.

STATE OFFICERS.

Governor—Judson Harmon, Dem.
 Lieutenant-Governor—Hugh L. Nichols, Dem.
 Secretary of State—Charles H. Graves, Dem.
 Auditor—Edward M. Fullington, Rep.
 Treasurer—David J. Creamer, Dem.
 Attorney-General—Timothy S. Hogan, Dem.

OKLAHOMA (Population in 1910, 1,657,155).

Population in 1910.	GOVERNOR, 1910—(PRES. 1908—)				
	Dem.	Rep.	Soc.	Pro.	Dem.
10535 Adair	753	693	26	9	825
18138 Alfalfa	1288	1883	257	113.	1459
13808 Atoka	1005	630	198	10.	794
15631 Beaver	959	1204	213	55.	1212
19639 Beckham	1524	626	67.	1807	1862
17840 Blaine	1286	1484	283	73.	1817
29854 Bryan	2234	948	547	29.	2215
35685 Caddo	2623	2734	564	65.	2964
25501 Canadian	1941	2144	257	61.	2124
25358 Carter	2116	899	432	29.	2181
16778 Cherokee	1201	1208	72	12.	913
21862 Choctaw	1202	764	531	48.	1068
4533 Cimarron	477	412	68	12.	449
18843 Cleveland	1423	945	307	43.	1457
15817 Coal	1149	610	373	25.	936
41483 Comanche	1611	1910	288	46.	8481
17404 Craig	3221	2381	623	110.	1578
26223 Creek	1584	1234	61	21.	1417
25231 Custer	1817	1765	359	68.	1721
11469 Delaware	924	705	67	9.	974
14132 Dewey	983	1108	570	46.	1075
15375 Ellis	1085	1417	341	38.	1260
33950 Garfield	2343	3496	318	80.	2618
26545 Garvin	2055	359	353	32.	2391
80909 Grady	2506	1287	454	63.	2280
18769 Grant	1643	1884	449	67.	1896
16449 Greer	1409	414	329	46.	2149
11328 Harmon	852	174	146	19.	—
6189 Harper	701	810	156	21.	746
18875 Haskell	1471	1176	277	22.	1401
24040 Hughes	1715	1204	413	29.	1649
23737 Jackson	2068	613	346	60.	1905
17430 Jefferson	1460	543	422	36.	1435
16734 Johnson	1314	641	409	21.	1274
26399 Kay	2440	2655	165	63.	2511
18395 Kingfisher	1339	1401	298	50.	1541
27526 Kiowa	1414	1054	296	21.	2354
11321 Latimer	1843	1529	215	14.	720
29127 Le Flore	690	527	189	10.	1872
34779 Lincoln	2298	2662	645	138.	3030
81740 Logan	1300	2761	180	77.	2183

Population.	Cruce.	McNeal.	Cumbe.	Rauch.	Bryan.	Taft.
10236 Love	815	803	200	18.	835	413
16248 Major	1292	671	621	23.	877	1446
11019 Marshall	1130	650	170	7.	842	406
13366 Mayes	1266	1049	139	13.	1184	1161
15659 McClain	770	1379	461	45.	1234	7-0
20881 McCurtain	845	989	601	25.	565	483
20961 McIntosh	1274	1137	47	14.	1236	1606
12744 Murray	989	445	478	20.	1111	574
62743 Muskogee	3241	2367	164	36.	2793	3592
14945 Noble	1238	1447	183	20.	1364	1476
14223 Nowata	1077	1070	81	24.	923	1086
19985 Okfuskee	657	749	398	33.	872	297
63232 Oklahoma	6140	5051	375	160.	4676	5400
21115 Okmulgee	1183	1245	324	34.	1103	1400
20101 Osage	1872	1651	186	15.	1584	1538
15713 Ottawa	1410	1274	100	23.	1297	1174
17332 Pawnee	1699	1834	503	87.	1500	1556
23735 Payne	1394	1495	313	60.	1380	2244
47650 Pittsburg	2901	2049	608	60.	2893	2735
24331 Pontotoc	1893	711	543	30.	1841	800
43356 Pottawatomie	2834	2431	726	96.	3561	2609
10118 Pottawtaha	691	635	234	5.	625	484
12861 Roger Mills	1014	673	421	57.	1168	839
17736 Rogers	1638	1195	174	36.	1599	1189
13964 Rowles	1264	1041	339	25.	1445	1161
25445 Sequoyah	1506	1238	79	12.	1648	2037
22232 Stephens	1862	819	686	35.	1761	725
Swanson	525	323	219	19.	—	—
14249 Texas	1143	1130	286	47.	1470	1315
18650 Tillman	1758	735	166	28.	1661	732
34985 Tulsa	2594	2193	326	35.	2292	2150
22086 Wagoner	1182	828	165	6.	1151	2107
17484 Washington	1517	1484	194	27.	1409	1528
25034 Washita	1723	1081	404	67.	1867	1118
17567 Woods	1327	1510	548	64.	1421	1557
16302 Woodward	1200	1524	381	39.	1308	1614
Total	12018	98527	24707	3214.	122963	110474
Plurality	20931				11848	
Per cent.	48.54	40.19	9.98	1.29.	47.92	43.28
Total vote	247666				254553	

For president in 1908, Debs, Soc., received 21,734; Higen, Ind., 245; Watson, Peo., 412.

FOR REPRESENTATIVES IN CONGRESS, 1910.

- Counties of Grant, Kay, Garfield, Noble, Pawnee, Kingfisher, Logan, Payne, Lincoln and the Osage and Kansas Indian reservations.
 Bird S. McGuire, Rep. 20,301
 Neill E. McNeill, Dem. 18,415
 W. L. Reynolds, Soc. 2,522
- Counties of Oklahoma, Canadian, Blaine, Caddo, Custer, Dewey, Day, Woods, Woodward and Beaver.
 Dick T. Morgan, Rep. 25,134
 Elmer L. Fulton, Dem. 24,062
 H. D. Bryant, Soc. 5,382
- The territory constituting the Cherokee, Creek and Seminole nations and the Indian reservations lying northeast of the Cherokee nation within the state, excepting that part of the recording district numbered 12 which is in the Cherokee and Creek nations
 C. E. Cregar, Rep. 21,767
 James S. Davenport, Dem. 25,312
 G. M. Snider, Soc. 2,932
- The territory constituting the Choctaw nation, that part of recording district numbered 12 in the Cherokee and Creek nations, that part of recording district numbered 25 in the Chickasaw nation and the territory comprising recording districts numbered 16, 21, 22 and 26 in the Indian Territory.
 Charles D. Carter, Dem. 21,959
 Charles M. Campbell, Rep. 11,979
 J. W. Gilmore, Soc. 5,574
- Counties of Greer, Roger Mills, Kiowa, Washita, Comanche, Cleveland and Pottawatomie and the recording districts numbered 17, 18, 19 and 20 in the Chickasaw nation, Indian Territory.
 Scott Ferris, Dem. 28,600
 J. H. Franklin, Rep. 13,425
 H. H. Stallard, Soc. 6,539

LEGISLATURE.

Republicans	6	26	32
Democrats	18	83	101

Senate. House. J. B.

STATE OFFICERS.

Governor—Lee Cruce, Dem.
 Lieutenant-Governor—J. J. McAlester, Dem.
 Secretary—Ben F. Harrison, Dem.
 Auditor—Leo Meyer, Dem.
 Attorney-General—Charles West, Dem.
 Treasurer—Robert Dunlop, Dem.
 Supt. Public Instruction—R. H. Wilson, Dem.
 Examiner and Inspector—Ed. Boyle, Dem.
 Commissioner Labor—Charles Daugherty, Dem.
 Commissioner Charities—Kate Barnard, Dem.
 Corporation Commissioner—G. A. Henshaw, Dem.

OREGON (Population in 1910, 672,765).

COUNTIES.		GOVERNOR, 1910				PRES. 1908			
Population in 1910	(34)	Rep. Dem.		Pro. Est.		Rep. Dem.		Taft Bryan	
		Bowerman	West	Richards	Paton	Taft	Bryan	Berry	Bray
13076	Baker	1440	1705	293	193.	1688	1586		
10963	Benton	784	1162	58	121.	1183	773		
25331	Clackamas	1026	1025	316	265.	2776	1898		
10396	Clatsop	914	1436	175	50.	1432	658		
10396	Columbia	926	647	225	90.	1242	454		
17859	Coos	1449	1346	574	149.	1850	894		
9315	Crook	764	899	121	52.	915	543		
2044	Curry	176	294	32	12.	263	148		
19674	Douglas	1868	1913	396	162.	2062	1359		
3701	Gilliam	440	361	18	10.	470	242		
5607	Grant	523	562	90	26.	748	433		
4059	Harney	475	517	75	21.	450	528		
8016	Hood River	565	449	64	72.	767	359		
25756	Jackson	1256	2456	478	233.	2032	1537		
8567	Josephine	577	821	217	102.	967	732		
8534	Klamath	799	867	164	80.	634	427		
4658	Lake	484	367	58	43.	465	239		
33783	Lane	2725	2602	504	386.	3313	2174		
5587	Lincoln	463	620	190	35.	595	282		
22862	Linn	1675	2502	297	204.	2202	1813		
8601	Malheur	728	741	90	95.	800	543		
38780	Marion	2795	3751	397	524.	3788	2239		
4357	Morrow	574	310	73	42.	680	272		
226261	Multnomah	13498	14736	1885	1460.	17319	9850		
15469	Polk	1083	1577	148	155.	1456	1113		
10023	Sherman	383	295	40	21.	437	252		
6786	Tillamook	499	590	124	80.	641	253		
20399	Umatilla	2422	1905	205	222.	2328	1568		
16191	Union	1197	1265	241	275.	1610	1191		
8364	Wallowa	647	731	134	93.	905	506		
16336	Wasco	1058	1021	159	124.	1309	764		
21522	Washington	1855	1506	153	270.	2319	1153		
2484	Wheeler	321	248	9	8.	418	326		
18286	Yamhill	1384	1526	186	371.	1980	1246		
Total		45751	54853	8059	6027.	62530	38049		
Plurality		6102				24481			
Per cent.		41.42	46.31	6.85	5.12.	56.39	34.31		
Total vote		117690				110889			

For president in 1908, Chafin, Pro., received 2,862 votes; Debs, Soc., 7,239, and Hisgen, Ind., 283.

FOR REPRESENTATIVES IN CONGRESS, 1910.

- The counties of Benton, Clackamas, Coos, Curry, Douglas, Jackson, Josephine, Klamath, Lake, Lane, Linn, Marion, Polk, Tillamook, Washington and Yamhill.
 - Willis C. Hawley, Rep., 26,256
 - R. G. Smith, Dem., 13,232
 - C. W. Sherman, Soc., 4,981
 - W. P. Elmore, Pro., 4,586
- The counties of Baker, Clatsop, Columbia, Crook, Gilliam, Grant, Harney, Malheur, Morrow, Multnomah, Sherman, Umatilla, Union, Wallowa and Wasco.
 - A. W. Rafferty, Rep., 30,642
 - John Manning, Dem., 19,477
 - W. A. Crawford, Soc., 5,853
 - George B. Pratt, Soc., 3,524

LEGISLATURE.

	Senate.	House.	J. B.
Republicans	26	57	83
Democrats	3	2	5
Independents	1	1	2

STATE OFFICERS.

Governor—Oswald West, Dem.
 Secretary of State—Ben W. Olcott, Rep.
 Treasurer—T. H. Kay, Rep.
 Attorney-General—A. M. Crawford, Rep.
 State Printer—Willis S. Duniway, Rep.
 Supt of Public Instruction—J. H. Ackerman, Rep.

PENNSYLVANIA (Population in 1910, 7,665,111).

Population in 1910	(67)	COUNTIES.				GOVERNOR 1910				PRES. 1908			
		Rep. Dem.	Soc.	Pro.	Est.	Rep. Dem.	Soc.	Pro.	Est.	Rep. Dem.	Soc.	Pro.	Est.
94319	Adams	2017	2221	41	1818	3685	4034						
1018463	Allgeheyny	47317	4560	9658	38208	74060	35655						
67880	Armstrong	3673	550	190	3496	6110	3212						
78353	Bever	3510	447	1450	4687	7008	4200						
38879	Bedford	2355	402	205	2234	4734	3196						
182222	Berks	5354	7965	4267	7243	15642	17381						
108358	Blair	4230	1074	689	6716	10553	4981						
54596	Bradford	3235	526	124	4063	7047	3753						
76730	Bucks	6234	604	231	1658	9409	7233						
72639	Butler	2726	813	156	3414	6584	4688						
166131	Cambria	5829	1259	554	7171	12325	7979						
7644	Cameron	576	148	35	484	1110	533						
52846	Carbon	2006	2004	333	3246	4486	3890						
43424	Center	2199	911	171	2701	4927	3998						
109213	Chester	5488	1449	191	8028	13118	6555						
36638	Clarion	1183	1174	169	1969	2915	3291						
93768	Clearfield	2755	1043	1307	5065	7726	5654						
31545	Clinton	1201	656	1065	1429	3477	2547						
45832	Columbia	1335	526	124	3063	3718	2533						
61685	Crawford	4000	1229	630	4540	7679	5083						
54479	Cumberland	3558	1096	154	4678	6261	5403						
136152	Dauphin	9197	1110	918	9659	15637	7546						
117906	Delaware	7158	993	214	8442	15184	5727						
35871	Elk	1096	177	304	1235	2991	2531						
115517	Erie	5823	2515	986	2120	10823	6173						
167449	Fayette	7042	2032	1415	4130	10222	8220						
9485	Forest	511	194	89	431	1119	512						
58775	Franklin	3373	1239	111	4300	6938	4682						
17033	Fulton	622	608	11	308	974	1094						
49413	Germantown	3237	1401	1320	527	2433	3793						
38389	Huntingdon	1588	240	76	2639	4503	3917						
66210	Indiana	2719	407	207	2735	6416	1965						
63090	Jefferson	2814	562	465	2466	5652	2986						
15013	Juniata	656	295	15	1348	1765	1414						
238570	Lackawanna	11020	5300	676	8307	18590	15451						
167029	Lancaster	12874	2132	284	8551	23253	8109						
70032	Lawrence	2357	243	851	3327	5550	2656						
55655	Lebanon	3503	586	220	4638	6874	2838						
118832	Lehigh	5883	6944	1301	8809	11593	11285						
643196	Luzerne	12359	3444	1034	13925	24594	17379						
32977	Mercer	2775	121	187	2433	3718	2533						
47838	McKean	459	263	314	1073	1917	1444						
77689	Mercer	3301	804	587	4824	6497	5473						
27785	Mifflin	871	436	308	1890	2902	1799						
22941	Monroe	628	1511	14	973	1454	3004						
165690	Montgomery	8843	5399	618	10395	19088	11899						
14868	Montour	415	499	37	1038	1164	1490						
127667	Northampton	5328	5438	337	4093	10657	11365						
114120	Northumberland	3150	2048	3600	5185	10439	8190						
24186	Perry	1524	705	80	1677	3239	2134						
1549008	Philadelphia	130465	16474	6186	83237	152623	75317						
8033	Pike	491	392	14	1197	715	1069						
29729	Pott	1112	892	141	2137	3333	2617						
207854	Schuylkill	6880	5563	2644	8844	18753	15481						
16800	Snyder	1020	215	64	1129	2481	1081						
67717	Somerset	2753	504	420	1843	6178	2246						
11293	Sullivan	629	468	39	456	1119	1076						
37746	Susquehanna	2228	663	23	1932	4999	3230						
42829	Tioga	5204	480	50	2920	6947	2321						
16249	Union	1113	279	18	1659	2547	1154						
56359	Venango	2417	687	1861	2685	4815	2815						
36573	Warren	1830	512	277	1785	4627	2084						
14330	Washington	7437	737	81	8119	11439	7018						

3. Philadelphia county (part). J. Hampton Moore, Rep.....	23,726
James G. Ramsdell, Key.....	7,030
William A. Hayes, Dem.....	2,712
Felix Heinzl, Soc.....	791
4. Philadelphia county (part). Reuben C. Moon, Rep.....	16,223
William C. Mitchell, Dem.....	2,459
Joseph Doerr, Soc.....	1,049
Albert W. Sanson, William Penn.....	2,526
5. Philadelphia county (part). W. W. Foulkrod, Rep.....	18,016
Michael Donohue, Dem.....	19,209
Martin McCue, Soc.....	2,328
6. Philadelphia county (part). George D. McCreary, Rep.....	25,747
William A. Carr, Dem.....	4,319
George A. Murr, Soc.....	1,171
Frank H. Hawkins, Key.....	23,672
7. Chester and Delaware counties. Thomas S. Butler, Rep.....	16,490
Eugene C. Bonniwell, Dem.....	14,498
8. Bucks and Montgomery counties. Irving P. Wanger, Rep.....	19,106
R. E. Defenderfer, Dem.....	19,683
9. Lancaster county. William W. Grist, Rep.....	14,718
James G. McSparran, Dem.....	3,120
10. Lackawanna county. John R. Farr, Rep.....	13,457
P. F. Calpin, Dem.....	11,240
Howard J. Force, Pro.....	1,306
11. Luzerne county. Charles O. Bowman, Rep.....	14,384
George R. McLean, Dem.....	13,834
Charles F. Quinn, Soc.....	2,079
12. Schuylkill county. Robert D. Heaton, Rep.....	9,441
Robert E. Lee, Dem.....	9,492
C. F. Foley, Soc.....	4,739
13. Berks and Lehigh counties. John H. Rothermel, Dem.....	19,680
John K. Hahn, Rep.....	12,939
Calch Harrison, Soc.....	6,209
14. Bradford, Susquehanna, Wayne and Wyoming counties. Charles C. Pratt, Rep.....	9,481
George W. Kipp, Dem.....	10,276
15. Tioga, Potter, Lycoming and Clinton counties. William B. Wilson, Dem.....	13,624
Clarence L. Peaslee, Rep.....	10,588
Stephen Soars, Pro.....	1,139
Clarence C. Ricker, Soc.....	2,004
16. Northumberland, Montour, Columbia and Sullivan counties. John G. McHenry, Dem.....	12,578
Jacob W. Renn, Soc.....	3,813
T. C. Harter, Key.....	6,366
17. Perry, Juniata, Mifflin, Huntingdon, Fulton, Franklin, Snyder and Union counties. Benjamin K. Focht, Rep.....	14,473
J. Murray Africa, Dem.....	11,651
J. Emory West, Pro.....	1,340
John A. Horn, Soc.....	1,006
18. Dauphin, Cumberland and Lebanon counties. Marlin E. Olmsted, Rep.....	21,221
W. Jonathan Klefer, Dem.....	11,656
19. Blair, Cambria and Bedford counties. John M. Reynolds, Rep.....	18,133
Isalah Scheeline, Dem.....	7,669
Stewart C. Cowan, Pro.....	2,173
Anselm B. Kirsch, Soc.....	2,048
20. Adams and York counties. Daniel F. Lafean, Rep.....	19,713
Andrew R. Broderick, Dem.....	13,786
21. Cameron, Center, Clearfield and McKean counties. Charles E. Patton, Rep.....	11,856
William C. Heinle, Dem.....	6,903
George W. Fox, Soc.....	1,363
22. Westmoreland and Butler counties. J. D. McJunkin, Rep.....	12,490
Curtis H. Gregg, Dem.....	3,388
F. S. Littall, Pro.....	1,981
Robert G. Dudley, Soc.....	3,242
23. Fayette, Greene and Somerset counties. Thomas S. Crago, Rep.....	13,665
Jesse H. Wise, Dem.....	8,834

J. C. Spelcher, Pro.....	1,223
Washington Herd, Soc.....	2,036
24. Beaver, Lawrence and Washington counties. Charles Matthews, Rep.....	15,177
Henry H. Wilson, Dem.....	14,365
M. S. Marquis, Pro.....	1,523
Charles A. Collins, Soc.....	3,332
25. Erie and Crawford counties. Arthur L. Bates, Rep.....	10,668
John B. Brooks, Dem.....	9,632
Richard A. Buzza, Pro.....	1,313
George E. Allen, Soc.....	1,377
26. Carbon, Monroe, Pike and Northampton counties. A. M. Palmer, Dem.....	16,284
Robert Brown, Rep.....	8,867
Arthur M. Meaker, Pro.....	536
Edward A. Evans, Soc.....	879
27. Armstrong, Indiana, Clarion and Jefferson counties. J. N. Langham, Rep.....	13,073
John S. Shidler, Dem.....	5,451
John Houk, Pro.....	2,479
M. A. Van Horn, Soc.....	1,243
28. Mercer, Warren, Forest, Yenango and Elk counties. Peter M. Speer, Rep.....	10,922
William J. Breene, Dem.....	9,492
John E. Gill, Pro.....	3,047
John R. McKeown, Soc.....	2,163
29. Allegheny county (part). Stephen G. Porter, Rep.....	14,785
Fleming Jamieson, Dem.....	2,110
John A. McConnell, Pro.....	552
George T. McConnell, Soc.....	2,468
30. Allegheny county (part). John Dalzell, Rep.....	13,261
James A. Wakefield, Dem.....	4,208
Robert J. Black, Pro.....	7,807
W. J. Wright, Soc.....	2,942
31. Allegheny county (part). J. Francis Burke, Rep.....	12,996
John J. Thorpe, Dem.....	5,798
John Connor, Soc.....	1,164
32. Allegheny county (part). A. J. Barchfield, Rep.....	13,482
Herman L. Hegner, Dem.....	9,933
Valentine Rummel, Soc.....	3,152
James L. McKee, Pro.....	565

LEGISLATURE.

The legislature is republican.

STATE OFFICERS.

Governor—John K. Tener, Rep.
 Lieutenant-Governor—John M. Reynolds, Rep.
 Secretary—Henry Houck, Rep.
 Treasurer—C. F. Wright, Rep.
 Auditor—Arthur E. Sisson, Rep.
 Adjutant-General—Thomas J. Stewart, Rep.
 Attorney-General—John C. Bell, Rep.
 Superintendent Public Instruction—N. C. Schaeffer, Dem.

RHODE ISLAND (Population in 1910, 542,674).

COUNTIES.	GOV. 1911				PRES. 1908		
	Pop. in 1910	(5)	Rep.	Dem.	Soc. Pro	Rep. Dem.	
17023 Bristol.....	1351	1175	13	24	1606	899	
36573 Kent.....	2807	1939	28	79	3617	1700	
38395 Newport.....	3344	2346	59	96	3639	1949	
424417 Providence.....	2707	23687	1264	584	32037	18880	
24942 Washington.....	2760	1428	28	129	3043	1273	
Total.....	37969	30675	1332	912	43942	24706	
Plurality.....		7394			19236		
Per cent.....		53.59	43.15	1.97	1.29	60.76	34.16
Total vote.....			70848			72317	

For President in 1908, Debs, Soc., received 1,365 votes; Gilhans, Soc. Lab., 183; Hisgen, Ind., 1,105, and Chafin, Pro., 1,016.

FOR REPRESENTATIVES IN CONGRESS, 1910.

1. Counties of Bristol, Providence and Newport. William P. Sheffield, Rep.....	15,681
George F. O'Shaughnessy, Dem.....	17,532
Richard R. Maomber, Pro.....	431
Stanley Curtis, Soc.....	529
2. Counties of Kent, Providence and Washington. George H. Utter, Rep.....	18,983

Thomas F. Cooney, Dem.....	13,704
B. E. Helme, Pro.....	492
LEGISLATURE.	
Senate.....	72
House.....	105
Republicans.....	33
Democrats.....	5
Socialist.....	1

STATE OFFICERS.	
Governor—Aram J. Pothier, Rep.	
Lieutenant-Governor—Zenias W. Bliss, Rep.	
Secretary of State—J. Fred Parker, Rep.	
General Treasurer—Walter A. Read, Rep.	
Attorney-General—Herbert A. Rice, Rep.	

STATE OFFICERS. (All democrats.)	
Governor—Colo. L. Blease.	
Lieutenant-Governor—C. A. Smith.	
Secretary of State—R. M. McCown.	
Attorney-General—J. Fraser Lyon.	
Treasurer—R. H. Jennings.	

SOUTH DAKOTA (Population in 1910, 583,888).

Population in 1910	COUNTIES. (61)	Gov. 1910		PRES. '08	
		Yessey.	Wood, But. & Taft.	Dem.	Pro. Bryan.
647	Armstrong.....	—	—	—	—
6143	Aurora.....	570	813	—	686 694
1576	Beadle.....	1757	1572	133.	1776 1105
11061	Bon Homme.....	1027	1015	—	1324 1014
14178	Brookings.....	1452	413	271.	1087 588
2587	Brown.....	2749	1707	202.	2646 1172
6451	Brule.....	569	654	—	753 823
1589	Buffalo.....	97	77	3.	105 69
4293	Butte.....	689	501	19.	1636 915
5244	Campbell.....	456	69	40.	627 175
14889	Charles Mix.....	1448	1326	36.	1863 1391
10901	Clark.....	903	471	85.	1234 557
8711	Clay.....	956	755	62.	1291 803
14082	Codington.....	1461	762	62.	1618 831
2929	Corson.....	499	127	11.	—
4453	Custer.....	445	394	14.	487 428
11625	Davison.....	1278	1070	108.	1276 1081
14372	Day.....	1413	611	—	1616 813
7778	Deuel.....	821	189	136.	1022 425
1145	Dewey.....	—	—	—	—
6400	Douglas.....	628	610	9.	836 647
7654	Edmunds.....	717	745	61.	726 658
7763	Fair River.....	744	643	—	726 496
6716	Faulk.....	927	890	88.	835 421
10303	Grant.....	984	894	80.	1122 623
13061	Gregory.....	1468	740	33.	1550 1206
7470	Haskell.....	1358	285	65.	1085 434
7870	Hand.....	829	627	280.	851 655
6237	Hanson.....	614	640	43.	668 330
4228	Harding.....	682	232	25.	—
6271	Hughes.....	766	309	28.	795 349
12319	Hutchinson.....	623	737	40.	1507 619
3307	Hyde.....	453	205	38.	455 212
5120	Jerauld.....	632	357	81.	582 403
12360	Kingsbury.....	1325	635	174.	1537 739
10711	Lake.....	1128	919	36.	1415 636
19034	Lawrence.....	2443	1455	56.	2735 1564
12712	Lincoln.....	1388	431	8.	188 639
10848	Lyman.....	1215	940	60.	1324 1183
8021	Marshall.....	707	194	124.	874 463
9589	McCook.....	1054	840	81.	1209 826
6791	McPherson.....	1214	124	29.	785 157
12640	Meade.....	1274	1008	77.	953 792
7661	Miner.....	775	776	41.	906 720
29631	Minnehaha.....	2734	2360	194.	4125 1948
8045	Moody.....	630	415	67.	1275 623
12453	Fennington.....	1462	1253	174.	1702 1160
11848	Perkins.....	2119	633	132.	—
4468	Potter.....	544	288	33.	614 400
14897	Roberts.....	1341	594	99.	1562 777
6007	Sandborn.....	714	331	106.	847 513
293	Schnasse.....	—	—	—	—
15081	Spink.....	1599	563	147.	1847 1121
14973	Stanley.....	2004	1349	25.	2313 1598
252	Sterling.....	—	—	—	—
2462	Sully.....	—	—	—	368 154
8325	Tripp.....	—	—	—	—
12840	Turner.....	1067	750	108.	1702 793
13078	Union.....	1207	820	65.	1382 1009
6188	Wakarusa.....	799	267	41.	825 351
13135	Yankton.....	1173	1030	45.	1644 1118
Total.....		61744	37985	4506.	67536 40226
Plurality.....		23769	—	—	2740 —
Percent.....		57.34	35.40	5.88.	57.95 35.11
Total vote.....		10331	—	—	114705 —

For governor in 1910, Opsahl, Soc., received 1,419 votes.

For president in 1908, Chafin, Pro, received 4,039 votes; Debs, Soc., 2,346; Hilsen, Ind., 85.

FOR REPRESENTATIVES IN CONGRESS, 1910.	
Charles H. Burke,* Rep.....	64,777
W. W. Murtin,* Rep.....	64,272
W. W. Soule, Dem.....	32,655
J. E. Kelly, Dem.....	32,329
W. L. Edzar, Pro.....	4,124
Kauts Lewis, Pro.....	4,140
*Elected.	

SOUTH CAROLINA (Population in 1910, 1,515,400).

Population in 1910	COUNTIES.	Gov. 1910		PRESIDENT 1908	
		Dem.	Soc. Dem.	Rep.	Soc. Ind.
34904	Abbeville.....	394	—	9	—
41849	Alken.....	1028	1481	48	—
69568	Anderson.....	802	1900	58	3
18544	Bamberg.....	390	2069	33	—
34209	Barnwell.....	673	848	88	—
80355	Beaufort.....	349	1407	272	—
23487	Berkeley.....	253	523	235	2
10634	Calhoun.....	302	639	54	—
88340	Charleston.....	1474	26.	608	347 26 7
28179	Cherokee.....	630	1814	66	—
24225	Chester.....	474	1506	37	—
26301	Chesterfield.....	712	1368	47	—
32188	Clarendon.....	556	1458	62	—
35830	Colleton.....	440	1091	91	—
36027	Darlington.....	349	1399	21	—
22615	Dillon.....	314	314	103	—
17801	Dorchester.....	836	1279	103	5
28281	Edgefield.....	621	1097	8	—
2322	Fairfield.....	323	830	12	2
3587	Florence.....	508	1490	28	7
22270	Georgetown.....	422	544	108	1
68377	Greenville.....	2069	18.	2774	176 28 7
84225	Greenwood.....	562	1765	18	10
25126	Hampton.....	667	1138	—	—
20895	Horry.....	1394	1247	56	—
27004	Kershaw.....	305	922	45	—
20630	Lancaster.....	733	1729	58	1 2
41530	Laurens.....	1000	2160	61	1
15318	Lee.....	322	963	58	1
88340	Lexington.....	1148	13.	2508	12 3
20506	Marion.....	449	2007	91	—
31189	Marlboro.....	217	916	16	—
34386	Newberry.....	627	1681	44	1
27337	Oconee.....	325	1126	172	2
55833	Orangeburg.....	1539	4.	2087	405 —
25422	Pickens.....	502	1241	56	—
55143	Richland.....	526	8.	1750	236 18 3
20943	Saluda.....	716	—	1385	8 1
83465	Spartanburg.....	2254	—	4162	28 5
38472	Sumter.....	613	—	1223	173 —
23011	Union.....	913	—	1389	49 —
37626	Williamsburg.....	500	—	1550	180 —
47718	York.....	543	—	1606	29 —
Total.....		30739	70.	62900	3965 100 42
Plurality.....		30639	—	68325	—
Percent.....		99.77	23.	93.82	5.97 15 06
Total vote.....		30809	—	66393	—

FOR REPRESENTATIVES IN CONGRESS, 1910.

1. Berkeley, Charleston, Clarendon, Colleton and Dorchester counties.....	3,442
George S. Legare, Dem.....	3,442
A. P. Prioleau, Rep.....	59
2. Alken, Bamberg, Beaufort, Barnwell, Edgefield and Hampton counties.....	4,392
James F. Byrnes, Dem.....	4,392
3. Abbeville, Anderson, Greenwood, Newberry, Oconee and Pickens counties.....	2,589
Wyatt Aiken, Dem.....	2,589
4. Greenville, Laurens, Spartanburg and Union counties.....	7,616
J. T. Johnson, Dem.....	7,616
Thomas Brier, Rep.....	81
5. Cherokee, Chester, Chesterfield, Fairfield, Kershaw, Lancaster and York counties.....	3,470
D. E. Finley, Dem.....	3,470
6. Georgetown, Florence, Horry, Marion, Marlboro, Darlington and Williamsburg counties.....	3,734
J. E. Ellerbee, Dem.....	3,734
7. Lee, Lexington, Orangeburg, Richland, Sumter and Calhoun counties.....	4,762
A. F. Lever, Dem.....	4,762
R. H. Richardson, Rep.....	214
The legislature is democratic.	

LEGISLATURE.

Senate, House, J. B.

Republicans.....	34	99	133
Democrats.....	11	5	16

STATE OFFICERS.

Governor—R. S. Vessey, Rep.
 Lieutenant-Governor—Frank M. Byrne, Rep.
 Secretary of State—S. C. Polley, Rep.
 Treasurer—George G. Johnson, Rep.
 Attorney-General—Royal C. Johnson, Rep.

TENNESSEE (Population in 1910, 2,184,789).

COUNTIES. (GOVERNOR 1910.—PRES. 1908.)

Population in 1910.	(96)	Rep.	Ind.	Dem.	Dem. Rep.	Pro-Soc.
		Hooper.	McCallen.	Taylor.	Bryan.	Taft.
1717 Anderson.....	1713	17	637	665	2030	
22667 Bedford.....	2069	3	1906	1969	7451	
12452 Benton.....	1231	3	902	1221	860	
6329 Bledsoe.....	753	—	401	235	435	
20809 Blount.....	2213	1	851	847	2568	
16336 Bradley.....	1104	7	588	520	1063	
27387 Campbell.....	1451	14	542	638	1806	
10825 Cannon.....	581	3	1074	904	672	
23571 Carroll.....	2431	42	1537	1592	2240	
19338 Carter.....	2033	—	609	459	3152	
10540 Cheatham.....	574	—	1175	1206	526	
9090 Chester.....	504	—	12	585	704	580
23504 Claiborne.....	902	5	308	979	1644	
9009 Clay.....	565	7	506	764	634	
19339 Cocke.....	1834	2	715	688	1752	
15625 Coffee.....	1103	10	1200	1654	656	
10766 Crockett.....	1845	4	1123	1226	1205	
9327 Cumberland.....	997	12	440	480	1010	
149478 Davidson.....	6185	179	8337	8309	2721	
10083 Decatur.....	974	—	1287	1245	1056	
13224 De Kalb.....	1589	2	463	523	1494	
19355 Dickson.....	1179	29	1767	1499	904	
27721 Dyer.....	1074	30	1340	1786	672	
30257 Fayette.....	349	—	1032	1849	4	
7446 Fentress.....	627	15	226	332	894	
20491 Franklin.....	1032	14	1994	2168	716	
10300 Gibson.....	2344	7	2020	3173	1369	
32629 Giles.....	2034	2	3161	3042	1569	
13888 Grainger.....	1385	10	670	673	1311	
13083 Greene.....	2962	—	1574	1886	2027	
8332 Grundy.....	439	83	463	535	1035	
13650 Hamblen.....	1169	10	674	821	943	
82347 Hancock.....	4233	113	4905	4583	4331	
10778 Hamilton.....	1013	—	435	370	1336	
23011 Hardeman.....	953	10	1288	1570	557	
17521 Hardin.....	1310	8	655	720	1142	
23587 Hawkins.....	1706	19	892	1152	1633	
25910 Haywood.....	239	22	1154	1215	189	
17090 Henderson.....	1430	10	605	912	1208	
25454 Henry.....	1790	21	1836	2382	1069	
16327 Hickman.....	874	—	1439	1285	1035	
16508 Houston.....	397	41	433	665	288	
13038 Humphreys.....	760	14	1225	1301	679	
15096 Jackson.....	1126	—	1166	1404	966	
5210 James.....	521	—	174	217	608	
17755 Jefferson.....	1909	1	579	677	2096	
13191 Johnson.....	1729	9	229	232	2148	
94187 Knox.....	6579	97	4073	4004	5008	
8704 Lake.....	160	1	224	464	178	
21105 Lauderdale.....	727	14	987	1315	519	
17569 Lawrence.....	1496	20	1424	1591	1726	
8332 Lewis.....	351	—	463	535	334	
23308 Lincoln.....	1569	5	2254	2311	632	
13612 Loudon.....	878	5	405	444	1066	
14569 Macon.....	1333	6	749	684	1504	
21046 McMinn.....	1401	13	675	726	1326	
16356 McNairy.....	1311	11	1301	1057	1300	
33857 Madison.....	1953	54	2003	2417	1358	
18829 Marion.....	1052	25	849	842	1074	
16872 Marshall.....	1247	6	1471	1547	443	
40456 Maury.....	1920	6	2214	2304	627	
6121 Meigs.....	576	2	439	539	457	
20716 Monroe.....	1633	5	1215	1406	1820	
33672 Montgomery.....	1210	49	1576	2063	1943	
4300 Moore.....	276	—	636	678	103	
11458 Morgan.....	1020	7	450	496	1236	
29246 Obion.....	1335	43	1687	2258	711	
15854 Overton.....	1232	37	819	1401	1008	
8815 Perry.....	685	—	602	756	678	
5887 Pickett.....	490	—	256	391	517	
14116 Polk.....	1894	—	675	747	1175	
20022 Putnam.....	1021	5	1357	1591	1419	
15410 Rhea.....	1170	10	637	889	1024	
22930 Roane.....	1471	33	606	644	1534	
25496 Robertson.....	1203	21	1499	2418	756	
31319 Rutherford.....	2237	6	2036	2764	1226	
12947 Scott.....	1439	18	243	190	1932	
4202 Sequatchie.....	281	4	390	334	219	
22236 Sevier.....	2772	—	234	291	3130	
191489 Shelby.....	2425	125	770	741	3039	
18548 Smith.....	1353	—	1011	1038	1056	
14600 Stewart.....	541	99	1307	1475	715	

Population	Hooper.	McCallen.	Taylor	Bryan	Taft
23120 Sullivan.....	1836	—	1936	2393	1836
23621 Sumner.....	1493	14	2170	2343	633
20450 Tipton.....	1492	4	1282	1632	1041
5674 Trousdale.....	372	—	477	476	198
7201 Unicoi.....	683	—	117	67	850
11414 Union.....	1308	6	550	496	1685
2784 Van Buren.....	190	3	288	329	176
16534 Warren.....	1155	36	1451	1587	738
28968 Washington.....	2283	3	1343	1580	2367
12062 Wayne.....	1170	—	498	451	1416
31929 Weakley.....	2300	18	2095	2976	1812
15420 White.....	914	58	1312	1673	835
24213 Williamson.....	1488	9	2381	1629	905
25384 Wilson.....	1705	—	1776	2212	902
Total.....	134082	1704	121591	135608	118324
Plurality.....	12491	—	17300	—	—
Per cent.....	63.00	.66	47.25	52.65	45.95
Total vote.....	257377	257377	257377	257377	257377

For president in 1910, Debs, Soc., received 1,870 votes; Watson, Peo., 1,081; Hisgen, Ind., 332, and Chafin, Pro., 330.

FOR REPRESENTATIVES IN CONGRESS, 1910.

- The counties of Carter, Claiborne, Cocke, Grainger, Greene, Hamblen, Hancock, Hawkins, Johnson, Sullivan, Unicoi and Washington.....20,955
- Sam R. Sells, Rep.....
- C. H. Lyle, Dem.....7,380
- The counties of Anderson, Blount, Campbell, Jefferson, Knox, Loudon, Morgan, Roane, Scott, Sevier and Union.....15,299
- R. W. Austin, Rep.....12,163
- W. W. Hale, Dem.....
- The counties of Bledsoe, Bradley, Franklin, Grundy, Hamilton, James, McMinn, Marion, Meigs, Monroe, Polk, Sequatchie, Van Buren, Warren and White.....12,944
- John A. Moon, Dem.....
- Charles R. Evans, Rep.....
- The counties of Clay, Cumberland, Fentress, Jackson, Macon, Overton, Pickett, Putnam, Rhea, Smith, Sumner, Trousdale and Wilson.....19,239
- Cordell Hnl, Dem.....
- J. T. Odum, Dem.....5,169
- The counties of Bedford, Coffee, Cannon, De Kalb, Lincoln, Marshall, Moore and Rutherford.....16,697
- W. C. Houston, Dem.....
- N. Bartlett, Soc.....170
- The counties of Cheatham, Davidson, Houston, Humphreys, Montgomery, Robertson and Stewart.....16,764
- Joseph W. Byrns, Dem.....
- W. H. Jackson, Soc.....2,502
- The counties of Dickson, Giles, Hickman, Lawrence, Lewis, Maury, Wayne and Williamson.....21,299
- L. P. Padgett, Dem.....
- Dan McCord, Ind.....453
- The counties of Benton, Carroll, Chester, De Kalb, Hardin, Henderson, Henry, Madison, McNairy and Perry.....13,764
- W. T. Sims, Dem.....
- S. E. Murray, Rep.....9,830
- The counties of Crockett, Dyer, Gibson, Haywood, Lake, Lauderdale, Obion and Weakley.....15,000
- F. J. Garrett, Dem.....
- J. W. Brown, Rep.....1,406
- The counties of Fayette, Hardeman, Shelby and Tipton.....14,862
- George W. Gordon, Dem.....
- T. H. Haines, Soc.....844

LEGISLATURE. Senate House. J. B.

Democrats.....	25	73	98
Republicans.....	8	26	34

STATE OFFICERS.

Governor—Ben W. Hooper, Ind. Rep.
 Secretary—H. W. Goodloe, Dem.
 Treasurer—C. F. Taylor, Rep.
 Comptroller—Frank Dibrell, Dem.
 Adjutant-General—Frank Maloney, Rep.
 Attorney-General—Charles T. Cates, Dem.
 Commissioner of Agriculture—T. F. Peck, Rep.

TEXAS (Population in 1910, 3,896,548).

COUNTIES (GOV. 1910.—PRESIDENT 1908.)

Population in 1910.	Dem.	Rep.	Dem.	Rep.	Pro-Soc.	
	Colquitt.	Terrill.	Bryan.	Garf.	Chafin.	Debs
29650 Anderson.....	1429	189	1601	697	8	28
975 Andrews.....	98	—	—	—	—	—
17705 Angelina.....	1182	92	1089	197	—	55
2106 Aransas.....	133	16	193	33	1	—
6205 Archer.....	329	24	331	63	8	1

Population.	Colquitt.	Terrill.	Bryan	Taft	Chas'n.	Deb.	Population.	Colquitt.	Terrill.	Bryan	Taft	Chas'n.	Deb.
2882 Armstrong.....	186	9	252	32	9	2	115638 Harris.....	6362	4491	5074	1722	42	167
10004 Atascosa.....	576	79	614	142	10	11	37243 Harrison.....	781	66	2161	289	13	9
17639 Austin.....	1186	169	1394	572	—	3	1298 Hartley.....	95	3	150	30	—	1
4321 Bailey.....	—	—	—	—	—	—	16249 Haskell.....	1006	64	1245	145	10	100
3123 Bander.....	409	231	449	282	3	23	15518 Hays.....	565	31	872	133	8	13
23544 Bastrop.....	896	304	1255	524	2	34	3170 Hemphill.....	261	92	172	77	8	9
8400 Baylor.....	587	19	537	2	2	34	20151 Henderson.....	952	120	1143	255	—	101
12845 Bell.....	632	62	533	137	2	24	37264 Hockley.....	822	64	554	—	—	—
49186 Bell.....	1633	78	3067	430	14	49	46760 Hill.....	1879	92	3831	414	25	14
119176 Bexar.....	5478	1128	3894	5368	22	101	137 Hockley.....	—	—	—	—	—	—
4311 Blanco.....	522	130	438	259	5	—	10008 Hood.....	617	87	945	162	11	33
1386 Borden.....	114	2	135	5	2	11	31038 Hopkins.....	1855	131	2184	271	15	124
19013 Bosque.....	962	73	1334	208	5	28	23564 Houston.....	974	96	1310	493	1	29
4827 Bowle.....	1322	140	1676	705	5	116	8881 Howard.....	454	14	504	52	1	42
13239 Brazoria.....	411	175	567	405	14	26	48116 Hunt.....	2440	220	3806	518	25	158
18919 Brazos.....	744	79	876	138	5	4	892 Hutchinson.....	118	30	154	5	—	3
5220 Brewster.....	151	11	283	34	4	17	1183 Iron.....	108	—	752	268	13	—
2162 Briscoe.....	164	12	117	76	1	17	1284 Jack.....	554	154	753	208	—	—
22335 Brown.....	1594	114	1557	346	7	96	6471 Jackson.....	166	52	208	139	4	6
18887 Burleson.....	711	101	1201	345	—	11	14000 Jasper.....	604	93	635	187	—	79
10755 Burnet.....	606	78	857	270	11	9	1678 Jeff Davis.....	92	90	121	83	1	6
24237 Caldwell.....	846	134	1227	197	4	14	38182 Jefferson.....	1040	141	1932	321	20	124
3635 Calhoun.....	199	19	219	7	5	16	34460 Johnson.....	1483	113	2747	839	10	145
12973 Callahan.....	686	24	—	—	—	—	24239 Jones.....	1040	83	1754	206	9	156
27158 Cameron.....	1765	1146	1217	971	1	2	14942 Karnes.....	460	64	631	170	9	12
9155 Camp.....	458	224	569	324	2	9	35323 Kaufman.....	1304	149	2305	387	8	89
2127 Carson.....	187	39	—	—	—	—	4517 Kendall.....	414	178	148	537	—	24
27557 Cass.....	1061	477	1551	996	29	45	2955 Kent.....	129	1	194	17	1	3
18384 Castro.....	111	119	8	—	—	—	6545 Kerr.....	54	214	453	337	7	23
4234 Chambers.....	184	63	323	25	8	13	3211 Kimble.....	159	13	181	60	—	18
29038 Cherokee.....	1231	51	1575	211	11	93	810 King.....	42	—	—	—	—	—
9538 Childress.....	416	38	594	92	2	22	3401 Kinney.....	139	250	69	—	—	—
17043 Clay.....	975	141	1115	244	14	43	9625 Knox.....	522	32	797	92	3	20
65 Cochran.....	—	—	—	—	—	—	46544 Lamar.....	1755	120	2866	482	7	43
6412 Coke.....	267	19	356	56	1	24	540 Lamb.....	26	16	13	5	—	—
22613 Coleman.....	852	71	1170	135	11	85	9532 Lampasas.....	471	87	746	296	15	15
49021 Collin.....	2173	292	3737	732	27	130	2647 LaSalle.....	231	57	328	224	2	3
5224 Collingsworth.....	286	8	—	—	—	—	16418 Lavaca.....	1630	197	1674	266	4	199
18897 Colorado.....	765	129	1116	486	8	22	13132 Lee.....	720	123	620	509	4	10
8434 Comal.....	924	64	623	582	—	—	16383 Leon.....	531	103	841	351	2	21
27136 Comanche.....	1456	144	2336	262	15	147	10386 Liberty.....	823	234	630	248	3	11
6654 Concho.....	298	16	228	36	2	27	34621 Limestone.....	1113	56	1773	247	13	48
26903 Cooke.....	1386	163	2439	523	5	98	2634 Lipcomb.....	214	91	169	60	4	15
21708 Coryell.....	1212	60	1653	201	11	32	3442 Live Oak.....	266	82	—	—	—	—
4396 Cottle.....	144	3	157	15	—	10	6220 Llano.....	391	24	485	116	10	—
331 Crane.....	—	—	—	—	—	—	249 Loving.....	—	—	3	—	—	—
1296 Crockett.....	31	1	65	13	—	2	3624 Lubbock.....	213	12	224	26	1	2
1765 Crosby.....	138	7	148	1	1	11	1713 Lynn.....	109	4	—	—	—	—
400 Dallam.....	196	25	285	94	7	40	10318 Madison.....	362	80	540	123	7	7
135748 Dallas.....	4800	347	7329	2008	111	118	10472 Marion.....	109	18	594	414	—	—
2320 Dawson.....	33	1	—	—	—	—	16383 Mills.....	623	47	234	27	2	—
3242 Deaf Smith.....	245	16	273	48	4	2	5683 Mason.....	462	230	429	322	12	16
11566 Delta.....	674	35	946	131	4	—	13394 Matagorda.....	391	58	590	167	17	4
31258 Denton.....	1572	137	2740	493	23	80	5151 Maverick.....	214	227	258	287	—	8
23501 Dewitt.....	1164	160	966	83	6	11	13406 McCallen.....	488	32	650	184	3	15
5092 Dickens.....	198	14	196	29	—	21	73250 McCulloch.....	2087	135	3778	741	53	98
3460 Dimmit.....	230	217	151	101	—	2	1091 McMullen.....	49	1	85	35	—	1
5284 Donley.....	226	11	—	—	—	—	13415 Medina.....	899	317	578	695	12	10
8964 Duval.....	624	18	692	605	—	—	2707 Menard.....	181	8	152	36	1	13
23421 Eastland.....	1369	107	1856	229	19	217	3464 Midland.....	108	20	—	—	—	—
1173 Ector.....	85	4	136	5	3	2	36780 Milam.....	1838	102	2077	400	10	147
3763 Edwards.....	95	16	238	232	3	75	16383 Mills.....	623	47	234	27	2	—
5729 Ellis.....	2372	122	4413	504	24	—	8956 Mitchell.....	506	42	635	73	9	61
52599 El Paso.....	2078	328	2302	1019	16	—	25123 Montague.....	1258	164	2048	329	19	92
33085 Erath.....	1529	190	2074	504	13	250	15679 Montgomery.....	471	33	752	308	1	16
35649 Falls.....	1361	342	1791	503	8	57	561 Moore.....	44	3	97	12	1	2
44801 Fannin.....	1729	232	3192	164	14	—	10439 Morris.....	568	42	646	142	1	3
29796 Fayette.....	2044	497	2247	1236	6	17	2306 Motley.....	89	3	—	—	—	—
12596 Fisher.....	608	31	776	62	17	45	27406 Noacdoch's.....	1004	87	1478	186	3	41
4638 Floyd.....	232	12	232	16	4	14	47070 Navarro.....	1830	63	2879	618	15	25
5726 Foard.....	401	46	550	353	—	—	10850 Newton.....	366	53	353	94	—	—
18163 Fort Bend.....	663	157	—	—	—	—	11849 Nolan.....	565	47	734	104	3	38
9351 Franklin.....	495	16	650	72	—	16	21855 Nolan.....	805	120	831	253	7	66
20367 Freestone.....	962	272	1186	302	—	13	1602 Ochiltree.....	114	3	—	—	—	—
8895 Gaines.....	331	54	397	112	—	13	812 Oldham.....	95	37	40	15	—	3
1255 Galena.....	66	2	93	7	1	3	9528 Orange.....	384	11	534	119	1	15
44479 Galveston.....	1468	273	2184	849	21	48	19506 Palo Pinto.....	982	57	1483	268	33	108
1995 Garza.....	88	2	67	—	—	—	20424 Panola.....	859	61	1242	266	—	64
9447 Gillespie.....	791	688	281	1322	3	3	26331 Parker.....	1561	107	—	—	—	—
1143 Glasscock.....	66	3	75	6	—	1	1555 Parmer.....	140	32	96	31	2	2
9909 Goliad.....	517	462	397	644	1	59	2071 Pecos.....	86	51	—	—	—	—
28055 Gonzales.....	1030	199	1441	609	1	4	17459 Polk.....	434	14	627	243	1	2
3440 Gray.....	317	55	337	82	16	42	3218 Polk.....	718	38	843	158	15	64
6520 Grayson.....	493	450	4506	1338	34	186	5218 Presidio.....	284	33	233	135	1	2
11410 Gregg.....	336	57	565	273	5	26	6787 Rains.....	353	36	416	61	4	86
21205 Grimes.....	727	15	974	88	9	8	3312 Randall.....	195	12	233	44	3	1
23419 Guadalupe.....	1772	1009	—	—	—	—	392 Randall.....	32	1	52	3	—	—
7566 Hale.....	378	15	406	41	6	4	28564 Red River.....	1124	98	1313	587	1	33
8279 Hall.....	343	14	508	56	5	24	4392 Reeves.....	181	11	316	24	4	1
15315 Hamilton.....	853	65	1123	222	5	6	2814 Refugio.....	159	63	133	178	1	5
935 Hansford.....	114	14	98	26	8	7	950 Roberts.....	112	23	125	31	3	1
11213 Hardeman.....	453	70	693	108	3	32	27454 Robertson.....	911	54	1233	394	3	14
12947 Hardin.....	746	112	800	234	6	33	8972 Rockwall.....	409	8	—	—	—	—

Population.	Colquitt.	Terrill.	Bryan.	Taft.	Chad. n.	Debs.
26532 Rinnels.....	776	47..	981	103	5	42
28346 Rusk.....	1227	499.	1595	871	5	27
8582 Sabine.....	374	5..	467	54	5	13
11264 San Augus'n	408	24	423	87	6	12
9542 San Jacinto..	367	154..	371	299	—	—
7807 San Patricio.	426	135..	273	115	1	13
11245 San Saba.....	427	32..	744	124	6	49
1893 Schlicher.....	92	12..	126	9	—	4
10924 Scurry.....	697	39..	722	84	13	145
4201 Shackelford	215	9..	294	30	—	11
26423 Shelby.....	1262	46..	1727	182	2	86
1378 Sherman.....	86	15..	158	37	7	6
41746 Smith.....	1444	590..	2059	913	27	166
3831 Somervell.....	220	9..	251	39	3	11
13151 Starr.....	823	121..	901	411	5	—
7980 Stephens.....	541	9..	692	34	2	89
1438 Sterling.....	113	2..	147	5	1	—
5230 Stonewall.....	394	18..	329	14	3	—
1569 Sutton.....	78	3..	79	10	—	3
4012 Swisher.....	309	46..	259	36	1	—
108572 Tarrant.....	3182	235..	3403	1470	92	192
26295 Taylor.....	1028	3..	1706	177	12	107
1430 Terry.....	122	31..	110	62	—	—
1474 Terry.....	88	8..	—	—	—	—
4563 Throckm'r'n	290	14..	223	33	5	7
16422 Titus.....	750	39..	960	199	6	6
17882 Tom Green..	579	23..	920	113	8	24
55620 Travis.....	2088	292..	2445	1196	31	84
12768 Trinity.....	502	44..	550	157	1	5
10250 Tyler.....	452	13..	665	122	—	14
19930 Upshur.....	846	84..	898	257	4	14
501 Upton.....	90	—	—	—	—	—
11233 Uvalde.....	906	138..	748	321	11	61
888 Val Verde..	359	208..	362	182	2	18
28451 Van Zandt..	1386	55..	1626	179	7	351
14890 Victoria..	488	37..	566	328	3	11
16061 Walker.....	583	170..	614	441	—	4
12138 Waller.....	485	62..	638	349	5	3
2389 Ward.....	123	11..	254	30	4	—
25561 Washington	1101	242..	1543	798	3	1
22503 Webb.....	484	542..	233	1109	—	—
21123 Wharton.....	357	74..	746	433	12	65
5258 Wheeler.....	333	59..	384	55	—	13
16094 Wichita.....	983	176..	806	256	16	23
12300 Wilbarger.	572	17..	780	110	9	36
42228 Williamson.	1569	91..	2425	723	33	64
17066 Wilson.....	756	87..	858	252	—	3
442 Winkler.....	26	—	12	2	—	—
26450 Wise.....	1577	156..	—	—	—	—
23417 Wood.....	1097	52..	1330	375	9	111
602 Yoakum.....	48	—	36	4	—	—
13657 Young.....	687	45..	813	89	8	20
3809 Zapata.....	—	462..	—	—	—	—
1889 Zavalla.....	125	38..	123	29	—	12
Total.....	174506	26191..	217302	65666	1634	7870
Plurality.....	148405	—	151636	—	22.35	55
Per cent.....	79.90	11.98..	73.97	—	29.57	2.68
Total vote	218907	—	—	—	—	—

In 1910 for governor, Houston, Pro., received 6,052 votes; Andrews, Soc., 11,538, and Schmidt, Soc. Lab., 430. In 1908 for president, Watson, Soc. Lab., had 994 votes; Hisgen, Ind., 115, and Gillhaus, Soc. Lab., 176.

FOR REPRESENTATIVES IN CONGRESS, 1910.

1. Counties of Bowie, Red River, Lamar, Delta, Hopkins, Franklin, Titus, Camp, Morris, Cass and Marlon. Morris Sheppard, Dem.....	10,707
Velmar Auble, Rep.....	1,148
2. Counties of Jefferson, Orange, Hardin, Tyler, Jasper, Newton, Sabine, San Augustine, Angelina, Cherokee, Nacogdoches, Shelby, Panola and Harrison. Martin W. Dies, Dem.....	10,898
W. J. Collin, Rep.....	549
3. Counties of Wood, Upshur, Gregg, Rusk, Smith, Henderson, Van Zandt and Kaufman. James Young, Dem.....	9,450
4. Counties of Grayson, Collin, Fannin, Hunt and Rains. C. B. Randall, Dem.....	9,719
C. A. Gray, Rep.....	1,208
5. Counties of Dallas, Rockwell, Ellis, Hill and Bosque. Jack Beall, Dem.....	10,939
M. T. Conner, Rep.....	190
6. Counties of Navarro, Freestone, Limestone, Robertson, Brazos and Milam. Rufus Hardy, Dem.....	7,826

7. Counties of Anderson, Houston, Trinity, Polk, San Jacinto, Liberty, Chambers and Galveston. A. W. Gregg, Dem.....	7,826
W. C. Kendall, Rep.....	843
8. Counties of Harris, Fort Bend, Austin, Waller, Montgomery, Grimes, Walker, Madison and Leon. J. M. Moore, Dem.....	11,654
A. M. Lawson, Rep.....	1,112
9. Counties of Gonzales, Fayette, Colorado, Wharton, Matagorda, Brazoria, Jackson, Lavaca, De Witt, Victoria, Calhoun, Aransas, Refugio, Bee, Goliad and Karnes. G. F. Burgess, Dem.....	10,644
E. C. Webster, Rep.....	2,108
10. Counties of Williamson, Travis, Hays, Caldwell, Bastrop, Lee, Burleson and Washington. A. S. Burleson, Dem.....	10,111
11. Counties of McLennan, Falls, Bell, Coryell and Hamilton. R. L. Henry, Rep.....	7,384
E. J. Vesey, Rep.....	105
12. Counties of Tarrant, Parker, Johnson, Hood, Somervell, Earth and Comanche. Oscar Calloway, Dem.....	10,525
C. C. Littleton, Rep.....	836
13. Counties of Cook, Denton, Wise, Montague, Clay, Jack, Young, Archer, Wichita, Wilbarger, Baylor, Throckmorton, Knox, Foard, Hale, Lamb, Cottle, Motley, Dickens, Floyd, Hardeman, Bailey, Childress, Hall, Briscoe, Swisher, Castro, Farmer, Deaf Smith, Randall, Armstrong, Donley, Collingsworth, Wheeler, Gray, Carson, Potter, Oldham, Hartley, Moore, Hutchinson, Roberts, Hemphill, Lipscomb, Ochiltree, Hansford, Sherman and Dallam. J. H. Stephens, Dem.....	19,751
T. S. Bugbee, Rep.....	2,050
14. Counties of Bexar, Comal, Kendall, Bandera, Kerr, Gillespie, Blanco, Burnet, Llano, Mason, McCulloch, San Saba, Lampasas, Mills, Brown and Coleman. J. L. Slayden, Dem.....	14,256
J. M. Prier, Soc.....	544
15. Counties of Cameron, Hidalgo, Starr, Zapata, Webb, Duval, Nueces, San Patricio, Live Oak, Atascosa, Wilson, Guadalupe, McMullen, LaSalle, Dimmit, Maverick, Zavalla, Frio, Medina, Uvalde, Kinney and Val Verde. Noah Allen, Rep.....	5,287
J. N. Garner, Dem.....	14,300
16. Counties of El Paso, Jeff Davis, Presidio, Brewster, Pecos, Crockett, Schleicher, Sutton, Edwards, Kimble, Menard, Concho, Tom Green, Irion, Upton, Crane, Ward, Reeves, Loving, Winkler, Ector, Midland, Glasscock, Sterling, Coke, Runnels, Eastland, Callahan, Taylor, Nolan, Mitchell, Howard, Martin, Andrews, Galnes, Dawson, Borden, Scurry, Fisher, Jones, Shackelford, Stephens, Palo Pinto, Haskell, Stonewall, King, Kent, Garza, Crosby, Lubbock, Lynn, Terry, Yoakum, Cochran and Hockley. W. R. Smith, Dem.....	20,058
Robert N. Webb, Rep.....	1,384

LEGISLATURE.		Senate. House. J. B.	
Democrats	30	109	139
Republicans	1	0	1

GOVERNORS.
Governor—O. B. Colquitt, Dem.
Lieutenant-Governor—A. B. Davidson, Dem.
Secretary of State—C. C. McDonald, Dem.
Attorney-General—J. P. Lightfoot, Dem.
Comptroller—W. P. Lane, Dem.
Treasurer—Sam Sparks, Dem.
Commissioner of Land Office—J. T. Robison, Dem.

UTAH (Population in 1910, 373,351).

Population in 1910.	COUNTIES.	—PRESIDENT 1908			
		Rep.	Dem.	Soc. Ind.	Debs. Hisgen.
(27)					
4717	Beaver.....	945	714	27	1
1334	Box Elder.....	240	147	40	2
23062	Cache.....	3795	3317	64	3
824	Carbon.....	1027	581	106	—
10191	Davis.....	1740	1331	34	5
6750	Emery.....	1098	749	153	—
3670	Garfield.....	728	230	42	—
1595	Grand.....	233	215	24	6
3933	Iron.....	718	488	76	—
10702	Juab.....	1619	1421	300	1

Population	Taft.	Bryan.	Debs.	Hlgren
1652 Kane.....	414	102	3	—
615 Millard.....	1004	765	38	—
2447 Morgan.....	490	306	49	—
1734 Plute.....	332	157	98	1
1883 Rich.....	427	285	5	—
131426 Sait Lake.....	20755	12954	2059	41
2377 San Juan.....	131	109	3	3
16704 San Pete.....	3353	2307	128	1
9775 Sevier.....	1777	1272	187	1
8200 Summit.....	1612	1402	148	1
7924 Toole.....	1105	808	59	9
37942 Utah.....	782	683	145	—
8920 Wasatch.....	6380	4984	267	2
8920 Wasatch.....	1285	985	98	2
5123 Washington.....	738	810	5	1
1749 Wayne.....	276	184	96	—
35179 Weber.....	5879	3865	636	8
Total.....	61028	42801	4886	87
Plurality.....	18414			
Per cent.....	56.17	39.22	4.51	.10
Total vote.....		108618		

FOR REPRESENTATIVES IN CONGRESS, 1910.

Joseph Howell Rep.....	50,604
Ferdinand Erickson Dem.....	32,730
Allen T. Sanford American.....	14,043
James A. Smith, Soc.....	4,857

LEGISLATURE.

	Senate.	House	J. B.
Republicans.....	15	38	53
Democrats.....	2	7	9

STATE OFFICERS.

(All Republicans.)

Governor—William Spry.
 Secretary of State—Charles S. Tingey.
 Attorney-General—Albert R. Barnes.
 Auditor—Jesse D. Jewkes.
 Treasurer—David Mattson.
 Superintendent Public Instruction—Andrew O. Nelson.

VERMONT (Population in 1910, 355,956).

Population	—GOVERNOR 1910—				—PRES. 1908—			
	Rep.	Dem.	Pro. Soc.	Rec. Dem.	Rep.	Dem.	Pro. Soc.	Rec. Dem.
20010 Addison.....	2856	566	86	29.	2986	444		
21378 Bennington.....	2261	1332	63	256.	2453	748		
20031 Caledonia.....	2363	1269	69	23.	2700	764		
42447 Chittenden.....	3495	2296	100	74.	3806	1650		
7384 Essex.....	675	271	16	3.	744	327		
28696 Franklin.....	2450	2414	104	36.	2360	1048		
3761 Grand Isle.....	439	255	6	2.	394	188		
12585 Lamolle.....	1464	501	97	18.	1450	311		
18703 Orange.....	1900	1171	75	26.	2282	667		
2333 Orleans.....	2886	528	57	24.	2535	384		
48139 Rutland.....	5315	2303	123	86.	5643	1542		
41702 Washington.....	2925	2364	99	21.	3823	1610		
28363 Windham.....	2843	1212	77	109.	3728	905		
33881 Windsor.....	3314	1041	79	25.	4083	907		
Total.....	35263	17425	1044	1055.	38552	11496		
Plurality.....	17838				28056			
Per cent.....	64.37	31.81	1.90	1.92.	75.11	21.83		
Total vote.....		54787			52054			

For president in 1908, Chafin, Pro., received 802 votes and Hlgren, Ind., 804.

FOR REPRESENTATIVES IN CONGRESS, 1910.

- Counties of Addison, Bennington, Chittenden, Franklin, Grand Isle, Lamolle and Rutland.
 David J. Foster, Rep..... 18,951
 P. M. Meldon, Pro..... 8,215
 George A. Thrall, Soc..... 468
- Counties of Caledonia, Essex, Orange, Orleans, Washington, Windham and Windsor.
 Frank Plimley, Rep..... 18,185
 Alexander Cochran, Dem..... 6,226
 Eugene M. Campbell, Soc..... 366

LEGISLATURE.

	Senate.	House	J. B.
Republicans.....	30	194	224
Democrats.....		4	5
Independents.....		5	47

STATE OFFICERS.

(All Republicans.)

Governor—John A. Mead.
 Lieutenant-Governor—Leighton P. Slack.
 Treasurer—Edward H. Deavitt.
 Secretary of State—Guy W. Bailey.
 Auditor—Horace F. Graham.
 Attorney-General—John G. Sargent.

VIRGINIA (Population in 1910, 2,061,613).

Population	—PRES. 1908—		Gov. 1906	
	Dem. B. yan	Rep. Taft	Pro. Chafin	Dem. Swanson
36650 Accomac.....	1748	337	68.	1263
29871 Albemarle.....	999	380	7.	1013
15829 Alexandria city.....	1218	247	5.	272
10231 Alexandria county.....	354	165	—	270
14173 Alleghany.....	422	483	54.	688
8720 Amelia.....	247	73	2.	311
18932 Amherst.....	849	164	1.	825
11704 Appomattox.....	633	117	2.	648
32445 Augusta.....	1435	967	109.	1235
4538 Bath.....	340	232	12.	281
29549 Bedford.....	1272	463	45.	1190
6154 Bedford.....	339	397	4.	401
17727 Botetourt.....	809	796	11.	833
6247 Bristol city.....	405	187	5.	390
12244 Brunswick.....	507	123	5.	594
12334 Buchanan.....	376	635	—	462
15204 Buckingham.....	676	333	2.	654
3245 Buxton.....	137	20	1.	159
22643 Campbell.....	424	174	9.	454
16596 Caroline.....	494	326	6.	578
21116 Carroll.....	859	1521	—	1190
5253 Charles City.....	99	84	—	127
15785 Charlotte.....	537	242	4.	648
6765 Charlottesville city.....	428	82	2.	381
21299 Chesterfield.....	608	167	11.	505
7468 Clarke.....	517	74	7.	415
5748 Clifton Forge city.....	402	133	7.	39
4711 Craig.....	364	224	5.	375
13742 Culpeper.....	624	222	2.	849
9185 Cumberland.....	574	68	—	444
19020 Danville city.....	963	206	14.	790
9199 Dickenson.....	551	671	—	671
15442 Dinwiddie.....	445	157	1.	478
21225 Elizabeth City.....	679	253	10.	519
9105 Essex.....	364	123	—	417
20536 Fairfax.....	1143	404	10.	784
22526 Fauquier.....	1354	363	4.	1212
14022 Floyd.....	380	1149	4.	477
8232 Fluvanna.....	455	135	5.	458
26480 Giles.....	1218	110	1.	1268
12787 Frederick.....	866	554	25.	532
5874 Fredericksburg city.....	285	252	4.	438
11623 Gles.....	705	605	14.	839
12477 Gloucester.....	477	94	—	574
9237 Goochland.....	294	246	2.	344
19836 Grayson.....	844	1243	—	918
6857 Greene.....	252	386	—	323
11890 Greensville.....	273	77	3.	422
40044 Halifax.....	1288	650	8.	1553
17200 Hanover.....	532	204	6.	580
23437 Henrico.....	626	217	3.	713
18459 Henry.....	761	716	—	979
5317 Highland.....	292	305	21.	247
14929 Isle of Wight.....	530	199	—	656
3624 James City.....	132	62	2.	131
9576 King and Queen.....	349	181	2.	429
6378 King George.....	246	199	—	332
8547 King William.....	276	228	4.	382
9752 Lancaster.....	468	122	3.	576
20840 Lee.....	805	1334	3.	756
21107 Loudoun.....	153	447	66.	818
16507 Louisa.....	632	280	20.	319
12780 Lunenburg.....	413	105	1.	464
24944 Lynchburg city.....	962	473	13.	844
10055 Madison.....	466	305	1.	579
9715 Manchester city.....	363	114	1.	254
8822 Mathews.....	577	86	4.	514
28456 Mecklenburg.....	1000	252	6.	1232
8852 Middlesex.....	413	164	—	379
17263 Montgomery.....	734	736	11.	787
20889 Nonamondom.....	857	271	11.	778
16821 Northampton.....	153	147	6.	819
4682 New Kent.....	193	159	—	141
20205 Newport News city.....	791	498	5.	1000
67452 Norfolk city.....	2271	991	20.	1753
52744 Norfolk county.....	879	739	—	2393
16672 Northampton.....	673	174	11.	690
10777 Northumberland.....	410	185	2.	430
13462 Nottoway.....	481	118	10.	464
13486 Orange.....	587	198	8.	742
14147 Page.....	804	802	14.	1024
21107 Patrick.....	729	1462	—	841
24127 Petersburg city.....	905	205	6.	830
50709 Pittsylvania.....	1472	962	9.	2101
33190 Portsmouth city.....	1154	407	3.	963
6069 Powhatan.....	255	146	—	234
14236 Prince Edward.....	561	117	3.	590
7848 Prince George.....	171	88	—	198
11826 Princess Anne.....	403	99	—	726

Population	Bryan	Taft	Chasdn	Swanson	Lewis
12026 Prince William.....	738	200	9.	535	143
17246 Pulaski.....	114	780	5.	793	769
4202 Radford city.....	204	141	4.	243	104
8044 Rappahannock.....	453	158	2.	467	115
127628 Richmond city.....	4143	1135	22.	3063	374
7415 Richmond county.....	338	205	—.	406	187
34874 Roanoke city.....	1408	593	3.	653	411
19623 Roanoke county.....	732	426	26.	1857	455
21171 Rockbridge.....	1000	810	10.	939	779
34903 Rockingham.....	1736	1551	103.	1640	1445
23474 Russell.....	857	1173	8.	1037	1326
25814 Scott.....	1145	1731	—.	1203	1656
20442 Shenandoah.....	1245	1449	18.	1285	1325
26726 Smyth.....	906	1350	4.	913	1191
25302 Southampton.....	818	206	10.	975	138
9555 Spottsylvania.....	346	282	13.	409	252
8070 Stafford.....	406	474	—.	463	486
10604 Staunton city.....	514	347	56.	507	244
9715 Surry.....	289	52	1.	389	105
13064 Sussex.....	412	115	—.	389	123
14946 Tazewell.....	509	1398	7.	735	1253
8589 Warren.....	566	269	13.	483	137
3541 Warwick.....	101	58	1.	211	75
3940 Washington.....	1558	1741	18.	1443	1542
8113 Westmoreland.....	353	161	—.	335	181
2714 Williamsburg city.....	120	48	2.	151	43
5864 Winchester city.....	449	296	26.	297	168
34162 Wise.....	993	1527	4.	810	1441
20372 Wythe.....	950	1487	—.	1035	1366
7767 York.....	214	61	6.	235	58
Total.....	82946	52573	1111.	83544	45795
Plurality.....	30573	—	—	37749	—
Per cent.....	60.71	38.48	81	64.59	35.41
Total vote.....	136630	—	—	129339	—

For governor in 1909 William H. Mann, Dem., received 64,942 votes; William P. Kent, Rep., 36,092, and A. H. Dennett, Soc. Lab., 1,938.

FOR REPRESENTATIVES IN CONGRESS, 1910.

- The counties of Accomac, Caroline, Essex, Gloucester, King and Queen, Lancaster, Mathews, Middlesex, Northampton, Northumberland, Richmond, Spottsylvania, Westmoreland and city of Fredericksburg.
William A. Jones, Dem.....5,908
George N. Wise, Rep.....1,431
- The counties of Charles City, Elizabeth City, Isle of Wight, James City, Nansemond, Norfolk, Princess Anne, Southampton, Surrey, Warwick, York, and the cities of Newport News, Norfolk, Portsmouth and Williamsburg.
E. E. Holland, Dem.....6,549
H. H. Rumble, Rep.....1,703
- The counties of Chesterfield, Goochland, Hanover, Henrico, King William, New Kent and the cities of Richmond and Manchester.
John Lamb, Dem.....5,408
W. R. Vawter, Rep.....813
- The counties of Amelia, Brunswick, Dinwiddie, Greensville, Lunenburg, Mecklenburg, Nottingham, Powhatan, Prince Edward, Prince George, Sussex and the city of Petersburg.
Robert Turnbull, Dem.....3,789
- The counties of Carroll, Floyd, Franklin, Grayson, Henry, Patrick, Pittsylvania and the city of Danville.
E. W. Saunders, Dem.....7,537
John M. Parsons, Rep.....7,332
- The counties of Bedford, Campbell, Charlotte, Halifax, Montgomery, Roanoke and the cities of Lynchburg, Radford and Roanoke.
Carter Glass, Dem.....5,203
Allison, Rep.....734
- The counties of Albemarle, Clarke, Frederick, Greene, Madison, Page, Rappahannock, Rockingham, Shenandoah, Warren, and the cities of Charlottesville and Winchester.
James Hay, Dem.....5,818
John Paul, Rep.....2,589
S. Lupton, Ind. Rep.....1,631
- The counties of Alexandria, Culpeper, Fairfax, Fauquier, King George, Loudoun, Louisa, Orange, Prince William, Stafford and the city of Alexandria.
C. C. Carlin, Dem.....4,669
- The counties of Bland, Buchanan, Craig, Dickenson, Giles, Lee, Pulaski, Russell, Scott, Smyth, Tazewell, Washington, Wise, Wythe, and the city of Bristol.

Henry C. Stuart, Dem.....16,731
C. Bascomb Stemp, Rep.....16,958
10. The counties of Alleghany, Amherst, Appomattox, Augusta, Bath, Botetourt, Buckingham, Cumberland, Fluvanna, Highland, Nelson, Rockbridge and the cities of Buena Vista and Staunton.
H. D. Flood, Dem.....5,878

LEGISLATURE.

Senate. House. J. B.
Democrats 34 87 121
Republicans 6 13 19

STATE OFFICERS.

Governor—William H. Mann, Dem.
Attorney-General—Samuel W. Williams, Dem.
Secretary—B. O. James, Dem.
Treasurer—A. W. Harman, Jr., Dem.

WASHINGTON (Population in 1910, 1,141,990).

Population in 1910.	COUNTIES. (38)	PRESIDENT 1908—			
		Rep. Dem.	Soc. Ind.	Pro.	
10920 Adams.....	Taft, Bryan, Debs, Hagen, Chasdn	1033	714	58	1 45
5831 Asotin.....	—	618	365	36	— 38
7987 Benton.....	—	891	465	151	2 34
35390 Chehalis.....	—	3128	1248	712	9 86
15104 Cowlitz.....	—	1639	871	160	9 66
6753 Clallam.....	—	958	428	187	10 2
26115 Clarke.....	—	2416	1250	305	2 114
7042 Columbia.....	—	887	285	25	— 43
12561 Cowlitz.....	—	1573	617	172	6 43
9227 Douglas.....	—	1942	1540	191	4 28
4800 Ferry.....	—	467	383	115	4 1
5153 Franklin.....	—	643	485	56	3 27
4189 Garfield.....	—	556	333	40	8 13
8938 Grant.....	—	—	—	—	—
4704 Island.....	—	450	192	99	4 28
8387 Jefferson.....	—	859	417	66	7 11
28483 King.....	—	2237	1454	2173	43 896
17474 Kitsap.....	—	1819	650	491	4 74
18561 Kittitas.....	—	1752	985	314	1 64
10180 Klickitat.....	—	1245	570	173	3 46
32127 Lewis.....	—	3170	1412	528	14 120
17539 Lincoln.....	—	2025	1443	124	4 73
5156 Mason.....	—	553	318	80	4 22
12887 Okanogan.....	—	1368	1074	307	8 22
12532 Pacific.....	—	1492	483	153	4 21
120182 Pierce.....	—	10935	4996	1626	14 463
3093 San Juan.....	—	551	178	111	1 10
2924 Skagit.....	—	2974	1449	630	7 113
2887 Skamania.....	—	810	143	54	2 7
59209 Snohomish.....	—	5659	2974	958	13 567
13904 Spokane.....	—	11719	6559	1184	14 496
25297 Stevens.....	—	2546	1564	646	8 120
17381 Thurston.....	—	1940	984	367	6 110
3285 Wahkiakum.....	—	485	150	46	1 3
3161 Walla Walla.....	—	2843	1630	102	5 71
4951 Whatcom.....	—	4365	2398	963	9 246
33280 Whitman.....	—	3376	2386	337	4 315
41709 Yakima.....	—	3946	1650	344	11 258
Total.....	—	100662	58691	14177	249 4700
Plurality.....	—	47571	—	—	—
Per cent.....	—	57.68	31.92	7.71	14 2.55
Total vote.....	—	188879	—	—	—

FOR REPRESENTATIVES IN CONGRESS, 1910.

- W. E. Humphrey, Rep.....27,717
W. W. Black, Dem.....20,165
W. W. Smith, Soc.....5,088
R. E. Dunlap, Pro.....1,231
2. Stanton Warburton, Rep.....20,443
Maurice Langhorne, Dem.....10,288
Lester E. Alger, Soc.....3,978
W. E. Haycock, Pro.....850
3. W. L. Follett, Rep.....30,126
H. L. Merritt, Dem.....14,427
D. C. Coates, Soc.....3,998

LEGISLATURE.

Senate. House. J. B.
Republicans 33 84 122
Democrats 4 12 16

STATE OFFICERS.

Governor—M. E. Hay, Rep.
Secretary of State—I. M. Howell, Rep.
Treasurer—John G. Lewis, Rep.
Auditor—C. W. Claassen, Rep.
Attorney-General—W. V. Tanner, Rep.
Superintendent Public Instruction—H. W. Dewey, Rep.
Commissioner of Public Lands—E. W. Ross

WEST VIRGINIA (Population in 1910, 1,222,119).

Table with columns: COUNTIES (55), PRESIDENT 1908 (Rep., Dem., Pro., Soc. Ind.), Debs, Hixson. Lists counties like Barbour, Berkeley, Boone, Braxton, Broome, Cabell, Calhoun, Clay, Doddridge, Fayette, Gilmer, Grant, Greenbrier, Hampshire, Hancock, Hardy, Harrison, Jackson, Jefferson, Kanawha, Lewis, Lincoln, Logan, Marion, Marshall, Mason, Mercer, Mineral, Mingo, Monongalia, Monroe, Morgan, McDowell, Nicholas, Ohio, Pendleton, Pleasants, Pocahontas, Preston, Putnam, Raleigh, Randolph, Ritchie, Roane, Summers, Taylor, Tucker.

Population table for West Virginia with columns: County, Population, Taft, Bryan, Chafta, Debs, Hixson. Totals: 1,222,119. Plurality: 26451. Per cent: 53.41, 43.16, 1.99, 1.43. Total vote: 258151.

- FOR REPRESENTATIVES IN CONGRESS, 1910.
1. Counties of Hancock, Brooke, Ohio, Marshall, Wetzel, Marion, Harrison and Lewis.
John W. Davis, Dem. 20,370
Chas. E. Carrigan, Rep. 16,962
2. Counties of Barbour, Berkeley, Grant, Hampshire, Hardy, Jefferson, Mineral, Monongalia, Morgan, Pendleton, Preston, Randolph, Taylor, Tucker.
William G. Brown Dem. 21,276
Geo. C. Sturgiss, Rep. 16,791
3. Counties of Clay, Fayette, Greenbrier, Kanawha, Monroe, Nicholas, Pocahontas, Summers, Upshur, Webster.
Adam C. Littlepage, Dem. 21,311
Joseph H. Gaines, Rep. 20,105
4. Counties of Braxton, Calhoun, Doddridge, Gilmer, Jackson, Pleasants, Ritchie, Roane, Tyler, Wirt, Wood.
John M. Hamilton, Dem. 17,822
Harry C. Woodyard, Rep. 15,592
5. Counties of Boone, Cabell, Lincoln, Logan, Mason, Mercer, Mingo, McDowell, Putnam, Raleigh, Wayne, Wyoming.
James A. Hughes, Rep. 25,007
Rankin Wiley, Dem. 22,154
LEGISLATURE. Senate, House, J. B.
Republicans 15 22 37
Democrats 15 64 79
STATE OFFICERS. (All republicans.)
Governor—William E. Glasscock.
Secretary—Stuart F. I. eed.
Auditor—John S. Darst.
Treasurer—E. Leslie Long.
Attorney-General—William G. Conley.
Superintendent Schools—M. P. Shawkey.

WISCONSIN (Population in 1910, 2,333,860).

Table with columns: COUNTIES (71), GOVERNOR 1910 (Dem., Pro., Rep., S.D., S.L.), PRESIDENT 1908 (Rep., Dem., Pro., Soc. S.L.), Rep., Dem., Pro., Soc., P.O., S.J., L. Lists counties like Adams, Ashland, Barron, Bayfield, Brown, Buffalo, Burnett, Calumet, Chippewa, Clark, Columbia, Crawford, Dane, Dodge, Door, Douglas, Dunn, Eau Claire, Florence, Fond du Lac, Forest, Grant, Green, Green Lake, Iowa, Iron, Jackson, Jefferson, Juneau, Kenosha, Kewaunee, La Crosse, Lafayette, Langlade, Lincoln, Manitowoc.

Population table for Wisconsin with columns: County, Population, Rep., Dem., Pro., Soc., P.O., S.J., L. Lists counties like Adams, Ashland, Barron, Bayfield, Brown, Buffalo, Burnett, Calumet, Chippewa, Clark, Columbia, Crawford, Dane, Dodge, Door, Douglas, Dunn, Eau Claire, Florence, Fond du Lac, Forest, Grant, Green, Green Lake, Iowa, Iron, Jackson, Jefferson, Juneau, Kenosha, Kewaunee, La Crosse, Lafayette, Langlade, Lincoln, Manitowoc.

Population	Schmitz	VanKuren	M'Gov	Jacobs	Kremer	Taft	Bryan	Chasdn	Debe	Gillhaus	Roosev't	Park'r	S-W	Debs	Wat.	Cor.
55054 Marathon.....	4087	158	2852	558	9.	5258	4703	133	276	3.	6168	3214	158	173	3	7
30682 Marquette.....	617	167	2423	585	21.	3454	1597	235	154	—.	3977	816	144	195	11	2
10741 Milwaukee.....	642	50	1282	21	2.	1555	798	44	17	—.	1600	752	81	9	1	—
423187 Monroe.....	16896	819	20291	23264	57.	28625	26000	1278	17496	57.	32562	18560	935	18339	30	61
28881 Oconto.....	1419	92	2389	165	6.	3304	2155	136	91	—.	3892	1748	145	35	7	—
25657 Oneida.....	1148	43	2036	174	5.	3020	1453	75	114	1.	3272	1024	68	62	5	3
11433 Outagamie.....	441	18	1109	347	—.	1536	688	28	354	1.	1705	372	44	130	2	2
49102 Ozaukee.....	3425	143	8488	214	5.	5079	4286	209	118	12.	5939	3129	133	113	2	2
17123 Racine.....	1304	14	692	86	1.	1216	1836	27	60	1.	1491	1301	26	111	6	1
7577 Shawano.....	592	26	931	17	1.	1014	447	36	5	—.	1031	353	29	3	—	1
22792 Vernon.....	184	87	1635	87	4.	2988	978	150	56	—.	3485	129	24	3	—	1
21367 Polk.....	83	73	1494	233	—.	2788	816	146	121	—.	2382	206	101	98	2	7
30945 Portage.....	1559	70	2079	124	—.	3269	2332	112	50	1.	3620	2168	101	44	1	—
13795 Price.....	221	64	1638	332	6.	1738	609	79	236	1.	2197	401	70	71	2	—
57424 Waushara.....	1824	277	3206	925	18.	5490	3988	429	794	—.	5568	2581	257	1453	147	5
18809 Richland.....	997	238	1611	92	3.	2464	1689	289	51	1.	2695	1837	295	48	3	—
55533 Rock.....	1059	228	3168	318	23.	7839	3227	391	265	12.	7996	2346	316	458	22	2
11160 Rusk.....	91	29	992	211	3.	1431	532	48	96	3.	1414	246	47	23	1	1
25910 St. Croix.....	1261	107	2354	148	3.	3228	1773	98	83	—.	3897	1562	116	108	10	2
32869 Sauk.....	1815	272	2518	42	1.	3854	2511	294	35	—.	4769	1915	342	52	—	—
6227 Sawyer.....	64	14	634	16	2.	819	299	18	19	—.	732	305	29	13	13	1
31884 Shawano.....	1121	64	1995	63	2.	3349	1750	102	40	—.	3670	1233	118	24	10	1
54888 Sheboygan.....	3870	134	9851	1013	8.	6948	4055	245	752	—.	6115	3419	198	901	33	19
13641 Taylor.....	623	32	1074	295	—.	1627	924	42	82	1.	1708	712	42	44	2	1
22228 Trempealeau.....	994	84	1844	37	2.	3733	1085	117	22	—.	3560	970	156	10	5	—
28116 Vernon.....	635	132	2277	84	2.	4114	1561	188	39	—.	4742	761	230	28	6	—
6019 Vilas.....	95	18	532	89	4.	794	278	18	33	—.	1464	322	25	39	—	1
29614 Walworth.....	1235	268	2539	39	1.	4151	1960	487	73	2.	4892	1369	263	135	3	—
8196 Washburn.....	138	23	855	115	1.	1114	396	35	69	—.	989	305	31	48	—	1
25784 Washington.....	2293	35	2068	198	1.	2598	2625	41	77	1.	2554	2243	55	68	2	—
37106 Waushara.....	2506	116	3911	598	—.	4758	3286	346	197	3.	5228	2636	205	231	1	—
32783 Waupaca.....	510	115	2808	212	4.	4785	1483	239	143	2.	5462	639	283	70	2	—
18886 Wauwatosa.....	273	52	1597	94	—.	2821	507	114	82	14.	3137	324	86	25	3	2
62116 Winnebago.....	3759	193	5474	582	16.	6797	5511	412	288	3.	7723	4004	259	311	15	8
30683 Wood.....	1780	94	1961	585	5.	3013	2498	132	274	—.	3894	1673	96	195	4	9
Total.....	110442	7250	161619	39547	430.	247747	166633	11572	28170	314.	279870	124036	9770	28220	530	223
Plurality.....			51177			81115					155834					
Per cent.....	34.58	2.33	50.59	12.36	14.	54.52	36.66	2.55	6.20	07.	63.23	28.02	2.20	6.38	12	05
Total vote.....			319337				454421				442649					

The vote for governor in 1908 was: Davidson, Rep., 242,935; Aylward, Dem., 165,977; Cox, Pro., 11,760; Brown, Soc. Dem., 23,583; Bottema, Soc. Lab., 393.

FOR REPRESENTATIVES IN CONGRESS, 1910.

- The counties of Green, Kenosha, Lafayette, Racine, Rock and Walworth.
Henry A. Cooper, Rep.....15,096
Calvin Stewart, Dem.....8,506
Michael Yabs, Soc. Dem.....1,869
Hans O. Moe, Pro.....820
- The counties of Adams, Columbia, Dane, Green Lake, Jefferson and Marquette.
John M. Nelson, Rep.....14,009
Albert G. Schmedeman, Dem.....12,090
Francis L. Cook, Soc. Dem.....865
J. Burritt Smith, Pro.....234
- The counties of Crawford, Grant, Iowa, Juneau, Richland, Sauk and Vernon.
Arthur W. Kopp, Rep.....13,310
William N. Coffland, Dem.....9,042
Charles H. Berryman, Pro.....821
- The 2d, 3d, 4th, 5th, 7th, 8th, 23d, 11th, 12th, 14th, 15th, 16th and 17th wards of Milwaukee; city of Wauwatosa, city of South Milwaukee, village of Cudahy, town of Lake, town of Oak Creek, town of Franklin, town of Greenfield and town of Wauwatosa, in Milwaukee county.
William J. Cary, Rep.....12,261
Winfield R. Gaylord, Soc. Dem.....11,814
William J. Kershaw, Dem.....8,081
James M. Skinner, Pro.....74
- The 1st, 6th, 9th, 10th, 13th, 18th, 19th, 22d, 20th and 21st wards of Milwaukee; village of North Milwaukee, village of Whitefish Bay, village of East Milwaukee, town of Milwaukee, town of Granville, in Milwaukee county; Waushara county.
Victor L. Berger, Soc. Dem.....13,497
Henry F. Cochems, Rep.....13,147
Joseph P. Carney, Dem.....8,433
M. A. Schmeyer, Pro.....108
- The counties of Dodge, Fond du Lac, Ozaukee, Sheboygan and Washington.
Michael E. Burke, Dem.....15,759

- William H. Froelich, Rep.....13,278
John C. Bell, Soc. Dem.....1,705
George C. Hill, Pro.....143
- The counties of Buffalo, Clark, Eau Claire, Jackson, LaCrosse, Monroe, Pepin and Trempealeau.
John J. Esch, Rep.....15,365
Paul W. Mahoney, Dem.....7,365
John Marquet, Soc. Dem.....1,180
A. A. Merrill, Pro.....458
 - The counties of Calumet, Mantowoc, Portage, Waupaca, Waushara and Winnebago.
James H. Davidson, Rep.....15,926
Fred B. Rawson, Dem.....10,654
Richard W. Burke, Soc. Dem.....1,950
Charles H. Velte, Pro.....276
 - The counties of Brown, Door, Kewaunee, Marinette, Oconto and Outagamie.
Gustav Kuesterman, Rep.....12,133
Thomas W. Konop, Dem.....12,140
Thomas J. Oliver, Soc. Dem.....1,777
Alexander McEathron, Pro.....74
 - The counties of Ashland, Florence, Forest, Iron, Langlade, Lincoln, Marathon, Oneida, Price, Shawano, Taylor, Vilas and Wood.
E. A. Morse, Rep.....17,360
John F. Lamont, Dem.....11,798
Lynn Thompson, Soc. Dem.....2,832
 - The counties of Barron, Bayfield, Burnett, Chippewa, Douglas, Dunn, Pierce, Polk, Rusk, St. Croix, Sawyer and Washburn.
Irvine L. Lenroot, Rep.....19,680
Henry M. Parks, Soc. Dem.....2,474

LEGISLATURE.	Senate.	House.	J. R.
Republicans.....	27	59	86
Democrats.....	4	29	33
Social democrats.....	2	12	14

STATE OFFICERS.
(All republicans.)
Governor—Francis E. McGovern.
Lieutenant-Governor—Thomas Morris.
Secretary of State—James A. Frear.
Treasurer—Andrew H. Dahl.
Attorney-General—Levi H. Bancroft.
Insurance Commissioner—Herman L. Ekern.
Superintendent of Schools—Charles P. Cary.

WYOMING (Population in 1910, 145,965).

Table with columns: Population in 1910, Counties, Gov. 1910 (Dem. Rep., Carey, Mullen), President 1908 (Rep. Dem., Soc. Ind., Tarf., Bryan, Debs, Higen).

For governor in 1910, W. W. Patterson, Soc., received 1,305 votes. For president in 1908, Chafin, Pro., received 66 votes.

Table for REPRESENTATIVE IN CONGRESS, 1910, listing Frank W. Mondell, Rep., W. B. Ross, Dem., and James Morgan, Soc.

Table for LEGISLATURE, showing Senate and House members for Republicans and Democrats.

STATE OFFICERS. Governor—J. M. Carey, Prog. Rep. Secretary—F. L. Houx, Dem. Auditor—R. B. Forsythe, Rep. Treasurer—J. L. Baird, Rep. Supt. Public Instruction—Miss Rose A. Bird, Dem. Attorney-General—D. A. Preston, Dem.

CHICAGO AND COOK COUNTY.

Vote FOR MAYOR BY PRECINCTS. Election April 4, 1911.

Nominees: Charles E. Merriam, republican; Carter H. Harrison, democrat; William A. Brubaker, prohibitionist; William E. Rodriguez, socialist; Arthur Prince, socialist-labor.

Main table with columns: Precinct No., Mer'm, Har, Bru, Rod.Pr., and corresponding vote counts for candidates I, II, III, IV, V, VI, VII.

Mer'm Har. Bru. Rod. Fr.				Mer'm Har. Bru. Rod. Fr.				Mer'm Har. Bru. Rod. Fr.				Mer'm Har. Bru. Rod. Fr.															
3.....	157	81	1	8	3	22.....	153	152	2	24	3	6.....	100	136	1	35	—	—	—	—	4.....	98	171	—	7	3	
4.....	144	67	1	4	—	23.....	163	165	4	13	1	7.....	145	243	—	31	—	—	—	—	5.....	105	163	4	—	2	
5.....	185	71	1	1	—	24.....	111	97	—	9	—	8.....	127	203	6	22	—	—	—	—	6.....	112	147	1	32	3	
6.....	240	80	3	6	—	25.....	168	153	4	15	—	9.....	119	179	1	19	1	—	—	—	7.....	112	157	3	32	1	
7.....	225	82	1	5	—	26.....	197	98	12	26	1	10.....	181	199	1	27	1	—	—	—	8.....	110	155	2	20	2	
8.....	168	75	—	3	—	27.....	166	179	4	21	—	11.....	204	144	2	13	—	—	—	—	9.....	110	147	2	26	1	
9.....	317	92	2	8	—	28.....	172	160	1	36	1	12.....	187	139	—	20	—	—	—	—	10.....	106	120	—	10	2	
10.....	158	92	—	16	—	29.....	164	112	4	17	2	13.....	158	149	1	21	1	—	—	—	11.....	85	162	—	17	1	
11.....	148	139	2	4	2	30.....	100	121	3	19	1	14.....	115	104	3	15	—	—	—	—	12.....	92	127	—	8	—	
12.....	156	132	1	7	—	31.....	103	150	1	8	—	15.....	123	141	—	26	1	—	—	—	13.....	124	123	1	21	1	
13.....	208	174	4	4	—	32.....	282	108	2	6	—	16.....	127	158	1	36	1	—	—	—	14.....	91	120	—	25	—	
14.....	156	125	—	1	—	33.....	66	61	—	4	—	17.....	50	157	2	30	1	—	—	—	15.....	174	99	1	9	1	
15.....	152	124	1	1	6	Ttl. 3904 4651 64 447 24				18.....	97	189	3	31	—	—	—	—	—	—	16.....	155	148	—	32	—	
16.....	164	131	—	2	1	IX.				19.....	60	128	1	37	1	—	—	—	—	—	17.....	165	116	1	18	1	
17.....	142	101	—	1	7	1.....	50	169	2	12	—	20.....	60	139	4	36	1	—	—	—	18.....	160	108	3	4	1	
18.....	141	107	—	1	1	2.....	46	142	1	19	—	21.....	33	122	—	23	2	—	—	—	19.....	136	109	—	4	—	
19.....	220	142	2	1	—	3.....	52	136	1	23	2	22.....	77	128	—	26	1	—	—	—	20.....	132	99	2	13	—	
20.....	172	87	2	3	1	4.....	25	191	—	26	2	23.....	71	145	—	38	—	—	—	—	21.....	201	103	—	10	—	
21.....	170	120	1	3	—	5.....	70	181	—	15	2	24.....	101	166	2	18	—	—	—	—	22.....	132	104	—	6	1	
22.....	212	157	1	3	—	6.....	35	122	2	22	—	25.....	79	155	3	15	3	—	—	—	23.....	114	123	1	14	1	
23.....	183	38	3	—	—	7.....	68	162	9	13	—	26.....	98	111	2	32	—	—	—	—	24.....	132	131	—	16	1	
24.....	202	92	1	11	1	8.....	47	124	—	16	2	27.....	79	137	2	36	2	—	—	—	25.....	88	124	2	21	1	
25.....	214	40	1	18	—	9.....	50	176	1	14	—	28.....	77	137	1	33	1	—	—	—	26.....	69	121	2	14	2	
26.....	178	27	3	—	—	10.....	49	194	—	9	—	29.....	57	193	1	42	—	—	—	—	27.....	95	113	2	10	2	
27.....	152	75	1	6	—	11.....	47	214	—	16	1	30.....	124	179	8	37	—	—	—	—	28.....	101	120	2	15	—	
28.....	176	60	2	5	1	12.....	49	188	—	23	1	31.....	116	218	1	41	—	—	—	—	29.....	113	76	—	17	—	
29.....	214	49	—	2	2	13.....	71	192	—	23	1	32.....	56	188	—	33	1	—	—	—	30.....	134	86	5	9	1	
30.....	213	39	2	2	—	14.....	48	226	—	21	—	33.....	57	205	1	49	—	—	—	—	31.....	97	102	1	10	—	
31.....	186	97	1	14	—	15.....	62	205	1	13	2	34.....	54	179	—	46	—	—	—	—	32.....	144	121	—	13	—	
32.....	197	76	4	6	1	16.....	60	168	—	12	—	35.....	83	160	2	55	—	—	—	—	33.....	109	72	1	13	—	
33.....	185	89	1	12	—	17.....	32	218	—	16	—	36.....	103	184	3	39	3	—	—	—	34.....	110	88	4	13	1	
34.....	208	53	—	6	—	Ttl. 861 3008 19 289 12				37.....	85	174	—	66	1	—	—	—	—	—	35.....	125	86	3	13	2	
35.....	208	53	—	2	1	X.				38.....	85	176	3	59	1	—	—	—	—	—	36.....	107	108	3	13	2	
36.....	312	89	1	9	—	1.....	74	134	1	18	—	39.....	78	228	1	35	1	—	—	—	37.....	91	101	2	11	—	
37.....	206	49	—	3	—	2.....	49	148	—	28	—	40.....	52	196	1	64	—	—	—	—	Ttl. 4313 4458 50 608 33						
38.....	149	127	2	9	—	3.....	67	118	—	40	—	41.....	81	203	3	52	1	—	—	—	XV.						
39.....	240	157	2	9	1	4.....	44	182	3	48	2	42.....	51	231	2	66	3	—	—	—	1.....	133	102	1	21	3	
40.....	228	95	1	5	1	5.....	51	148	1	25	2	43.....	41	158	5	66	3	—	—	—	2.....	103	98	2	30	3	
41.....	137	114	1	4	2	6.....	84	135	1	28	1	Ttl. 3844 7201 75 1494 32				4.....	88	140	—	—	—	3.....	106	113	2	40	2
42.....	183	125	1	13	1	7.....	56	104	1	22	1	1.....	75	136	4	12	1	—	—	—	5.....	109	171	1	21	1	
43.....	122	120	3	7	1	8.....	47	202	2	9	—	2.....	88	122	4	32	1	—	—	—	6.....	88	146	—	47	2	
44.....	237	124	3	14	1	9.....	61	167	1	19	—	3.....	132	66	5	23	—	—	—	—	7.....	118	114	1	27	—	
45.....	203	103	2	11	1	10.....	64	204	2	22	—	4.....	157	106	2	9	—	—	—	—	8.....	108	130	2	52	1	
46.....	149	109	2	16	2	11.....	48	245	2	16	—	5.....	130	105	2	9	—	—	—	—	9.....	110	125	3	46	1	
47.....	174	94	2	10	1	12.....	32	158	1	19	—	6.....	139	98	1	9	—	—	—	—	10.....	106	144	—	34	4	
48.....	164	94	—	12	1	13.....	39	177	1	31	—	7.....	149	95	—	6	1	—	—	—	11.....	111	126	2	40	1	
49.....	187	98	—	12	1	14.....	46	155	1	19	—	8.....	131	112	1	22	—	—	—	—	12.....	125	103	4	34	—	
50.....	107	134	—	13	2	15.....	80	159	—	26	1	9.....	138	133	1	5	—	—	—	—	13.....	125	69	—	29	—	
51.....	165	123	1	26	—	16.....	43	71	1	27	—	10.....	118	153	4	7	1	—	—	—	14.....	111	93	1	37	1	
52.....	105	119	1	13	—	17.....	72	205	2	29	2	11.....	158	153	1	11	1	—	—	—	15.....	199	105	—	26	—	
53.....	166	140	2	23	—	18.....	68	202	1	24	—	12.....	160	62	1	6	—	—	—	—	16.....	161	125	9	27	2	
54.....	188	108	1	8	1	19.....	43	200	—	29	1	13.....	171	111	1	8	—	—	—	—	17.....	123	182	2	39	—	
55.....	180	116	3	11	1	Ttl. 1068 3214 19 475 13				14.....	173	106	1	4	—	—	—	—	—	—	18.....	126	156	2	47	1	
56.....	160	75	1	2	—	XI.				15.....	153	106	1	4	—	—	—	—	—	—	19.....	111	116	3	41	—	
57.....	261	69	—	7	1	1.....	98	115	—	6	—	16.....	236	116	1	9	—	—	—	—	20.....	111	130	—	1	2	
58.....	222	87	3	10	—	2.....	98	140	—	27	—	17.....	104	170	2	25	—	—	—	—	21.....	148	126	2	29	1	
59.....	211	77	1	6	—	3.....	71	161	—	29	1	18.....	205	193	2	13	—	—	—	—	22.....	84	200	—	23	—	
60.....	185	58	—	11	1	4.....	71	128	—	26	1	19.....	194	192	—	5	—	—	—	—	23.....	155	142	—	19	2	
61.....	178	94	—	11	1	5.....	67	153	1	9	1	20.....	153	129	1	9	—	—	—	—	24.....	194	124	1	19	2	
62.....	140	80	1	15	1	6.....	39	235	4	32	1	21.....	168	157	2	10	—	—	—	—	25.....	154	121	3	18	1	
63.....	126	86	1	7	—	7.....	100	138	3	16	2	22.....	86	185	—	7	1	—	—	—	26.....	108	132	—	17	1	
64.....	322	118	—	5	1	8.....	93	108	1	22	2	23.....	131	168	—	2	16	—	—	—	27.....	118	151	—	29	—	
65.....	167	129	—	1	5	9.....	93	122	1	14	1	24.....	119	154	1	15	1	—	—	—	28.....	109	137	—	26	1	
66.....	203	116	—	1	3	10.....	94	123	—	19	1	25.....	103	144	—	8	1	—	—	—	29.....	87	161	2	36	5	
67.....	203	116	—	1	3	11.....	75																				

Mer'n	Har.	Bru.	Rod.Pr.	19.	Mer'n	Har.	Bru.	Rod.Pr.	36.	Mer'n	Har.	Bru.	Rod.Pr.	16.	Mer'n	Har.	Bru.	Rod.Pr.	
18.....	75	147	2	15	19.....	63	151	1	12	36.....	84	127	30	16.....	46	210	2	21	
19.....	60	207	1	20	20.....	53	139	—	8	37.....	78	135	2	17	17.....	66	229	1	
20.....	80	182	1	26	21.....	64	149	—	6	38.....	76	135	1	16	18.....	76	183	—	
21.....	68	124	1	24	22.....	84	143	1	12	39.....	79	71	—	10	19.....	65	152	—	
22.....	72	147	1	31	23.....	48	131	—	18	40.....	62	143	1	20	20.....	57	187	—	
23.....	84	140	4	33	24.....	46	157	1	11	41.....	61	86	—	8	21.....	124	136	1	
24.....	65	133	1	26	25.....	45	162	1	25	42.....	60	128	4	18	22.....	159	64	3	
25.....	57	155	2	23	Ttl..1542 3512 39 328 41				43.....	66	125	2	15	23.....	103	123	2	5	
26.....	43	158	2	11	XX.				Ttl..4143 4817 73 554 22				24.....	136	135	—	15		
27.....	49	175	2	14	1.....	106	88	2	13	XXII.				25.....	89	134	1	16	
28.....	33	154	—	7	2.....	125	109	1	6	1.....	65	184	—	8	26.....	110	127	2	14
29.....	63	217	—	7	3.....	126	90	3	10	2.....	98	143	—	23	27.....	93	143	2	12
Ttl..1702 4935 31 505 39				4.....	176	83	2	12	3.....	88	140	—	20	28.....	109	129	1	19	
XVII.				5.....	149	118	1	21	4.....	50	95	—	9	29.....	104	146	2	17	
1.....	79	128	1	15	6.....	166	82	3	9	5.....	64	129	—	13	30.....	83	110	2	27
2.....	72	149	1	16	7.....	112	99	2	13	6.....	81	143	1	15	31.....	111	136	1	27
3.....	57	193	2	14	8.....	141	98	1	12	7.....	72	159	1	28	Ttl..3101 4683 28 839 37				
4.....	62	137	—	17	9.....	138	83	—	17	8.....	61	130	1	28	XXV.				
5.....	60	174	—	17	10.....	157	119	4	13	9.....	66	138	—	39	1.....	212	122	—	4
6.....	66	165	2	14	11.....	102	92	2	15	10.....	55	152	2	22	2.....	212	91	1	11
7.....	92	164	1	24	12.....	93	90	5	13	11.....	65	174	4	20	3.....	155	132	2	25
8.....	34	148	—	2	13.....	105	122	1	19	12.....	124	144	3	24	4.....	177	140	1	17
9.....	59	138	2	21	14.....	106	90	1	19	13.....	96	137	2	7	5.....	159	104	1	7
10.....	60	111	—	14	15.....	133	96	6	24	14.....	97	118	3	20	6.....	154	128	—	3
11.....	106	114	—	24	16.....	136	97	1	23	15.....	77	136	1	17	7.....	154	116	5	18
12.....	78	111	2	11	17.....	172	112	1	29	16.....	67	154	1	21	8.....	108	127	1	29
13.....	58	116	3	17	18.....	139	139	1	25	17.....	100	134	2	13	9.....	117	137	2	15
14.....	92	107	—	20	19.....	84	109	2	23	18.....	83	149	3	16	10.....	143	126	3	15
15.....	49	105	—	8	20.....	67	81	1	18	19.....	106	151	4	22	11.....	112	104	1	28
16.....	59	121	1	13	21.....	114	106	1	18	20.....	46	128	6	13	12.....	135	96	1	22
17.....	70	133	—	25	22.....	147	132	—	13	21.....	108	105	—	25	13.....	130	113	1	26
18.....	112	114	1	17	23.....	82	107	—	18	22.....	91	81	—	12	14.....	137	105	2	20
19.....	92	111	2	17	24.....	90	147	1	19	23.....	63	98	—	5	15.....	226	131	6	18
20.....	95	148	1	20	25.....	58	153	2	23	24.....	113	99	1	16	16.....	118	125	1	19
21.....	81	146	—	20	26.....	146	136	—	12	25.....	73	107	2	9	17.....	122	65	1	2
22.....	97	138	4	22	27.....	90	108	—	34	26.....	76	151	2	2	18.....	187	120	1	9
23.....	104	116	1	17	28.....	125	104	1	29	27.....	40	138	—	17	19.....	194	80	—	2
24.....	102	178	—	3	29.....	94	131	1	31	28.....	66	108	—	15	20.....	227	99	1	2
25.....	78	144	1	10	30.....	124	128	1	29	Ttl..2155 3733 52 499 24				21.....	163	115	2	13	
26.....	64	133	1	20	31.....	128	113	2	19	1.....	126	113	2	8	22.....	152	103	3	23
Ttl..2022 3657 29 427 24				32.....	107	123	—	19	—	2.....	121	87	4	10	23.....	173	89	4	31
XVIII.				33.....	141	104	3	16	—	3.....	117	85	1	4	24.....	151	86	3	21
1.....	52	253	—	6	34.....	116	135	1	22	4.....	152	102	2	18	25.....	195	62	1	39
2.....	62	200	4	8	35.....	104	125	2	20	5.....	101	112	—	26	26.....	175	129	1	43
3.....	80	155	2	10	36.....	107	116	2	19	6.....	158	124	—	28	27.....	149	69	1	24
4.....	88	142	2	10	37.....	78	185	—	19	7.....	155	115	2	16	28.....	158	102	2	10
5.....	69	169	2	13	38.....	107	116	2	15	8.....	135	98	3	3	29.....	183	93	—	21
6.....	102	160	1	22	39.....	104	153	—	21	9.....	149	140	3	18	30.....	126	77	—	39
7.....	97	129	2	32	40.....	94	164	1	34	10.....	163	132	2	15	31.....	204	124	2	17
8.....	106	141	2	9	41.....	79	126	—	11	11.....	122	114	—	22	32.....	163	110	—	52
9.....	88	149	2	13	42.....	65	111	1	26	12.....	128	112	—	25	33.....	141	115	1	14
10.....	46	187	2	18	43.....	78	135	2	18	13.....	121	157	1	12	34.....	173	73	1	5
11.....	53	159	3	16	Ttl..4926 4959 64 780 30				14.....	95	174	1	17	35.....	134	129	1	7	
12.....	20	330	1	7	XXI.				15.....	88	183	1	34	36.....	148	79	1	12	
13.....	20	299	5	10	1.....	78	71	—	1	16.....	62	152	3	47	37.....	134	90	—	15
14.....	100	235	1	8	2.....	108	44	—	5	17.....	62	109	1	24	38.....	179	127	—	5
15.....	79	161	1	10	3.....	78	76	—	8	18.....	96	110	2	19	39.....	147	101	—	1
16.....	56	183	2	11	4.....	89	100	1	13	19.....	84	162	—	34	40.....	148	117	—	6
17.....	44	201	2	10	5.....	102	166	2	15	20.....	65	165	—	16	41.....	136	89	3	1
18.....	57	139	2	7	6.....	66	132	1	13	21.....	96	125	1	34	42.....	212	85	1	3
19.....	29	263	4	6	7.....	73	143	4	27	22.....	81	125	—	13	43.....	190	90	2	1
20.....	58	209	3	8	8.....	94	117	2	9	23.....	53	92	1	6	44.....	233	102	1	2
21.....	53	193	4	11	9.....	101	74	—	17	24.....	55	114	—	27	45.....	186	66	1	2
22.....	60	154	1	13	10.....	101	91	1	11	25.....	55	114	—	27	46.....	209	95	—	4
23.....	82	140	3	25	11.....	100	97	—	13	26.....	70	163	2	33	47.....	172	111	1	5
24.....	66	198	1	16	12.....	79	51	—	4	27.....	59	160	1	22	48.....	224	102	—	5
25.....	104	157	1	10	13.....	138	55	—	4	28.....	43	132	1	17	49.....	166	117	4	2
26.....	91	248	7	26	14.....	151	93	1	2	29.....	71	164	1	19	50.....	210	79	1	2
Ttl..1822 5014 58 335 17				15.....	160	101	—	6	—	30.....	57	173	1	17	51.....	216	109	2	10
XIX.				16.....	132	101	2	8	—	31.....	151	174	3	18	52.....	218	117	2	3
1.....	61	111	5	9	17.....	124	99	1	11	32.....	101	115	4	17	53.....	265	101	—	3
2.....	66	139	4	14	18.....	100	112	1	18	33.....	101	115	4	18	54.....	186	97	1	3
3.....	53	182	4	18	19.....	90	81	2	14	34.....	215								

XXVI.		Bru.	Rod.	Pr.	Mer's Har.		Bru.	Rod.	Pr.	Mer's Har.		Bru.	Rod.	Pr.	Mer's Har.		Bru.	Rod.	Pr.	Mer's Har.		Bru.	Rod.	Pr.						
1.....	113	123	1	46	1	38.....	82	128	1	48	4	23.....	115	154	2	15	1	40.....	195	117	1	35	1							
2.....	90	121	—	65	1	39.....	137	121	2	26	4	24.....	124	207	1	12	1	41.....	114	139	2	20	3							
3.....	127	86	—	59	1	40.....	208	139	4	26	1	25.....	122	186	—	19	1	42.....	157	132	3	28	1							
4.....	112	106	2	47	2	41.....	236	98	4	17	—	26.....	95	169	3	13	—	43.....	144	208	1	45	2							
5.....	121	136	4	29	2	42.....	173	78	2	21	2	27.....	85	193	3	1	28	1	44.....	162	190	—	49	9						
6.....	113	101	—	34	—	43.....	186	150	6	53	2	28.....	117	192	4	14	2	45.....	223	86	—	18	1							
7.....	90	152	2	34	—	44.....	203	99	6	52	1	29.....	140	171	2	23	1	46.....	187	104	1	26	1							
8.....	116	132	3	43	1	45.....	147	150	2	49	2	30.....	140	173	2	22	1	Ttl. 7240 6100 83 944 44												
9.....	116	180	1	30	—	46.....	130	83	3	49	2	31.....	101	267	2	39	1	XXXII.												
10.....	118	119	—	33	—	47.....	190	94	5	37	1	32.....	89	175	—	25	3	1.....	149	109	1	9	—							
11.....	156	124	2	23	—	48.....	232	109	4	55	1	33.....	75	80	1	15	—	2.....	120	73	3	5	2							
12.....	115	167	1	35	1	49.....	139	147	2	56	1	Ttl. 3127 5873 47 628 34		34.....	109	174	—	3.....	169	52	7	6	—							
13.....	140	112	2	34	1	50.....	135	87	2	29	4	XXX.		35.....	77	104	—	4.....	211	67	7	6	—							
14.....	109	88	—	56	2	51.....	123	119	—	56	3	1.....	77	104	—	5	—	5.....	143	54	3	5	—							
15.....	104	108	—	36	3	52.....	107	123	—	54	3	2.....	78	128	1	4	—	6.....	119	119	5	11	2							
16.....	141	223	5	51	3	53.....	147	128	—	67	—	3.....	109	202	3	13	7	7.....	114	112	8	11	2							
17.....	184	136	1	31	—	54.....	96	112	—	42	—	4.....	115	108	—	9	—	8.....	153	100	4	10	—							
18.....	115	84	1	14	—	55.....	168	187	3	50	3	5.....	93	127	1	7	—	9.....	138	125	—	18	3							
19.....	171	164	3	36	1	56.....	136	167	1	57	1	6.....	87	150	4	31	3	10.....	203	140	1	27	—							
20.....	151	106	1	33	6	57.....	94	109	3	42	—	7.....	75	124	1	13	3	11.....	126	127	3	26	1							
21.....	170	145	3	34	3	58.....	119	110	3	59	1	8.....	113	156	1	15	—	12.....	151	117	2	11	—							
22.....	169	99	—	16	—	59.....	111	95	—	38	3	9.....	104	176	1	22	1	13.....	127	110	1	7	1							
23.....	145	130	1	24	1	60.....	108	161	4	41	1	10.....	52	158	—	15	14	14.....	123	81	2	6	1							
24.....	156	114	1	18	1	Ttl. 7890 8133 134 2819 91		25.....	151	201	—	11.....	51	215	1	5	—	15.....	198	94	2	8	—							
25.....	161	100	1	23	1	XXXVII.		26.....	102	106	3	12.....	100	180	1	6	1	16.....	176	78	3	2	1							
26.....	122	107	1	17	—	1.....	68	154	—	32	—	13.....	64	244	7	5	5	17.....	210	67	—	8	1							
27.....	165	158	—	13	—	2.....	112	142	2	25	—	14.....	66	200	5	3	—	18.....	188	91	1	7	—							
28.....	161	154	1	24	—	3.....	58	98	4	46	2	15.....	83	165	1	6	1	19.....	194	85	4	7	—							
29.....	125	116	1	23	—	4.....	105	120	2	46	2	16.....	114	160	2	5	—	20.....	156	78	2	9	1							
30.....	196	134	3	27	1	5.....	125	115	2	36	—	17.....	63	203	4	4	—	21.....	236	85	—	6	—							
31.....	212	97	12	14	—	6.....	130	117	2	36	—	18.....	65	178	4	5	—	22.....	261	57	2	5	1							
32.....	242	89	5	6	1	7.....	175	101	2	27	—	19.....	48	167	1	11	1	23.....	198	57	2	8	1							
33.....	251	122	4	26	1	8.....	157	125	—	44	3	20.....	84	160	4	10	—	24.....	198	123	4	8	1							
34.....	197	101	1	22	1	9.....	127	110	5	29	3	21.....	103	185	1	12	1	25.....	183	139	2	24	—							
35.....	211	73	2	4	2	10.....	153	115	3	41	2	22.....	76	158	4	13	—	26.....	147	165	1	9	3							
36.....	203	83	1	11	1	11.....	102	106	3	24	1	23.....	78	84	—	24	—	27.....	159	138	—	—	1							
37.....	177	72	7	6	—	12.....	122	106	1	53	5	24.....	68	111	1	14	—	28.....	146	169	—	34	—							
38.....	204	75	4	5	—	13.....	97	111	1	43	—	25.....	121	92	1	2	—	29.....	170	148	2	32	2							
39.....	202	91	3	1	—	14.....	75	113	2	35	2	26.....	144	105	—	8	—	30.....	153	125	4	27	2							
40.....	194	109	5	5	4	15.....	60	99	9	28	—	27.....	153	82	—	2	—	31.....	220	112	5	54	2							
41.....	205	104	4	27	4	16.....	82	177	—	29	—	28.....	113	60	5	2	—	32.....	279	106	3	14	—							
42.....	206	75	3	19	1	17.....	82	155	2	34	3	29.....	126	101	3	14	—	33.....	276	150	3	8	—							
43.....	176	123	5	5	5	18.....	91	168	1	33	3	30.....	101	137	1	30	4	34.....	155	90	6	3	1							
44.....	140	161	4	2	2	19.....	114	170	3	1	31	31.....	114	80	1	15	—	35.....	243	88	3	10	—							
45.....	159	108	3	18	1	20.....	155	185	1	18	3	32.....	77	135	3	21	1	36.....	160	115	2	11	—							
46.....	187	96	3	20	1	21.....	56	163	1	33	6	33.....	67	108	1	20	—	37.....	143	95	1	3	1							
47.....	172	176	1	25	1	22.....	104	138	2	35	3	34.....	57	131	1	12	—	38.....	118	126	—	25	1							
48.....	133	161	2	15	2	23.....	158	138	3	38	3	35.....	133	172	1	8	—	39.....	138	138	1	12	1							
49.....	93	109	2	6	—	24.....	105	174	2	31	2	Ttl. 3170 5040 60 398 21		40.....	93	131	—	40.....	197	105	4	5	—							
Ttl. 7750 5900 114 1280 47		XXXI.		1.....		136	150	—	14	—	XXXII.		1.....		136	150	—	14	—	42.....	129	82	1	17	2					
XXXVII.		2.....		125		130	1	16	—	2.....		125		130	1	16	—	43.....		120	119	1	12	1						
1.....		225		123		4	11	3	3.....		75		100		1	3	—	44.....		264	108	3	15	1						
2.....		102		42		1	10	—	4.....		159		122		1	17	—	45.....		133	66	1	5	—						
3.....		88		32		1	5	—	5.....		180		116		—	17	1	46.....		248	92	3	9	—						
4.....		243		286		5	6	—	6.....		108		127		1	14	—	47.....		194	118	3	4	—						
5.....		152		122		5	6	—	7.....		142		119		—	9	—	Ttl. 8167 4907 114 639 36		XXXIII.										
6.....		147		150		4	80	4	8.....		151		75		1	4	—	1.....		213		155		—		22		—		
7.....		134		189		2	76	2	9.....		126		84		2	4	—	2.....		184		132		2		31		—		
8.....		210		89		4	10	—	10.....		177		66		1	5	—	3.....		132		162		2		46		1		
9.....		136		99		—	55	2	11.....		118		104		—	11	—	4.....		142		131		6		24		1		
10.....		167		100		1	60	2	12.....		200		87		6	6	1	4	5.....		171		114		2		24		1	
11.....		106		171		1	55	2	13.....		140		145		8	16	—	6.....		168		107		3		27		2		
12.....		151		135		6	46	1	14.....		158		116		2	10	1	7.....		226		124		3		17		—		
13.....		97		97		1	31	1	15.....		151		119		5	8	—	8.....		198		139		5		32		3		
14.....		160		143		2	40	—	16.....		111		109		—	25	1	9.....		82		122		1		38		—		
15.....		283		146		3	43	—	17.....		124		95		—	13	1	10.....		102		128		2		28		—		
16.....		118		111		3	47	2	18.....		155		133		2	19	1	11.....		178		175		2		27		1		
17.....		232		107		1	40	3	19.....		141		202		—	8	—	12.....		62		120		2		17		—		
18.....		156		146		—	5	80	3	20.....		204		189		4	2	—	13.....		98		164		2		45		2	
19.....		267		181		—	63	1	21.....																					

Table with 4 columns: Mer's, Har., Bru., Rod.Pr. containing numerical data for various categories.

Ttl. 5419 4029 97 1237 31

XXXIV.

Table with 4 columns: Mer's, Har., Bru., Rod.Pr. containing numerical data for various categories.

VOTE FOR ALDERMEN.

April 4, 1911.

Table listing names of aldermen and their respective vote counts.

Table with 4 columns: Mer's, Har., Bru., Rod.Pr. containing numerical data for various categories.

Ttl. 5388 7164 77 1098 44

XXXV.

Table with 4 columns: Mer's, Har., Bru., Rod.Pr. containing numerical data for various categories.

Table with 4 columns: Mer's, Har., Bru., Rod.Pr. containing numerical data for various categories.

Ttl. 6553 4678 128 987 42

GRAND TOTAL.

Table listing names and their corresponding grand total values.

Table listing names of ward representatives and their respective vote counts.

Table listing names of ward representatives and their respective vote counts.

CITY TREASURER.

Nominees: Albert W. Bellfuss, republican; Henry Stuckart, democrat; Frederick Hunsche, prohibitionist; John M. Collins, socialist; Henry Hofte, socialist-lab.

Table with 4 columns: Ward, Bellfuss, Stuckart, Hunsche, Collins, Hofte containing numerical data.

Ward.	Beifuss	Stocker	Hunscher	Col'n	Haft
28.....	5092	4724	75	1363	58
29.....	2342	5996	45	600	28
30.....	2617	4912	56	378	23
31.....	5996	6725	151	963	50
32.....	7223	5254	144	639	42
33.....	4726	3934	141	1254	36
34.....	4823	7003	84	1114	53
35.....	6293	4208	172	1036	46
Total.	145689	168567	2475	25293	1156

CITY CLERK.

Nominees: William Mayhew, republican; Francis D. Connery, democrat; John E. Larson, prohibitionist; John C. Flora, socialist; Albert Lingenfelder, socialist-labor.

Ward.	Mayhew	Connery	Larson	Flora	Lingf.
1.....	1343	4987	44	188	16
2.....	2847	3837	72	259	19
3.....	4065	4015	66	275	22
4.....	1345	4696	50	294	24
5.....	1982	5304	68	312	19
6.....	3004	6016	83	329	15
7.....	11641	6923	150	636	55
8.....	3392	4362	97	495	28
9.....	607	2845	14	298	12
10.....	863	2991	20	476	15
11.....	1613	4085	50	565	40
12.....	3107	6687	96	1564	36
13.....	4741	6806	86	480	15
14.....	3409	4673	63	593	51
15.....	3582	4413	54	1076	42
16.....	1509	4479	26	443	37
17.....	1704	3315	27	364	27
18.....	1555	4676	55	333	17
19.....	1125	3202	38	318	45

Ward.	Mayhew	Connery	Larson	Flora	Lingf
20.....	4295	4940	88	781	31
21.....	3717	4815	95	554	27
22.....	1804	3603	74	514	27
23.....	2815	4208	46	695	25
24.....	2565	4686	43	834	37
25.....	11667	7940	255	961	47
26.....	6595	6319	219	2406	57
27.....	7169	8443	279	3055	100
28.....	3857	5902	109	1312	54
29.....	2438	5641	40	652	37
30.....	2553	4884	78	387	26
31.....	6056	6367	220	990	54
32.....	7425	5089	163	646	41
33.....	4462	4128	173	1262	35
34.....	4323	7350	100	1141	64
35.....	5546	4894	243	1051	51
Total.	135750	177631	3359	26539	1243

VOTE ON PROPOSITIONS.

April 4, 1911.

Shall bonds of the city of Chicago for the purpose of paying and discharging judgments against the city of Chicago in the sum of \$900,000 be issued by the city council?

Yes—164,919.

No—68,830.

Shall bonds of the city of Chicago for the purpose of constructing bridges in the city of Chicago in the sum of \$4,655,000 be issued by the city council?

Yes—211,427.

No—65,104.

Shall the following be adopted? Proposition to issue bonds of Lincoln park to the amount of \$875,000 for the purpose of enlarging and improving Lincoln park and for the completion of work already begun.

Yes—37,921.

No—17,388.

Shall an ordinance be passed authorizing the issuing of drayshop licenses within the territory described as follows:

"All that part of the city of Chicago bounded on the north by the Illinois and Michigan canal, on the east by South Western avenue and on the south by West 35th street and on the west by South 40th avenue produced from the north.

"And all that part of the city of Chicago bounded on the north by West North avenue and on the west by North and South 4th avenue and on the south by West 12th street and on the east by North and South 40th avenue.

"And all that part of the city of Chicago bounded on the north by West 12th street, on the east by South 40th avenue, on the south by West 39th street and the Illinois and Michigan canal and on the west by the Chicago and Western Indiana railroad right of way, formerly South 46th avenue."

Yes—5,586.

No—4,773.

For the annexation of the village of Morgan Park.

For—167,588.

Against—64,569.

(The voters of Morgan Park approved the proposition by a vote of 441 for to 410 against, so the village was annexed.)

For the annexation of the town of Cicero to the city of Chicago.

For—168,026.

Against—62,442.

(The voters of the town of Cicero rejected the proposition by a vote of 1,466 against to 620 for, so the town was not annexed.)

For the annexation of the village of Oak Park to the city of Chicago.

For—211,662.

Against—32,598.

(The voters of Oak Park rejected the proposition by a vote of 3,025 against to 1,055 for, so the village was not annexed.)

VOTE AT CHICAGO PRIMARIES FEB. 28, 1911.

FOR MAYOR—DEMOCRATIC.

Candidates: Carter H. Harrison, Edward F. Dunne, Andrew J. Graham.

Ward.	Harrison	Dunne	Graham	Party vote
1.....	2,979	521	570	4,133
2.....	1,157	923	963	3,081
3.....	957	820	772	2,573

Ward.	Harrison	Graham	Dunne	Party vote
4.....	1,264	2,160	1,155	4,673
5.....	1,087	2,636	1,021	4,836
6.....	1,449	2,320	501	4,391
7.....	1,509	2,825	833	5,241
8.....	1,418	1,193	565	3,241
9.....	1,171	649	614	2,491
10.....	1,407	437	773	2,646
11.....	1,774	773	1,058	3,670
12.....	2,423	1,370	1,646	5,641
13.....	1,671	2,262	2,151	6,501
14.....	1,313	1,254	2,088	4,707
15.....	1,914	859	1,136	3,967
16.....	1,330	486	1,354	3,303
17.....	1,078	691	960	2,658
18.....	1,414	603	2,347	4,455
19.....	962	971	1,294	3,217
20.....	1,253	1,195	1,329	3,806
21.....	1,945	1,037	1,303	4,336
22.....	1,397	932	827	3,225
23.....	1,526	891	674	3,146
24.....	2,153	1,165	864	4,238
25.....	2,157	1,899	1,361	5,447
26.....	2,585	1,660	963	5,260
27.....	2,520	2,334	1,159	6,062
28.....	2,057	819	1,052	3,969
29.....	1,791	2,588	1,077	5,893
30.....	773	3,497	813	5,138
31.....	1,373	3,430	983	5,781
32.....	1,036	2,267	948	4,275
33.....	771	2,020	770	3,600
34.....	2,123	2,418	1,543	6,135
35.....	1,380	1,488	1,112	4,017
Total.....	55,116	53,696	38,578	149,219
Plurality.....	1,420			

FOR MAYOR—REPUBLICAN.

Candidates: Charles E. Merriam, John R. Thompson, John F. Smulski, Tom Murray, John Edward Scully.

Ward.	Merriam	Thompson	Smulski	Murray	Scully	Party vote
1.....	289	525	73	39	16	982
2.....	1,195	842	733	61	21	2,943
3.....	1,312	1,353	813	124	39	3,672
4.....	228	550	205	26	12	1,027
5.....	499	574	327	30	19	1,483
6.....	3,387	3,002	379	142	25	6,985
7.....	6,660	1,370	770	277	49	9,346
8.....	1,395	479	664	86	45	2,732
9.....	137	588	132	9	9	928
10.....	156	563	198	12	12	969
11.....	317	576	433	18	16	1,382
12.....	908	739	1,185	68	44	3,031
13.....	1,796	894	495	58	160	3,465
14.....	1,145	498	566	37	20	2,368
15.....	1,136	167	1,422	48	20	2,842
16.....	130	60	1,496	7	7	1,772
17.....	316	125	1,289	23	14	1,852
18.....	225	108	348	23	12	738
19.....	271	427	123	19	14	890
20.....	1,556	1,593	223	102	72	3,645
21.....	1,318	791	124	68	12	2,340
22.....	464	555	158	27	12	1,258
23.....	955	747	206	58	13	2,026
24.....	657	918	216	42	15	1,852
25.....	6,483	1,930	980	300	55	9,881
26.....	3,037	963	660	136	26	4,787
27.....	3,356	507	1,870	138	35	6,007

Ward.	Merriam	Thompson	Smulski	Murray	Scully	Party vote
28.....	1,451	192	1,892	63	25	3,663
29.....	373	138	949	29	19	1,545
30.....	485	341	901	50	15	1,850
31.....	2,433	710	990	112	29	4,336
32.....	3,309	929	1,254	210	43	5,819
33.....	1,350	640	818	118	32	4,186
34.....	1,569	1,031	773	95	69	3,573
35.....	2,711	982	487	96	30	4,517
Total.....	53,089	26,406	13,138	2,799	1,052	110,721
Plurality, 26,683.						

FOR MAYOR—SOCIALIST.

W. E. Rodriguez (no opposition).....2,143

FOR MAYOR—PROHIBITIONIST.

William A. Brubaker (no opposition).....433

FOR CITY TREASURER—REPUBLICAN.

Albert W. Bellfuss.....69,787

Oscar R. Hillstrom.....25,019

Bellfuss' plurality.....44,769

FOR CITY TREASURER—DEMOCRATIC.

Henry Stuckart (no opposition).....119,875

FOR CITY CLERK—REPUBLICAN.

William Maybew.....48,913

John C. Cannon.....42,790

Maybew's plurality.....6,128

FOR CITY CLERK—DEMOCRATIC.

Francis Connery.....53,421

James R. Conzidine.....46,643

Daniel E. Devlin.....10,773

Stephen A. Ladd.....10,362

Connery's plurality.....7,773

SUMMARY OF VOTE.

Democratic.....149,219

Republican.....110,721

Socialist.....2,143

Prohibitionist.....433

Total vote.....262,515

JUDICIAL ELECTION, NOV. 7, 1911.

Superior Court Judges.

Ten to be elected. Successful candidates marked with an asterisk (*).

Republican nominees: Marcus A. Kavanaugh*, William H. McSurely*, Albert C. Barnes*, Henry V. Freeman*, McKenzie Cleland, Charles M. Foell*, Andrew J. Redmond, Hugo Pam*, Edward A. Dick-er*, Joseph J. Sullivan.

Democratic nominees: John J. Coburn, Joseph H. Fitch*, Walter T. Stanton, Daniel L. Cruice, M. L. McKinley*, Daniel G. Ramsay, Ross C. Hall, Denis E. Sullivan, Clarence N. Goodwin*, Thomas J. Dawson.

Prohibition nominees: Orpheus A. Harding, Thomas H. Gault, William Street, John H. Hill.

Socialist nominees: D. J. Bentall, Charles Schroeder, Vincent Verde, Samuel Block, Carl Strover, Louis J. Delson, E. Hazel Black, John C. McCoy, Harry E. Murphy, Otto C. Christensen.

Independent, by petition: Charles E. Zollars.

REPUBLICAN NOMINEES—TABLE I.

Ward.	Kavanaugh	McSurely	Barnes	Freeman	Cleland
1.....	1311	884	781	791	701
2.....	2443	228	2022	2109	1846
3.....	2754	2528	2200	2254	1929
4.....	1054	853	741	680	718
5.....	1509	1193	932	867	970
6.....	6570	6226	5325	5653	3913
7.....	8216	7768	7006	7167	5230
8.....	1969	1806	1610	1655	1507
9.....	620	535	455	467	584
10.....	711	647	535	528	552
11.....	1139	1004	879	841	856
12.....	2383	2102	1871	1808	1689
13.....	4116	3469	2873	2924	2748
14.....	2282	2068	1823	1804	1697
15.....	2332	2176	1979	1889	1715
16.....	1149	1070	971	954	885
17.....	1166	1142	976	972	915
18.....	962	877	633	633	655
19.....	896	659	515	520	615
20.....	3100	2864	2516	2552	2294
21.....	2941	2728	2361	2455	1618
22.....	1224	1082	967	961	865

Ward.	Kavanaugh	McSurely	Barnes	Freeman	Cleland
23.....	2126	1932	1692	1738	1375
24.....	1827	1626	1468	1437	1293
25.....	9310	8900	7780	8171	6475
26.....	4663	4220	3863	3894	3129
27.....	4881	4521	4146	4076	3626
28.....	3062	2862	2627	2548	2361
29.....	1446	1248	1060	974	1067
30.....	1805	1543	1292	1197	1268
31.....	4073	3627	3116	3085	3128
32.....	5289	4977	4522	4598	4561
33.....	2565	2321	2173	2230	2055
34.....	3540	2902	2528	2441	2231
35.....	3697	3480	3108	3092	2727

Total city.....99121 90020 79376 79956 68794

Cicero.....463 447 420 416 382

Towns.....12286 11950 11283 11382 9248

Grand total.....112860 102417 91079 91763 78404

REPUBLICAN NOMINEES—TABLE II.

Ward.	Foell	Redmond	Pam	Dicker	Sullivan
1.....	695	612	930	681	680
2.....	1895	1621	2249	1741	1597
3.....	1966	1696	2403	1859	1663
4.....	729	594	769	653	667
5.....	815	846	998	967	969
6.....	4604	3168	5581	4222	3997
7.....	5941	4215	6471	5284	3183
8.....	1504	1403	1714	1466	1343
9.....	449	387	1017	543	664
10.....	464	479	850	509	541
11.....	732	706	1155	714	766
12.....	1547	1448	2257	1487	1493
13.....	2358	2163	2666	3092	2364
14.....	1625	1518	1804	1571	1609
15.....	1753	1547	2166	1628	1628
16.....	874	862	1016	838	1698
17.....	948	828	988	856	1060
18.....	552	524	832	723	597
19.....	514	523	778	553	575
20.....	2327	1913	2933	2307	1968
21.....	2667	1500	2289	1849	1595
22.....	933	797	934	763	827
23.....	1603	1265	1639	1375	1288
24.....	1379	1157	1445	1174	1273
25.....	6974	4724	7314	5960	4711
26.....	3333	2538	3478	2895	2391
27.....	3590	2939	3700	3142	3104
28.....	2242	2089	2406	2038	2461
29.....	987	988	1115	900	982
30.....	1103	1143	1328	1060	1278
31.....	2611	2466	2926	2452	2535
32.....	3884	3325	4193	3643	3091
33.....	1976	1813	2117	1806	1796
34.....	1972	1925	2441	1919	2043
35.....	2599	2293	2828	2470	2198

Total city.....70146 58015 79729 65017 61001

Cicero.....343 440 392 352 351

Towns.....9945 9214 10725 9654 7551

Grand total.....80343 67669 90846 72273 68903

DEMOCRATIC NOMINEES—TABLE I.

Ward.	Coburn	Fitch	Stanton	Cruice	McKinley
1.....	1127	1328	1099	1025	1305
2.....	1262	1558	1121	1280	1376
3.....	1286	1775	1192	1344	1696
4.....	1696	1664	1637	1715	1648
5.....	2902	2902	2955	2255	2036
6.....	2207	4557	2967	2278	3967
7.....	2817	5713	2649	3043	5102
8.....	1640	1866	1619	1728	1773
9.....	983	974	979	988	956
10.....	1026	977	954	1007	938
11.....	1683	1624	1486	1567	1496
12.....	3099	2984	2667	2917	2827
13.....	3067	3401	2763	3115	3197
14.....	1809	2143	1780	2000	2055
15.....	1567	1893	1377	1600	1716
16.....	1480	1523	1450	1508	1445
17.....	1227	1244	1072	1205	1116
18.....	1759	1739	1683	1422	1658
19.....	1533	1339	1317	1468	1350
20.....	1921	2266	1678	1903	2171
21.....	1553	2513	1446	1661	2292
22.....	1121	1216	1084	1248	1212
23.....	1561	2050	1485	1670	1934
24.....	1807	2080	1740	1876	2018
25.....	2869	6425	2671	3601	6288
26.....	2572	4430	2393	2866	3723

Ward.	Coburn	Fitch	Stanton	Cruice	McKinley
27.....	2998	3952	2641	3409	3538
28.....	2015	2474	1844	2205	2305
29.....	1952	1972	2181	2055	1903
30.....	1984	1974	2262	2152	1922
31.....	2796	3160	3359	3040	3056
32.....	2353	3491	2221	2473	3052
33.....	1664	1989	1619	1884	1951
34.....	3277	3338	2687	3253	3167
35.....	2621	2849	1836	2214	2564
Total city.....	68680	86483	64175	71035	80661
Cicero.....	320	308	266	302	299
Towns.....	5163	8148	4631	5181	7704
Grand total.....	74163	94939	69072	76518	88664

DEMOCRATIC NOMINEES—TABLE II.

Ward.	Ramsay	Hall	Sullivan	Goodwin	Dawson
1.....	1154	1002	1207	1171	1114
2.....	1125	836	1282	1346	1042
3.....	1125	850	1385	1443	1041
4.....	1523	1333	1616	1553	1545
5.....	1905	1583	2138	1911	1876
6.....	1951	1405	3146	3647	1811
7.....	2555	1914	4104	4570	2283
8.....	1612	1361	1671	1850	1506
9.....	830	808	902	940	1203
10.....	898	772	931	905	1019
11.....	1479	1259	1460	1487	1561
12.....	2588	2213	2688	8717	2586
13.....	2659	1926	3169	2838	2829
14.....	1703	1566	1983	1931	1755
15.....	1407	1137	1513	1643	1375
16.....	1424	1248	1441	1468	1348
17.....	1130	932	1114	1147	1014
18.....	1696	1183	1693	1249	1351
19.....	1262	1084	1322	1257	1322
20.....	1721	1394	1953	1938	1827
21.....	1386	1078	2009	2056	1449
22.....	1098	935	1189	1135	1076
23.....	1498	1233	1701	1794	1411
24.....	1749	1470	1910	1859	1688
25.....	2938	1980	5204	4611	2567
26.....	2886	1893	2984	3058	2548
27.....	2910	2164	3134	3315	2499
28.....	1914	1546	2149	2143	1812
29.....	1795	1558	1940	1963	1734
30.....	1863	1546	2026	1947	1745
31.....	2616	1925	2867	2996	2339
32.....	2107	1522	2626	2882	1839
33.....	1641	1377	1724	1859	1477
34.....	2734	2097	3060	3017	2740
35.....	1809	1445	2151	2442	1854
Total city.....	62692	49515	73402	74088	60486
Cicero.....	275	283	284	275	244
Towns.....	4782	4919	6910	6591	4512
Grand total.....	67749	54717	79596	80954	65242

PROHIBITION NOMINEES.

Ward.	Harding	Gault	Street	Hill
1.....	28	17	20	19
2.....	23	32	33	31
3.....	27	28	25	29
4.....	14	11	12	8
5.....	26	18	23	19
6.....	65	61	57	63
7.....	127	95	127	114
8.....	56	51	55	53
9.....	4	3	5	6
10.....	3	4	5	4
11.....	13	11	12	11
12.....	47	44	41	44
13.....	66	78	78	53
14.....	40	44	38	31
15.....	33	30	42	32
16.....	12	9	11	10
17.....	6	6	6	6
18.....	10	20	20	20
19.....	78	78	78	78
20.....	47	49	53	45
21.....	22	21	20	17
22.....	17	22	20	18
23.....	12	12	12	12
24.....	138	136	139	136
25.....	117	117	117	117
26.....	125	125	125	125
27.....	46	46	46	46
28.....	109	91	91	91
29.....	159	156	156	156

Ward.	Harding	Gault	Street	Hill
31.....	12	12	12	12
32.....	10	10	10	10
33.....	85	78	75	75
34.....	45	45	45	45
35.....	125	125	147	133
Total city.....	1763	1693	1694	1677
Cicero.....	15	15	15	15
Towns.....	307	313	345	299
Grand total.....	2085	2021	2054	1991

SOCIALIST NOMINEES—TABLE I.

Ward.	Dental	Schroeder	Verde	Block	Stover
1.....	91	89	87	87	88
2.....	245	232	228	233	282
3.....	181	185	169	186	173
4.....	206	215	209	200	211
5.....	220	225	208	206	203
6.....	235	236	223	230	224
7.....	530	521	499	520	505
8.....	443	438	429	440	434
9.....	163	158	152	163	149
10.....	269	264	256	269	254
11.....	342	347	319	340	324
12.....	761	793	743	756	744
13.....	323	330	302	298	305
14.....	324	349	316	313	308
15.....	672	664	637	594	646
16.....	136	246	239	240	237
17.....	204	204	204	204	204
18.....	179	189	179	180	180
19.....	179	179	177	176	176
20.....	356	386	356	386	386
21.....	290	305	294	297	294
22.....	298	294	306	296	297
23.....	415	421	412	411	415
24.....	419	419	419	419	419
25.....	573	573	573	573	573
26.....	728	728	728	728	728
27.....	1603	1603	1603	1603	1603
28.....	742	742	742	742	742
29.....	609	609	609	609	609
30.....	502	502	502	502	502
31.....	336	336	336	336	336
32.....	222	222	222	222	222
33.....	953	953	953	953	953
34.....	644	644	644	644	644
35.....	659	659	659	659	659
Total city.....	15071	15451	14964	15015	14969
Cicero.....	142	142	142	142	142
Towns.....	1394	1430	1345	1372	1382
Grand total.....	16607	17023	16451	16529	16493

SOCIALIST NOMINEES—TABLE II.

Ward.	Delson	Black	McCoY	Murphy	Chris-
1.....	86	85	87	87	85
2.....	223	230	225	222	230
3.....	174	184	172	172	167
4.....	203	206	200	302	204
5.....	201	211	209	211	217
6.....	221	228	208	209	221
7.....	494	517	495	492	517
8.....	423	445	426	429	437
9.....	155	155	129	135	133
10.....	269	260	253	255	257
11.....	323	317	308	317	322
12.....	755	745	719	745	745
13.....	293	294	288	287	300
14.....	311	334	312	311	312
15.....	638	623	619	633	667
16.....	228	233	221	232	229
17.....	204	204	204	204	204
18.....	179	179	179	179	179
19.....	176	176	176	176	176
20.....	389	386	386	386	386
21.....	289	300	291	293	296
22.....	302	295	299	296	302
23.....	412	415	409	414	415
24.....	419	419	419	419	419
25.....	573	573	573	573	573
26.....	728	728	728	728	728
27.....	1603	1603	1603	1603	1603
28.....	742	742	742	742	742
29.....	609	609	609	609	609
30.....	502	502	502	502	502
31.....	336	336	336	336	336
32.....	222	222	222	222	222
33.....	953	953	953	953	953
34.....	644	644	644	644	644

Ward.	Delson	Black	McCoy	Murphy	Chris.
35.....	659	659	659	659	659
Total city.....	14954	15017	14805	14785	14991
Cicero.....	142	142	142	142	142
Towns.....	1334	1349	1332	1329	1354
Grand total.....	16430	16508	16279	16256	16487

INDEPENDENT NOMINEE.

Ward.	Zollars.	Ward.	Zollars.	Ward.	Zollars.
1.....	20	15	21	29	17
2.....	22	16	11	30	11
3.....	28	17	12	31	62
4.....	19	18	6	32	60
5.....	24	19	12	33	14
6.....	52	20	27	34	75
7.....	72	21	31	35	31
8.....	20	22	18		
9.....	12	23	25	Total.....	1123
10.....	7	24	32	Cicero.....	7
11.....	17	25	163	Towns.....	110
12.....	23	26	49		
13.....	37	27	51	Gr. total.....	1240
14.....	21	28	21		

CIRCUIT COURT JUDGE.
(To fill vacancy.)

Ward.	Rep.	Dem.	Pro. Soc.
	Taylor	McGoorty*	Hays Steadman
1.....	665	1099	16
2.....	1723	1168	18
3.....	1754	1367	9
4.....	616	1594	15
5.....	808	1964	25
6.....	3766	2904	32
7.....	4516	4368	55
8.....	1398	1702	47
9.....	438	959	4
10.....	462	997	7
11.....	706	1499	4
12.....	1484	2710	41
13.....	2233	3014	37
14.....	1513	1807	17
15.....	1649	1430	16
16.....	837	1456	12
17.....	837	1134	4
18.....	503	1483	9
19.....	458	1373	11
20.....	2046	1836	37
21.....	1951	1548	20
22.....	845	1098	7
23.....	1395	1498	11
24.....	1164	1758	13
25.....	5699	3633	159
26.....	2871	2483	141
27.....	3302	2602	90
28.....	2143	1917	44

Ward.	Taylor	McGoorty*	Hays Steadman
29.....	885	1923	10
30.....	1021	2027	14
31.....	2456	2819	83
32.....	3530	2455	119
33.....	1733	1816	65
34.....	1805	2958	31
35.....	2384	1969	61

Total city.....	61646	68377	1284
Cicero.....	381	271	16
Towns.....	9751	5823	224
Grand total.....	71778	74471	1524

*Elected.

VOTE ON PROPOSITIONS, NOV. 7, 1911.

Ward.	Municipal court civil service act		Municipal court practical act		Bridge bonds		Judgment bonds	
	For	Against	For	Against	For	Against	For	Against
1.....	456	576	392	595	1390	184	1114	254
2.....	839	1246	762	1177	2510	581	2145	735
3.....	941	1533	878	1531	2805	619	2331	792
4.....	681	1013	542	981	1635	654	1304	821
5.....	706	1184	633	1208	2127	760	1759	949
6.....	1373	5318	1223	5362	6673	1111	5748	1599
7.....	1679	6490	1534	6487	8218	1829	7215	2340
8.....	728	1373	656	1364	2793	637	2073	929
9.....	470	629	434	652	332	403	830	504
10.....	328	745	250	757	977	551	880	664
11.....	507	1040	473	1047	1410	151	1280	1051
12.....	862	2470	826	2450	3093	1525	2679	1972
13.....	1779	2843	1590	2731	4491	1287	4123	1501
14.....	1081	1492	1026	1505	2702	681	2439	991
15.....	100	1798	857	1818	2717	1051	2328	1237
16.....	910	836	446	829	1319	631	1193	830
17.....	544	723	523	704	1337	382	1107	580
18.....	443	588	387	580	1477	309	1426	410
19.....	475	625	410	628	1361	316	1234	473
20.....	2029	1751	1833	1831	3545	726	3474	982
21.....	1003	2169	890	2203	2717	525	2276	830
22.....	565	800	523	788	1582	412	1341	598
23.....	828	1772	771	1769	2648	870	1772	1076
24.....	786	1633	688	1656	1058	1028	1837	1253
25.....	1952	6913	2147	7065	9376	1044	3967	2593
26.....	1446	3773	1325	3825	5035	1839	4236	2361
27.....	1739	4395	1563	4458	5946	2239	4893	1765
28.....	976	2430	894	2455	3199	1210	2959	2593
29.....	637	1295	611	1303	1782	1009	1433	1139
30.....	929	1190	817	1242	2090	982	1738	1100
31.....	1343	3241	1185	3333	4261	1611	3621	1845
32.....	1474	3905	1422	3487	5261	1647	4690	2016
33.....	1022	3065	954	2081	2942	1296	2480	1467
34.....	1469	2901	1345	2972	4073	1545	3685	1855
35.....	1112	2932	1237	3083	4911	1151	3778	1521
Total.....	34592	76737	32045	75937	109673	33729	91268	48362
West park bonds:	For, 31,160; against, 18,465.							

MAYORALTY ELECTIONS IN CHICAGO SINCE 1871.

Nov. 7, 1871.
Joseph Medill, Rep..... 16,125
Chas. C. P. Holden, Dem. 5,988

Nov. 4, 1873.
H. D. Colvin, Peo. Party... 23,791
L. L. Bond, Law and Order. 18,540

July 12, 1876.
Monroe Heath, Rep..... 19,248
Mark Kimball, Dem..... 7,509
J. J. McGrath, Ind..... 3,363

April 3, 1877.
Monroe Heath, Rep..... 30,381
Perry H. Smith, Dem..... 19,449

April 1, 1879.
C. H. Harrison, Sr., Dem. 25,685
Abner M. Wright, Rep..... 20,496
Ernst Schmidt, Soc..... 11,829

April 5, 1881.
C. H. Harrison, Sr., Dem. 35,668
John M. Clark, Rep..... 27,925
Timothy O'Mara, Ind..... 764
George Schilling, Soc..... 240

April 3, 1883.
C. H. Harrison, Sr., Dem. 41,225
Engene Cary, Rep..... 30,963

April 7, 1885.
C. H. Harrison, Sr., Dem. 43,352
Sidney Smith, Rep..... 42,977
William H. Bush, Pro..... 321

April 5, 1887.
John A. Roche, Rep..... 51,249
Robert L. Nelson, Lab..... 23,490
Joseph L. Whitlock, Pro..... 372

April 2, 1889.
John A. Roche, Rep..... 45,328
Ira J. Mason, Pro..... 410
DeWitt C. Cregier, Dem... 57,340
Charles Orchardson, Soc... 303

April 7, 1891.
Hempst'd Washburne, Rep. 46,957
DeWitt C. Cregier, Dem... 46,588
Elmer Washburn, Citizens. 24,027
C. H. Harrison, Sr., Ind. D. 42,921
Thomas Morgan, Soc..... 2,376

April 4, 1893.
C. H. Harrison, Sr., Dem. 114,237
S. W. Allerton, Rep..... 93,148
DeW. C. Cregier, Un. Cit. 3,032
J. Ehrenpreis, Soc. Lab... 1,000

Dec. 19, 1893.
Special election to fill vacancy
caused by assassination of Car-
ter H. Harrison, Sr.
John P. Hopkins, Dem..... 112,959
George B. Swift, Rep..... 111,669
Michael Britzjus, Soc..... 2,064
Ebenezzer Wakeley, Pop... 535

April 2, 1895.
George B. Swift, Rep..... 143,894
Frank Wenter, Dem..... 103,125
Bayard Holmes, Peo..... 12,882

April 6, 1897.
Arthur J. Bassett, Pro... 994
Ebenezzer Wakeley, Peo. Sil. 302

April 6, 1897.
C. H. Harrison, Jr., Dem. 148,880
John M. Harlan, Ind. Rep. 69,570
Nathaniel C. Sears, Rep... 55,542
Wash. Hesing, Ind. Dem... 15,427
John Glambock, Soc. Lab. 1,230
H. L. Parmelee, Pro..... 910
J. Irving Pearce, Jr., Ind. 561
Frank H. Collier, Ind. Dem. 110

April 4, 1899.
C. H. Harrison, Jr., Dem. 148,496
Zina R. Carter, Rep..... 107,437
John P. Altgeld, M. O. 47,189
John A. Wadhams, Pro... 1,023
August Klenke, Soc. Lab. 1,375
T. G. Kerwin, Soc. Dem... 367

April 2, 1901.
C. H. Harrison, Jr., Dem. 156,756
Elbridge Haney, Rep..... 128,413
Avery E. Hoyt, Pro..... 3,328
Gus. Hoyt, Soc. Dem..... 2,043
John R. Peplis, Soc. Lab. 679
Thomas Rhodes, Sin. Tax. 1,028
John Collins, Soc..... 5,884

April 7, 1903.

C. H. Harrison, Jr., Dem...146,208
 Graeme Stewart, Rep.....138,548
 Thomas L. Haines, Pro.....2,674
 Charles L. Breckon, Soc.....11,124
 Daniel L. Cruice, Ind. Lab. 9,947
 Henry Sale, Soc. Lab..... 1,014

April 4, 1905.

Edward F. Dunne, Dem...163,199
 John M. Harlan, Rep.....138,548
 Oliver W. Stewart, Pro.....3,294
 John Collins, Soc..... 23,304
 Fred A. Busse, Rep.....164,702
 Edward F. Dunne, Dem.....151,779

W. A. Brubaker, Pro..... 6,020
 George Koop, Soc..... 13,429
 April 4, 1911.
 Carter H. Harrison, Dem...177,997
 Charles E. Merriam, Rep...160,672
 W. A. Brubaker, Pro..... 2,239
 W. E. Rodriguez, Soc..... 24,825
 Anthony Prince, Soc. Lab. 1,053

REGISTRATION OF VOTERS IN CHICAGO.
REVISED FIGURES FOR FALL ELECTIONS.

Ward.	1902.	1904.	1906.	1908.	1910.	Ward.	1902.	1904.	1906.	1908.	1910.
1.....	10,707	10,952	9,574	9,525	7,335	20.....	12,315	14,190	11,319	13,282	11,117
2.....	10,627	12,640	10,659	11,984	10,176	21.....	11,639	13,615	10,615	12,666	10,038
3.....	9,810	11,863	9,692	11,858	9,171	22.....	9,544	10,333	8,018	8,284	6,760
4.....	9,133	9,818	7,752	8,396	7,236	23.....	8,337	10,233	8,382	9,509	8,294
5.....	8,463	9,751	7,953	9,359	8,423	24.....	8,113	9,829	8,323	9,850	8,983
6.....	12,829	16,800	14,597	18,122	15,342	25.....	12,956	17,097	16,642	21,316	22,012
7.....	13,543	17,804	15,885	20,923	19,259	26.....	9,019	11,545	10,871	14,836	15,360
8.....	7,995	9,648	8,390	9,914	9,201	27.....	9,123	12,752	12,815	18,358	19,155
9.....	7,447	7,945	5,899	5,298	4,320	28.....	8,995	12,191	10,516	12,667	11,973
10.....	7,114	8,163	6,226	5,995	4,873	29.....	8,193	9,819	8,057	10,121	9,645
11.....	8,593	10,019	7,914	8,556	6,965	30.....	10,167	11,881	9,668	10,794	9,555
12.....	9,920	12,577	10,802	13,296	12,487	31.....	10,610	13,014	11,462	15,016	14,503
13.....	10,745	12,701	11,537	13,472	12,572	32.....	10,429	12,660	11,384	14,953	14,244
14.....	10,402	12,290	10,178	11,278	9,893	33.....	9,459	11,171	9,562	11,498	11,081
15.....	8,837	10,844	9,090	10,971	9,889	34.....	6,408	8,330	8,887	12,439	13,504
16.....	8,931	10,117	7,984	8,784	7,028	35.....	6,588	8,771	8,554	11,590	11,777
17.....	10,695	11,644	8,710	8,262	6,248	Cicero.....	912	1,159	1,090	1,789	1,835
18.....	9,098	9,658	8,393	8,340	7,952	Totals.....	337,748	404,130	345,544	411,120	375,146
19.....	9,052	10,391	8,144	7,842	5,894						

REVISED FIGURES FOR SPRING ELECTIONS.

Ward.	1911.	1910.	1907.	Ward.	1911.	1910.	1907.	Ward.	1911.	1910.	1907.
1.....	9,614	10,995	11,246	13.....	14,568	13,879	12,876	25.....	24,551	22,795	18,994
2.....	11,314	12,686	12,530	14.....	10,983	11,575	11,429	26.....	16,979	16,097	12,627
3.....	11,317	11,737	10,875	15.....	11,014	11,220	10,327	27.....	22,750	21,436	14,976
4.....	7,948	9,022	8,953	16.....	8,001	8,870	9,486	28.....	13,250	13,616	11,793
5.....	9,477	10,143	9,347	17.....	6,899	8,107	9,959	29.....	10,976	11,816	9,667
6.....	17,721	17,532	16,625	18.....	9,180	9,362	9,163	30.....	10,432	11,432	10,847
7.....	23,192	20,959	18,539	19.....	6,599	7,686	8,965	31.....	16,592	16,229	13,649
8.....	10,162	10,336	9,368	20.....	12,626	13,544	12,828	32.....	16,021	15,573	13,025
9.....	4,737	5,273	6,243	21.....	11,452	11,928	12,577	33.....	12,211	12,403	10,743
10.....	5,398	6,785	6,638	22.....	7,437	8,868	9,126	34.....	15,405	14,378	10,179
11.....	7,741	8,519	8,785	23.....	9,181	9,773	9,501	35.....	14,015	12,978	9,832
12.....	14,000	13,970	12,153	24.....	9,766	10,354	9,437	Totals.....	423,529	430,809	392,237

NOTABLE GIFTS AND BEQUESTS IN 1911.

Butler, Edward B., Chicago, to Art Institute, Chicago, collection of Inness paintings valued at \$150,000.
 Carnegie, Andrew, New York, to Carnegie Corporation of New York, \$25,000,000; to Dunfermline, Scotland, \$1,250,000; to hero funds in Sweden, Switzerland, Belgium, Denmark, Holland and Germany, various sums ranging from \$125,000 to \$1,250,000; to Carnegie Institution of Washington, \$1,000,000.
 Curtis, Alice Marion, Boston, by will, to colleges and libraries, \$300,000.
 Du Pont, T. Coleman, Wilmington, Del., to Massachusetts Institute of Technology, \$500,000.
 Harris, N. W., Chicago, to Y. M. C. A. for hotel for men, \$50,000.
 Hearn, George A., New York, to Metropolitan Museum of Art, New York, N. Y., \$100,000.
 Howland, Mrs. Gen., New York, to University Settlement of New York City, \$100,000.
 Goltra, Edward F., St. Louis, to Illinois college, \$150,000.
 King, Mary R., New York, by will, to churches and charities, \$1,500,000.
 Long, R. A., Kansas City, to Christian church hospital, \$1,000,000.
 McCormick, Miss Virginia, Huntsville, Ala., to Y. M. C. A. at Huntsville, \$100,000.
 Patten, James A., Evanston, Ill., to Frances Juvenile home, \$10,000; to Y. M. C. A. hotel, \$50,000; to Northwestern university, \$50,000.
 Pearsons, Daniel K., Chicago, to Chicago City Missionary society, \$50,000; to various colleges, \$245,000.

Plant, Morton F., New London, Conn., to Thames College for Women, \$1,000,000 (conditional).
 Pulitzer, Joseph, New York, by will, to Columbia university for school of Journalism, \$2,000,000; to same institution for scholarship fund, \$250,000; to Metropolitan Museum of Art, New York, \$500,000; to Philharmonic society, New York, \$500,000; for statue of Thomas Jefferson, \$50,000; for fountain in Central park, New York, \$50,000.
 Rockefeller, John D., New York, to Rockefeller Institute of Medical Research, \$1,000,000; to University of Chicago (Dec. 20, 1910), \$10,000,000.
 Rosenwald, Julius, Chicago, to Y. M. C. A. hotel, \$50,000; to Washington (D. C.) Y. M. C. A. for building devoted to negroes, \$25,000.
 Ryan, James J., Philadelphia, to Catholic University of Washington for Gibbons chair of history, \$50,000.
 Sage, Mrs. Russell, New York, to Vassar college, \$150,000; to Cornell university, \$300,000.
 Strathcona, Lord, Canada, to Canadian Y. M. C. A., \$150,000.
 Unnamed, to American board of commissioners for foreign missions, \$1,000,000; to Harvard university, \$1,200,000; to Yale corporation for forestry school, \$100,000; to Columbia university for school of architecture, \$330,000.
 Valentine, Mitchell, New York, by will, to Hahnemann hospital, New York, \$1,146,826.
 Werthelmer, Charles, London, England, to Jewish charities, by will, \$2,000,000.
 Woerschauer, Emma C., New York, to Bryn Mawr college, by will, \$750,000.
 Worthington, Mrs. Amelia, by will, to episcopal church and institutions, \$275,000.

RECORD OF LEADING STOCKS IN 1911.

Jan. 1 to Nov. 25. [From Dun's Review.]

Stocks.	High.	Low.	Stocks.	High.	Low.
Adams Express.....	245	Jan 13	235	Jan 20	20
Allis-Chalmers.....	9% ¹	May 31	2	Oct. 7	8
Preferred.....	34	Feb. 3	9% ¹	Oct. 18	15
Amalgamated Copper.....	71% ¹	Jan 19	44% ¹	Sep. 25	25
American Ag'l Chemical.....	60% ¹	May 18	46	Jan. 3	3
Preferred.....	103	Feb. 7	90% ¹	Oct. 27	27
American Beet Sugar.....	53% ¹	Oct. 20	39% ¹	Sep. 12	12
Preferred.....	101	Oct. 11	92% ¹	Jan. 9	9
Am. Brake Shoe & Fdry.....	97	Feb. 27	87	Sep. 21	21
Preferred.....	138	Feb. 23	122% ¹	Oct. 26	26
American Can.....	12% ¹	May 9	8% ¹	Jan. 6	6
Preferred.....	92% ¹	Nov. 9	77	Jan. 5	5
American Car & Foundry.....	58% ¹	July 19	42% ¹	Sep. 28	28
Preferred.....	120	May 23	113	Oct. 24	24
American Coal.....	96	July 6	96	July 6	6
American Cotton Oil.....	62% ¹	Feb. 28	41% ¹	Nov. 2	2
Preferred.....	105% ¹	Feb. 16	95	Oct. 25	25
American Express.....	245	Mar. 27	201	Sep. 26	26
American Hide & Leather 5	Jan 14	3% ¹	Sep. 22	22	22
Preferred.....	26% ¹	June 14	18	Sep. 25	25
American Ice Securities.....	25% ¹	July 11	16% ¹	Aug. 28	28
American Linseed.....	12% ¹	Feb. 14	8	Aug. 11	11
Preferred.....	34	Feb. 14	26% ¹	Oct. 27	27
American Locomotive.....	43% ¹	May 22	32% ¹	Oct. 27	27
Preferred.....	110% ¹	Mar. 1	102	Oct. 24	24
American Malt.....	5% ¹	June 21	3	Sep. 25	25
Preferred.....	43% ¹	July 22	31% ¹	Mar. 8	8
Amer. Smelters pref. B.....	89% ¹	July 19	82	Sep. 26	26
Amer. Smelters and Ref.....	83% ¹	June 15	56% ¹	Sep. 25	25
Preferred.....	108% ¹	June 15	98% ¹	Sep. 27	27
American Snuff.....	325	May 8	225	Sep. 19	19
Preferred.....	104	May 8	96	Aug. 18	18
Amer. Steel Foundries.....	52% ¹	Feb. 9	25	Sep. 25	25
American Sugar Ref.....	122% ¹	Feb. 27	112% ¹	Sep. 25	25
Preferred.....	119% ¹	Feb. 14	111	Jan. 5	5
American Tel. & Cable.....	85% ¹	Jan. 18	79% ¹	Aug. 1	1
American Tel. and Cable.....	153% ¹	June 8	131% ¹	Aug. 30	30
American Tob. pref new.....	102	May 18	87	Aug. 24	24
American Woolen.....	36% ¹	Mar. 21	27	Sep. 14	14
Preferred.....	96% ¹	June 15	84% ¹	Oct. 27	27
Amer. Writ'g Paper pref.....	41% ¹	Feb. 7	24% ¹	Sep. 26	26
Anaconda Copper.....	34% ¹	June 13	29	Sep. 25	25
Ann Arbor preferred.....	60	Sep. 6	60	Sep. 6	6
Ass'd Merchants 1st. pref.....	104	May 23	104	May 23	23
Associated Oil.....	60% ¹	Apr. 3	44% ¹	Nov. 20	20
Atch., Top. & Santa Fe.....	116% ¹	June 5	99% ¹	Sep. 27	27
Preferred.....	105% ¹	June 12	100% ¹	Jan. 3	3
Atlantic Coast Line.....	139% ¹	Nov. 23	117	Jan. 3	3
Baltimore & Ohio.....	109% ¹	July 14	93% ¹	Sep. 29	29
Preferred.....	91	Jan. 4	85% ¹	Aug. 30	30
Batoplas Mining.....	23% ¹	Aug. 27	2% ¹	Aug. 25	25
Bethlehem Steel.....	38% ¹	Aug. 1	26	Sep. 21	21
Preferred.....	66% ¹	July 31	54	Sep. 25	25
Brooklyn Rapid Transit.....	84% ¹	July 20	72	Sep. 13	13
Brooklyn Union Gas.....	148% ¹	Nov. 10	129	Sep. 15	15
Brunsw'k Ter. & Ry. Sec. 10% ¹	Feb. 15	8	Nov. 4	4	4
Buf., Rochester & Pitts.....	126	Feb. 8	100	Sep. 22	22
Butterick Co.....	31	Mar. 30	28	Feb. 16	16
Canadian Southern.....	68	May 12	62	Mar. 3	3
Canadian Pacific.....	247	July 21	195% ¹	Jan. 3	3
Central & S. Amer. Tel.....	120	Apr. 22	115	Nov. 2	2
Preferred.....	33% ¹	Feb. 2	18% ¹	Sep. 25	25
Cen. R. of N. Jersey.....	310	Nov. 21	260	Aug. 24	24
Chesapeake & Ohio.....	36% ¹	Feb. 8	68% ¹	Sep. 25	25
Chicago & Alton.....	31% ¹	May 23	15	Aug. 28	28
Preferred.....	53	Jan. 19	37	Oct. 2	2
Chi., Great West'n, new.....	25% ¹	June 5	17% ¹	Sep. 14	14
Preferred new.....	49% ¹	Feb. 6	36	Sep. 13	13
Chicago, Mil. & St. Paul.....	133% ¹	Feb. 7	105% ¹	Oct. 4	4
Preferred.....	155% ¹	Feb. 14	146	Sep. 1	1
Chicago & Northwestern.....	150% ¹	Jan. 12	138% ¹	Sep. 1	1
Preferred.....	201% ¹	Aug. 9	191	Nov. 13	13
Chi., St. P. M. & Omba.....	144	June 12	130	Apr. 20	20
Preferred.....	157	July 7	150	Nov. 16	16
Chicago Union Traction.....	3% ¹	Feb. 4	1% ¹	Sep. 30	30
Preferred.....	7% ¹	Feb. 6	4% ¹	Oct. 18	18
Chino Copper.....	25% ¹	May 19	16% ¹	Sep. 25	25
Clev., Cin., Chi. & St. L.....	66	Jan. 18	43% ¹	Sep. 15	15
Preferred.....	98	Feb. 1	94% ¹	July 8	8
Colorado Fuel & Iron.....	36% ¹	Feb. 6	25	Sep. 23	23
Preferred.....	112	May 25	106	Oct. 23	23
Colorado Southern.....	60	Jan. 18	43	Sep. 23	23
First preferred.....	82	June 30	70	Sep. 25	25
Second preferred.....	75	Mar. 2	63	Sep. 25	25
Col. & Hock, C.&I., full pd. 15% ¹	July 13	12	Aug. 21	21	21
Consolidated Coal.....	101	Aug. 8	101	Aug. 8	8
Consolidated Gas.....	148	June 6	128% ¹	Sep. 25	25
Corn Prod. Refining Co.....	15% ¹	May 17	9% ¹	Oct. 19	19
Preferred.....	85% ¹	May 29	73	Sep. 27	27
Cox Carpet Co.....	75	July 25	60	Jan. 26	26
Cuban American Sugar.....	53	Sep. 22	35	Feb. 2	2
Preferred.....	96% ¹	Nov. 17	88% ¹	Jan. 19	19
Delaware & Hudson.....	174% ¹	June 8	159% ¹	Sep. 20	20
Del., Lack. & Western.....	57% ¹	Nov. 10	505	Sep. 25	25
Denver & Rio Grande.....	35	Feb. 15	21% ¹	Sep. 14	14
Preferred.....	74	Feb. 21	44	Sep. 14	14
Des Moines & Ft. Dodge.....	6% ¹	June 2	5% ¹	Aug. 28	28
Detroit Edison Co.....	122	Aug. 10	107% ¹	Jan. 5	5
Detroit & Mackinac.....	120	Aug. 23	100	May 25	25
Preferred.....	100	May 25	100	May 25	25
Detroit United Railways.....	75% ¹	Oct. 21	66% ¹	Sep. 16	16
Distillers' Securities.....	38% ¹	Mar. 1	29	Sep. 26	26
Duluth S. S. & A.....	15% ¹	Mar. 30	9% ¹	Sep. 1	1
Preferred.....	30% ¹	Mar. 30	19% ¹	Nov. 17	17
Du P. de N. Pow. Co., pfd.....	97	May 20	82	Jan. 18	18
Erle.....	38% ¹	July 1	27% ¹	Jan. 11	11
First preferred.....	61% ¹	July 1	45% ¹	Jan. 12	12
Second preferred.....	49% ¹	July 1	35	Jan. 9	9
Evans, & Terre Haute.....	88	July 24	60	Feb. 1	1
Preferred.....	90	July 24	85	May 25	25
Federal Min. & Smelting.....	36	Feb. 16	15	Sep. 23	23
Preferred.....	66% ¹	May 19	47	Oct. 19	19
Federal Sugar.....	45	Mar. 16	35	Jan. 19	19
General Chemical.....	135	Feb. 16	104% ¹	Jan. 18	18
Preferred.....	108	Apr. 5	103% ¹	Jan. 11	11
General Electric.....	168% ¹	May 29	142	Sep. 22	22
General Motors.....	15% ¹	Aug. 4	35	Nov. 18	18
Preferred.....	86% ¹	Aug. 5	75	Sep. 26	26
Goldfield Consolidated.....	7% ¹	Jan. 3	3% ¹	Oct. 18	18
Great Northern pref.....	140	June 8	119	Sep. 25	25
Great North'n Ore Cts.....	63% ¹	Feb. 2	40	Oct. 19	19
Havana Electric Ry.....	98	Oct. 11	93% ¹	July 22	22
Preferred.....	102% ¹	Oct. 9	93% ¹	Jan. 15	15
Hocking Valley.....	134	Apr. 29	124	Nov. 12	12
Homestake Mining.....	85% ¹	Mar. 29	81% ¹	Sep. 27	27
Illinois Central.....	147	July 31	132	Jan. 3	3
Leased lines.....	96% ¹	June 7	96% ¹	June 7	7
Interborough-Metropolitan.....	20% ¹	Feb. 10	13% ¹	Sep. 22	22
Preferred.....	56% ¹	July 19	39% ¹	Sep. 25	25
International Harvester.....	129% ¹	May 5	99% ¹	Sep. 20	20
Preferred.....	128% ¹	May 4	115	Sep. 22	22
Internat'l Merc. Marine.....	5% ¹	Jan. 30	3% ¹	Sep. 9	9
Preferred.....	19% ¹	June 17	14	Aug. 30	30
International Paper.....	13% ¹	Jan. 31	9	Sep. 9	9
Preferred.....	56% ¹	Jan. 16	44% ¹	May 15	15
Internat'l Steam Pump.....	44	Feb. 8	23	Oct. 30	30
Preferred.....	90% ¹	June 12	80	Oct. 9	9
Iowa Central.....	22	Sep. 6	15	May 12	12
Preferred.....	42	Sep. 7	28	Apr. 24	24
K. C. Ft. S. & M. pref.....	77	Oct. 27	74	Apr. 8	8
Kansas City Southern.....	37% ¹	July 13	25% ¹	Sep. 25	25
Preferred.....	69% ¹	June 13	61% ¹	Sep. 15	15
Keokuk & Des Moines.....	7% ¹	May 24	6% ¹	May 26	26
Preferred.....	42	May 23	38% ¹	Feb. 6	6
Knickerbocker Ice pref.....	70	May 26	70	May 26	26
Lackawanna Steel.....	48	Apr. 12	30	Sep. 23	23
Laclede Gas.....	114% ¹	Jan. 20	101% ¹	Sep. 25	25
Lake Erie & Western.....	17	Nov. 9	10	Sep. 25	25
Preferred.....	40	Jan. 13	25	Sep. 1	1
Lehigh Valley.....	181% ¹	Nov. 13	151	Sep. 14	14
Long Island.....	63	Jan. 14	45% ¹	Nov. 13	13
Louisville & Nashville.....	160% ¹	Nov. 24	136% ¹	Sep. 14	14
Mackay Companies.....	95	Feb. 2	82	Sep. 15	15
Preferred.....	77	July 17	72	Aug. 11	11
Manhattan Elevated.....	32% ¹	July 19	31% ¹	Sep. 25	25
May Department Stores.....	37	July 26	70	Apr. 28	28
Preferred.....	73% ¹	July 6	107% ¹	Sep. 21	21
Miami Copper.....	227% ¹	June 26	16% ¹	Sep. 28	28
Minn. & St. Louis.....	42% ¹	Sep. 6	21% ¹	Apr. 26	26
Preferred.....	68% ¹	Sep. 6	35	Mar. 13	13
M. St. P. & S. S. M.....	152% ¹	Mar. 30	124% ¹	Sep. 22	22
Preferred.....	160	Mar. 30	145% ¹	Aug. 26	26
Leased lines.....	90% ¹	Mar. 15	87% ¹	July 5	5
Missouri, Kan. & Texas.....	38% ¹	June 14	27% ¹	Sep. 26	26
Preferred.....	70	Oct. 17	62% ¹	Sep. 25	25
Missouri Pacific.....	63	Feb. 15	33% ¹	Sep. 13	13
Nash., Chat. & St. Louis.....	160	Jan. 14	140% ¹	Jan. 19	19
National Biscuit Co.....	143% ¹	Nov. 14	117% ¹	Jan. 16	16
Preferred.....	130	Feb. 4	124	Jan. 20	20

Stocks.	High.	Low.
National Enameling.....	22 July 24	13% Oct. 30
Preferred.....	100% July 22	85 Jan. 6
National Lead Co.....	59 Feb. 2	42% Sep. 25
Preferred.....	103% Aug. 15	104 Sep. 22
Nat. Rys. of Mex. pref.....	72% Jan. 26	60 Aug. 23
Second preferred.....	38% Feb. 15	25% Aug. 28
Nevada Consolidated.....	21% June 14	15% Sep. 25
New York Air Brake.....	76 Feb. 4	45 Oct. 24
New York Central.....	115% Feb. 3	99% Sep. 21
N. Y., Chl. & St. Louis.....	65 Jan. 19	48 Sep. 14
First preferred.....	101% Mar. 20	98% Sep. 25
Second preferred.....	90 Jan. 27	82% Aug. 25
New York Dock.....	25 Feb. 16	24% June 21
Preferred.....	66 Apr. 25	66 Apr. 25
N. Y. N. H. & Hartford.....	151% Feb. 23	126% Sep. 14
N. Y., Ont. & Western.....	46% July 22	37% Sep. 25
Norfolk Southern.....	60 Mar. 9	45% Oct. 2
Norfolk & Western.....	111% Nov. 22	99% Sep. 25
Preferred.....	91% June 8	86% Apr. 18
North American.....	76% May 18	64 Jan. 10
North'n Ohio Tr. & Light.....	55% Nov. 21	39% Jan. 3
Northern Pacific.....	137% June 18	110% Sep. 25
Ontario Mining.....	2 Nov. 9	1 Sep. 7
Pacific Coast.....	102 Jan. 10	100 Jan. 11
Second preferred.....	102 Jan. 11	99% July 5
Pacific Mail.....	33% Nov. 24	23% Apr. 24
Pacific Tel. & Tel.....	54% Jan. 31	35 Sep. 22
Preferred.....	99% Mar. 10	96 Mar. 2
Pennsylvania Railroad.....	130% Feb. 2	118% Sep. 25
Peoples Gas Chicago.....	109 Jan. 19	101% Aug. 25
Phelps, Dodge & Co.....	220 Feb. 17	220 Feb. 17
Philadelphia Co.....	118% June 3	99 Sep. 23
P. C. C. & St. Louis.....	100 Jan. 17	90% Sep. 25
Preferred.....	112 Feb. 17	102% Sep. 25
Pittsburgh Coal.....	23% June 5	17% Oct. 27
Preferred.....	107% July 26	67% Jan. 4
Pittsburgh Steel pref.....	37% July 21	25 Sep. 25
Pressed Steel Car.....	102% June 16	91 Sep. 21
Preferred.....	102% June 16	91 Sep. 21
Public Service Corp'n.....	120 Feb. 7	108 Oct. 27
Pullman Co.....	163 Jan. 30	154 Sep. 23
Quicksilver.....	4 Nov. 23	2 Apr. 28
Preferred.....	5% July 26	2% June 26
Railway Steel Springs.....	39 June 14	26 Oct. 27
Preferred.....	103 June 15	92 Jan. 3
Ray Con Copper.....	18% May 18	12 Sep. 25
Reading.....	161% June 3	134 Sep. 25
First preferred.....	91 Feb. 3	88 Mar. 1
Second preferred.....	101 May 2	90% Sep. 27
Republic Iron & Steel.....	35% Feb. 18	18 Oct. 27
Preferred.....	98% Feb. 17	74% Oct. 27
Rock Island.....	34% Feb. 14	23% Sep. 25
Preferred.....	38% June 14	44 Sep. 25
Rome, Watertown & Og.....	121 Apr. 21	119% July 18
Rutland preferred.....	41 May 22	40 Feb. 20
St. Joseph & Grand Isl.....	21 Jan. 27	18 Jan. 26
First preferred.....	55 Feb. 2	50 Jan. 12
Second preferred.....	55 Jan. 12	39% Mar. 21
St. L. & San Francisco.....	27 Oct. 16	24% Nov. 6
First preferred.....	69% July 27	59 Sep. 19
Second preferred.....	49% July 19	37 Sep. 25
St. L. & S.F., C. & E.I. ctf. 145.....	Feb. 16	145 Feb. 16
New certificates.....	62 Feb. 23	54 Aug. 25
St. Louis Southwestern.....	34 Feb. 4	24 Jan. 13
Preferred.....	72 June 26	59% Jan. 3
Sears-Roebuck.....	192 Feb. 6	125% Sep. 21
Preferred.....	122 Mar. 15	119% Jan. 13
Sloss-Sheff Steel & I. Co.....	56% Feb. 6	34 Sep. 25
Preferred.....	112 Feb. 14	112 Feb. 14
South Porto Rico Sngar.....	90 Jan. 7	82 Apr. 25
Preferred.....	113 Jan. 16	110% Apr. 24
Southern Pacific.....	126% June 26	104% Sep. 25
Southern Railway.....	33% July 19	24% Sep. 23
Preferred.....	75% July 20	61% Jan. 11
Standard Milling.....	17% June 5	15 Aug. 25
Preferred.....	52% Oct. 11	50 July 27
Tennessee Copper.....	44 June 13	30% Sep. 26
Texas Co.....	136% Feb. 1	74% Nov. 23
Texas Pacific.....	30% Feb. 1	22% Sep. 22
Land Tr.....	92 Jan. 24	84 Sep. 11
Third Avenue.....	14% Jan. 9	4 Nov. 24
Toledo Rys. & Light.....	14% Jan. 17	4 Nov. 16
Tol. S. L. & Western.....	24% Feb. 8	17 Sep. 11
Preferred.....	53% Jan. 6	37 Aug. 26
Twin City Rapid Transit.....	11% Feb. 2	104 Sep. 15
Preferred.....	140 Feb. 24	140 Feb. 24

Stocks.	High.	Low.
Underwood Typewriter.....	111 June 26	63 Mar. 29
Preferred.....	113% July 28	103 Mar. 21
Union Bag & Paper Co.....	9 Feb. 9	5% Nov. 22
Preferred.....	59% Jan. 30	50% Nov. 1
Union Pacific.....	132% July 22	153% Sep. 15
Preferred.....	96 July 24	89 Sep. 23
United Cigar Mfg. pref.....	106% June 19	100% Sep. 15
United Dry Goods.....	108 June 20	97% Sep. 26
Preferred.....	107% July 7	100% Sep. 25
U'n'd Rys. Investm't Co.....	49 Feb. 20	28% Sep. 25
Preferred.....	76% Mar. 22	52 Sep. 25
U. S. Cast Iron Pipe.....	19 Feb. 23	11 Sep. 25
Preferred.....	61 Feb. 23	40% Sep. 25
U. S. Express.....	104 Feb. 1	85 Sep. 25
U. S. Ind. Alcohol.....	30 May 26	24 Aug. 2
Preferred.....	97% May 29	90 Sep. 13
U. S. Realty & Improv.....	79% May 29	65% Jan. 25
U. S. Reduc. & Refining.....	4% Jan. 13	2 Nov. 1
Preferred.....	14 July 1	10 Nov. 11
U. S. Rubber.....	47% Mar. 7	30% Sep. 25
First preferred.....	115% July 7	104 Sep. 25
Second preferred.....	73 Mar. 6	50 Oct. 27
U. S. Steel.....	82% Feb. 6	50 Oct. 27
Preferred.....	120% Feb. 4	103 Oct. 27
Utah Copper.....	52% Nov. 22	38 Sep. 25
Va-Car Chemical.....	70% Feb. 28	43% Sep. 25
Preferred.....	128% Mar. 15	114 Sep. 25
Va., Iron, Coal & Coke.....	97 July 7	52 Jan. 6
Va. Ry. & Power.....	45 Apr. 24	37 Sep. 8
Preferred.....	81% Nov. 24	77 Sep. 20
Volcan Detinning.....	16 July 13	13 June 8
Preferred.....	70 June 13	51 May 12
Wabash.....	18% Feb. 23	9% Nov. 20
Preferred.....	40% Feb. 23	19 Sep. 27
Wells-Fargo Express.....	177 May 26	139 Sep. 25
Western Maryland.....	66 July 8	48% Apr. 18
Preferred.....	88% July 24	75 Jan. 14
W. U. Telegraph.....	84% May 24	71% Apr. 13
Westinghouse E. & M.....	79 May 29	58% Sep. 25
First preferred.....	123 Jan. 5	110% Aug. 16
Wheeling & Lake Erie.....	6% Feb. 3	2% Sep. 28
First preferred.....	37% Feb. 3	7% Sep. 28
Second preferred.....	8 Feb. 7	3 Aug. 23
Wisconsin Central.....	7% May 1	48 Sep. 22

CASUALTIES OF HUNTING SEASON IN 1911.

	Killed	Injured		Killed	Injured
Connecticut.....	2	..	New York.....	9	3
Illinois.....	14	1	North Carolina.....	1	..
Indiana.....	2	..	North Dakota.....	1	..
Iowa.....	3	2	Ohio.....	4	8
Kansas.....	3	..	Oregon.....	2	..
Maine.....	11	..	Pennsylvania.....	5	5
Massachusetts.....	1	1	South Dakota.....	1	1
Michigan.....	16	4	Vermont.....	1	..
Minnesota.....	8	2	Washington.....	1	..
Missouri.....	1	..	Wisconsin.....	13	6
Montana.....	1	..	Canada.....	1	..
New Hampshire.....	1	1			
New Jersey.....	3	1	Totals.....	101	37

DEATH BY YEARS.

1906.....	74	1909.....	87
1907.....	82	1910.....	113
1908.....	57	1911.....	101

FOREST FIRES IN ONTARIO.

Forest fires swept over a large district in the northern part of Ontario, Canada, the second week in July, 1911, causing the loss of more than 100 lives and a large amount of property. The greater part of the casualties occurred at South Porcupine, where many miners were surrounded by flames and perished in the mine shafts where they took refuge. The townships of Langmuir, Eldorado, Shaw, Deloro, Ogden, McArthur and Cripple Creek were swept clean, and the towns of Cochrane, South Porcupine and Pottsville destroyed.

Forest fires also did much damage in July in northern Michigan and in parts of Maine and New Hampshire. The towns of Au Sable and Oscoda in Michigan suffered severely.

NORTHWESTERN GAME AND FISH LAWS.

Revised to Oct. 1, 1911.

NOTE—The laws as given below are necessarily very much condensed and many of the restrictions as to modes of hunting and fishing and as to the transportation, export and sale of game are omitted. Copies of the state laws may usually be obtained by writing to the commissioners and wardens. The dates are for the open season except where it is otherwise specified.

ILLINOIS.

GAME—Bobwhite quail, Nov. 10 to Dec. 10; prairie chicken, Nov. 12-17; partridge, Mexican blue quail, California quail, heath grouse and woodcock protected until 1915; mourning doves, Aug. 2 to Nov. 20; snipe and plover, Sept. 1 to May 1; squirrels, June 1 to Nov. 15; wild geese, ducks, brant or other waterfowl, Sept. 1 to April 15. One person is limited to fifteen ducks, twelve quail, ten geese, ten brant and fifteen other game birds in one day. The killing of wild birds other than sparrows, hawks, crows, blackbirds and crow-blackbirds is forbidden.

FISH—Fishing with nets and seines, July 1 to May 1; fishing with hook and line, all the year. Black bass, pike, pickerel, whitefish and trout may be taken only with hook and line. The meshes of seines must be at least $1\frac{1}{2}$ inches square. Minimum length or weight of fishes allowed to be sold: Black bass, 11 inches; white or striped bass, 8; rock bass, 6; croppie, 5; yellow perch, 3; wall eyed pike 15; pike or pickerel, 15; buffalo, 15; German carp, 15; sunfish, 8; white perch, 10; common whitefish, $1\frac{1}{2}$ pounds; lake trout, $1\frac{1}{2}$ pounds.

LICENSES—Issued by county, city and village clerks; hunting license, for nonresidents, \$25.50; residents, \$1. Fishing licenses for residents: For each 100 yards of seine, \$5; 100 yards of net, \$1.25; dip net, 25 cents; steam tug, \$25; gasoline launch, \$15; sail or row boat, \$10. Nonresident fishing licenses: 100 yards of seine, \$10; 100 yards of net, \$5; dip net, \$1; steam tug, \$200; gasoline launch, \$50; sail or row boat, \$30.

State Game Commissioner—J. H. Wheeler, Springfield, Ill.

Headquarters Fish Commission—Havana.

WISCONSIN.

GAME ANIMALS—Beaver, protected at all times; deer, Nov. 10 to Nov. 30 (protected in certain counties); kill limit, one deer in one season; fawn, in spotted or red coat, protected; fisher, marten and mink, Nov. 15 to March 15; muskrat, Nov. 15 to June 1; moose, protected at all times; otter, Sept. 15 to March 1; rabbit, Oct. 10 to Feb. 1; coon, Oct. 1 to Jan. 1; squirrel, Oct. 10 to Feb. 1.

GAME BIRDS—Grouse (protected in certain counties), Sept. 10 to Oct. 1; partridge, plover, Sept. 10 to Dec. 1; prairie chicken and hen, Sept. 10 to Oct. 1 (protected in certain counties); pheasants and quail, protected until 1915; duck of all varieties and rail or rice hen, Sept. 1 to Jan. 1; wild goose or brant, Sept. 10 to May 1; swan, protected at all times. Bag limits: Grouse, prairie chicken or woodcock, 5; geese or brant, 10; partridge, 10; wild duck, mud hen, plover, rail or rice hen, 15; mixed bag of game birds, 20.

GAME FISH—Catfish, June 1 to March 1; black bass, June 1 to March 15 (special in certain waters and as to size); brook trout, April 15 to Sept. 1; bass (green, silver, rock and white), biddler, pickerel, pike and muskellunge, June 1 to March 1 succeeding.

LICENSES—Nonresidents, for all kinds of game, \$25; for all kinds except deer, \$10; license for residents, \$1.

State Fish and Game Warden—John A. Sholtz, Madison, Wis.

MICHIGAN.

GAME ANIMALS—Moose, elk and caribou protected until 1913; elk, unlawful to kill until 1915 on Bois Blanc island; deer, open season from Oct. 15 to Nov. 30, inclusive; unlawful for any person to kill more than two or to use dogs or artificial lights in hunting; unlawful to kill deer in water; unlawful to kill until 1912 in Arenac, Benzie, Cheboygan, Emmet and Leelanau counties; until 1920 in Berrien, Calhoun, Genesee, Ingham, Jackson, Kalamazoo, Oakland and St. Clair counties, and until

1915 on Bois Blanc island; rabbits, Oct. 15 to March 1; unlawful to use ferrets in certain counties; squirrel protected until 1914; beaver, unlawful to kill until 1913; bear, otter, fisher, marten, fox, mink, raccoon and skunk, unlawful to kill from May 1 to Nov. 1; muskrat, unlawful to kill from April 15 to Nov. 1; bounties paid for killing wolf, lynx and wildcat.

GAME BIRDS—Unlawful to kill Mongolian or English pheasants, wild turkey, hazel grouse and bark fowl until 1915; quail, Oct. 15 to Nov. 30; prairie chicken, protected until 1915 and spruce hen, open season Oct. 15 to Nov. 30; European partridge, unlawful to kill until 1912; homing pigeons and mourning doves, unlawful to kill or capture at any time; ducks, snipe, plover, woodcock, geese, brant, shore birds, rails and coots, open season, Oct. 15 to Dec. 31; bluebill, canvasback, redhead, widgeon, pintail, whistler, spoonbill, butter ball and sawbill ducks may also be hunted March to April 10; teal and mallard, open season Sept. 15 to Dec. 31.

FISH—Landlocked salmon, grayling and speckled, California, Loch Leven and steelhead trout, open season from May 1 to Sept. 1; sturgeon or black, strawberry, green or white bass, unlawful to take from inland waters except with hook and line; bass, unlawful to take in any manner from Feb. 1 to June 15.

LICENSES—Nonresidents (for deer), \$25; residents, \$1.50; nonresidents for all game except deer, \$10.

State Game, Fish and Forestry Warden—William R. Oates, Lansing, Mich.

MINNESOTA.

GAME—Deer and male moose, Nov. 10 to 30; kill limit for moose and deer, one of each; no open season for caribou, elk, beaver or pheasants; doves, snipe, prairie chicken, grouse, woodcock and plover, Sept. 7 to Nov. 7; quail, ruffed grouse or partridge and pheasant, Oct. 1 to Dec. 1; wild ducks, geese, brant and other aquatic fowls, Sept. 7 to Dec. 1; kill limit, fifteen birds a day; mink and muskrat, Nov. 15 to April 15.

FISH—Trout, April 15 to Sept. 1; black, gray or Oswego bass, May 29 to March 1; pike, muskellunge, whitefish, croppie, perch, sunfish, sturgeon, lake trout and catfish, May 1 to March 1; pickerel, suckers, bullheads, red horse and carp may be taken at any time with spear.

LICENSES—Nonresidents, \$25 for all game animals and \$10 for game birds; licenses obtained from state commissioners; resident's license, obtained from county auditors, \$1.

Executive Agent of Game and Fish Commissioners—H. A. Rider, St. Paul, Minn.; superintendent of fisheries, E. W. Cobb, St. Paul.

IOWA.

GAME—Pinnated grouse and prairie chicken, Sept. 1 to Dec. 1; woodcock, July 10 to Jan. 1; ruffed grouse, pheasants, wild turkey and quail, Nov. 1 to Dec. 15; wild duck, geese and brant, Sept. 1 to April 15; squirrel, Sept. 1 to Jan. 1; beaver, mink, otter, muskrat, Nov. 15 to April 15; Mongolian, ring neck or Chinese pheasant protected until Oct. 1, 1915.

FISH—Trout and salmon, April 15 to Oct. 1; bass, pike, croppies and other game fish, May 15 to Nov. 15.

LICENSES—Nonresidents, \$10.50; residents, \$1. Warden—George A. Lincoln, Cedar Rapids, Iowa.

INDIANA.

GAME—Quail, ruffed and pinnated grouse, Nov. 10 to Jan. 1; squirrels, July 1 to Oct. 1; wild geese, ducks, brant and other wild waterfowl, Sept. 1 to April 15; wild deer, turkeys, prairie chicken, Hungarian partridge and Mongolian pheasants, protected. There is an entirely closed season on all hunting except of wild duck and other waterfowl from Oct. 1 to Nov. 10 of each year.

FISH—Fishing with hook and line lawful during whole year.

LICENSES—Hunting license for nonresident, \$15.50 (covers fishing also); nonresident fishing license alone, \$1; resident license, \$1.

Game Commissioner—George W. Miles, room 119, statehouse, Indianapolis, Ind.

NEBRASKA.

GAME—Deer, antelope and beaver protected; prairie chicken and grouse. Sept. 1 to Nov. 30; quail, Nov. 1 to Nov. 15; wild ducks and geese, Sept. 1 to April 6; snipe and yellowlegs, Sept. 1 to April 30; plover and doves, July 15 to Aug. 31; squirrels, Oct. 1 to Nov. 30.

FISH—Trout, April 1 to Sept. 30; bass, April 1 to Nov. 15; all other fish April 1 to Nov. 15.

LICENSES—For residents, \$1; nonresidents, to fish, \$2; to hunt and fish, \$10; issued by county clerks, Chief Deputy Game and Fish Commissioner—Henry N. Miller, Lincoln, Neb.

COLORADO.

GAME—Deer, Oct. 1 to Oct. 6 (limit, one deer); mountain sheep, antelope and elk protected; prairie chickens, Aug. 15 to Oct. 10; sage chickens, Aug. 1 to Sept. 1; grouse, Aug. 15 to Oct. 10; wild waterfowl, Oct. 1 to March 1; doves, Aug. 1 to Sept. 1; quail protected.

FISH—Trout not less than seven inches long, May 25 to Oct. 31.

LICENSES—Hunting license for nonresidents, \$10; fishing license for nonresidents, \$2; no license required by residents.

Commissioner—John A. Shinn, Denver, Col.

NORTH DAKOTA.

GAME—Prairie chicken, turtle dove, snipe, plover, pinnated grouse, sharp tailed grouse, ruffed grouse, woodcock, Sept. 7 to Nov. 1; quail and pheasant protected; wild duck, Sept. 1 to May 1; wild geese, cranes and brant, Sept. 7 to Dec. 15; buffalo, moose, elk, caribou, mountain sheep, permanently protected; deer, Nov. 10 to Dec. 1; mink and muskrat, Nov. 15 to April 15; beaver and otter protected; antelope protected until 1920.

FISH—Trout and salmon, May 1 to Oct. 1; bass, June 1 to Oct. 15; pike, croppie and perch, May 1 to Oct. 15; fishing with hook and line alone allowed.

LICENSES—Nonresidents, \$25; residents, \$1.

Secretary Fish and Game Commission—T. D. Casey, Grafton, N. D.

SOUTH DAKOTA.

GAME—Buffalo, elk, deer, mountain sheep, Nov. 1 to Dec. 1; prairie chicken, grouse, protected to 1911; woodcock, wild duck, geese, brant, plover and curlew, Sept. 10 to April 10; beaver and otter Sept. 1 to May 1.

FISH—Bass, carp, shad and croppies, May 1 to Oct. 1; trout, May 1 to Sept. 1.

LICENSES—For nonresidents, who must be accompanied by a warden as guide, \$25; for small game only, \$10; issued by county treasurers.

Wardens—Each county has a fish and game warden.

MONTANA.

GAME—Elk, mountain goat and sheep, deer, Oct. 1 to Dec. 1; prairie chickens, sage hens and part-

ridge, Oct. 1 to Nov. 1; wild waterfowl, Sept. 1 to Jan. 1.

FISH—No restrictions.

LICENSES—General allens, for big and small game and feathered game, \$25; limited allens, for feathered game, \$10; allens, fishing, \$1; resident's license, \$1.

Warden—Henry Avare, Helena, Mont.

IDAHO.

GAME—Deer, elk, mountain sheep and goat, Sept. 1 to Dec. 1, except that elk may be killed in Fremont and Bingham counties Sept. 1 to Dec. 31, and except that deer may be killed in Bonner, Kootenai, Shoshone, Latah, Nez Perce, Clearwater and Idaho counties from Sept. 20 to Dec. 20; deer protected in last named counties for five years; moose, caribou, antelope, buffalo and beaver protected, quail, Nov. 1 to Dec. 1; sage hen or turtle dove, July 15 to Dec. 1; Mongolian and English pheasant, prairie chicken or pinnated grouse, protected; partridge, pheasant or grouse, Aug. 15 to Dec. 1, except north of Salmon river, Sept. 1 to Dec. 1; snipe, plover, duck and goose, Sept. 1 to March 1.

LICENSES—Nonresidents, fishing, \$2; bird, \$5; big game, \$25; all, \$32. Resident, fishing and hunting, \$1.

FISH—Fishing with hook and line only permitted all the year.

Warden—Ben R. Gray, Boise, Idaho.

WYOMING.

GAME—Deer, elk, male mountain sheep, Sept. 1 to Nov. 30 (elk and mountain sheep may be killed only in the counties of Fremont, Uinta, Carbon and those parts of Big Horn and Park west of the Big Horn river); unlawful to kill beaver and moose until 1915; antelope, 1915; ducks and geese, Sept. 1 to April 30; sage grouse, Aug. 1 to Sept. 30 (cannot be killed in counties of Natrona and Sheridan); grouse, other than sage grouse, Sept. 25 to Nov. 30; in Albany, Carbon, Laramie and Sweetwater counties all grouse may be shot only from Aug. 1 to Sept. 15; unlawful to kill quail and Mongolian pheasant until 1912.

FISH—Fishing open the year round with hook and line.

LICENSES—For nonresidents, for birds only, \$5; for big game, \$50; *each nonresident must be accompanied by a licensed guide, but one guide can accompany one man and one woman; nonresident not allowed to have gun in his possession without a license. Residents, bird license, \$1.50; residents, big game license, \$2.50; for one additional elk, \$5; allens, bird license, \$20. †Licenses issued by any justice of the peace or assistant game warden.

Warden—D. F. Hudson, Lander, Wyoming.

*For bear, \$10. Nonresident cannot secure additional big game license. †Allens cannot secure big game license.

PANAMA-PACIFIC EXPOSITION IN SAN FRANCISCO.

The opening of the Panama canal and the 400th anniversary of the discovery of the Pacific ocean will be celebrated by an international exposition in San Francisco, Cal., in 1915. Sites with that end in view were taken in 1910, when a guaranty fund of \$17,500,000 was raised. Of this amount \$5,000,000 is provided by a special tax levied by the legislature upon all the property in California, an additional \$5,000,000 through the issuance of bonds by the city of San Francisco and the balance of \$7,500,000 by popular subscriptions. No government aid was asked. New Orleans was also a contender for the honor of holding the canal celebration and a fund of \$7,500,000 was authorized to be raised, \$6,500,000 through a state tax and \$1,000,000 through subscription in New Orleans. The matter came before congress and the following joint resolution was passed by the house Jan. 31 and by the senate Feb. 11, and was signed by the president Feb. 15, 1911.

Resolved, etc., That whenever it shall be shown to the satisfaction of the president of the United States that a suitable site has been selected and that the sum of not less than \$15,000,000 will be available to enable the Panama-Pacific International Exposition company, a corporation organized and existing under and by virtue of the laws of the state of California for the purpose of inaugurating, carrying forward and holding an exposition at

the city and county of San Francisco, Cal., on or about the 1st day of January, 1915, to celebrate the completion and opening of the Panama canal, and also the 400th anniversary of the discovery of the Pacific ocean, the president of the United States be, and he is hereby authorized and respectfully requested, by proclamation or in such manner as he may deem proper, to invite all foreign countries and nations to such proposed exposition, with a request that they participate therein."

Charles G. Moore is president of the exposition company.

PANAMA-CALIFORNIA EXPOSITION IN SAN DIEGO.

Ground was broken July 19, 1911, for the Panama-California exposition which is to be held in San Diego, Cal., during the entire year 1915. The buildings, which are to be of the Spanish-Colonial type of architecture and to be known collectively as the Mission City, will be erected on a site of 1,400 acres in Balboa park. The city has raised by subscription \$2,500,000 for the promotion of the plan. Following are the chief officers: President, U. S. Grant, Jr.; first vice-president, John D. Spreckels; director-general, Col. D. C. Collier; director of publicity, Joseph W. Sefton, Jr.; secretary, Levi G. Moore.

LOS ANGELES TIMES DYNAMITE CASE.

John J. McNamara, secretary and treasurer of the International Bridge and Structural Ironworkers' union, was arrested in Indianapolis, Ind., April 22, 1911, on the charge of being implicated in the dynamiting of the Los Angeles Times building Oct. 1, 1910. His arrest followed that of Ortie E. McManigal and James B. McNamara in Detroit, Mich., April 12, for the same offense. It was not until April 23, however, that the facts were made known by William J. Burns, head of the Bureau of Investigation, who for many months had been investigating not only the Los Angeles Times affair, but many other mysterious explosions in widely separated localities. These in practically all instances occurred where nonunion or open shop labor had been employed in the construction of buildings, bridges and other structures. The same kind of dynamite bombs and the same methods were used as a rule and the conclusion was reached that they were the work of the same men. Before the arrests were made more than 100 lives had been lost and some \$3,000,000 worth of property destroyed through the explosions.

For the discovery and apprehension of the men who blew up the Los Angeles Times building, with the loss of twenty-one lives and \$500,000 worth of property, rewards aggregating \$500,000 were offered. The grand jury of Los Angeles county examined many witnesses and returned indictments against twenty-three persons alleged to have been implicated in the affair. These included one "J. B. Bryce," Harry Kaplan and Matt Schmidt. "Bryce," it was subsequently alleged, was an alias assumed by James B. McNamara, who was supposed to be the man who bought the dynamite from the Clant Powder company in Los Angeles with which the Times building was blown up. McNamara is a brother of John J. McNamara and his home was in Cincinnati, O. He and Ortie E. McManigal, an ironworker in Chicago, were accused of being the "wrecking crew" of the Iron Workers' union. Kaplan and Schmidt, who were said to have assisted them, were classed by the detectives as anarchists. It was further asserted that John J. McNamara furnished the funds for the dynamite and other expenses of the wreckers.

Following clues given, it was reported, by Ortie McManigal, the detectives found materials for the manufacture of bombs in several places. In the room occupied by James B. McNamara and McManigal in Detroit were a number of small alarm clocks, batteries and dynamite. In a barn a mile west of Indianapolis were seventeen sticks of dynamite and two quarts of nitroglycerin. In the basement of the Central Life building, Indianapolis, occupied in part as the headquarters of the Iron Workers' union, were sixty-four sticks of dynamite, 200 feet of fuse, 500 dynamite caps and a dozen small alarm clocks. In a shed in the rear of the home of James McManigal, father of Ortie E. McManigal, in Tiffin, O., were 400 pounds of dynamite. It was also reported that a considerable quantity of electric wire and an electric battery tester were found in the home of Mrs. J. A. McNamara, mother of John J. and James B. McNamara, in Cincinnati, O. A suitcase belonging to J. B. McNamara was seized in the union station at Columbus, O., and was found to contain twine and wrapping paper similar to that used in wrapping up the dynamite found in Indianapolis. Most of the dynamite discovered was reported to have been stolen. Through the arrest of John J. McNamara was made upon a warrant and requisition papers from the governor of California were honored by Gov. Marshall of Indiana, it was charged by the defendant's friends and the labor leaders in Indianapolis that McNamara had been given no opportunity to resist extradition and that he had been "railroaded" out of the state. Warrants were sworn out charging Detective William J. Burns, Walter Drew, W. J. Ford and Frank Fox with kidnaping. Mr. Drew was attorney for the National Erectors' association, which had been investigating the dynamiting of many structures in which its members were interested. W. J. Ford was assistant district attorney of Los Angeles county and Frank Fox was a chauffeur who had assisted the officers in getting McNamara out of the city. The arrests were made

and the men were held in bonds to await the action of the grand jury.

The two McNamaras and McManigal were taken at once to Los Angeles, where they arrived April 26. Great precautions were taken to prevent their escape or rescue by legal or other means while making the journey.

The case came up in court Oct. 11 and James B. McNamara was the first of the defendants to be placed on trial. The chief counsel for the defense was Clarence Darrow of Chicago.

Weeks were spent in efforts to secure a jury to try the case and the necessary number of men had not yet been secured when, on the afternoon of Dec. 1, it was suddenly announced that the two principal defendants, James Boyd McNamara and his brother, John J. McNamara, had decided to plead guilty. They were called into court and both confirmed the announcement. James B. McNamara pleaded guilty to murder in the first degree in having caused the explosion in the Los Angeles Times office. His brother pleaded guilty to having caused the explosion in the Llewellyn iron works. Judge Walter Bordwell, who presided in the case, fixed Dec. 5 as the day on which he would pronounce sentence, and on the date named he fixed the punishment of James B. McNamara at imprisonment for life in St. Quentin prison. To John J. McNamara he gave fifteen years in the same prison.

Prior to being sentenced James B. McNamara made a written statement in which he said that on the night of Sept. 30, 1910, he placed in "ink alley," a portion of the Times building, a suitcase containing sixteen sticks of 80 per cent dynamite, set to explode at 1 o'clock the next morning. It was, he declared, his intention to injure the building and scare the owners, but not to take the life of any one.

The cases against the McNamaras were prosecuted by District Attorney John D. Fredericks. Sensational charges of attempts at jury bribing were made just prior to the entering of pleas of guilty by the defendants.

Between May 31, 1906, and April 5, 1911, sixty-seven dynamite explosions occurred which were believed to be due to the wrecking crews of structural iron workers. Among those for which the McNamaras and McManigal were thought to be responsible were the following:

Oct. 24, 1909—New telephone exchange, saw mill and garage destroyed in Indianapolis, Ind.

March 23, 1910—Corthouse in Omaha, Neb., and plant of Caldwell & Drake at Columbus, Ind., partly destroyed. Caldwell & Drake were contractors for the Omaha building.

Sept. 4, 1910—Plant of Lucas & Sons iron works in Peoria, Ill., and bridge under construction wrecked.

Oct. 1, 1910—Los Angeles Times building wrecked and twenty-one persons killed. Attempt made to blow up home of publisher, Gen. Harrison Gray Otis.

Dec. 18, 1910—Plant of Llewellyn Iron company in Los Angeles damaged.

Feb. 24, 1911—Iroquois iron works in South Chicago damaged.

March 25, 1911—Coal hoisting plant in Milwaukee being erected by the Hyle & Patterson Construction company of Pittsburgh, Pa., damaged to the extent of \$200,000.

April 5, 1911—Tower of municipal building in Springfield, Mass., wrecked.

FOOTBALL ACCIDENTS AND FATALITIES.

From statistics compiled by the Chicago Record-Herald.

	Deaths.	Injuries.		Deaths.	Injuries.
1901.....	7	74	1907.....	15	166
1902.....	15	106	1908.....	11	304
1903.....	14	63	1909.....	30	216
1904.....	14	276	1910.....	22	499
1905.....	24	200	1911.....	11	178
1906.....	14	160			

FORESTS AND FORESTRY.

[By Herbert A. Smith of the United States Forest Service.]

Our forests now cover 550,000,000 acres, or about one-fourth of the United States. Forests publicly owned contain one-fifth of all timber standing. Forests privately owned contain at least four-fifths of the standing timber. The timber privately owned is not only four times that publicly owned, but it is generally more valuable. Forestry is now practiced on 70 per cent of the forests publicly owned and on less than 10 per cent of the forests privately owned, or on only 18 per cent of the total area of forests.

The original forests of the United States contained timber in quantity and variety far beyond that upon any other area of similar size in the world. They covered 850,000,000 acres, with a stand of not less than 5,200,000,000 board feet of merchantable timber, according to present standards of use. There were five great forest regions—the northern, the southern, the central, the Rocky mountain and the Pacific.

The present rate of cutting is three times the annual growth of the forests of the United States. The great pineries of the lake states are nearing exhaustion, and heavy inroads have been made upon the supply of valuable timber throughout all parts of the country. The heavy demands for timber have been rapidly pushing the great centers of lumber industry toward the south and west. In consequence, the State of Washington has led for several years in lumber production, now followed in order by Louisiana, Mississippi and Oregon. In 1910 the production of yellow pine lumber amounted to fourteen and one-eighth billion feet; the Douglas fir of the northwest held second place with four and three-fourths billion feet, while oak came third with four and one-half billion feet. We take from our forests yearly, including waste in logging and in manufacture, 20,000,000,000 cubic feet of wood.

We use in a normal year 90,000,000 cords of firewood, 45,000,000 board feet of lumber, 148,500,000 ties, 1,750,000,000 staves, over 125,000,000 sets of heading, nearly 300,000,000 barrel hoops, 3,200,000 cords of native pulp wood, 165,000,000 cubic feet of round mine timbers and 1,500,000 cords of wood for distillation.

In 1910 about 4,002,000 cords of wood were used in the manufacture of paper, of which 948,000 cords were imported from Canada. The demand for pulp wood is making a severe drain on the spruce forests which furnish the principal supply. The forest service of the United States department of agriculture is conducting investigations to determine what other woods, such as scrub pine, white fir, tupelo and the like, can be successfully used.

A larger drain upon our forest resources is made by the demand for railroad ties, of which 148,231,000, equivalent to nearly five billion board feet, were used in 1910. White oak, hitherto the chief source of supply, is not plentiful enough to meet this demand indefinitely, and in many parts of the country the supply of chestnut, cedar and cypress is dwindling; however, seasoning and treating methods are being found, largely through the work of the forest service, by which cheaper and more plentiful woods, such as lodgepole pine in the northwest and loblolly pine in the south, are made fit for use as ties. A great saving has been effected in the naval stores industry, also largely through the work of the forest service, by the introduction of the so-called "cup" systems of turpentine in place of the old destructive system of "boxing." The new systems insure a larger product of better quality, and prolong the life of the longleaf pine forests upon which the industry depends.

UNITED STATES FOREST SERVICE.

The forest service is one of the bureaus of the department of agriculture. It has charge of the administration and protection of the national forests, and also promotes the practice of forestry generally through investigations and the diffusion of information.

The work of the government in forestry was initiated by the appointment of Dr. Franklin Hough in 1875 as special agent in the department of agriculture. In 1881 a division of forestry was created

in that department. In 1901 this division became the bureau of forestry, and in 1905, when the care of the national forests was given to this bureau, its name became the forest service.

Previously the care of the national forests had been in the hands of the department of the interior. A law authorizing the president to set apart forest reserves was passed in 1891, but no provision for their administration and use was made until 1897. Previous to 1905 the bureau of forestry merely gave expert advice, on request, to the department of the interior concerning the application of forestry to the forest reserves. The change of name from "forest reserves" to "national forests" was made in 1906, to correct the impression that the forests were, as "reserves," withdrawn from use. Since the forest service took charge of them the fundamental aim has been to open them to the widest use consistent with their proper protection.

The reserves were set aside as follows: By President Harrison, 13,416,710 acres; by President Cleveland, 25,686,320 acres; by President McKinley, 7,050,089 acres; by President Roosevelt, 148,346,924 acres.

During the administration of President Taft 3,891,800 acres have been eliminated from the national forests, making their area at the close of the fiscal year 1911 190,608,243 acres. The eliminations threw out land which was found to be better suited for agricultural and other purposes than for forestry. An act of congress, passed in 1907, prohibits any additions by the president to the national forest area in Washington, Oregon, Idaho, Montana, Wyoming and Colorado.

The following tables show the national forest expenditures and receipts for the fiscal year 1911, compared with those of the fiscal year 1910:

Expenditures and Permanent Improvements				
	Administration		Protection	
	Total.	Per acre.	Total.	Per acre.
1910.....	\$3,752,316.91	\$0.01945	\$598,835.64	\$0.00310
1911.....	5,335,856.97	0.02800	273,634.42	0.00143

Comparison of receipts from the several sources for the fiscal years 1910 and 1911:

Fiscal year.		Grazing.		Timber.	
	Total.	Per acre.	Total.	Per acre.	
1910.....	\$986,909.38	\$0.00512	\$1,043,428.20	\$0.00541	
1911.....	935,490.38	0.00490	1,015,125.39	0.00532	

Fiscal year.		Special uses.		All sources.	
	Total.	Per acre.	Total.	Per acre.	
1910.....	\$59,810.50	\$0.00031	\$2,090,148.08	\$0.01084	
1911.....	76,290.18	0.00040	2,026,906.15	0.01063	

Under the law 25 per cent of the gross receipts are paid to the states in which the national forests are located, to be expended for roads and schools. The amount to be paid to the states in this way from the receipts in 1911 is about \$506,000.

The grazing receipts for 1911 were paid by the holders of 20,499 permits to graze 1,351,922 cattle, horses and hogs, and of 5,105 permits to graze 7,449,415 sheep and goats. The receipts from timber sales were paid by approximately 5,000 purchasers, who cut the equivalent of 374,678,000 board feet of timber. The receipts from special uses were paid by the holders of about 5,000 permits. In other words, these receipts represent profitable use of the forests by some 30,000 individuals or concerns. To the use for which payment was made must be added the heavy free use of the forests by the public. Figures for free use of timber are as follows:

	Number of permittees.	Cnt (board feet).	Value.
1910.....	35,364	104,796,000	\$176,166.51
1911.....	40,660	123,488,000	196,930.24

In issuing permits for reservoirs, conduits, power lines and transmission lines for commercial power development, the forest service has steadfastly insisted on conditions designed to prevent speculative or perpetual holdings and to secure the full development of available power and the payment of reasonable charges for the use of land.

The total stand of timber on the national forests, exclusive of Alaska, is estimated at over five hundred billion board feet.

The following table shows the total-cut of timber from the national forests in the fiscal year 1911:

State or territory.	Cut under sale (ft.).	Cut under free use (ft.).	Total cut (ft.).
Alaska	23,148,000	100,000	23,248,000
Arizona	37,858,000	4,729,000	42,587,000
Arkansas	4,817,000	480,000	5,297,000
California	37,899,000	9,197,000	47,096,000
Colorado	47,647,000	12,246,000	59,893,000
Florida	32,000	29,000	61,000
Idaho	49,597,000	21,523,000	71,120,000
Michigan	12,000	12,000
Minnesota	647,000	87,000	734,000
Montana	57,642,000	19,403,000	77,045,000
Nevada	2,539,000	1,799,000	4,338,000
New Mexico	20,096,000	15,149,000	35,245,000
North Dakota	1,000	52,000	53,000
Oklahoma	37,000	137,000	174,000
Oregon	22,446,000	11,331,000	33,777,000
South Dakota	10,056,000	5,855,000	15,911,000
Utah	12,275,000	11,656,000	23,931,000
Washington	25,343,000	2,851,000	28,194,000
Wyoming	17,598,000	6,852,000	24,450,000
Total	374,678,000	123,488,000	498,166,000

The average price on the stump for the timber sold in 1911 was \$2.56 per thousand board feet.

The value of the public property administered by the forest service is estimated at over \$2,000,000,000.

The great areas contained in the national forests have now been brought to a condition where they are beginning to serve the purposes of the west. The conservation of timber and forage through wise use and the protection of stream flow are the means of sustaining many industries which have contributed materially to the prosperity of the country.

At the head of the forest service are Forester Henry S. Graves and Associate Forester A. F. Potter. The work is organized under the following branches: Operation, and also lands, James B. Adams, in charge; silviculture, W. B. Greeley, in charge; grazing, A. F. Potter, in charge; products, laboratory, McGarvey Cline, in charge; acquisition of land under the Weeks law, William L. Hall, in charge.

The 153 national forests are distributed in six districts, with a district forester in charge of each, and headquarters as follows: District 1 (Montana, northeastern Washington, northern Idaho, northwestern South Dakota, northern Michigan, northern Minnesota and southern North Dakota), Missoula, Mont. F. A. Silcox, district forester; district 2 (Colorado, Wyoming, the remainder of South Dakota, Nebraska and western Kansas), Denver, Col. Smith Riley, district forester; district 3 (most of Arizona, Arkansas, Florida, New Mexico and Oklahoma), Albuquerque, N. M., A. C. Ringland, district forester; district 4 (Utah, southern Idaho, western Wyoming, eastern and central Nevada and a small portion of northwestern Arizona), Ogden, Utah, E. A. Sherman, district forester; district 5 (California and southwestern Nevada), San Francisco, Cal., Coert DuBois, district forester, and district 6 (Washington, Oregon and Alaska), Portland, Ore., George H. Ceell, district forester.

On July 1, 1911, the force employed by the forest service numbered 3,366. Of these 2,696 were employed upon the national forests and 670 were engaged in administrative, scientific and clerical work at the Washington and district headquarters. Of the employees on the national forests the force engaged principally in protective work numbered 1,952 men, as follows: Forest rangers, 250; assistant forest rangers, 1,174; forest guards, 626; game wardens, 2; hunters and trappers, 8. The protective force was therefore about one man for every 104,000 acres, or 163 square miles. (Prussia has one man for every 1,700 acres and Baden one for every 750.)

BRANCH OF SILVICULTURE.

The branch of silviculture directs the management of the national forests as regards both the systems of cutting mature timber and the work of forest planting, supervises their protection, co-operates with states in developing forest policies adapted to their requirements, co-operates with

private forest owners who desire to practice forestry on their lands, and carries on silvicultural investigations of the important tree species of the United States. Its most important work is in connection with the management of the national forests, where the chief problem, after fire protection, is to replace the mature timber as it is sold and cut by young growth of valuable species.

In planting within the national forests, the primary object is to produce commercial timber, although in a number of cases planting has been done chiefly with the view of reforesting denuded watersheds, in order to control and regulate the flow of streams directly supplying cities and towns. During the season ended June 30, 1911, 25,230 acres in national forests were sown or planted to trees, chiefly Douglas fir, western yellow pine, Austrian pine and Engelmann spruce, in comparison with 7,400 acres the previous year; in fact, the areas planted in 1911 exceeded, by 10,000 acres, all the planting that previously had been done since the forests were created. There are forty-six government nurseries which supply the national forests. These have a present stock of about 38,800,000 plants and are capable of supplying 22,700,000 a year. In the east forest planting has been done mainly in co-operation with states and private owners, though experiments have been made with the French maritime pine for turpentine production, and with cork oak and Australian eucalyptus, in the Florida national forest.

At the request of the states the forest service makes examinations of their forest conditions, makes silvicultural studies of practical importance, suggests remedial legislation for giving the states a wise forest policy, etc. The cost of such work is shared by the states and the service. The service co-operates with private owners by sending its experts to examine timber tracts and report on the proper methods for managing and protecting them. The cost of such an examination is borne by the owner. During 1911 examinations were made of timber tracts aggregating 370,000 acres.

BRANCH OF GRAZING.

The branch of grazing supervises the grazing of live stock upon the national forests, the principal lines of work being: The allotment of grazing privileges, the issuance of grazing permits, the division of the ranges between different classes of stock or their owners and the regulation of the stock grazed under permit upon the ranges, and the development of the forage-producing capacity of the national forests by the restoration of depleted areas through systematic control of the stock grazed upon them or by artificial means, through the eradication of noxious range-destroying rodents and through the institution of new methods of range control. By co-operation with federal and state authorities in the enforcement of quarantine regulations, the national forests have been practically freed from infectious or contagious diseases fatal to live stock, and by an active campaign against predaceous animals destructive to live stock the annual loss from this source within the national forests has been reduced by several hundred thousand dollars.

The number of stock grazed during the last season (1911), under permit, and by settlers without permit was 1,347,933 head of cattle, horses and swine and 7,449,415 head of sheep and goats. The annual productive value of this number of stock is more than \$20,000,000. The number of persons holding permits to graze live stock during the last year was in excess of 20,000.

BRANCH OF PRODUCTS.

The branch of products carries on studies, tests and demonstrations to further the more complete utilization of the products of the forest. A forest products laboratory is operated at the University of Wisconsin, where experiments are made to determine the properties of American woods, to ascertain cheap and effective treatments to prevent decay, to test the adaptability of untried woods for specific uses such as paper pulp, to develop uses for the material wasted in sawmill operations and to discover processes of obtaining valuable chemical by-products from the waste which cannot be otherwise utilized. An office of wood utilization is maintained at Chicago to promote the

economic use of wood among the timber-consuming industries. Studies are made to find the kind, quantity and cost of timber consumed in different states and regions and also where the material comes from and what amount is lost through waste. The wood-consuming industries are aided in finding the most suitable raw material and in developing methods of utilizing their waste product. In the western states all products work centers in the district offices at Denver, San Francisco and Portland.

DENDROLOGICAL STUDIES.

An important part of the dendrological studies which are carried on by the service is the making of an accurate forest map of the distribution of tree species in the United States, to show the extent, composition and economic possibilities of our forest resources. Others of these studies concern the cedar forests of Texas and important but little known trees indigenous to the United States, the growth of which may profitably extend to new localities for economic purposes. Prominent among the latter are the desert pines of California. An investigation is being made of the present and probable future supply of western tanbark oak, as well as of other trees the barks of which are used to adulterate tanbark, and the tannin contents of the barks are being determined by the bureau of chemistry. Included also is a study of basket willows. Attention is given especially to the conditions under which high-grade basket rods may be produced. Approved basket willow cuttings are distributed free each spring to applicants interested in willow culture.

The dendrologist also gives technical information about trees, in response to inquiries, including the identification of the wood, seeds, foliage, etc., of native and exotic trees.

EASTERN NATIONAL FORESTS.

The act of March 1, 1911, commonly known as the Weeks law, provides for the acquisition of forest lands on the watersheds of navigable streams. Its purpose is to promote and protect the navigability of the streams by preserving the forest on the upland portions of their watersheds. Through this act means is afforded of extending the national forest system to regions where the government has hitherto owned no forest lands and taken no direct part in forest preservation.

The act imposes upon the forest service new duties in the selection, examination and valuation of areas for purchase, and this work required a new unit of organization. Immediate control was placed in charge of an assistant forester.

From April 1 to June 30, 1911, proposals were received covering 1,250,641 acres, of which 832,464 acres were within the general areas in the White mountains and the Southern Appalachians, which had been selected for purchase.

The examinations of the forest service prior to June 30, 1911, covered 140,787 acres. The service was ready to submit reports to the National Forest Reservation commission on this area of lands, but since the law requires reports also from the geological survey, and since the geological survey succeeded in examining only 89,590 acres, the commission could consider reports on only that area. The purchase of one tract of 31,377 acres was authorized.

At the beginning of the year 1912 the service has

a force of thirty-five examiners working and will undoubtedly be able to complete reports and recommend purchase of lands to the full amount of the \$2,000,000 available.

FOREST POLICY OF THE STATES.

New York has purchased and set aside 1,642,000 acres in the Adirondack and Catskill mountains as forest preserves, under the control of the forest, fish and game commission of the state. These lands and private lands in the preserve counties are protected from fire by an adequate system of wardens. Unfortunately, the constitution of the state prohibits the cutting of timber from state lands. In 1909 the commission distributed at cost to private owners 1,005,325 forest tree seedlings, and the waste and open land on the preserve is being gradually planted to trees under the supervision of trained foresters.

Pennsylvania has purchased more than 921,000 acres of land for state forest reserves, and the forestry commission has the right to purchase additional forest lands at a price not to exceed \$5 an acre. The reserves are situated chiefly on the mountains of the central part of the state and located with special reference to protecting the water supply of cities and towns. The state forest reserves are not only protected from fire, but are managed according to forestry principles, the mature timber being cut and sold. A school for training forest rangers for the reserves is maintained at Mont Alto. There is a well-organized forest fire protective system in the state. The state distributes forest trees for planting and gives advice in the management of forest lands to private owners.

Minnesota, Wisconsin and Michigan have well-organized state forest departments. Minnesota has 61,000 acres reserved; Wisconsin, 355,000 acres, and Michigan, 232,000. These are protected from fire and the open land is being planted and the mature timber cut and sold. Each of these states protects the forest land of private owners as well as that of the state forest reserves from fire and distributes tree seedlings for planting to land owners at cost. Ohio, New Hampshire and Vermont also distribute planting material to private owners and give them advice in regard to methods of forest management. The following states have forestry departments which seek to protect from fire by means of an organized warden system all or the greater portion of the forest lands of the state: Maine, New Hampshire, Vermont, Massachusetts, Connecticut, New Jersey, Maryland, Oregon and California, while Washington and Idaho provide for such protection through legal associations of land owners. Maine supports a very efficient forest fire service covering the unorganized townships in the northern part of the state. In the remaining townships the selectmen are ex officio wardens. Most of these states also have small state forests, that of New Jersey being 14,000 acres. Other states which have forest officers charged with forest interests are Rhode Island, Indiana, Kansas, Montana, North Carolina and West Virginia. South Carolina, Alabama and Louisiana have recently passed or have under consideration advanced forestry legislation. The recently adopted law of Louisiana is especially noteworthy in that it provides for a forest fire protective organization by means of a tax of 3/4 of a cent on every 1,000 board feet of lumber sawed in the state.

NATIONAL FORESTS OF THE UNITED STATES.

[From reports of bureau of forestry.]

ARIZONA.		
Forest.	Latest proclamation.	Acres.
Apache	March 2, 1909	1,785,711
Chiricahua	July 2, 1908	287,520
Cocconino	July 2, 1908	3,689,982
Coronado	July 2, 1908	966,368
Crook	Aug. 27, 1909	779,853
Dixie	Feb. 10, 1909	626,800
Garces	April 21, 1910	609,010
Kaibab	July 2, 1908	1,080,000
Prescott	Feb. 1, 1909	1,541,762
Sitgreaves	March 2, 1909	1,470,364
Tonto	Feb. 10, 1909	2,110,354
Zuni	March 2, 1909	266,981
Total		15,214,745

ARKANSAS.		
Forest.	Latest proclamation.	Acres.
Arkansas	Feb. 27, 1909	1,663,300
Ozark	Feb. 25, 1909	1,526,481
Total		3,189,781

CALIFORNIA.		
Forest.	Latest proclamation.	Acres.
Angels	July 1, 1908	1,350,900
California	Feb. 25, 1909	1,114,904
Cleveland	Jan. 26, 1909	2,236,178
Crater	July 1, 1908	58,614
Inyo	July 2, 1908	1,458,444
Klamath	Feb. 13, 1909	2,094,467
Lassen	March 2, 1909	1,373,043
Modoc	Feb. 25, 1909	1,471,817

Forest.	Latest proclamation.	Acres.
Mono	March 2, 1909	813,789
Monterey	July 2, 1908	514,477
Elmas	March 2, 1909	1,407,053
San Luis	July 1, 1908	355,990
Santa Barbara	July 1, 1908	2,027,180
Sequola	March 2, 1909	3,079,942
Shasta	March 2, 1909	1,754,718
Sierra	July 2, 1908	1,935,680
Siskiyou	July 1, 1908	27,814
Stanislaus	July 2, 1908	1,117,625
Tahoe	March 2, 1909	1,931,042
Trinity	March 2, 1909	1,834,833
Total		27,968,510

COLORADO.

Arapahoe	July 1, 1908	796,815
Battlement	May 6, 1910	742,440
Cochetopa	June 9, 1910	927,255
Gunnison	June 9, 1910	84,000
Hayden	July 1, 1908	595,840
Holy Cross	April 26, 1909	29,502
LaSal	March 16, 1909	1,184,730
Leadville	July 1, 1908	659,780
Medicine Bow	July 1, 1908	1,175,811
Montezuma	July 1, 1908	1,457,524
Pike	July 1, 1908	1,262,158
Rio Grande	July 1, 1908	1,049,686
Routt	July 1, 1908	635,992
San Isabel	May 27, 1910	1,460,880
San Juan	July 1, 1908	655,360
Sopris	April 26, 1909	875,754
Uncompaghe	June 10, 1910	964,114
White River	May 6, 1910	
Total		15,491,791

FLORIDA.

Choctawhatchee	Nov. 27, 1908	467,605
Ocoia	Nov. 27, 1908	207,285
Total		674,891

IDAHO.

Beaverhead	July 1, 1908	304,140
Boise	July 1, 1908	1,147,360
Cache	July 1, 1908	276,640
Caribou	May 6, 1910	699,828
Challis	July 1, 1908	1,161,040
Clearwater	July 1, 1908	2,687,860
Coeur d'Alene	May 6, 1910	1,537,236
Idaho	July 1, 1908	1,293,280
Kamiku	July 1, 1908	544,220
Lemhi	July 1, 1908	955,408
Minidoka	May 6, 1910	547,052
Nezperce	July 1, 1908	1,946,340
Payette	July 1, 1908	844,240
Pend d'Oreille	May 6, 1910	911,764
Pocatello	May 16, 1910	265,822
Salmon	July 1, 1908	1,762,472
Sawtooth	July 1, 1908	1,211,920
Targhee	July 1, 1908	1,101,720
Weiser	July 1, 1908	764,829
Total		19,963,171

KANSAS.

Kansas	May 15, 1908	302,387
--------	--------------	---------

MICHIGAN.

Marquette	Feb. 10, 1909	30,603
Michigan	Feb. 11, 1909	132,770
Total		163,373

MINNESOTA.

Minnesota	May 23, 1908	294,952
Superior	Feb. 13, 1909	909,734
Total		1,204,686

MONTANA.

Absaroka	July 1, 1908	980,440
Beartooth	July 1, 1908	685,293
Beaverhead	July 1, 1908	1,506,680
Bitterroot	July 1, 1908	1,180,900
Blackfoot	July 1, 1908	1,041,340
Cabinet	July 1, 1908	1,020,960
Custer	July 2, 1908	590,720
Deerlodge	July 1, 1908	1,080,220
Flathead	July 1, 1908	2,092,785
Gallatin	July 1, 1908	907,160
Helena	July 1, 1908	930,180
Jefferson	July 2, 1908	1,255,320
Kootenai	July 1, 1908	1,661,260
Lewis and Clark	July 1, 1908	844,136

Forest.	Latest proclamation.	Acres.
Lolo	Nov. 6, 1906	1,211,680
Madison	July 1, 1908	1,102,860
Missoula	July 1, 1908	1,237,650
Sioux	July 2, 1908	145,253
Total		19,474,696

Nebraska	NEBRASKA.	July 2, 1908	556,072
----------	-----------	--------------	---------

Humboldt	NEVADA.	Jan. 20, 1909	1,158,814
Inyo	July 2, 1908	62,573	
Moapa	Jan. 21, 1909	390,580	
Mono	March 2, 1909	535,337	
Nevada	Feb. 10, 1909	1,222,312	
Tahoe	March 2, 1909	61,085	
Toiyabe	Feb. 20, 1909	1,678,714	
Total		5,109,415	

NEW MEXICO.

Alamo	March 2, 1909	1,513,817
Carson	March 2, 1909	1,390,680
Chiricahua	July 2, 1908	178,977
Datil	June 7, 1910	2,957,901
Gila	May 9, 1910	1,803,893
Jemez	July 1, 1908	944,085
Lincoln	May 16, 1910	639,180
Manzano	April 16, 1908	587,110
Pecos	April 20, 1910	720,580
Zuni	March 2, 1909	404,000
Total		11,140,123

NORTH DAKOTA.

Dakota	Nov. 24, 1908	13,940
--------	---------------	--------

OKLAHOMA.

Wichita	May 29, 1906	60,800
---------	--------------	--------

OREGON.

Cascade	July 1, 1908	1,767,370
Crater	July 1, 1908	1,061,220
Declutes	May 20, 1910	1,488,055
Fremont	July 14, 1908	1,260,320
Malheur	May 21, 1910	1,162,915
Oregon	July 1, 1908	1,787,280
Siskiyou	July 1, 1908	1,264,579
Siuslaw	July 1, 1908	821,794
Umatilla	May 20, 1910	470,873
Umpqua	July 1, 1908	1,567,500
Willowa	May 27, 1910	1,546,001
Wenaha	May 27, 1910	495,546
Whitman	May 21, 1910	1,227,264
Total		15,920,822

SOUTH DAKOTA.

Black Hills	Feb. 15, 1909	1,190,040
Sioux	Feb. 15, 1909	104,400
Total		1,294,440

UTAH.

Ashley	July 1, 1908	947,490
Cache	July 1, 1908	257,200
Dixie	Feb. 10, 1909	475,665
Fillmore	July 1, 1908	578,459
Fishlake	July 2, 1908	537,233
LaSal	July 2, 1908	444,628
Manti	April 25, 1907	786,080
Minidoka	May 6, 1910	92,033
Nebo	July 1, 1908	843,920
Pocatello	May 16, 1910	10,720
Powell	July 2, 1908	726,159
Sewer	Jan. 17, 1906	710,920
Uinta	July 1, 1908	1,250,610
Wasatch	July 2, 1908	249,840
Total		7,411,157

WASHINGTON.

Chelan	July 1, 1908	2,492,500
Columbia	July 1, 1908	941,440
Colville	May 9, 1910	825,854
Kanlksu	May 6, 1910	397,936
Olympic	March 2, 1908	1,594,560
Rainier	May 6, 1910	1,635,370
Snoqualmie	July 1, 1908	961,120
Washington	July 1, 1908	1,419,040
Wenaha	May 27, 1910	318,400
Wenatchee	July 1, 1908	1,421,120
Total		12,007,340

WYOMING.

Ashley	July 1, 1908	4,596
Blghorn	July 2, 1908	1,151,680

Forest.	Latest proclamation.	Acres.
Bonneville	July 1, 1908	1,627,840
Caribou	May 6, 1910	7,018
Cheyenne	July 1, 1908	561,612
Hayden	July 1, 1908	370,911
Shoshone	July 1, 1908	1,689,680
Sundance	July 1, 1908	132,224
Targhee	July 1, 1908	377,500
Teton	July 1, 1908	1,991,200
Wyoming	July 1, 1908	976,320
Total		8,941,681

ALASKA.

Chugach	Feb. 23, 1909	11,280,640
Tongass	Feb. 16, 1909	15,480,986
Total		26,761,626

Forest.	Latest proclamation.	Acres.
Luquillo	Jan. 17, 1903	65,950

Grand total 149 national forests.....192,931,197

Following is the total acreage of each national forest which extends over a state boundary line:

Ashley	952,086	LaSala	474,130
Beaverhead	1,810,820	Minidoka	639,085
Coechoc	533,840	Mono	1,349,126
Caribou	706,846	Pocatello	276,542
Chiricahua	466,437	Stoux	249,653
Crater	1,119,834	Siskiyou	1,302,333
Dixie	1,102,665	Tahoe	1,932,127
Hayden	454,911	Targhee	1,479,320
Inyo	1,521,017	Wenaha	813,946
Kaniksu	942,156	Zuni	670,981

WINNERS OF THE NOBEL PRIZES.

PHYSICS.

- 1901—William Conrad Roentgen, professor of physics at the University of Munich.
- 1902—Divided equally between Henrik Anton Lorentz, professor of physics at the University of Leyden, and Peter Zeeman, professor of physics at the University of Amsterdam.
- 1903—Half to Antoine Henri Becquerel, professor of physics at the Ecole Polytechnique and at the Museum d'Histoire Naturelle, Paris, France, member Institut Francaise, and half to Pierre Curie, professor of physics at the University of Paris (Sorbonne) and teacher in physics at the Paris Municipal School of Industrial Physics and Chemistry, and his wife, Marie Sklodowska Curie, preceptress at the Higher Normal School for Young Girls at Sevres.
- 1904—Lord Rayleigh, professor of natural philosophy, Royal Institution of Great Britain, London.
- 1905—Philippe Lenard, professor of physics at the Physical Institute of Kiel.
- 1906—J. J. Thomson, professor of experimental physics at the University of Cambridge.
- 1907—Albert A. Michelson, professor of physics at the University of Chicago.
- 1908—Prof. Gabriel Lippman of the University of Paris.
- 1909—G. Marconi, Italy, and Prof. Ferdinand Braun of Strassburg.
- 1910—Johannes Diderik van der Waals, professor of experimental physics in the University of Amsterdam, Holland.
- 1911—Prof. Wilhelm Wien, University of Wurzburg.

MEDICINE.

- 1901—Emil Adolf von Behring, professor of hygiene and medical history at the University of Marburg, Prussia.
- 1902—Donald Ross, professor of tropical medicine at the University college of Liverpool.
- 1903—Niels Ryberg Finsen, professor of medicine, Copenhagen, Denmark.
- 1904—Ivan Petrovich Pawlow, professor of physiology in the Military Academy of Medicine, St. Petersburg.
- 1905—Robert Koch, member of the Royal Academy of Science, Berlin.
- 1906—Profs. Ramon y Cajal and Camillo Golgi of the Pavlia university, Italy.
- 1907—Charles L. A. Laveran of the Pasteur Institute in Paris.
- 1908—Dr. Paul Ehrlich of Berlin and Prof. Elle Metchnikoff of the Pasteur Institute, Paris.
- 1909—Prof. E. T. Kocher, Switzerland.
- 1910—Dr. Albrecht Kossel, professor of physiology, Heidelberg university, Germany.
- 1911—Allvar Gullstrand, professor of diseases of the eye, Upsala university, Sweden.

CHEMISTRY.

- 1901—Jakob Hendrik van't Hoff, professor of chemistry in the University of Berlin.
- 1902—Emil Fischer, professor of chemistry in the University of Berlin.
- 1903—Svante August Arrhenius, professor at the University of Stockholm.
- 1904—Sir William Ramsay, professor of chemistry in the University college, London.

PORTO RICO.

Forest.	Latest proclamation.	Acres.
Luquillo	Jan. 17, 1903	65,950

Grand total 149 national forests.....192,931,197

Following is the total acreage of each national forest which extends over a state boundary line:

Ashley	952,086	LaSala	474,130
Beaverhead	1,810,820	Minidoka	639,085
Coechoc	533,840	Mono	1,349,126
Caribou	706,846	Pocatello	276,542
Chiricahua	466,437	Stoux	249,653
Crater	1,119,834	Siskiyou	1,302,333
Dixie	1,102,665	Tahoe	1,932,127
Hayden	454,911	Targhee	1,479,320
Inyo	1,521,017	Wenaha	813,946
Kaniksu	942,156	Zuni	670,981

WINNERS OF THE NOBEL PRIZES.

- 1905—Adolf von Baeyer, professor of chemistry at Munich.
 - 1906—H. Moissan, professor of chemistry at the Sorbonne, Paris.
 - 1907—Eduard Buchner, professor of chemistry in the agricultural high school of Berlin.
 - 1908—Prof. Ernest Rutherford of the University of Manchester, England.
 - 1909—Prof. W. Ostwald of Leipsic.
 - 1910—Otto Wallach, professor of chemistry in the University of Gottingen.
 - 1911—Mme. Marie S. Curie, professor of sciences, University of Paris.
- LITERATURE.**
- 1901—Rene Francois Armand Sully-Prudhomme, member of the French academy.
 - 1902—Theodor Mommsen, a professor of history at the University of Berlin.
 - 1903—Bjornstjerne Bjornson, author, Norway.
 - 1904—Half to Frederic Mistral of France and half to Jose Echegaray of Spain.
 - 1905—Henryk Sienkiewicz, author of "Quo Vadis?"
 - 1906—Prof. Giosue Carducci of Bologna, Italy.
 - 1907—Rudyard Kipling of England.
 - 1908—Prof. Rudolf Eucken, University of Java.
 - 1909—Selma Lagerlof, Sweden.
 - 1910—Paul Johann Ludwig Heyse, Germany.
 - 1911—Maurice Maeterlucck, Belgium.

PEACE.

- 1901—Divided equally between Henri Dunant, founder of the International Red Cross Society of Geneva, and Frederic Passay, founder of the first French peace association, the "Societe Francaise pour l'Arbitrage Entre Nations."
 - 1902—Divided equally between Elle Ducommun, secretary of the International peace bureau at Bern, and Albert Gobat, chief of the Interparliamentary peace bureau at Bern.
 - 1903—William Randal Cremer, M. P., secretary of the International Arbitration League, London.
 - 1904—The Institute of International Right, a scientific association founded in 1873 in Ghent, Belgium.
 - 1905—Baroness Bertha von Suttner for her literary work written in the interest of the world's peace movement.
 - 1906—Theodore Roosevelt, president of the United States, for the part he took in bringing the Russo-Japanese war to an end. Money set apart by the president for the establishment of a permanent industrial peace commission.
 - 1907—Divided equally between Ernesto T. Moneta, president of the Lombardy Peace union, and Louis Renault, professor of international law at the University of Paris.
 - 1908—K. P. Arnlodsen of Sweden and M. F. Bajer of Denmark.
 - 1909—Baron d'Estournelles de Constant, Paris, and M. Beernaert, Holland.
 - 1910—International Permanent Peace Bureau, Bern.
 - 1911—Prof. T. C. M. Asser, Holland, and Alfred Fried, Austria.
- The prizes are awarded on the 10th of December of each year. They amount to nearly \$38,000 each. An official account of the origin of the Nobel prize fund will be found on page 108 of The Chicago Daily News Almanac and Year-Book for 1912.

IMMIGRATION INTO THE UNITED STATES.

Fiscal years ended June 30.

COUNTRY.	1911.			1910.		
	Male.	Female.	Total.	Male.	Female.	Total.
Austria.....	49,570	32,559	82,129	95,124	40,669	135,793
Hungary.....	47,046	29,882	76,928	89,874	33,070	122,944
Belgium.....	3,614	2,087	5,711	3,750	1,652	5,402
Bulgaria, Servia, Montenegro.....	4,500	195	4,695	4,645	192	4,737
Denmark.....	4,840	2,715	7,555	4,682	2,402	6,984
France.....	4,617	3,405	8,022	4,220	3,163	7,383
German empire.....	18,837	13,224	32,061	18,577	12,706	31,283
Greece.....	23,923	2,303	26,226	23,694	2,294	25,888
Italy.....	130,835	52,047	182,882	168,264	47,273	215,537
Netherlands.....	5,168	3,190	8,358	4,381	2,708	7,089
Norway.....	8,175	5,775	13,950	11,544	5,994	17,538
Portugal.....	5,527	2,847	8,374	5,585	2,844	8,229
Roumania.....	1,322	1,200	2,522	1,160	385	1,545
Russian empire and Finland.....	96,558	62,163	158,721	124,815	61,977	186,792
Spain.....	3,876	1,198	5,074	2,804	663	3,472
Sweden.....	13,124	7,676	20,799	16,169	7,576	23,745
Switzerland.....	2,115	1,343	3,458	2,253	1,280	3,533
Turkey in Europe.....	13,551	887	14,438	17,480	925	18,405
United Kingdom—England.....	29,486	22,940	52,426	29,078	18,628	46,706
Ireland.....	14,865	14,247	29,112	15,667	14,188	29,855
Scotland.....	11,025	7,771	18,796	12,596	7,519	20,115
Wales.....	1,372	790	2,162	1,400	720	2,120
Europe, not specified.....	327	50	377	135	16	151
Total Europe.....	494,273	270,484	764,757	656,847	269,444	926,291
Chinese empire.....	1,223	237	1,460	1,749	219	1,968
Japan.....	1,370	4,520	5,890	1,525	1,892	3,417
India.....	487	487	974	487	487	974
Turkey in Asia.....	7,821	2,408	10,229	12,239	2,973	15,212
Other Asia.....	635	160	795	1,356	581	1,937
Total Asia.....	11,436	5,992	17,428	17,823	5,710	23,533
Africa.....	692	264	956	735	337	1,072
Australia, Tasmania, New Zealand.....	659	325	984	662	336	998
Pacific Islands, not specified.....	51	8	59	84	15	99
British North America.....	37,634	19,196	56,830	37,994	18,561	56,555
Central America.....	842	351	1,193	648	222	870
Mexico.....	13,248	6,641	19,889	12,320	6,371	18,691
South America.....	2,262	787	3,049	1,611	540	2,151
West Indies.....	8,936	4,467	13,403	7,267	3,977	11,244
Other countries.....	24	15	39	34	43	77
Grand total.....	570,057	308,530	878,587	736,038	305,632	1,041,570

IMMIGRATION BY MONTHS.

Fiscal year ended June 30, 1911.

July.....	73,153	November.....	74,853	February.....	42,836	May.....	95,361
August.....	78,574	December.....	59,481	March.....	81,687	June.....	71,019
September.....	83,361	January.....	36,361	April.....	96,096	Total.....	878,587
October.....	83,805						

IMMIGRATION SINCE 1872.

Years ended June 30.

1872.....	404,806	1880.....	457,257	1888.....	546,889	1896.....	343,267	1904.....	815,361
1873.....	453,803	1881.....	603,431	1889.....	444,427	1897.....	230,532	1905.....	1,026,499
1874.....	313,339	1882.....	788,922	1890.....	455,302	1898.....	229,299	1906.....	1,104,735
1875.....	227,498	1883.....	605,322	1891.....	593,319	1899.....	311,715	1907.....	1,385,349
1876.....	163,986	1884.....	515,592	1892.....	625,084	1900.....	445,672	1908.....	732,870
1877.....	141,857	1885.....	335,346	1893.....	502,917	1901.....	487,918	1909.....	751,786
1878.....	138,469	1886.....	334,203	1894.....	285,631	1902.....	648,743	1910.....	1,041,570
1879.....	177,826	1887.....	490,109	1895.....	258,536	1903.....	857,046	1911.....	878,587

The total recorded immigration into the United States since the organization of the government is 23,772,880 persons.

COAST LINE OF THE UNITED STATES.

In nautical miles.

Atlantic coast.....	1,773	Hawaiian islands.....	628	Western rivers.....	4,344
Gulf coast.....	1,607	Guam.....	80	Total.....	17,539
Porto Rico.....	269	Midway.....	29	Philippines.....	11,444
Pacific coast.....	1,671	Samoa islands.....	83	Grand total.....	28,983
Alaska.....	4,123	Northern lakes and rivers.....	3,041		

CRUDE STEEL PRODUCTION OF THE UNITED STATES.

Calendar year.	*Tons.	Calendar year.	*Tons.	Calendar year.	*Tons.	Calendar year.	*Tons.
1870.....	68,750	1900.....	10,183,329	1904.....	13,859,987	1907.....	23,362,594
1880.....	1,247,335	1902.....	14,947,250	1905.....	20,023,947	1908.....	14,023,247
1890.....	4,277,071	1903.....	14,534,978	1906.....	23,393,136	1909.....	23,995,021

*Tons of 2,240 pounds.

INTERNATIONAL ARBITRATION TREATIES.

What was regarded as a long step toward the goal of universal peace was taken Aug. 3, 1911, when representatives of the United States, Great Britain and France signed arbitration treaties providing for the peaceful settlement of all questions arising between them, including those affecting the "vital interest, independence and honor" of the contracting parties. This important exception in former arbitration treaties was ignored in the new conventions, which were so broad as to cover practically all contingencies.

The proposal to remove the old limitations to arbitration treaties was first made by President William H. Taft in a speech at a dinner of the American Society for the Judicial Settlement of International Disputes, in Washington, Dec. 17, 1910. He later reiterated his belief in the possibility of arbitrating all kinds of questions, and March 13, 1911, Sir Edward Grey, minister of foreign affairs in the British cabinet, made a speech in the house of commons, strongly commending the stand taken by President Taft. The utterances of the statesmen met with public approval on both sides of the Atlantic and the work of embodying the idea in actual treaties was at once begun. France assented to the general proposition from the start and the negotiations included that country as well as Britain and the United States. The original draft of the new form of arbitration treaty was drawn by Secretary of State Knox, but in perfecting the document he had the assistance of Ambassador James Bryce of Great Britain and Ambassador Jusserand of France.

The text of the treaty with Great Britain is herewith given in full, that with France being identical in terms except as to names of contracting parties and plenipotentiaries:

"The United States of America and his majesty the king of the United Kingdom of Great Britain and Ireland and of the British dominions beyond the seas, emperor of India, being equally desirous of perpetuating the peace, which has happily existed between the two nations, as established in 1814 by the treaty of Ghent, and has never since been interrupted by an appeal to arms, and which has been confirmed and strengthened in recent years by a number of treaties whereby pending controversies have been adjusted by agreement or settled by arbitration or otherwise provided for so that now for the first time there are no important questions of difference outstanding between them, and being resolved that no future differences shall be a cause of hostilities between them or interrupt their good relations and friendship;

"The high contracting parties have, therefore, determined, in furtherance of these ends, to conclude a treaty extending the scope and obligations of the policy of arbitration adopted in their present arbitration treaty of April 4, 1908, so as to exclude certain exceptions contained in that treaty and to provide means for the peaceful solution of all questions of difference which it shall be found impossible in future to settle by diplomacy.

"For that purpose they have appointed as their respective plenipotentiaries:

"The president of the United States of America, the Hon. Philander C. Knox, secretary of state of the United States, and

"His Britannic majesty, the Rt.-Hon. James Bryce, O. M., his ambassador extraordinary and plenipotentiary at Washington,

"Who, having communicated to one another their full powers, found in good and due form, have agreed upon the following articles:

ARTICLE I.

"All differences hereafter arising between the high contracting parties, which it has not been possible to adjust by diplomacy, relating to international matters in which the high contracting parties are concerned by virtue of a claim of right made by one against the other under treaty or otherwise, and which are justiciable in their nature by reason of being susceptible of decision by the application of the principles of law or equity, shall be submitted to the permanent court of arbitration established at The Hague by the convention of Oct. 18, 1907, or to some other arbitral

tribunal as may be decided in each case by special agreement, which special agreement shall provide for the organization of such tribunal if necessary, define the scope of the powers of the arbitrators, the question or questions at issue, and settle the terms of reference and the procedure thereunder.

"The provisions of articles 37 to 90, inclusive, of the convention for the pacific settlement of international disputes concluded at the second peace conference at The Hague on Oct. 18, 1907, so far as applicable, and unless they are inconsistent with or modified by the provisions of the special agreement, to be concluded in each case, and excepting articles 53 and 54 of such convention, shall govern the arbitration proceedings to be taken under this treaty.

"The special agreement in each case shall be made on the part of the United States by the president of the United States, by and with the advice and consent of the senate thereof, his majesty's government preserving the right before concluding a special agreement in any matter affecting the interests of a self-governing dominion of the British empire to obtain the concurrence therein of the government of that dominion.

"Such agreement shall be binding when confirmed by the two governments by an exchange of notes.

ARTICLE II.

"The high contracting parties further agree to institute, as occasion arises, and as hereinafter provided, a joint high commission of inquiry, to which, upon the request of either party, shall be referred for impartial and conscientious investigation any controversy between the parties within the scope of article I., before such controversy has been submitted to arbitration, and also any other controversy hereafter arising between them, even if they are not agreed that it falls within the scope of article I.; provided, however, that such reference may be postponed until the expiration of one year after the date of the formal request therefor in order to afford an opportunity for diplomatic discussion and adjustment of the questions in controversy, if either party desires such postponement.

"Whenever a question or matter of difference is referred to the joint high commission of inquiry, as herein provided, each of the high contracting parties shall designate three of its nationals to act as members of the commission of inquiry for the purposes of such reference, or the commission may be otherwise constituted in any particular case by the terms of reference, the membership of the commission and the terms of reference to be determined in each case by an exchange of notes.

"The provisions of articles 9 to 26, inclusive, of the convention for the pacific settlement of international disputes concluded at The Hague Oct. 18, 1907, so far as applicable, and unless they are inconsistent with the provisions of this treaty, or modified by the terms of reference agreed upon in any particular case, shall govern the organization and procedure of the commission.

ARTICLE III.

"The joint high commission of inquiry, instituted in each case as provided for in article II., is authorized to examine into and report upon the particular questions or matters referred to it for the purpose of facilitating the solution of disputes by elucidating the facts and to define the issues presented by such questions, and also to include in its report such recommendations and conclusions as may be appropriate.

"The reports of the commission shall not be regarded as decisions of the questions or matters so submitted, either on the facts or on the law, and shall in no way have the character of an arbitral award.

"It is further agreed, however, that in cases in which the parties disagree as to whether or not a difference is subject to arbitration under article I. of this treaty, that question shall be submitted to the joint high commission of inquiry, and if all or all but one of the members of the commission agree and report that such difference is within

the scope of article I, it shall be referred to arbitration in accordance with the provisions of this treaty.

ARTICLE IV.

"The commission shall have power to administer oaths to witnesses and take evidence on oath whenever deemed necessary in any proceeding, or inquiry, or matter within its jurisdiction under this treaty; and the high contracting parties agree to adopt such legislation as may be appropriate and necessary to give the commission the powers above mentioned, and to provide for the issue of subpoenas and for compelling the attendance of witnesses in the proceedings before the commission.

On the inquiry both sides must be heard, and each party is entitled to appoint an agent, whose duty it shall be to represent his government before the commission and to present to the commission, either personally or through counsel retained for that purpose, such evidence and arguments as he may deem necessary and appropriate for the information of the commission.

ARTICLE V.

"The commission shall meet whenever called upon to make an examination and report under the terms of this treaty, and the commission may fix such times and places for its meetings as may be necessary, subject at all times to special call or direction of the two governments. Each commissioner, upon the first joint meeting of the commission after his appointment, shall, before proceeding with the work of the commission, make and subscribe a solemn declaration in writing that he will faithfully and impartially perform the duties imposed upon him under this treaty, and such declaration shall be entered on the records of the proceedings of the commission.

The United States and British sections of the commission may each appoint a secretary, and these shall act as joint secretaries of the commission at its joint sessions, and the commission may employ experts and clerical assistants from time to time as it may deem advisable. The salaries and personal expenses of the commission and of the agents and of counsel and of the secretaries shall be paid by their respective governments and all reasonable and necessary joint expenses of the commission incurred by it shall be paid in equal moieties by the high contracting parties.

ARTICLE VI.

"This treaty shall supersede the arbitration treaty concluded between the high contracting parties on April 4, 1903, but all agreements, awards and proceedings under that treaty shall continue in force and effect and this treaty shall not affect in any way the provisions of the treaty of Jan. 11, 1909, relating to questions arising between the United States and the Dominion of Canada.

ARTICLE VII.

"The present treaty shall be ratified by the president of the United States of America, by and with the advice and consent of the senate thereof, and by his Britannic majesty. The ratifications shall be exchanged at Washington as soon as possible, and the treaty shall take effect on the date of the exchange of its ratifications. It shall thereafter remain in force continuously, unless and until terminated by twenty-four months' written notice given by either high contracting party to the other.

"In faith whereof, the respective plenipotentiaries have signed this treaty in duplicate and have hereto affixed their seals.

"Done at Washington, the third day of August, in the year of our Lord one thousand nine hundred and eleven."

OPPOSITION IN SENATE.

The treaties were, immediately upon their conclusion, transmitted to the United States senate for ratification. The committee on foreign relations, to which it was referred, submitted a majority and a minority report. The majority report, presented by Senator Lodge, recommended that the treaties be ratified only with certain amendments safeguarding the prerogatives of the senate. The most important amendment proposed striking out of article 3 the stipulation to refer to a joint commission the question whether a difference is arbitrable. The minority report, presented by Senator Root for himself and Senators Culom and Burton, recommended that the treaties be ratified with an accompanying express declaration that they did not embrace questions of governmental policy.

Up to the time this edition of The Daily News Almanac and Year-Book went to press the treaties had not been ratified.

MAYORS OF LARGE CITIES (1911).

Albany, N. Y.—J. B. McEwan, Rep.
 Baltimore, Md.—James H. Preston, Dem.
 Boston, Mass.—John F. Fitzgerald, Dem.
 Buffalo, N. Y.—Louis P. Fuhrmann, Dem.
 Camden, N. J.—Charles H. Ellis, Rep.
 Charleston, S. C.—R. G. Rhett, Dem.
 Chicago, Ill.—Carter H. Harrison, Dem.
 Cincinnati, O.—Henry T. Hunt, Dem.
 Cleveland, O.—Newton D. Baker, Dem.
 Columbus, O.—George J. Karb, Dem.
 Dayton, O.—Edward Phillips, Rep.
 Denver, Col.—Robert W. Speer, Dem.
 Detroit, Mich.—W. B. Thompson, Dem.
 Duluth, Minn.—Marcus B. Cullum, Dem.
 Fall River, Mass.—Thomas F. Higgins, Dem.
 Fort Wayne, Ind.—Jesse Grace, Rep.
 Grand Rapids, Mich.—George E. Ellis, Rep.
 Hartford, Conn.—Edward L. Smith, Dem.
 Indianapolis, Ind.—Samuel L. Shank, Rep.
 Jersey City, N. J.—H. O. Wittpen, Dem.
 Kansas City, Mo.—Darius A. Brown, Rep.
 Lincoln, Neb.—A. H. Armstrong, Rep.
 Los Angeles, Cal.—George Alexander, Rep.
 Louisville, Ky.—W. O. Head, Dem.
 Lowell, Mass.—John F. Meehan, Dem.
 Memphis, Tenn.—James H. Malone, Dem.
 Milwaukee, Wis.—Emil Seidel, Soc.

Minneapolis, Minn.—James C. Hayner, Dem.
 Nashville, Tenn.—Hilary E. Howse, Dem.
 Newark, N. J.—Jacob Haussing, Dem.
 New Haven, Conn.—Frank J. Rice, Rep.
 New Orleans, La.—Martin Behrman, Dem.
 New York, N. Y.—William J. Gaynor, Dem.
 Omaha, Neb.—James C. Dahlman, Rep.
 Paterson, N. J.—A. F. McBride, Dem.
 Peoria, Ill.—E. N. Woodruff, Rep.
 Philadelphia, Pa.—Rudolph Blankenburg, Ind. Rep.
 Pittsburgh, Pa.—William A. Magee, Rep.
 Portland, Ore.—A. G. Rushlight, Rep.
 Providence, R. I.—Henry Fletcher, Rep.
 Reading, Pa.—Ira W. Stratton, Dem.
 Richmond, Va.—D. C. Richardson, Dem.
 Rochester, N. Y.—H. H. Edgerton, Rep.
 St. Louis, Mo.—F. H. Kreismann, Rep.
 St. Paul, Minn.—Herbert P. Keller, Rep.
 Salt Lake City, Utah—J. S. Braggford, Am.
 San Antonio, Tex.—Bryan Callaghan, Dem.
 San Francisco, Cal.—James Rolph, Jr.; nonpartisan.
 Seattle, Wash.—Hiram C. Gill, Rep.
 Springfield, Ill.—John S. Schnepf, Dem.
 Springfield, Mass.—Edward H. Lathrop, Dem.
 Toledo, O.—Brand Whitlock, Ind.
 Trenton, N. J.—Frederick W. Donnelly, Dem.
 Troy, N. Y.—Cornelius F. Burns, Dem.
 Wilmington, Del.—Dr. Harrison W. Howell, Rep.

THE BOY SCOUT MOVEMENT.

The boy scout movement was started in England by Lieut.-Gen. Sir Robert S. S. Baden-Powell in 1908. Boys were enrolled in a uniform corps, properly officered, for the purpose of training them in patriotism, chivalry, self-reliance, woodcraft, tracking, healthful exercises and good citizenship. The

plan was successful from the start and thousands of boys in all parts of the British empire belong to the organization. Similar corps have been started in the United States, Germany, Argentina, Chile, Smyrna, China and other countries. The movement is nonmilitary.

GENERAL NATIONAL AND INTERNATIONAL ASSOCIATIONS.

American Association for the Study and Prevention of Infant Mortality—Miss Gertrude B. Knipp, Cathedral street, Baltimore, Md.

American Bankers' Association—President, F. O. Watts, Nashville, Tenn.; secretary, F. E. Farnsworth, New York, N. Y.

American Federation of Arts—President, C. L. Hutchinson, Chicago, Ill.; secretary, F. D. Millet, New York, N. Y.

American Humane Association—President, Dr. William O. Stillman, Albany, N. Y.; secretary, J. Walker, Albany, N. Y.

American Institute of Banking—President, R. H. McMichael, Pittsburgh, Pa.; secretary, C. H. Marston, Shawmut National bank, Boston, Mass.

American National Red Cross Society—President, William H. Taft, Washington, D. C.; secretary, Charles L. Magee, general director, Ernest P. Bicknell, Washington, D. C.

American Press Humorists—President, Newton Newkirk, Boston, Mass.; secretary-treasurer, Edgar A. Guest, Peoria, Ill.

General Federation of Women's Clubs—President, Mrs. Philip N. Moore, St. Louis, Mo.; recording secretary, Mrs. Henry H. Dawson, New Jersey; corresponding secretary, Mrs. Frank N. Suelk, Wyoming.

Indian Rights Association—Corresponding secretary, Herbert Welsh, 708-709 Provident building, Philadelphia, Pa.

National Council of Women—President, Mrs. L. M. Hollister, Detroit, Mich.; corresponding secretary, Mrs. Flo Jamison Miller, Wilmington, Ill.

Individual and Social Justice League of America—President, Rev. John Wesley Hill, New York, N. Y.; treasurer, Herman A. Metz, New York, N. Y.

International Reform Bureau—206 Pennsylvania avenue, S. E., Washington, D. C.; superintendent and treasurer Dr. Wilbur F. Crafts; devoted to suppression of intemperance, impurity, sabbath breaking, gambling and kindred evils.

International Labor Office—Basle, Switzerland; secretary of American Association for Labor Legislation, John B. Andrews, Metropolitan building, New York, N. Y.

International Committee on Social Insurance—General secretary, E. Fuster, Paris, France. In America, Dr. John B. Andrews, New York, N. Y.

International Conference on Unemployment—Secretary, Max Lazard, Paris, France.

International Committee on Public and Private Relief—Secretary, G. Rondel, Paris, France.

International Bureau for the Protection of Child Life—Secretary, Dr. Eugene Lust, Brussels, Belgium.

International Prison Commission—Secretary, Dr. C. R. Henderson, University of Chicago, Chicago, Ill.

International Union of Criminal Law—Secretary of American Institute of Criminal Law and Criminology acts as secretary of American group; Harry E. Smost, 30 North LaSalle street, Chicago, Ill.

Irish League of America—President, Michael J. Ryan, Philadelphia, Pa.; secretary, John O'Callaghan, Boston, Mass.

National Academy of Design—President, John W. Alexander, New York, N. Y.

National Children's Home Society—President, Dr. C. R. Henderson, Chicago, Ill.; secretary, Dr. H. H. Hart, 105 East 22d street, New York, N. Y.

National Civic Federation—President, Seth Low, New York, N. Y.; chairman executive council, Ralph M. Easley, New York, N. Y.

National Conference of Charities and Correction—President, Judge Julian W. Mack, Washington, D. C.; secretary, Alexander Johnson, Fort Wayne, Ind.

National Conservation Association—President, Gifford Pinchot; secretary, Thomas R. Shipp, Indianapolis, Ind.

National Board of Trade—President, Frank D. La Lanne, Philadelphia, Pa.; secretary-treasurer, William R. Tucker, Philadelphia, Pa.

National Council of Women Voters—President, Mrs. Emma Smith Devoe, Washington, D. C.; corresponding secretary, Mrs. Bertia K. Kittleson, Tacoma, Wash.

National League for the Protection of the Family—President, Seth Low, New York, N. Y.; corresponding secretary, Rev. Samuel W. Dike, Auburndale, Mass.

National Mothers' Congress—President, Mrs. Frederick Schoff, Philadelphia, Pa.; corresponding secretary, Mrs. James H. McGill, Washington, D. C.

National Municipal League—President, William Dudley Foulke, Richmond, Ind.; secretary, Clinton R. Woodruff, Philadelphia, Pa.

Universal Peace Union—President, Alfred H. Love, Philadelphia, Pa.; secretary, Mrs. Arthur A. Birney, Washington, D. C.

American Prison Association—President, Frederick G. Pettigrove, Boston, Mass.; secretary, Joseph P. Byers, 43 Central avenue, Newark, N. J.

National Soil Fertility League—President, Howard H. Gross, Chicago, Ill.; office, 1328 First National bank building, Chicago, Ill.

National Woman's Suffrage Association—President, Anna Howard Shaw, Moylan, Pa.; first vice-president, Jane Addams, Chicago, Ill.; corresponding secretary, Mrs. Mary W. Dennett, New York, N. Y.

National Woman's Christian Temperance Union—President, Mrs. Lillian M. N. Stevens, Portland, Me.; corresponding secretary, Mrs. Frances P. Parks, Evanston, Ill.

Playground Association of America—President, Joseph Lee, Boston, Mass.; secretary, E. S. Braucher, New York, N. Y.

RAILWAY STRIKES IN ENGLAND AND IRELAND.

Dissatisfied with the scale of wages paid and working conditions generally, the railway employes of the united kingdom went on a strike Aug. 15, 1911. For a time the passenger and freight traffic on many of the lines was seriously affected and business generally was much disturbed. Riots attended by bloodshed and loss of life occurred in a number of places. In Liverpool troops had to be called out to restore order. It was estimated that between 150,000 and 200,000 men obeyed the order of the Amalgamated Society of Railway Servants to quit work. The strike continued for four days and food supplies were beginning to get scarce and dear in London and other large cities when on Aug. 19 a compromise was reached and peace restored. The settlement was made at a conference between

Chancellor Lloyd-George and representatives of the railroad employes and was consented to by the railway managers. It was agreed that a committee should be appointed to look into the workings of the conciliation act of 1907, which the men claimed to be the root of all their grievances. The government also promised to help the men and the railroads so that more adequate wages would be possible.

In Ireland, Sept. 22, the railway employes' union attempted to bring about a general strike, but it proved a fizzle and lasted only a few days. Some of the lines in the southern part of the country were tied up, but most of the roads continued business about as usual.

STRIKE OF SEAMEN IN EUROPE.

The International Seamen's union called a strike at the principal ports of Europe June 14, 1911. The order was generally obeyed and shipping experienced considerable delay, particularly as the coal porters were on strike at the same time. Many steamers were temporarily tied up in English,

Dutch and German ports and sailing schedules were disarranged to some extent, but in the course of a few weeks new men were secured and business proceeded as usual. The strike, which was for better wages and working conditions, proved a failure.

REVOLUTIONARY MOVEMENTS IN CHINA.

Aug. 27, 1908, an imperial decree was issued in Peking, China, announcing the convocation of a parliament and the proclamation of a constitution in the ninth year from that date. Oct. 31, 1909, a decree was issued fixing the classes from which the upper house of parliament or the senate was to be elected and Oct. 3, 1910, this body met for the first time. It was composed of 262 members, ninety-eight of whom were nominated by the emperor, the remainder representing the provincial assemblies, the grand council and various boards. The provincial assemblies were instituted in 1908 with purely consultative functions. The senate continued in session until Jan. 11, 1911, when it was dissolved.

May 8 an edict was issued providing for a cabinet and a privy council. The cabinet consisted of a president and ministers of foreign affairs, finance, interior, war, navy, justice, agriculture, commerce, and dependencies. The duty of the cabinet was to assist the emperor in the responsibilities of government, but as the president was given the right of veto over the other members and was the direct means of communication with the throne the ministry possessed but little real power. The privy council was made up of forty-four personal advisers of the emperor. Prince Ching was made president or premier and minister of foreign affairs.

These measures did not have the effect intended. The delay in establishing a real constitutional government on modern lines and the general hatred of Manchu rule, with its corruption, inefficiency and tyranny, caused great dissatisfaction among progressive Chinamen. Disturbances in various parts of the empire increased in number and seriousness. The enemies of the government began to organize, first secretly and then openly, and they found sympathizers not only among the common people, but among merchants, statesmen and non-Manchu officials. Even soldiers from the imperial regiments joined their ranks. While not entirely agreed upon any policy except, possibly, that of overthrowing the dynasty, many of the revolutionaries declared themselves in favor of establishing a republic modeled after that in the United States.

The first outbreaks were mainly confined to the provinces of Szechuan, Hupeh and Hunan, but they spread rapidly to nearly every part of the empire. One large city after another fell into the hands of the rebels, and by the middle of October the government was in a panic and was preparing to abandon the struggle. Then Prince Chun, the regent, summoned to the assistance of the throne Yuan Shih-kai, an influential statesman whom he had stripped of power in 1909 because of his efforts on behalf of popular government. At the same time the government announced that it would grant the Chinese a parliament not dominated by Manchu princes and also a responsible ministry without further delay. This had the effect of postponing, if not preventing, the fall of the dynasty, though the fighting between the imperialist troops and the rebels continued with undiminished energy.

Following is a brief chronological summary of the principal events in the rebellion up to the time this edition of The Daily News Almanac and Year-Book goes to press:

April—Rebellion in Kwangtung province; residence of viceroy of Canton burned and Li, taotai of same city, assassinated; rebellion suppressed by loyal troops.

Sept. 7—Tromble breaks out in Szechuan province, the immediate cause being opposition to the construction of railroads by foreigners. Mob attacks official residence of viceroy in Chengtu; forty rioters killed.

Sept. 21—Siege of Chengtu by rebels raised after two weeks of fighting, the government troops being victorious.

Oct. 10—Revolution breaks out at Wuchang, province of Hupeh; city captured by rebels and viceroy compelled to flee; regular troops assassinate their commander, Gen. Chang Piao, burn their barracks and join the revolutionists.

Oct. 12—Native city of Hankow, opposite Wuchang, captured by rebels, who kill 300 Manchus. City of Hanyang also taken, with large arsenal and powder factory. Foreigners not molested. Provin-

cial assembly of Hupeh secedes from imperial government.

Oct. 14—Yuan Shih-kai, former grand councillor and commander in chief of the army and navy, recalled and appointed viceroy of Hupeh and Hunan provinces.

Oct. 17—Detachment from German war ships, landing at Hankow, attacked by a mob.

Oct. 18—Rebels and loyal troops fighting for possession of Hankow.

Oct. 19—Six steamers packed with refugees arrive at Shanghai from Hankow. Massacre of Manchus in Wuchang, Hankow and Hanyang described as appalling.

Oct. 20—Rebels win victory over loyalist soldiers at Hankow.

Oct. 23—Occupation by rebels of Changsha, capital of Hunan, and Nanchang, capital of Kiangsi, announced. Provinces of Szechuan, Hupeh, Hunan and Kiangsi practically in control of rebels.

Oct. 25—National assembly impeaches Sheng Hsuan Hual, president of the ministry of posts and communications, demanding his dismissal. Imperial family reported ready for flight. Tartar general, Fung Sen, assassinated in Canton.

Oct. 26—Throne dismisses Sheng Hsuan Hual, orders Prince Ching before a board of inquiry, and orders released from custody the president of the Szechuan provincial assembly and other leaders of the revolt at Chengtu.

Oct. 27—Provincial assembly asks for the immediate institution of a popular parliament, the reconstruction of the cabinet with the nobles excluded and the pardon of political offenders.

Oct. 28—Imperial edict issued granting demands of national assembly in full. Emperor apologizes abjectly for his faults and promises reforms.

Nov. 1—Yuan Shih-kai appointed premier. Gen. Yin Tchang made chief of general staff.

Nov. 2—Hankow retaken by imperialist troops and hundreds of Chinese massacred.

Nov. 3—Throne issues edict accepting preliminary constitution drawn up by the national assembly.

Nov. 4—Large part of Hankow destroyed by fire. Rebels capture Hangshou, capital of Chekiang; Suchow in Kiangsi, Kashing and Ningpo.

Nov. 6—Revolutionaries in Shanghai form a local cabinet with Wu Ting-fang as minister of foreign affairs.

Nov. 5—Loss by fire in Hankow estimated at \$50,000,000.

Nov. 7—Provinces north of the Yangtsekwang reported to be declaring for a republic. Gen. Wu Lu-Cheng assassinated by Manchu troops for treason.

Nov. 9—Canton declares its independence and lowers the dragon flag. Fuchow in the hands of the revolutionists.

Nov. 10—General massacre of men, women and children begun by imperialist troops in Nanking.

Nov. 11—Chinese behead Tartar general in Fuchow.

Nov. 13—Yuan Shih-kai enters Peking.

Nov. 14—Thirteen vessels of the imperial fleet at Shanghai go over to the rebels.

Nov. 16—Yuan Shih-kai accepts the post of premier in imperial government; appoints new cabinet. Provincial assembly of Chihli memorializes the throne to establish a republic. Wu Ting-fang asks the emperor to abdicate.

Nov. 17—Fighting begins at Nanking.

Nov. 19—Massacre of nine white missionaries at Hsianfu in province of Shensi.

Nov. 28—Imperial troops take Wuchang and Han-

yang.

Nov. 29—Rebels besieging Nanking.

Dec. 6—Prince Chun, the regent and father of the child emperor, abdicates. His place as guardian of the throne is taken jointly by Shih-Hsu, a Manchu prince and former president of the national assembly, and Hsu-Shi Chang, vice-president of the privy council. Prince Chun's mind reported to have failed under strain of revolution. Negotiations for \$50,000,000 foreign loan for the reorganization of the currency broken off and not to be resumed until after a stable government has been established; Russia and Japan to demand representation in future loans.

EVENTS OF THE YEAR 1911.

FIRE LOSSES AND CASUALTIES.

Albany, N. Y., March 29—Capitol building partly burned; loss, \$5,000,000.
 Antwerp, Holland, Aug. 11—Fire in warehouse district; loss, \$1,500,000.
 Aurora, Mo., March 27—Family of five burned to death.
 Bangor, Me., April 30—Part of city destroyed by fire; loss, \$3,000,000.
 Bologoe, Russia, March 6—More than 100 lives lost by burning of moving picture theater.
 Bombay, India, April 9—Two hundred persons burned to death at a festival.
 Buenos Aires, Argentina, March 22—Merchandise valued at \$3,000,000 in customs warehouses burned.
 Chicago, Jan. 12—Plant of Northwestern Terra Cotta company burned; loss, \$150,000.
 Chicago, Jan. 30—Fire at 2403 West North avenue caused loss of \$100,000.
 Chicago, Feb. 20—Building at 1619-1621 Michigan avenue destroyed by fire; loss, \$100,000.
 Chicago, March 19—Monarch Refrigerating company's warehouse "B" burned; loss, \$378,000.
 Chicago, May 14—Fireman killed in blaze at 2221-2225 Rice street.
 Chicago, May 22—Property valued at \$100,000 burned at 330 Orleans street.
 Chicago, July 9—Dixon Transfer company's barn at 1333-1339 South State street burned; loss, \$500,000; many horses burned.
 Chicago, Aug. 5—Four firemen hurt and property valued at \$250,000 destroyed at fire in Chicago Produce Exchange building.
 Chicago, Sept. 25—Four lives lost at a fire at 1336 South Sangamon street.
 Chicago, Oct. 14—Property worth \$125,000 burned at 2410 West 15th street.
 Chicago, Nov. 9—Plant of Chicago Flour Mills company burned; loss, \$500,000.
 Cincinnati, O., Jan. 10—Chamber of Commerce building burned; loss, \$1,000,000.
 Coney Island, N. Y., May 27—"Dreamland" burned; loss, \$2,000,000.
 Councilville, Pa., Jan. 12—Five persons killed and twelve injured by fire and explosion in store.
 Constantinople, Turkey, July 23-24—More than 6,000 houses burned in the Stamboul section of the city.
 Donaldsville, La., Feb. 23—Business section burned; three lives lost; property loss, \$500,000.
 Edinburgh, Scotland, May 9—Seven lives lost through burning of Empire Music hall.
 Fort Worth, Tex., June 25—Loss of \$100,000 caused by fire in stockyards.
 Granville, N. Y., Jan. 3—Greater part of town burned; loss, \$250,000.
 Hamilton, Ont., Aug. 1—Eight lives lost in fire in insane asylum.
 Indiana, Pa., Oct. 1—Eight children burned to death in family residence.
 Jefferson City, Mo., Feb. 5—State capitol burned; loss, \$1,000,000.
 Juneau, Alaska, Sept. 4—Nine persons burned to death in a hotel fire.
 Kansas City, Mo., Jan. 6—Plant of Kansas City bolt and nut works damaged by fire; loss, \$200,000.
 Kirin, Manchuria, May 9—Half of city destroyed by fire; more than 12,000 houses destroyed; loss, \$20,000,000.
 Leavenworth, Kas., March 22—County courthouse burned; loss, \$1,000,000.
 Little Rock, Ark., Jan. 3—Square of buildings burned; loss, \$500,000.
 London, England, Aug. 9—Hotel Carlton badly damaged by fire.
 Milwaukee, Wis., March 24—Middleton Manufacturing plant burned; four firemen killed; loss, \$1,000,000.
 Minneapolis, Minn., March 5—Syndicate block burned; loss, \$1,000,000.
 Minneapolis, Minn., March 25—Several apartment houses burned; loss, \$1,000,000.
 New York, N. Y., Feb. 8—Bischoff chocolate factory in Brooklyn burned; loss, \$500,000.

New York, N. Y., March 11-13—Pratt oil works burned; loss, \$500,000.
 New York, N. Y., March 25—Fire in Asch building causes loss of 141 lives.
 Ogden, Utah, Nov. 15—Business buildings burned; loss, \$750,000.
 Peoria, Ill., Oct. 17—Feedhouse of Atlas distillery burned; loss, \$150,000.
 Philadelphia, Pa., Dec. 22, 1910—Twenty-three lives lost in fire in Friedlander leather factory.
 Portland, Me., April 17—High school building burned; loss, \$100,000.
 Quebec Canada, May 27—Several factories and dwellings burned; loss, \$250,000.
 Roanoke, Va., April 23—Widow and seven children burned to death.
 San Luis Potosi, Mexico, Jan. 3—Fire in church causes panic; seventeen persons killed and eighty injured.
 The Dalles, Ore., July 31—Flour mill burned; loss, \$200,000.
 Tokyo, Japan, April 9—Yoshiwari district burned; 5,000 houses in ruins.
 Utica, N. Y., May 20—Five girls burned to death in residence.
 White Plains, N. Y., Feb. 23—Business buildings burned; loss, \$200,000.
 Whitewright, Tex., June 13—Many business buildings and residences burned; loss, \$300,000.
 Yamagata, Japan, May 8—One thousand houses destroyed by fire.

MARINE DISASTERS.

Asia, Pacific Mail steamship, sunk off Finger Rock, Southern China, April 24—No lives lost.
 Bruce, steamer, sunk off Breton coast, March 23—Three lives lost.
 Charles Pozal, steamer, founders in typhoon, near Manila, April 23—Fifteen lives lost.
 Eclipse, Norwegian steamer, founders north of Iceland, about July 1—Fifty-six lives reported lost.
 Emir, French steamer, sunk near Tarifa, Spain, Aug. 9—Ninety-three persons drowned.
 Empress of China, steamer, stranded on rock off coast of Japan, July 27—No lives lost.
 Fisher, steel steamer, sunk in lower Detroit river, May 5—Three lives lost.
 German submarine, U3, wrecked in Kiel harbor, Jan. 17—Three lives lost.
 Glenbank, Russian bark, wrecked off West Australian coast, Feb. 10—Twenty-nine lives lost.
 Irma, steamer, sunk in collision in estuary of San Juan river, Nicaragua, about July 14—Fifty-two lives lost.
 Iroquois, steamer, capsized in Gulf of Georgia, April 10—Twenty lives lost.
 Ivernia, steamship, runs on rock on Irish coast—No lives lost.
 John L. Lowry, steamer, burned in Ohio river, June 15—No lives lost.
 John Mitchell, steamer, sunk in collision on Lake Superior, July 10—No lives lost.
 Liberte, French battle ship, sunk by explosion in Toulon harbor, Sept. 25—235 lives lost.
 Lusitania, steamer, wrecked near Cape of Good Hope, April 19—Eight lives lost.
 Muraviev Amurski, river steamer, burned near Blagovestchensk, Russia, June 8—Sixty lives lost.
 Nemo, launch, sunk in collision in Maumee river at Toledo, O., Sept. 2—Seven lives lost.
 Northwest, steamer, badly damaged by fire at Buffalo, N. Y., June 3—No lives lost.
 Olympic, steamship, rammed by cruiser Hawke, near Southampton, England, Sept. 20—No lives lost.
 Queen, steamer, lost in Gulf of Mexico, May 8—Five lives lost.
 Santa Rosa, steamer, wrecked on coast of California, July 7—Four lives lost.
 Scheldt, steamer, wrecked off Beachey Head, B. C., March 24—Twenty-eight lives lost.
 Taboga, steamer, wrecked off coast of Panama, May 23—Twenty lives lost.
 Tennyson, steamship, burned at dock in New York, N. Y., Oct. 5—No lives lost.

Treverton, Corbin and Pine Forest, barges, lost off Massachusetts coast, Jan. 10—Seventeen lives lost. Tuacapel, steamer, wrecked off coast of Peru, Sept. 5—Eighty-one persons drowned. Whipsper, schooner, sunk off coast of Nicaragua, Sept. 10—Fourteen men drowned.

RAILROAD WRECKS.

Atlantic Coast line, March 25—Eight persons killed and a dozen injured in wreck at Ocilla, Ga. Bangor & Aroostook road, July 23—Eight persons killed and fourteen injured in collision at Grindstone, Me. Burlington road, May 29—Fourteen persons killed and twenty injured in collision near McCook, Neb. Denver & Rio Grande road, May 10—Two men killed and twenty-seven persons injured by derailling of train near Minturn, Col. Erie & Pittsburgh road, Sept. 4—Four persons killed and many injured in collision at Docks Junction, Pa. Lehigh Valley road, Aug. 25—Twenty-seven persons killed and seventy-six injured by plunge of train through trestle near Canadanauga, N. Y. New York, New Haven & Hartford road, July 11—Twelve persons killed and forty-four injured by derailling of train in Bridgeport, Conn. New York, New Haven & Hartford road, Aug. 28—One killed and sixty injured in wreck near Middletown, Conn. New York Central line, Jan. 13—Five men killed and more than a score hurt in collision at Batavia, N. Y. Oregon Trunk line, July 11—Five persons killed in wreck near The Dalles, Ore. Pennsylvania road, April 23—Eleven persons killed and many injured in wreck at Martin's Creek, N. J. Pennsylvania road, Aug. 13—Four persons killed and thirty injured in wreck at Fort Wayne, Ind. Soo line, Sept. 5—Three killed and twenty injured in wreck near Neenah, Wis. Southern Pacific road, Feb. 21—Fifteen persons injured in derailling of train near Palisade, Nev. Union Pacific road, Sept. 3—Twelve persons injured in wreck at Kersey, Col. Union Pacific road, Oct. 28—Four persons killed and twenty injured in collision at Rock River, Wyo. Valencia, Spain, Feb. 1—Thirty persons killed in railway wreck. Valparaiso, Chile, Feb. 24—Eighteen men killed by fall of train into gorge.

STORMS AND FLOODS.

Ablene, Tex., July 31—Two persons killed and much damage to property done by storm of wind and hail. Antler, N. D., Aug. 20—Twenty-four persons injured by tornado. Charleston, S. C., Aug. 27—Fifteen persons killed and property worth \$1,000,000 destroyed by heavy gale. Chicago, Sept. 7—Two yachts sunk in harbor by violent storm; other damage done. Chicago, Nov. 12—Two lives lost in sudden blizzard. Chile, June 23—Cyclone sweeps the coast; more than 200 lives reported lost. China, July and September—Great destruction of life and property caused by floods in Yangtze river. Easton, Ill., Nov. 12—Two persons killed and seven injured in storm. Holland, Oct. 3—Much damage done by great storm throughout country. Iquique, Chile, June 23—Cyclone causes loss of \$10,000,000. Japan, June 20—Hundreds of lives lost in great storm on coast. Japan, July 26—More than 500 lives lost in typhoon and tidal wave in vicinity of Yokohama and Tokyo. Janesville, Wis., Nov. 12—Storm in Rock county kills nine persons and causes property loss estimated at nearly \$1,000,000. Mediterranean—Many lives lost in heavy storm at sea.

Minot, N. D., Aug. 20—Five persons killed and 125 injured by tornado. New York, N. Y., June 11-12—Five deaths and property loss of \$1,000,000 caused by storm. North sea, Oct. 3—Great damage done to shipping by heavy gale on North sea; many crews drowned. Oklahoma and Kansas, April 12—Twenty-four persons killed and much property destroyed in various towns in Oklahoma and Kansas by heavy wind storm. Trieste, Austria, June 15—Many lives lost and great damage done by hurricane and heavy tide.

MINE DISASTERS.

Bolton, England, Dec. 21, 1910—More than 300 miners killed in explosion in Little Hulton colliery. East Canonsburg, Pa., March 22—Nine men killed by fall of rock in coal mine. Elk Garden, W. Va., April 24—Twenty-three men killed by an explosion in coal mine. Harrisburg, Ill., Oct. 23—Eight men killed by powder explosion in O'Gara coal mine. Hibernia, N. J., Oct. 20—Eight men drowned in iron mines by inrush of subterranean stream. Larksville, Pa., May 11—Five men suffocated by smoke in Boston colliery. Littleton, Ala., April 8—Explosion causes death of 123 miners, most of them convicts. Radersburg, Mont., Jan. 18—Six miners killed in an explosion in Keating mine. Scranton, Pa., April 7—Fire in Pancoast mine causes death of seventy-three men. Shannon, W. Va., Aug. 2—Four miners killed by an explosion in coal mine. Sosnowice, Russia, Jan. 20—Forty miners killed in a mine fire. Sykesville, Pa., July 16—Twenty-one miners killed in a coal mine explosion. Trinidad, Col., Feb. 10—Fifteen men killed in an explosion in Coakdale mine. Virginia, Minn., March 11—Twenty-six men killed by fall of rock in Norman mine.

MISCELLANEOUS CASUALTIES.

Aibge, Russia, Feb. 25—School overwhelmed by avalanche; sixteen lives lost. Austin, Pa., Sept. 30—About seventy-five lives lost and property worth \$6,000,000 destroyed by breaking of dam. Black River Falls, Wis., Oct. 6—Damage estimated at \$1,200,000 caused by breaking of dam and sweeping away of business houses and residences; no lives lost. Delaware, U. S. battle ship, Jan. 17—Eight men killed by boiler explosion. Neenah, Wis., Sept. 24—Thirteen members of picnic party killed by train striking hayrack on which they were riding. Syracuse, N. Y., Sept. 16—Nine persons killed in automobile accident at state fair. Uglitch, Russia, June 12—Thirty persons drowned by sinking of ferryboat on the Volga.

ASSASSINATION OF PRESIDENT CACERES.

Ramon Caceres, president of the republic of Santo Domingo, was assassinated by Luis Telera and Jaime Mote, Jr., in Santo Domingo city, Nov. 20, 1911. He had made a call at the residence of Leonte Vasquez when he was shot by the two men, dying half an hour later in the American legation, to which he was taken. The killing was the result of personal enmity and not of politics. Caceres was elected president in June, 1908, to serve six years. Dec. 2 Senator Eladio was elected to fill the vacancy.

NUMBER OF WORDS IN THE BIBLE.

According to Prof. Albert S. Cook of Yale university only about 6,000 words are used in the authorized version of the bible. Milton used about 13,000 and Shakespeare something like 21,000 words. These facts were brought out in connection with the bible tercentenary, which was celebrated in 1911. It was generally supposed in view of its great influence upon literature that the bible contained many more words.

OCCUPATIONS IN THE UNITED STATES.

[Census of 1900.]

Actors	8,392	Elevator tenders.....	12,691	Oil well and works em- ployes	24,628
Actresses	6,418	Engineers (civil).....	43,535	Packers and shippers....	59,789
Agents	241,333	Engineers and firemen (not railway).....	224,546	Painters and glaziers....	277,990
Agents (station).....	45,992	Engineers and firemen (railway).....	107,150	Paperhangers.....	22,904
Agricultural laborers....	4,453,346	Engravers	11,156	Paper-mill operatives....	36,329
Architects	10,604	Farmers	5,681,257	Peddlers	76,873
Artists and art teachers.	21,902	Firemen (fire departm'ts)	14,576	Photographers.....	27,029
Authors	6,058	Fishermen	73,810	Physicians and surgeons	132,225
Baggagemen	19,085	Foremen and overseers..	55,503	Plasterers	35,706
Bakers	79,407	Furniture factory em- ployes	23,078	Plumbers and fitters....	97,884
Bankers and brokers....	73,354	Gardeners	62,418	Police men	116,615
Barbers	131,383	Glass workers.....	49,939	Porters	54,274
Bartenders	88,937	Gloves makers.....	12,276	Potters	16,140
Blacksmiths	227,076	Gold and silver workers.	26,146	Printers and pressmen...	103,855
Boarding-house keepers..	31,371	Harnessmakers	40,133	Produce dealers.....	34,194
Bollermakers	30,286	Hat and cap makers....	22,733	Professors in colleges...	7,275
Bookbinders	30,286	Hostlers	65,381	Publishers	10,970
Bookkeepers	255,526	Hotelkeepers	54,931	Quarrymen	34,598
Boot and shoe dealers....	15,239	Housekeepers and stew- ards	155,524	Restaurantkeepers.....	34,023
Boot and shoe makers....	209,056	Iron and steel workers..	203,295	Roofers and slaters....	9,068
Bottlers	10,540	Janitors	51,226	Salesmen and sales'w'm'n	611,787
Boxmakers (paper).....	21,093	Journalists	30,093	Sailors	61,873
Brewers and maltsters...	20,984	Knitting-mill operatives.	47,128	Saloonkeepers	83,875
Brick and tile makers....	49,934	Laborers (general).....	2,588,283	Saw and planing mill employes	161,687
Broom and brush makers	10,222	Laborers (railroad).....	249,372	Seamstresses	151,879
Builders and contractors.	56,935	Laundry employes.....	387,013	Servants	1,458,010
Butchers	114,212	Lawyers	114,703	Sextons	5,394
Butter and cheese mak- ers	19,261	Lead and zinc workers..	5,335	Shirt, collar and cuff makers	39,432
Cabinetmakers	35,641	Leather curriers and tan- ners	42,684	Showmen (professional)..	16,625
Carpenters and joiners...	602,741	Librarians	4,184	Silk-mill operatives.....	54,460
Carpet factory employes.	19,388	Liquor merchants.....	13,119	Soldiers and sailors(U.S.)	126,744
Carriage and hack drivers	36,794	Lithographers	7,955	Stenographers	98,827
Char'cl and coke burners	14,476	Locksmiths, gunmakers, etc.	7,432	Stereotypers and electro- typers	8,172
Chemical workers.....	8,887	Longshoremen.....	20,934	Stock raisers.....	85,469
Chemists	15,367	Lumber dealers.....	16,774	Storekeepers (general)...	33,031
Cigar dealers	11,942	Lumbermen	72,190	Storekeepers (grocery)...	156,557
Clerks	632,099	Machinists	283,432	Street-railway employes.	12,473
Clocks and copyists.....	24,133	Marble and stone cutters	54,625	Switchmen, yardmen, etc.	50,241
Clock and watch makers.	18,097	Masons (stone and brick)	161,043	Tailors	230,277
Clothing dealers.....	20,866	Merchants (wholesale)..	42,310	Teachers	439,522
Coal and wood dealers...	92,935	Messengers	44,460	Teamsters	504,321
Commercial travelers....	36,849	Millers	40,576	Telegraph operators.....	55,885
Compositors	42,935	Milliners	87,881	Telephone operators.....	19,195
Conductors (steam road).	31,242	Miners (coal).....	344,292	Theatrical managers.....	3,488
Confectioners	37,226	Miners (gold and silver)	59,095	Tinplate and tinware workers	70,613
Coopers	8,183	Model and patt'n makers	15,983	Tobacco-factory employes	131,464
Copper workers.....	8,183	Molders	87,504	Tool and cutlery makers.	28,122
Cotton-mill operatives....	246,004	Musicians and music teachers	92,264	Trunkmakers	3,657
Dairymen	10,931	Nurses (total).....	121,269	Typewriters	13,637
Dentists	29,673	Nurses (trained).....	11,892	Undertakers	16,200
Designers and draftsmen	18,956	Office boys	16,727	Upholsters	30,539
Distillers and rectifiers..	3,145	Officials (bank).....	74,246	Veterinary surgeons....	8,190
Dressmakers	347,076	Officials (government)..	90,290	Walters	107,130
Dry-goods dealers.....	45,840			Wheelwrights	13,639
Druggists	57,346			Wire workers.....	18,487
Dressers	17,904			Woolen-mill operatives..	73,196
Electricians	50,732				
Electroplaters	6,387				

FIRE CALAMITY IN NEW YORK CITY.

One hundred and forty-one persons were killed in a fire which burned out a ten story factory building at the northwest corner of Washington place and Greene street, New York, N. Y., Saturday afternoon, March 25, 1911. Most of the victims were girls or young women employed by the Triangle Waist company, which occupied the three upper floors of the structure. The fire started on the eighth floor in a scrap heap under a cutting table and was probably caused by a lighted cigarette thrown into the waste. It was 5:30 o'clock and some of the 700 employes were at the cashier's window waiting for their pay checks when the flames caused an instant panic. Some escaped by the elevators, which were kept running as long as possible, and others got away by climbing to the roof, whence they succeeded in reaching the adjoining building. Several of these were helped by members of a law class. Some came down the narrow stairways or by a fire escape in an interior court. The flames made rapid headway and the three

floors were filled with black smoke, making it impossible for those who remained to find their way to safety. Many of these were found dead on the floor near the sewing machines at which they had been working. Finding escape by stairways and elevators cut off, bewildered by the smoke and made frantic by the heat, scores of the young women and some of the male employes rushed for the windows opening to the street. One after another, and sometimes two or three together, they jumped and were dashed to death on iron and glass canopies and stone sidewalks below. A few were saved by means of life nets, but the strands were weak and most of those who jumped into them broke through and were killed. A large number of the victims were of foreign birth and could speak only Yiddish or Italian. The bodies of those who were burned to death were so badly charred or disfigured that in many cases they could not be identified.

INTERNAL REVENUE RECEIPTS.

Comparative statement showing the receipts from the several objects of internal taxation in the United States during the fiscal years ended June 30, 1910 and 1911:

OBJECTS OF TAXATION.	1910.	1911.	Increase.	Decrease.
SPIRITS.				
Spirits distilled from apples, peaches, grapes, pears, pineapples, oranges, apricots, berries, prunes, figs and cherries....	\$2,424,616.06	\$2,677,506.77	\$252,906.91	
Spirits distilled from materials other than apples, peaches, grapes, pears, pineapples, oranges, apricots, berries, prunes, figs and cherries.....	139,098,938.00	145,382,705.57	6,283,754.37	
Rectifiers (special tax).....	308,892.43	379,834.69	30,941.66	
Retail liquor dealers (special tax).....	5,067,191.42	5,569,915.32	502,723.00	
Wholesale liquor dealers (special tax).....	659,610.70	779,323.42	119,612.72	
Manufacturers of stills (special tax).....	1,187.53	901.28		\$286.25
Stills and worms, manufactured (special tax).....	2,100.00	2,155.83	55.83	
Stamps for distilled spirits intended for export.....	2,424.15	1,752.60		271.55
Case stamps for distilled spirits bottled in bond.....	318,954.00	373,374.00	54,420.00	
Grape brandy used in the fortification of sweet wines.....	145,697.25	152,389.37	6,692.12	
Total.....	148,029,211.54	155,279,858.25	7,250,546.71	
TOBACCO.				
Cigars weighing more than 3 pounds per thousand.....	21,420,689.51	21,755,714.06	335,024.55	
Cigars weighing not more than 3 pounds per thousand.....	580,748.40	917,394.25	336,545.85	
Cigarettes weighing more than 3 pounds per thousand.....	64,670.12	76,108.76	11,438.64	
Cigarettes weighing not more than 3 pounds per thousand.....	7,921,284.90	11,541,513.00	3,620,228.10	
Snuff.....	1,920,692.65	2,251,746.62	331,143.97	
Tobacco, manufactured, all kinds.....	26,210,461.45	30,463,573.87	4,253,112.42	
Total.....	58,118,457.03	*67,005,950.56	8,887,493.53	
FERMENTED LIQUORS.				
Ale, beer, lager beer, porter and other similar fermented liquors.....	59,485,116.82	63,216,851.24	3,731,734.42	
Brewers (special tax).....	155,556.40	160,383.40	4,827.00	
Retail dealers in malt liquors (special tax).....	864,804.42	361,242.59		3,561.83
Wholesale dealers in malt liquors (special tax).....	396,810.90	629,300.42	62,489.52	
Total.....	60,572,288.54	64,367,777.65	3,795,489.11	
OLEOMARGARINE.				
Oleomargarine, domestic, artificially colored in imitation of butter.....	349,197.50	284,262.94		64,934.56
Oleomargarine, free from coloration that causes it to look like butter of any shade of yellow.....	340,658.62	295,895.81		53,762.81
Manufacturers of oleomargarine (special tax).....	20,000.00	23,684.90	3,684.90	
Retail dealers in oleomargarine artificially colored in imitation of butter (special tax).....	70,462.88	33,622.00		36,840.88
Retail dealers in oleomargarine free from artificial coloration (special tax).....	199,891.50	229,217.04	29,325.54	
Wholesale dealers in oleomargarine artificially colored in imitation of butter (special tax).....	7,000.00	4,050.04		2,949.96
Wholesale dealers in oleomargarine free from artificial coloration (special tax).....	112,292.04	138,482.06	26,190.02	
Total.....	1,009,502.84	1,000,214.79		98,288.05
FILLED CHEESE.				
Filled cheese, domestic.....	2,341.58			2,341.58
Manufacturers of filled cheese (special tax).....	400.00			400.00
Retail dealers in filled cheese (special tax).....	12.00			12.00
Wholesale dealers in filled cheese (special tax).....	93.75			93.75
Total.....	2,847.33			2,847.33
MIXED FLOUR.				
Per barrel of 196 lbs or more than 98 lbs.....	24.60	27.00	2.40	
Half barrel of 98 lbs or more than 49 lbs.....	2,100.50	1,144.56		955.94
Quarter barrel of 49 lbs or more than 24½ lbs.....	535.53	1,285.83	750.28	
Eighth barrel of 24½ lbs or less.....	186.65	19.75		106.50
Manufacturers, packers or repackers of mixed flour (special tax).....	244.00	287.00	43.00	
Total.....	3,051.90	2,764.14		287.16
ADULTERATED BUTTER.				
Adulterated butter manufactured or sold, etc.....	15,660.70	23,049.10	7,388.40	
Manufacturers of adulterated butter (special tax).....	18,342.00	16,919.90		1,422.10
Retail dealers in adulterated butter (special tax).....	1,108.00	2,676.00	1,568.00	
Wholesale dealers in adulterated butter (special tax).....	2,240.00	5,240.00	3,000.00	
Total.....	37,350.70	47,885.00	10,534.30	
PROCESS OR RENOVATED BUTTER.				
Process or renovated butter manufactured or sold, etc.....	119,213.06	99,685.01		19,528.06
Manufacturers of process or renovated butter (special tax).....	2,341.67	2,366.67		75.00
Total.....	121,554.73	101,951.68		19,603.06
BANKS, BANKERS, ETC.				
Notes of persons, state banks, towns, cities, etc., paid out.....	174.85			174.85
Total.....	174.85			174.85

*Includes \$95,596.28 from sale of internal revenue stamps affixed to Philippine products as provided for in the act of Aug. 5, 1909.

INTERNAL REVENUE.—CONTINUED.

OBJECTS OF TAXATION.	1910.	1911.	Increase.	Decrease
MISCELLANEOUS.				
Excise tax on corporations.....	\$20,959,783.74	\$33,511,536.46	12,551,752.72	
Opium.....		847.00	847.00	
Playing cards.....	565,524.34	581,640.78	16,116.44	
Penalties.....	434,705.95	597,416.58	162,710.63	
Collections not otherwise herein provided for.....	12,667.27	28,426.84	15,759.57	
Total.....	21,972,681.30	34,719,867.66	12,747,186.36	
Aggregate receipts.....	289,957,220.16	322,526,269.73	32,569,049.57	

COLLECTIONS BY DISTRICTS.

Fiscal year ended June 30, 1911.

Districts and collectors.	Aggregate collections.
Alabama—Joseph O. Thompson.....	\$316,231.50
Arkansas—Frank W. Tucker.....	179,318.48
1st California—August E. Muentzer.....	7,233,245.52
4th California—Wanton A. Shippee.....	766,316.44
6th California—Claude I. Parker.....	1,041,566.34
Dist. of Colorado—Frank W. Howbert.....	1,127,307.42
Dist. of Connecticut—Robert O. Eaton.....	3,219,042.40
Dist. of Florida—Joseph E. Lee.....	1,420,701.82
Dist. of Georgia—Henry A. Rucker.....	94,396.16
Dist. of Georgia—Henry S. Jackson.....	425,048.95
Hawaii—Walter F. Drake.....	63,281.55
Hawaii—Charles A. Cottrill.....	155,457.59
1st Illinois—Henry L. Hertel.....	1,509,375.47
1st Illinois—Samuel M. Fitch.....	11,122,120.35
5th Illinois—Perclval G. Rennieck.....	29,998,092.39
8th Illinois—Frank L. Smith.....	10,255,600.39
13th Illinois—Walter S. Louden.....	628,619.58
6th Indiana—Elam H. Neal.....	11,048,068.97
7th Indiana—Charles G. Covert.....	20,085,315.27
3d Iowa—Michael J. Tobin.....	573,919.40
4th Iowa—Harry O. Weaver.....	693,973.89
Kansas—James M. Simpson.....	56,592.46
Kansas—Fremont Leidy.....	547,511.38
2d Kentucky—Lawson Reno.....	3,943,473.18
5th Kentucky—Ludlow F. Petty.....	17,611,155.66
6th Kentucky—Maurice L. Galvin.....	4,142,501.85
7th Kentucky—Samuel J. Roberts.....	496,042.60
7th Kentucky—Thomas A. Field.....	3,864,897.24
8th Kentucky—J. Sherman Cooper.....	3,237,103.45
Louisiana—Edward I. Seyburn.....	4,836,236.25
Maryland—Phillips Lee Goldsborough.....	9,549,874.22
Massachusetts—James D. Gill.....	7,397,001.38
1st Michigan—Marion J. McLeod.....	6,033,491.23
4th Michigan—Samuel M. Lemon.....	87,074.73
Minnesota—Frederick von Baumbach.....	3,449,233.03
1st Missouri—Edmund B. Allen.....	10,524,713.73
6th Missouri—Charles G. Burton.....	1,945,966.80
Montana—Edward H. Callister.....	816,860.41
Nebraska—Ross L. Hammond.....	2,773,308.55
New Hampshire—Edgar O. Crossman.....	885,522.05
1st New Jersey—Isaac Moffett.....	794,388.70
5th New Jersey—H. C. H. Herold.....	8,982,434.63
New Mexico—Henry P. Bardshar.....	178,325.31
1st New York—William J. Maxwell.....	11,186,566.12
2d New York—Charles W. Anderson.....	10,127,694.02
3d New York—Terence F. McGowan, acting	893,225.26
3d New York—Frederick L. Marshall.....	10,129,048.46
14th New York—John G. Ward.....	3,744,386.61
14th New York—Cyrus Durey.....	1,802,355.27
21st New York—Peter E. Garlick.....	3,471,305.22
28th New York—Ardie D. Sanders.....	3,030,882.84
4th North Carolina—Wheeler Martin.....	3,775,173.70
5th North Carolina—George H. Brown.....	3,496,944.64
North and South Dakota—H. Ellerman.....	51,676.75
North and South Dakota—Willis C. Cook	167,739.88
1st Ohio—Bernhard Bettmann.....	14,519,330.85
10th Ohio—William V. McMaken.....	2,785,223.24
11th Ohio—Willis G. Bowland.....	1,178,660.53
18th Ohio—Alfred N. Rodway.....	3,345,401.44
Oklahoma—George T. Knott.....	83,526.35
Oregon—David M. Dunne.....	975,503.07
1st Pennsylvania—William McCoach.....	9,089,546.55
9th Pennsylvania—Henry L. Hershey.....	3,184,074.78
12th Pennsylvania—Griffith T. Davis.....	2,515,887.56
23d Pennsylvania—Daniel B. Helner.....	12,806,851.65
3d Texas—Webster Flanagan.....	1,000,347.17
4th Texas—Philemon B. Hunt.....	377,118.89
2d Virginia—Marion K. Lowry.....	6,885,837.77
6th Virginia—Louis P. Summers.....	1,318,759.65
South Carolina—Micah J. Jenkins.....	184,432.63

Districts and collectors.	Aggregate collections.
Tennessee—William A. Dunlap.....	2,433,599.13
Washington—Millard T. Hartson.....	1,405,059.45
West Virginia—George E. Work.....	1,783,861.81
1st Wisconsin—Henry Fink.....	8,333,128.73
2d Wisconsin—Frank R. Bentley.....	1,199,325.53
Philippine islands—Ellis Cromwell*.....	95,471.01

Aggregate collections..... 322,526,269.73

*United States internal revenue stamp agent for the Philippine islands, located at Manila, P. I.

NOTE—In addition to the \$95,471.01 reported by the United States internal revenue stamp agent in the Philippine islands there was collected by internal revenue collectors from sale of stamps affixed to Philippine products as follows:

6th Kentucky.....	\$0.02
District of Minnesota.....	125.25

Total..... 125.27

And these amounts are included in the respective collections reported by them in the above statement.

RECEIPTS BY STATES AND TERRITORIES.

State or territory.	Aggregate collections.
Alabama.....	\$254,200.50
Alaska.....	23,035.24
Arizona.....	123,736.21
Arkansas.....	179,318.48
California.....	8,876,649.50
Colorado.....	1,049,517.68
Connecticut.....	2,019,123.47
Delaware.....	421,365.55
District of Columbia.....	753,254.11
Florida.....	1,420,701.82
Georgia.....	519,445.11
Hawaii.....	218,739.14
Idaho.....	92,131.25
Illinois.....	53,514,408.33
Indiana.....	31,133,384.24
Iowa.....	1,267,893.29
Kansas.....	554,293.35
Kentucky.....	33,295,173.93
Louisiana.....	4,836,236.25
Maine.....	356,255.24
Maryland.....	8,374,564.35
Massachusetts.....	7,397,001.38
Michigan.....	7,007,585.96
Minnesota.....	3,449,233.03
Mississippi.....	62,031.00
Missouri.....	12,470,680.53
Montana.....	412,002.43
Nebraska.....	2,773,308.55
Nevada.....	164,479.30
New Hampshire.....	456,598.39
New Jersey.....	9,776,823.33
New Mexico.....	54,529.09
New York.....	44,475,463.80
North Carolina.....	7,272,113.80
North Dakota.....	56,888.21
Ohio.....	21,828,616.06
Oklahoma.....	133,336.84
Oregon.....	975,503.07
Pennsylvania.....	27,606,360.54
Rhode Island.....	1,199,918.93
South Carolina.....	184,432.63
South Dakota.....	162,519.42
Tennessee.....	2,433,599.13
Texas.....	1,377,466.06
Utah.....	312,666.75
Vermont.....	72,668.42
Virginia.....	8,205,287.63

Washington	1,382,024.21
West Virginia	1,783,861.81
Wisconsin	9,582,454.31
Wyoming	77,789.74
Philippine islands	95,596.28
Total	322,526,269.73

NOTE—Alabama and Mississippi compose the district of Alabama; Colorado and Wyoming, the district of Colorado; Connecticut and Rhode Island, the district of Connecticut; Kansas and Oklahoma, the district of Kansas prior to Feb. 6, 1911, when Oklahoma was detached and constituted a separate collection district; Maryland, Delaware, District of Columbia and the counties of Accomac and Northampton, Virginia, the district of Maryland; Montana, Idaho and Utah, the district of Montana; New Hampshire, Maine and Vermont, the district of New Hampshire; New Mexico and Arizona, the district of New Mexico; North Dakota and South Dakota, the district of North and South Dakota; Washington and Alaska, the district of Washington; Nevada forms a part of the 4th district of California, and the counties of Accomac and Northampton, Virginia, were transferred from the 6th district of Virginia to the district of Maryland.

UNITED STATES INTERNAL REVENUE TAXES, SPECIAL TAXES IN FORCE.

Brewers of less than 500 barrels	\$50.00
Brewers of 500 barrels or more	100.00
Rectifiers of less than 500 barrels	100.00
Rectifiers of 500 barrels or more	200.00
Dealers, retail liquor	25.00
Dealers, wholesale liquor	100.00
Dealers in malt liquors, wholesale	50.00
Dealers in malt liquors, only, retail	20.00
Manufacturers of stills	50.00
And for each still manufactured	20.00
And for each worm manufactured	20.00
Manufacturers of oleomargarine	600.00
Wholesale dealers in oleomargarine	480.00
Wholesale dealers in oleomargarine not artificially colored	200.00
Retail dealers in oleomargarine	48.00

Retail dealers in oleomargarine not artificially colored	6.00
Manufacturers of renovated butter*	50.00
Manufacturers of adulterated butter	600.00
Wholesale dealers in adulterated butter	480.00
Retail dealers in adulterated butter	48.00
Manufacturers of filled cheese	400.00
Wholesale dealers in filled cheese	250.00
Retail dealers in filled cheese	12.00
Manufacturers and packers of mixed flour	12.00

*No special taxes are imposed upon dealers in renovated butter.

SPIRITS, WINES AND LIQUORS.

Distilled spirits, per gallon	\$1.10
Wines, imitation, pint bottle	.10
Quart bottle	.20
Fermented liquor (beer), per brl. of 31 gals.	1.00

TOBACCO.

Tobacco, per pound	\$0.06
Snauf, per pound	.96
Cigars, over 3 lbs. per 1,000	3.00
Not over 3 lbs. per 1,000	.54
Cigarettes, over 3 lbs. per 1,000	3.00
Not over 3 lbs., value over \$2.00	1.08
Not over 3 lbs., value not over \$2.00	.54

OLEOMARGARINE.

Oleomargarine, colored, per lb.	\$0.10
Not colored	.10c
Imported	.15

BUTTER AND CHEESE.

Adulterated butter, per lb.	\$0.10
Renovated butter, per lb.	.10c
Filled cheese, per lb.	.01
Imported	.08

MISCELLANEOUS.

Opium, smoking, per lb.	\$10.00
Playing cards, 54 in pack	.02
Mixed flour, barrel of 196 lbs.	.04
Half barrel	.02
Quarter barrel	.01
Circulation issued by bank, per month	1-12 of 1%
On notes for circulation	10%
Corporation tax (on net income)	1%

FASTEST VOYAGES ACROSS THE ATLANTIC.

Queenstown to New York, 4 days 15 hours, by the Lusitania, Aug. 15-20, 1908; Raunt's Rock to Ambrose channel lightship (short course), 4 days 10 hours 48 minutes, Mauretania, Sept. 11-15, 1910; long course (2,891 miles), 4 days 17 hours 6 minutes, Mauretania, Feb. 13-18, 1909.

New York to Queenstown, 4 days 13 hours 41 minutes, by the Mauretania, Sept. 15-20, 1909.

Hamburg to New York, 5 days 11 hours 54 minutes, by the Deutschland, Sept. 2-3, 1903.

Cherbourg to New York, 5 days 11 hours 9 minutes, by the Kronprinzessin Cecilie, Aug. 19-25, 1908.

New York to Cherbourg, 5 days 16 hours, by the Kaiser Wilhelm der Grosse, Jan. 4-10, 1900.

Southampton to New York, 5 days 20 hours, by the Kaiser Wilhelm der Grosse, March 30-April 5, 1898.

Havre to New York, 6 days 1 hour 12 minutes, by La Provence, Sept. 6-13, 1907.

New York to Southampton, 5 days 17 hours 8 minutes, by the Kaiser Wilhelm der Grosse, Nov. 23-29, 1897.

New York to Havre, 6 days 2 hours 48 minutes, by La Provence, May 31-June 6, 1906.

New York to Plymouth, short course, 2,962 miles, 5 days 7 hours 28 minutes, by the Deutschland, Sept. 5-10, 1900; long course, 3,080 miles, 5 days 9 hours 55 minutes, Kaiser Wilhelm II., Aug. 18-24, 1908.

Plymouth to New York, 5 days 15 hours 46 minutes, by the Deutschland, July 7-12, 1900.

Moville, Ireland, to Cape Race, N. F., 4 days 10 hours, by the Virginian (turbine), June 9-13, 1905.

The best days run by any steamer was 671 miles, made by the Mauretania, February, 1905.

Distances: New York to Southampton, 3,100 miles; to Plymouth, 2,962 miles; to Queenstown, 2,800 miles; to Cherbourg, 3,047 miles; to Havre, 3,170 miles; to Hamburg, 3,820 miles.

LAKE FRONT SITE FOR FIELD MUSEUM.

At the meeting of the city council held Dec. 11, 1911, it was announced by Mayor Harrison that an agreement had been reached between the south park commissioners and the Illinois Central company by which the people of the city regained possession of the lake front from Park row to 51st street, making it possible to erect the permanent buildings of the Field Museum of Natural History on the lake front between Park row and 12th street. The railroad corporation agreed to abandon the Park row station and build a new one on the south side of the widened 12th street, facing north and abutting on Michigan avenue. The plan fur-

ther provided for the building of a boulevard by the park commissioners connecting Jackson park with Grant park, and the construction of bathing beaches and pleasure islands. In return for surrendering its riparian rights and turning over the land occupied by the passenger station and other property to the east of it, the Illinois Central company, it was agreed, should be permitted to widen and straighten its right of way between 12th and 50th streets.

The whole plan, which was made in accordance with the "city beautiful" scheme, was submitted to the city council for approval.

REPUBLICAN NATIONAL CONVENTION IN 1912.

At a meeting of the republican national committee, held in Washington, D. C., Dec. 12, 1911, it was decided to hold the national nominating convention in Chicago, beginning Tuesday, June 13,

1912. The vote in favor of Chicago was almost unanimous. Ex-Gov. John F. Hill of Maine was chosen chairman of the national committee to act until the time of the convention.

THE PRESIDENT'S MESSAGE (NO. 1).

To the Senate and House of Representatives: This message is the first of several which I shall send to congress during the interval between the opening of its regular session and its adjournment for the Christmas holidays. The amount of information to be communicated as to the operations of the government, the number of important subjects calling for comment by the executive and the transmission to congress of exhaustive reports of special commissions make it impossible to include in one message of a reasonable length a discussion of the topics that ought to be brought to the attention of the national legislature at its first regular session.

THE ANTITRUST LAW—THE SUPREME COURT DECISIONS.

In May last the Supreme court handed down decisions in the suits in equity brought by the United States to enjoin the further maintenance of the Standard Oil trust and of the American Tobacco trust and to secure their dissolution. The decisions are epoch making and serve to advise the business world authoritatively of the scope and operation of the antitrust act of 1890. The decisions do not depart in any substantial way from the previous decisions of the court in construing and applying this important statute, but they clarify those decisions by further defining the already admitted exceptions to the literal construction of the act. By the decrees they furnish a useful precedent as to the proper method of dealing with the capital and property of illegal trusts. These decisions suggest the need and wisdom of additional or supplementary legislation to make it easier for the entire business community to square with the rule of action and legality thus finally established and to preserve the benefit, freedom and spur of reasonable competition without loss of real efficiency or progress.

The statute in its first section declares to be illegal "every contract, combination in the form of trust or otherwise, or conspiracy, in restraint of trade or commerce among the several states or with foreign nations," and in the second declares guilty of a misdemeanor "every person who shall monopolize or attempt to monopolize or combine or conspire with any other person to monopolize any part of the trade or commerce of the several states or with foreign nations."

In two early cases, where the statute was invoked to enjoin a transportation rate agreement between interstate railroad companies, it was held that it was no defense to show that the agreement was for rates complained of were reasonable and common law, because it was said that the statute was directed against all contracts and combinations in restraint of trade, whether reasonable at common law or not. It was plain from the record, however, that the contracts complained of in those cases would not have been deemed reasonable at common law. In subsequent cases the court said that the statute should be given a reasonable construction and refused to include within its inhibition certain contractual restraints of trade which it denominated as incidental or as indirect.

These cases of restraint of trade that the court excepted from the operation of the statute were instances which, at common law, would have been called reasonable. In the Standard Oil and Tobacco cases, therefore, the court merely adopted the tests of the common law, and in defining exceptions to the literal application of the statute only substituted for the test of being incidental or indirect that of being reasonable, and this without varying in the slightest the actual scope and effect of the statute. In other words, all the cases under the statute which have now been decided would have been decided the same way if the court had originally accepted in its construction the rule at common law.

It has been said that the court, by introducing into the construction of the statute common law distinctions, has emasculated it. This is obviously untrue. By its judgment every contract and combination in restraint of interstate trade made with the purpose or necessary effect of controlling prices, by stifling competition, or of establishing

in whole or in part a monopoly of such trade, is condemned by the statute. The most extreme critics cannot instance a case that ought to be condemned under the statute which is not brought within its terms as thus construed.

The suggestion is also made that the Supreme court by its decision in the last two cases has committed to the court the undefined and unlimited discretion to determine whether a case of restraint of trade is within the terms of the statute. This is wholly untrue. A reasonable restraint of trade at common law is well understood and is clearly defined. It does not rest in the discretion of the court. It must be limited to accomplish the purpose of a lawful main contract, to which, in order that it shall be enforceable at all, it must be incidental. If it exceed the needs of that contract it is void.

The test of reasonableness was never applied by the court at common law to contracts or combinations or conspiracies in restraint of trade whose purpose was or whose necessary effect would be to stifle competition, to control prices or to establish monopolies. The courts never assumed power to say that such contracts or combinations or conspiracies might be lawful if the parties to them were only moderate in the use of the power thus secured and did not exact from the public too great and exorbitant prices. It is true that many theorists, and others engaged in business violating the statute, have hoped that some such line could be drawn by courts; but no court of authority has ever attempted it. Certainly there is nothing in the decisions of the latest two cases from which such a dangerous theory of judicial discretion in enforcing this statute can derive the slightest sanction.

We have been twenty-one years making this statute effective for the purposes for which it was enacted. The Knight case was discouraging and seemed to remit to the states the whole available power to attack and suppress the evils of the trusts. Slowly, however, the error of that judgment was corrected, and only in the last three or four years has the heavy hand of the law been laid upon the great illegal combinations that have exercised such an absolute dominion over many of our industries. Criminal prosecutions have been brought and a number are pending, but juries have felt averse to convicting for jail sentences, and juries have been most reluctant to impose such sentences on men of respectable standing in society whose offense has been regarded as merely statutory. Still, as the offense becomes better understood and the committing of it partakes more of studied and deliberate defiance of the law, we can be confident that juries will convict individuals and that jail sentences will be imposed.

THE REMEDY IN EQUITY BY DISSOLUTION.

In the Standard Oil case the Supreme and Circuit courts found the combination to be a monopoly of the interstate business of refining, transporting and marketing petroleum and its products, effected and maintained through thirty-seven different corporations, the stock of which was held by a New Jersey company. It, in effect, commanded the dissolution of this combination, directed the transfer and pro rata distribution by the New Jersey company of the stock held by it in the thirty-seven corporations to and among its stockholders; and the corporations and individual defendants were enjoined from conspiring or combining to restore such monopoly; and all agreements between the subsidiary corporations tending to produce or bring about further violations of the act were enjoined.

In the Tobacco case the court found that the individual defendants, twenty-nine in number, had been engaged in a successful effort to acquire complete dominion over the manufacture, sale and distribution of tobacco in this country and abroad, and that this had been done by combinations made with a purpose and effect to stifle competition, control prices and establish a monopoly, not only in the manufacture of tobacco, but also of tinfol and licorice used in its manufacture and of its products of cigars, cigarettes and snuffs. The Tobacco suit

presented a far more complicated and difficult case than the Standard Oil suit for a decree which would effectuate the will of the court and end the violation of the statute. There was here no single holding company as in the case of the Standard Oil trust. The main company was the American Tobacco company, a manufacturing, selling and holding company. The plan adopted to destroy the combination and restore competition involved the re-division of the capital and plants of the whole trust between some of the companies constituting the trust and new companies organized for the purposes of the decree and made parties to it, and numbering, new and old, fourteen.

SITUATION AFTER READJUSTMENT.

The American Tobacco company (old), readjusted capital, \$92,000,000; the Liggett & Meyers Tobacco company (new), capital, \$67,000,000; the P. Lorillard company (new), capital, \$47,000,000, and the R. J. Reynolds Tobacco company (old), capital, \$7,525,000, are chiefly engaged in the manufacture and sale of chewing and smoking tobacco and cigars. The former, one tinloft company is divided into two, one of \$825,000 capital and the other of \$400,000. The one snuff company is divided into three companies, one with a capital of \$15,000,000, another with a capital of \$8,000,000 and a third with a capital of \$8,000,000. The licorice companies are two, one with a capital of \$5,758,300 and another with a capital of \$2,000,000. There is also the British-American Tobacco company, a British corporation, doing business abroad with a capital of \$26,000,000; the Porto Rican Tobacco company, with a capital of \$1,800,000, and the corporation of United Cigar Stores, with a capital of \$9,000,000.

Under this arrangement each of the different kinds of business will be distributed between two or more companies, with a division of the prominent brands in the same tobacco products, so as to make competition not only possible but necessary. Thus the smoking tobacco business of the country is divided so that the present independent companies have 21.33 per cent while the American Tobacco company will have 33.08 per cent, the Liggett & Meyers 20.05 per cent, the Lorillard company 22.82 per cent and the Reynolds company 2.66 per cent.

The stock of the other thirteen companies, both preferred and common, has been taken from the defendant American Tobacco company and has been distributed among its stockholders. All covenants restricting competition have been declared null and further performance of them has been enjoined. The preferred stock of the different companies has now been given voting power, which was denied it under the old organization. The ratio of the preferred stock to the common was as 78 to 40. This constitutes a very decided change in the character of the ownership and control of each company.

In the original suit there were twenty-nine defendants who were charged with being the conspirators through whom the illegal combination acquired and exercised its unlawful dominion. Under the decree these defendants will hold amounts of stock in the various distributee companies ranging from 41 per cent as a maximum to 2 3/4 per cent as a minimum, except in the case of one small company, the Porto Rican Tobacco company, in which they will hold 45 per cent. The twenty-nine individual defendants are enjoined for three years from buying any stock except from each other, and the group is thus prevented from extending its control during that period. All parties to the suit, and the new companies who are made parties, are enjoined perpetually from in any way effecting any combination between any of the companies in violation of the statute by way of resumption of the old trust. Each of the fourteen companies is enjoined from acquiring stock in any of the others. All these companies are enjoined from having common directors or officers, or common buying or selling agents, or common offices, or lending money to each other.

SIZE OF NEW COMPANIES.

Objection was made by certain independent tobacco companies that this settlement was unjust because it left companies with very large capital in active business, and that the settlement that would be effective to put all on an equality would

be a division of the capital and plant of the trust into small fractions, in amount more nearly equal to that of each of the independent companies. This contention results from a misunderstanding of the antitrust law and its purpose. It is not intended thereby to prevent the accumulation of large capital in business enterprises in which such a combination can secure reduced cost of production, sale and distribution. It is directed against such an aggregation of capital only when its purpose is that of stifling competition, enhancing or controlling prices and establishing a monopoly. If we shall have by decree defeated these purposes and restored competition between the large units into which the capital and plant have been divided, we shall have accomplished the useful purpose of the statute.

CONFISCATION NOT THE PURPOSE OF THE STATUTE.

It is not the purpose of the statute to confiscate the property and capital of the offending trusts. Methods of punishment by fine or imprisonment of the individual offenders, by fine of the corporation or by forfeiture of its goods in transportation, are provided, but the proceeding in equity is a specific remedy to stop the operation of the trust by injunction and prevent the future use of the plant and capital in violation of the statute.

EFFECTIVENESS OF DECREE.

I venture to say that not in the history of American law has a decree more effective for such a purpose been entered by a court than that against the Tobacco trust. As Circuit Judge Noyes said in his judgment approving the decree:

"The extent to which it has been necessary to tear apart this combination and force it into new forms, with the attendant burdens, ought to demonstrate that the federal antitrust statute is a drastic statute, which accomplishes effective results; which, so long as it stands on the statute books, must be obeyed, and which cannot be disobeyed without incurring far reaching penalties. And, on the other hand, the successful reconstruction of this organization should teach that the effect of enforcing this statute is not to destroy, but to reconstruct—not to demolish, but to recreate in accordance with the conditions which the congress has declared shall exist among the people of the United States."

COMMON STOCK OWNERSHIP.

It has been assumed that the present pro rata and common ownership in all these companies by former stockholders of the trust would insure a continuance of the same old single control of all the companies into which the trust has by decree been disintegrated. This is erroneous and is based upon the assumed inefficacy and innocuousness of judicial injunctions. The companies they have different co-operation or combination and have different managers, directors, purchasing and sales agents. If all or many of the numerous stockholders, reaching into the thousands, attempt to secure concerted action of the companies with a view to the control of the market, their number is so large that such an attempt could not well be concealed, and its prime movers and all its participants would be at once subject to contempt proceedings and imprisonment of a summary character. The immediate result of the present situation will necessarily be activity by all the companies under different managers, and then competition must follow, or there will be activity by one company and stagnation by another. Only a short time will inevitably lead to a change in ownership of the stock, as all opportunity for continued co-operation must disappear. Those critics who speak of this disintegration in the trust as a mere change of garments have not given consideration to the inevitable working of the decree and understand little the personal danger of an attempt to evade or get at naught the solemn injunction of a court whose object is made plain by the decree and whose inhibitions are set forth with a detail and comprehensiveness unexampled in the history of equity jurisprudence.

The effect of these two decisions has led to decrees dissolving the combination of manufacturers of electric lamps and a southern wholesale grocers' association, an interlocutory decree against the powder trust, with directions by the Circuit court

compelling dissolution, and other combinations of a similar history are now negotiating with the department of justice looking to a disintegration by decree and reorganization in accordance with law. It seems possible to bring about these reorganizations without general business disturbance.

MOVEMENT FOR REPEAL OF THE ANTITRUST LAW.

But now that the antitrust act is seen to be effective for the accomplishment of the purpose of its enactment, we are met by a cry from many different quarters for its repeal. It is said to be obstructive of business progress, to be an attempt to restore old fashioned methods of destructive competition between small units and to make impossible those useful combinations of capital and the reduction of the cost of production that are essential to continued prosperity and normal growth.

In the recent decisions the Supreme court makes clear that there is nothing in the statute which condemns combinations of capital or mere bigness of plant organized to secure economy in production and a reduction of its cost. It is only when the purpose or necessary effect of the organization and maintenance of the combination or the aggregation of immense size are the stifling of competition, actual and potential, and the enhancing of prices and establishing a monopoly that the statute is violated. Mere size is no sin against the law. The merging of two or more business plants necessarily eliminates competition between the units thus combined, but this elimination is in contravention of the statute only when the combination is made for the purpose of ending this particular competition in order to secure control and enhance prices and create a monopoly.

The complaint is made of the statute that it is not sufficiently definite in its description of that which is forbidden to enable business men to avoid its violation. The suggestion is that we may have a combination of two corporations, which may run on for years, and that subsequently the attorney-general may conclude that it was a violation of the statute, and that which was supposed by the combiners to be innocent then turns out to be a combination in violation of the statute. The answer to this hypothetical case is that when men attempt to amass superfluous capital as will enable them to suppress competition, control prices and establish a monopoly, they know the purpose of their acts. Men do not do such a thing without having it clearly in mind. If what they do is merely for the purpose of reducing the cost of production, without the thought of suppressing competition by use of the bigness of the plant they are creating, then they cannot be convicted at the time the union is made, nor can they be convicted later, unless it happen that later on they conclude to suppress competition and take the usual methods for doing so, and thus establish for themselves a monopoly. They can, in such a case, hardly complain if the motive which subsequently is disclosed is attributed by the court to the original combination.

NEW REMEDIES SUGGESTED.

Much is said of the repeal of this statute and of constructive legislation intended to accomplish the purpose and blaze a clear path for honest merchants and business men to follow. It may be that such a plan will be evolved, but I submit that the discussions which have been brought out in recent days by the fear of the continued execution of the antitrust law have produced nothing but glittering generalities and have offered no line of distinction or rule of action as definite and as clear as that which the Supreme court itself lays down in enforcing the statute.

I see no objection—and indeed I can see decided advantages—in the enactment of a law which shall describe and denounce methods of competition which are unfair and are badges of the unlawful purpose denounced in the antitrust law. The attempt and purpose to suppress a competitor by underselling him at a price so unprofitable as to drive him out of business, or the making of exclusive contracts with customers under which they are required to give up association with other manufacturers, and numerous kindred methods for stifling competition and effecting monopoly, should

be described with sufficient accuracy in a criminal statute on the one hand to enable the government to shorten its task by prosecuting single misdoers instead of an entire conspiracy, and, on the other hand, to serve the purpose of pointing out more in detail to the business community what must be avoided.

FEDERAL INCORPORATION RECOMMENDED.

In a special message to congress on Jan. 7, 1910, I ventured to point out the disturbance to business that would probably attend the dissolution of these offending trusts. I said:

"But such an investigation and possible prosecution of corporations whose prosperity or destruction affects the comfort not only of stockholders but of millions of wage earners, employees and associated tradesmen, must necessarily tend to disturb the confidence of the business community, to dry up the now flowing sources of capital from its places of hoarding and produce a halt in our present prosperity that will cause suffering and strained circumstances among the innocent many for the faults of the guilty few. The question which I wish in this message to bring clearly to the consideration and discussion of congress is whether, in order to avoid such a possible business danger, something cannot be done by which these business combinations may be offered a means, without great financial disturbance of changing the character, organization and extent of their business into one within the lines of the law under federal control and supervision, securing compliance with the antitrust statute.

"Generally, in the industrial combinations called 'trusts,' the principal business is the sale of goods in many states and in foreign markets; in other words, the interstate and foreign business far exceeds the business done in any one state. This fact will justify the federal government in granting a federal charter to such a combination to make and sell in interstate and foreign commerce the products of useful manufacture under such limitations as will secure a compliance with the antitrust law. It is possible so to frame a statute that while it offers protection to a federal company against harmful, vexatious and unnecessary invasion by the states, it shall subject it to reasonable taxation and control by the states with respect to its purely local business.

"Corporations organized under this act should be prohibited from acquiring and holding stock in other corporations (except for special reasons, upon approval by the proper federal authority), thus avoiding the creation under national auspices of the holding company with subordinate corporations in different states, which has been such an effective agency in the creation of the great trusts and monopolies.

"If the prohibition of the antitrust act against combinations in restraint of trade is to be effectively enforced, it is essential that the national government shall provide for the creation of national corporations to carry on a legitimate business throughout the United States. The conflicting laws of the different states of the union with respect to foreign corporations make it difficult, if not impossible, for one corporation to comply with their requirements so as to carry on business in a number of different states."

I renew the recommendation of the enactment of a general law providing for the voluntary formation of corporations to engage in trade and commerce among the states and with foreign nations. Every argument which was then advanced for such a law and every explanation which was at that time offered to possible objections have been confirmed by our experience since the enforcement of the antitrust statute has resulted in the actual dissolution of active commercial organizations.

It is even more manifest now than it was then that the denunciation of conspiracies in restraint of trade should not and does not mean the denial of organizations large enough to be intrusted with our interstate and foreign trade. It has been made more clear now than it was then that a purely negative statute like the antitrust law may well be supplemented by specific provisions for the building up and regulation of legitimate national and foreign commerce.

The drafting of the decrees in the dissolution of the present trusts, with a view to their reorganization into legitimate corporations, has made it especially apparent that the courts are not provided with the administrative machinery to make the necessary inquiries preparatory to reorganization, or to pursue such inquiries, and they should be empowered to invoke the aid of the bureau of corporations in determining the suitable reorganization of the disintegrated parts. The Circuit court and the attorney-general were greatly aided in framing the decree in the Tobacco trust dissolution by an expert from the bureau of corporations.

FEDERAL CORPORATION COMMISSION PROPOSED.

I do not set forth in detail the terms and sections of a statute which might supply the constructive legislation permitting and aiding the formation of combinations of capital into federal corporations. They should be subject to rigid rules as to their organization and procedure, including effective publicity, and to the closest supervision as to the issue of stock and bonds by an executive bureau or commission in the department of commerce and labor, to which in times of doubt they might well submit their proposed plans for future business. It must be distinctly understood that incorporation under a federal law could not exempt the company thus formed and its incorporators and managers from prosecution under the antitrust law for subsequent illegal conduct, but the publicity of its procedure and the opportunity for frequent consultation with the bureau or commission in charge of the incorporation as to the legitimate purpose of its transactions would offer it as great security against successful prosecutions for violations of the law as would be practical or wise.

Such a bureau or commission might well be invested also with the duty already referred to, of aiding courts in the dissolution and re-creation of trusts within the law. It should be an executive tribunal of the dignity and power of the comptroller of the currency or the interstate commerce commission, which now exercise supervisory power over important classes of corporations under federal regulation.

The drafting of such a federal incorporation law would offer ample opportunity to prevent many manifest evils in corporate management to-day, including irresponsibility of control in the hands of the few who are not the real owners.

INCORPORATION VOLUNTARY.

I recommend that the federal charters thus to be granted shall be voluntary, at least until experience justifies mandatory provisions. The benefit to be derived from the operation of great businesses under the protection of such a charter would attract all who are anxious to keep within the lines of the law. Other large combinations that fail to take advantage of the federal incorporation will not have a right to complain if their failure is ascribed to unwillingness to submit their transactions to the careful official scrutiny, compe-

tent supervision and publicity attendant upon the enjoyment of such a charter.

ONLY SUPPLEMENTAL LEGISLATION NEEDED.

The opportunity thus suggested for federal incorporation, it seems to me, is suitable constructive legislation needed to facilitate the squaring of great industrial enterprises to the rule of action laid down by the antitrust law. This statute as construed by the Supreme court must continue to be the line of distinction for legitimate business. It must be enforced, unless we are to banish individualism from all business and reduce it to one common system of regulation or control of prices like that which now prevails with respect to public utilities, and which when applied to all business would be a long step toward state socialism. The antitrust act is the expression of the effort of a freedom loving people to preserve equality of opportunity. It is the result of the confident determination of such a people to maintain their future growth by preserving uncontrolled and unrestricted the enterprise of the individual, his industry, his ingenuity, his intelligence and his independent courage.

For twenty years or more this statute has been upon the statute book. All knew its general purpose and approved. Many of its violators were cynical over its assumed impotence. It seemed impossible of enforcement. Slowly the mills of the courts ground, and only gradually did the majesty of the law assert itself. Many of its statesmen-authors died before it became a living force, and they and others saw the evil grow which they had hoped to destroy. Now its efficacy is seen; now its power is heavy; now its object is near achievement. Now we hear the call for its repeal on the plea that it interferes with business prosperity, and we are advised, in most general terms, how by some other statute and in some other way the evil we are just stamping out can be cured, if we only abandon this work of twenty years and try another experiment for another term of years.

It is said that the act has not done good. Can this be said in the face of the effect of the Northern Securities decree? That decree was in no way so drastic or inhibitive in detail as either the Standard Oil decree or the Tobacco decree, but did it not stop for all time the then powerful movement toward the control of all the railroads of the country in a single hand? Such a one-man power could not have been a healthful influence in the republic, even though exercised under the general supervision of an interstate commission.

Do we desire to make such ruthless combinations and monopolies lawful? When all energies are directed, not toward the reduction of the cost of production for the public benefit by a healthful competition, but toward new ways and means for making permanent in a few hands the absolute control of the conditions and prices prevailing in the whole field of industry, then individual enterprise and effort will be paralyzed and the spirit of commercial freedom will be dead.

WILLIAM H. TAFT.
The White House, Dec. 5, 1911.

THE PRESIDENT'S MESSAGE (NO. 2).

To the Senate and House of Representatives: The relations of the United States with other countries have continued during the last twelve months upon a basis of the usual good will and friendly intercourse.

ARBITRATION.

The year just past marks an important general movement on the part of the powers for broader arbitration. In the recognition of the manifold benefits to mankind in the extension of the policy of the settlement of international disputes by arbitration rather than by war, and in response to a widespread demand for an advance in that direction on the part of the people of the United States and of Great Britain and of France, new arbitration treaties were negotiated last spring with Great Britain and France, the terms of which were designed, as expressed in the preamble of these treaties, to extend the scope and obligations of the policy of arbitration adopted in our present treaties

with those governments. To pave the way for this treaty with the United States, Great Britain negotiated an important modification in its alliance with Japan, and the French government also expedited the negotiations with signal good will. The new treaties have been submitted to the senate and are awaiting its advice and consent to their ratification. All the essentials of these important treaties have long been known, and it is my earnest hope that they will receive prompt and favorable action.

CLAIM OF ALSOP & CO. SETTLED.

I am glad to report that on July 5 last the American claim of Alsop & Co. against the government of Chile was finally disposed of by the decision of his Britannic majesty George V., to whom, as amiable compositeur, the matter had been referred for determination. His majesty made an award of nearly \$1,000,000 to the claimants, which

was promptly paid by Chile. The settlement of this controversy has happily eliminated from the relations between the republic of Chile and the United States the only question which for two decades had given the two foreign offices any serious concern and makes possible the unobstructed development of the relations of friendship which it has been the aim of this government in every possible way to further and cultivate.

In further illustration of the practical and beneficial application of the principle of arbitration and the underlying broad spirit of conciliation, I am happy to advert to the part of the United States in facilitating amicable settlement of disputes which menaced the peace between Panama and Costa Rica and between Haiti and the Dominican republic.

Since the date of their independence Colombia and Costa Rica had been seeking a solution of a boundary dispute, which came as an heritage from Colombia to the new republic of Panama upon its beginning life as an independent nation. Although the disputants had submitted this question for decision to the president of France under the terms of an arbitration treaty, the exact interpretation of the provisions of the award rendered had been a matter of serious disagreement between the two countries, each contending for widely different lines even under the terms of the decision. Subsequently and since 1903 this boundary question had been the subject of fruitless diplomatic negotiations between the parties. In January, 1910, at the request of both governments, the agents representing them met in conference at the department of state and subsequently concluded a protocol submitting this long pending controversy to the arbitral judgment of the chief justice of the United States, who consented to act in this capacity. A boundary commission, according to the international agreement, has now been appointed, and it is expected that the arguments will shortly proceed and that this long standing dispute will be honorably and satisfactorily terminated.

Again, a few months ago it appeared that the Dominican republic and Haiti were about to enter upon hostilities because of complications growing out of an acrimonious boundary dispute which the efforts of many years had failed to solve. The government of the United States, by a friendly interposition of good offices, succeeded in prevailing upon the parties to place their reliance upon some form of pacific settlement. Accordingly, on the friendly suggestion of his government, the two government-empowered commissioners to meet at Washington in conference at the state department in order to arrange the terms of submission to arbitration of the boundary controversy.

CHAMIZAL ARBITRATION NOT SATISFACTORY.

Our arbitration of the Chamizal boundary question with Mexico was unfortunately abortive, but with the earnest efforts on the part of both governments which its importance commands, it is felt that an early practical adjustment should prove possible.

During the past year the republic of Venezuela celebrated the one hundredth anniversary of its independence. The United States sent, in honor of this event, a special embassy to Caracas, where the cordial reception and generous hospitality shown it were most gratifying as a further proof of the good relations and friendship existing between that country and the United States.

The recent political events in Mexico received attention from this government because of the exceedingly delicate and difficult situation created along our southern border and the necessity for taking measures properly to safeguard American interests. The government of the United States, in its desire to secure a proper observance and enforcement of the so-called neutrality statutes of the federal government, issued directions to the appropriate officers to exercise a diligent and vigilant regard for the requirements of such rules and laws. Although a condition of actual armed conflict existed, there was no official recognition of belligerence involving the technical neutrality obligations of international law.

On the 6th of March last, in the absence of the

secretary of state, I had a personal interview with Mr. Wilson, the ambassador of the United States to Mexico, in which he reported to me that the conditions in Mexico were much more critical than the press dispatches disclosed; that President Diaz was on a volcano of popular uprising; that the small outbreaks which had occurred were only symptomatic of the whole condition; that a very large per cent of the people were in sympathy with the insurrection; that a general explosion was probable at any time, in which case he feared that the 40,000 or more American residents in Mexico might be assailed, and that the very large American investments might be injured or destroyed.

After a conference with the secretary of war and the secretary of the navy, I thought it was wise to assemble an army division of full strength at San Antonio, Tex., a brigade of three regiments at Galveston, a brigade of infantry in the Los Angeles district of southern California, together with a squadron of battle ships and cruisers and transports at Galveston and a small squadron of ships at San Diego. At the same time, through our representative at the City of Mexico, I expressed to President Diaz the hope that no apprehensions might result from unfounded conjecture as to these military maneuvers, and assured him that they had no significance which should cause concern to his government.

The mobilization was effected with great promptness, and on the 15th of March, through the secretary of war and the secretary of the navy, in a letter addressed to the chief of staff, I issued the following instructions:

"It seems my duty as commander in chief to place troops in sufficient number where, if congress shall direct that they enter Mexico to save American lives and property, an effective movement may be promptly made. Meantime the movement of the troops to Texas and elsewhere near the boundary, accompanied with sincere assurances of the utmost good will toward the present Mexican government and with larger and more frequent patrols along the border to prevent insurrectionary expeditions from American soil, will hold up the hands of the existing government and will have a healthy moral effect to prevent attacks upon Americans and their property in any subsequent general internecine strife. Again, the sudden mobilization of a division of troops has been a great test of our army and full of useful instruction, while the maneuvers that are thus made possible can occupy the troops and their officers to great advantage.

"The assumption by the press that I contemplate intervention on Mexican soil to protect American lives or property is of course gratuitous, because I seriously doubt whether I have such authority under any circumstances, and if I had I would not exercise it without express congressional approval. Indeed, as you know, I have already declined, without Mexican consent, to order a troop of cavalry to protect the breakwater we are constructing just across the border in Mexico at the mouth of the Colorado river to save the Imperial valley, although the insurgents had scattered the Mexican troops and were taking our horses and supplies and frightening our workmen away. My determined purpose, however, is to be in a position so that when danger to American lives and property in Mexico threatens and the existing government is rendered helpless by the insurrection, I can promptly execute congressional orders to protect them, with effect.

"Meantime I send you this letter, through the secretary, to call your attention to some things in connection with the presence of the division in the southwest which have doubtless occurred to you, but which I wish to emphasize.

"In the first place, I want to make the mobilization a first-class training for the army, and I wish you would give your time and that of the war college to advising and carrying out maneuvers of a useful character, and plan to continue to do this during the next three months. By that time we may expect that either Ambassador Wilson's fears will have been realized and chaos and its consequences have ensued, or that the present government of Mexico will have so readjusted matters as to secure tranquility—a result devoutly to be

wished. The troops can then be returned to their posts. I understood from you in Washington that Gen. Aleshire said that you could probably meet all the additional expense of this whole movement out of the present appropriations if the troops continue in Texas for three months. I sincerely hope this is so. I observe from the newspapers that you have no blank cartridges, but I presume that this is an error, or that it will be easy to procure those for use as soon as your maneuvers begin.

"Second, Texas is a state ordinarily peaceful, but you cannot put 20,000 troops into it without running some risk of a collision between the people of the state, and especially the Mexicans who live in Texas near the border and who sympathize with the insurgents, and the federal soldiers. For that reason I beg you to be as careful as you can to prevent friction of any kind. We were able in Cuba, with the army of pacification there of something more than 5,000 troops, to maintain them for a year without any trouble, and I hope you can do the same thing in Texas. Please give your attention to this and advise all the officers in command of the necessity for very great circumspection in this regard.

"Third, one of the great troubles in the concentration of troops is the danger of disease, and I suppose that you have adopted the most modern methods for the preventing and, if necessary, for stamping out epidemics. That is so much a part of a campaign that it hardly seems necessary for me to call attention to it.

"Finally, I wish you to examine the question of the patrol of the border and put as many troops on that work as is practicable, and more than are now engaged in it, in order to prevent the use of our borderland for the carrying on of the insurrection. I have given assurances to the Mexican ambassador on this point.

"I sincerely hope that this experience will always be remembered by the army and navy as a useful means of education, and I should be greatly disappointed if it resulted in any injury or disaster to our forces from any cause. I have taken a good deal of responsibility in ordering this mobilization, but I am ready to answer for it if only you and those under you use the utmost care to avoid the difficulties which I have pointed out.

"You may have a copy of this letter made and left with Gen. Carter and such other generals in command as you may think wise and necessary to guide them in their course, but to be regarded as confidential."

I am more than happy to record here the fact that all apprehensions as to the effect of the presence of so large a military force in Texas proved groundless; no disturbances occurred; the conduct of the troops was exemplary and the public reception and treatment of them was all that could have been desired, and this notwithstanding the presence of a large number of Mexican refugees in the border territory.

From time to time communications were received from Ambassador Wilson, who had returned to Mexico, confirming the view that the massing of American troops in the neighborhood had had good effect. By dispatch of April 3, 1911, the ambassador said:

"The continuing gravity of the situation here and the chaos that would ensue should the constitutional authorities be eventually overthrown, thus greatly increasing the danger to which American lives and property are already subject, confirm the wisdom of the president in taking those military precautions which, making every allowance for the dignity and the sovereignty of a friendly state, are due to our nationals abroad.

"Charged as I am with the responsibility of safeguarding these lives and property, I am bound to say to the department that our military dispositions on the frontier have produced an effective impression on the Mexican mind, and may, at any moment, prove to be the only guarantees for the safety of our nationals and their property. If it should eventuate that conditions here require more active measures by the president and congress, sporadic attacks might be made upon the lives and property of our nationals, but the ultimate result would be order and adequate protection."

The insurrection continued and resulted in en-

gagements between the regular Mexican troops and the insurgents, and this along the border, so that in several instances bullets from the contending forces struck American citizens engaged in their lawful occupations on American soil.

Proper protests were made against these invasions of American rights to the Mexican authorities. On April 17, 1911, I received the following telegram from the governor of Arizona:

"As a result of to-day's fighting across the international line, but within gunshot range of the heart of Douglas, five Americans wounded on this side of the line. Everything points to repetition of these casualties on to-morrow, and while the federals seem disposed to keep their agreement not to fire into Douglas, the position of the insurrectionists is such that when fighting occurs on the east and southeast of the intrenchments people living in Douglas are put in danger of their lives. In my judgment radical measures are needed to protect our innocent people, and if anything can be done to stop the fighting at Agua Prieta the situation calls for such action. It is impossible to safeguard the people of Douglas unless the town be vacated. Can anything be done to relieve situation, now acute?"

After a conference with the secretary of state, the following telegram was sent to Gov. Sloan, on April 18, 1911, and made public:

"Your dispatch received. Have made urgent demand upon Mexican government to issue instructions to prevent firing across border by Mexican federal troops, and am awaiting reply. Meantime I have sent direct warning to the Mexican and insurgent forces near Douglas. I infer from your dispatch that both parties attempt to heed the warning, but that in the strain and exigency of the contest wild bullets still find their way into Douglas. The situation might justify me in ordering our troops to cross the border and attempt to stop the fighting, or to fire upon both combatants from the American side. But if I take this step I must face the possibility of resistance and greater bloodshed, and also the danger of having our motives misconstrued and misrepresented, and of thus inflaming Mexican popular indignation against many thousands of Americans now in Mexico and jeopardizing their lives and property. The pressure for general intervention under such conditions it might not be practicable to resist. It is impossible to foresee or reckon the consequences of such a course, and we must use the greatest self-restraint to avoid it. Pending my urgent representation to the Mexican government, I cannot therefore order the troops at Douglas to cross the border, but I must ask you and the local authorities, in case the same danger recurs, to direct the people of Douglas to place themselves where bullets cannot reach them and thus avoid casualty. I am loath to endanger Americans in Mexico, where they are necessarily exposed, by taking a radical step to prevent injury to Americans on our side of the border who can avoid it by a temporary inconvenience."

I am glad to say that no further invasion of American rights of any substantial character occurred.

The presence of a large military and naval force available for prompt action near the Mexican border proved to be most fortunate under the somewhat trying conditions presented by this invasion of American rights. Had no movement theretofore taken place and because of these events it had been necessary then to bring about the mobilization, it must have had sinister significance. On the other hand, the presence of the troops before and at the time of the unfortunate killing and wounding of American citizens at Douglas made clear that the restraint exercised by our government in regard to this occurrence was not due to a lack of force or power to deal with it promptly and aggressively, but was due to a real desire to use every means possible to avoid direct intervention in the affairs of our neighbor, whose friendship we valued and were most anxious to retain.

The policy and action of this government were based upon an earnest friendliness for the Mexican people as a whole, and it is a matter of gratification to note that this attitude of strict impartiality as to all factions in Mexico and of sincere friendship

for the neighboring nation, without regard for party allegiance, has been generally recognized and has resulted in an even closer and more sympathetic understanding between the two republics and a warmer regard one for the other. Action to suppress violence and restore tranquility throughout the Mexican republic was of peculiar interest to this government, in that it concerned the safeguarding of American life and property in that country. The government of the United States had occasion to accord permission for the passage of a body of Mexican rurales through Douglas, Ariz., to Tia Juana, Mexico, for the suppression of general lawlessness which had for some time existed in the region of northern Lower California.

On May 25, 1911, President Diaz resigned and Senor de la Barra was chosen provisional president. Elections for president and vice-president were thereafter held throughout the republic, and Senor Francisco I. Madero was formally declared elected on Oct. 15 to the chief magistracy. On Nov. 6 President Madero entered upon the duties of his office.

Since the inauguration of President Madero a plot has been unearthed against the present government, to begin a new insurrection. Pursuing the same consistent policy which this administration has adopted from the beginning, it directed an investigation into the conspiracy charged, and this investigation has resulted in the indictment of Gen. Bernardo Reyes and others and the seizure of a number of officers and men and horses and accoutrements assembled upon the soil of Texas for the purpose of invading Mexico. Similar proceedings have been taken during the insurrection against the Diaz government, resulting in the indictment and prosecution of persons found to be engaged in violating the neutrality laws of the United States in aid of that uprising.

The record of this government in respect of the recognition of constituted authority in Mexico therefore is clear.

As to the situation in Central America, I have taken occasion in the past to emphasize most strongly the importance that should be attributed to the consummation of the conventions between the republics of Nicaragua and of Honduras and this country, and I again earnestly recommend that the necessary advice and consent of the senate be accorded to these treaties, which will make it possible for these Central American republics to enter upon an era of genuine economic national development. The government of Nicaragua, which has already taken favorable action on the convention, has found it necessary, pending the exchange of final ratifications, to enter into negotiations with American bankers for the purpose of securing a temporary loan to relieve the present financial tension. In connection with this temporary loan and in the hope of concluding, through the financial cooperation of the convention, a complete and lasting economic regeneration, the government of Nicaragua has also decided to engage an American citizen as collector-general of customs.

The claims commission, on which the services of two American citizens have been sought, and the work of the American financial adviser should accomplish a lasting good of inestimable benefit to the prosperity, commerce and peace of the republic. In considering the ratification of the conventions with Nicaragua and Honduras, there rests with the United States the heavy responsibility of the fact that their rejection here might destroy the progress made and consign the republics concerned to still deeper submergence in bankruptcy, revolution and national jeopardy.

Our relations with the republic of Panama, peculiarly important, due to mutual obligations and the vast interests created by the canal, have continued in the usual friendly manner, and we have been glad to make appropriate expressions of our attitude of sympathetic interest in the endeavors of our neighbor in undertaking the development of the rich resources of the country. With reference to the internal political affairs of the republic, our obvious concern is in the maintenance of public peace and constitutional order and the fostering of the general interests created by the actual relations of the two countries, without the manifestation of

any preference for the success of either of the political parties.

THE PAN AMERICAN UNION.

The Pan American union, formerly known as the bureau of American republics, maintained by the joint contributions of all the American nations, has during the last year enlarged its practical work as an international organization and continued to prove its usefulness as an agency for the mutual development of commerce, better acquaintance and closer intercourse between the United States and her sister American republics.

THE FAR EAST.

THE CHINESE LOANS.

The past year has been marked in our relations with China by the conclusion of two important international loans, one for the construction of the Hukuang railways, the other for the carrying out of the currency reform to which China was pledged by treaties with the United States, Great Britain and Japan, of which mention was made in my last annual message.

It will be remembered that early in 1909 an agreement was consummated among British, French and German financial groups whereby they proposed to lend the Chinese government funds for the construction of railways in the provinces of Hunan and Hupeh, reserving for their nationals the privilege of engineering the construction of the lines and of furnishing the materials required for the work. After negotiations with the governments and groups concerned an agreement was reached whereby American, British, French and German nationals should participate upon equal terms in this important and useful undertaking. Thereupon the financial groups, supported by their respective governments, began negotiations with the Chinese government which terminated in a loan to China of \$30,000,000, with the privilege of increasing the amount to \$50,000,000. The co-operative construction of these trunk lines should be of immense advantage, materially and otherwise, to China and should greatly facilitate the development of the bountiful resources of the empire. On the other hand, a large portion of these funds is to be expended for materials, American products having equal preference with those of the other three lending nations, and as the contract provides for branches and extensions subsequently to be built on the same terms, the opportunities for American materials will reach considerable proportions.

Knowing the interest of the United States in the reform of Chinese currency, the Chinese government, in the autumn of 1910, sought the assistance of the American government to procure funds with which to accomplish that all important reform. In the course of the subsequent negotiations there was combined with the proposed currency loan one for certain industrial developments in Manchuria, the two loans aggregating the sum of \$50,000,000. While this was originally to be solely an American enterprise, the American government, consistently with its desire to secure a sympathetic and practical cooperation of the great powers toward maintaining the principle of equality of opportunity and the administrative integrity of China, urged the Chinese government to admit to participation in the currency loan the associates of the American group in the Hukuang loan. While of immense importance in itself, the reform contemplated in making this loan is but preliminary to other and more comprehensive fiscal reforms which will be of incalculable benefit to China and foreign interests alike, since they will strengthen the Chinese empire and promote the rapid development of international trade.

When these negotiations were begun it was understood that a financial adviser was to be employed by China in connection with the reform, and in order that absolute equality in all respects among the lending nations might be scrupulously observed, the American government proposed the nomination of a neutral adviser, which was agreed to by China and the other governments concerned. On Sept. 28, 1911, Dr. Vissering, president of the Dutch Java bank and a financier of wide experience in the orient, was recommended to the Chinese government for the post of monetary adviser.

Especially important at the present, when the ancient Chinese empire is shaken by civil war incidental to its awakening to the many influences and activities of modernization, are the co-operative policy of good understanding which has been fostered by the international projects referred to above and the general sympathy of view among all the powers interested in the far east. While safeguarding the interests of our nationals, this government is using its best efforts in continuance of its traditional policy of sympathy and friendship toward the Chinese empire and its people, with the confident hope for their economic and administrative development, and with the constant disposition to contribute to their welfare in all proper ways consistent with an attitude of strict impartiality as between contending factions.

For the first time in the history of the two countries, a Chinese cruiser, the Haichi, under the command of Admiral Ching, recently visited New York, where the officers and men were given a cordial welcome.

NEW JAPANESE TREATY.

The treaty of commerce and navigation between the United States and Japan, signed in 1894, would by a strict interpretation of its provisions have terminated on July 17, 1912. Japan's general treaties with the other powers, however, terminated in 1911, and the Japanese government expressed an earnest desire to conduct the negotiations for a new treaty with the United States simultaneously with its negotiations with the other powers. There were a number of important questions involved in the treaty, including the immigration of laborers, revision of the customs tariff and the right of Americans to hold real estate in Japan. The United States consented to waive all technicalities and to enter at once upon negotiations for a new treaty on the understanding that there should be a continuance throughout the life of the treaty of the same effective measures for the restriction of immigration of laborers to American territory which had been in operation with entire satisfaction to both governments since 1908. The Japanese government accepted this basis of negotiation, and a new treaty was quickly concluded, resulting in a highly satisfactory settlement of the other questions referred to.

A satisfactory adjustment has also been effected of the questions growing out of the annexation of Korea by Japan.

The recent visit of Admiral Count Togo to the United States as the nation's guest afforded a welcome opportunity to demonstrate the friendly feeling so happily existing between the two countries.

SIAM.

There has been a change of sovereigns in Siam and the American minister at Bangkok was accredited in a special capacity to represent the United States at the coronation ceremony of the new king.

EUROPE AND THE NEAR EAST.

In Europe and the near east, during the past twelvemonth, there has been at times considerable political unrest. The Moroccan question, which for some months was the cause of great anxiety, happily appears to have reached a stage at which it need no longer be regarded with concern. The Ottoman empire was occupied for a period by strife in Albania and is now at war with Italy. In Greece and the Balkan countries the disquieting potentialities of this situation have been more or less felt. Persia has been the scene of a long internal struggle. These conditions have been the cause of uneasiness in European diplomacy, but thus far without direct political concern to the United States.

In the war which unhappily exists between Italy and Turkey this government has no direct political interest, and I took occasion at the suitable time to issue a proclamation of neutrality in that conflict. At the same time all necessary steps have been taken to safeguard the personal interests of American citizens and organizations in so far as affected by the war.

COMMERCE WITH THE NEAR EAST.

In spite of the attendant economic uncertainties and detriments to commerce, the United States has

gained markedly in its commercial standing with certain of the nations of the near east. Turkey, especially, is beginning to come into closer relations with the United States through the new interest of American manufacturers and exporters in the possibilities of those regions, and it is hoped that foundations are being laid for a large and mutually beneficial exchange of commodities between the two countries. This new interest of Turkey in American goods is indicated by the fact that a party of prominent merchants from a large city in Turkey recently visited the United States to study conditions of manufacture and export here and to get into personal touch with American merchants, with a view to co-operating more intelligently in opening up the markets of Turkey. Another indication of this new interest of America in the commerce of the near east is the recent visit of a large party of American merchants and manufacturers to central and eastern Europe, where they were entertained by prominent officials and organizations of the large cities, and new bonds of friendship and understanding were established which cannot but lead to closer and greater commercial interchange.

CORONATION OF KING GEORGE V.

The 22d of June of the present year marked the coronation of His Britannic Majesty King George V. In honor of this auspicious occasion I sent a special embassy to London. The courteous and cordial welcome extended to this government's representatives by his majesty and the people of Great Britain has further emphasized the strong bonds of friendship happily existing between the two nations.

SETTLEMENT WITH GREAT BRITAIN.

As the result of a determined effort on the part of both Great Britain and the United States to settle all of their outstanding differences a number of treaties have been entered into between the two countries in recent years, by which nearly all of the unsettled questions between them of any importance have either been adjusted by agreement or arrangements made for their settlement by arbitration. A number of the unsettled questions referred to consist of pecuniary claims presented by each country against the other, and in order that as many of these claims as possible should be settled by arbitration a special agreement for that purpose was entered into between the two governments on the 15th day of August, 1910, in accordance with article II. of the general arbitration treaty with Great Britain of April 4, 1903. Pursuant to the provisions of this special agreement a schedule of claims has already been agreed upon, and the special agreement, together with this schedule, received the approval of the senate when submitted to it for that purpose at the last session of congress. Negotiations between the two governments for the preparation of an additional schedule of claims are already well advanced, and it is my intention to submit such schedule as soon as it is agreed upon to the senate for its approval, in order that the arbitration proceedings may be undertaken at an early date. In this connection the attention of congress is particularly called to the necessity for an appropriation to cover the expense incurred in submitting these claims to arbitration.

PRESENTATION OF VON STEUBEN STATUE.

In pursuance of the act of congress, approved June 23, 1910, the secretary of state and the joint committee on the library entered into a contract with the sculptor, Albert Jaegers, for the execution of a bronze replica of the statue of Gen. von Steuben erected in Washington, for presentation to his majesty the German emperor and the German nation in recognition of the gift of the statue of Frederick the Great made by the emperor to the people of the United States.

The presentation was made on Sept. 2 last by representatives whom I commissioned as the special mission of this government for the purpose.

The German emperor has conveyed to me by telegraph, on his own behalf and that of the German people, an expression of appreciative thanks for this action of congress.

RUSSIA AND AMERICA.

By direction of the state department our ambassador to Russia has recently been having a series of conferences with the minister of foreign affairs of Russia with a view to securing a clearer understanding and construction of the treaty of 1832 between Russia and the United States and the modification of any existing Russian regulations which may be found to interfere in any way with the full recognition of the rights of American citizens under this treaty. I believe that the government of Russia is addressing itself seriously to the need of changing the present practice under the treaty and that sufficient progress has been made to warrant the continuance of those conferences in the hope that there may soon be removed any justification of the complaints of treaty violation now prevalent in this country.

I expect that immediately after the Christmas recess I shall be able to make a further communication to congress on this subject.

LIBERIA.

Negotiations for the amelioration of conditions found to exist in Liberia by the American commission, undertaken through the department of state, have been concluded and it is only necessary for certain formalities to be arranged in securing the loan which it is hoped will place that republic on a practical financial and economic footing.

RECOGNITION OF PORTUGUESE REPUBLIC.

The national constituent assembly, regularly elected by the vote of the Portuguese people, having on June 19 last unanimously proclaimed a republican form of government, the official recognition of the government of the United States was given to the new republic in the afternoon of the same day.

SPITZBERGEN ISLANDS.

Negotiations for the betterment of conditions existing in the Spitzbergen islands and the adjustment of conflicting claims of American citizens and Norwegian subjects to lands in that archipelago are still in progress.

The supplementary protocol to The Hague convention for the establishment of an international prize court, mentioned in my last annual message, embodying stipulations providing for an alternative procedure which would remove the constitutional objection to that part of The Hague convention which provides that there may be an appeal to the proposed court from the decisions of national courts, has received the signature of the governments parties to the original convention and has been ratified by the government of the United States, together with the prize court convention.

The deposit of the ratifications with the government of the Netherlands awaits action by the powers on the declaration, signed at London on Feb. 25, 1909, of the rules of international law to be recognized within the meaning of article VII. of The Hague convention for the establishment of an international prize court.

The fur seal controversy, which for nearly twenty-five years has been the source of serious friction between the United States and the powers bordering upon the north Pacific ocean, whose subjects have been permitted to engage in pelagic sealing against the fur seal herds having their breeding grounds within the jurisdiction of the United States, has at last been satisfactorily adjusted by the conclusion of the north Pacific sealing convention entered into between the United States, Great Britain, Japan and Russia on the 7th of July last. This convention is a conservation measure of very great importance, and if it is carried out in the spirit of reciprocal concession and advantage upon which it is based there is every reason to believe that not only will it result in preserving the fur seal herds of the north Pacific ocean and restoring them to their former value for the purposes of commerce, but also that it will afford a permanently satisfactory settlement of a question the only other solution of which seemed to be the total destruction of the fur seals. In another aspect, also, this convention is of importance in that it furnishes an illustration of the feasibility of securing a general international game law for the protection of other

mammals of the sea, the preservation of which is of importance to all the nations of the world.

The attention of congress is especially called to the necessity for legislation on the part of the United States for the purpose of fulfilling the obligations assumed under this convention, to which the senate gave its advice and consent on the 24th day of July last.

INDUSTRIAL PROPERTY UNION.

The conference of the International Union for the Protection of Industrial Property, which, under the authority of congress, convened at Washington on May 16, 1911, closed its labors on June 2, 1911, by the signature of three acts, as follows:

(1) A convention revising the Paris convention of March 20, 1883, for the protection of industrial property, as modified by the additional act signed at Brussels on Dec. 14, 1900;

(2) An arrangement to replace the arrangement signed at Madrid on April 14, 1891, for the international registration of trade marks, and the additional act with regard thereto signed at Brussels on Dec. 14, 1900; and

(3) An arrangement to replace the arrangement signed at Madrid on April 14, 1891, relating to the repression of false indication of production of merchandise.

The United States is a signatory of the first convention only, and this will be promptly submitted to the senate.

INTERNATIONAL OPIUM COMMISSION.

In a special message transmitted to the congress on the 7th of January, 1911, in which I concurred in the recommendations made by the secretary of state in regard to certain needful legislation for the control of our interstate and foreign traffic in opium and other menacing drugs, I quoted from my annual message of Dec. 7, 1909, in which I announced that the results of the international opium commission held at Shanghai in February, 1909, at the invitation of the United States, had been laid before this government; that the report of that commission showed that China was making remarkable progress and admirable efforts toward the eradication of the opium evil; that the interested governments had not permitted their commercial interests to prevent their co-operation in this reform; and, as a result of collateral investigations of the opium question in this country, I recommended that the manufacture, sale and use of opium in the United States should be more rigorously controlled by legislation.

Prior to that time and in continuation of the policy of this government to secure the co-operation of the interested nations the United States proposed an international opium conference with full powers for the purpose of clothing with the force of international law the resolutions adopted by the above mentioned commission, together with their essential corollaries. The other powers concerned cordially responded to the proposal of this government, and, I am glad to be able to announce, representatives of all the powers assembled in conference at The Hague on the first of this month.

Since the passage of the opium exclusion act more than twenty states have been animated to modify their pharmacy laws and bring them in accord with the spirit of that act, thus stamping out, to a measure, the intrastate traffic in opium and other habit forming drugs. But, although I have urged on the congress the passage of certain measures for federal control of the interstate and foreign traffic in these drugs, no action has yet been taken. In view of the fact that there is now sitting at The Hague so important a conference, which has under review the municipal laws of the different nations for the mitigation of their opium and other allied evils, a conference which will certainly deal with the international aspects of these evils, it seems to me most essential that the congress should take immediate action on the antinarcotic legislation to which I have already called attention by a special message.

BUENOS AIRES CONVENTIONS.

The four important conventions signed at the fourth Pan American conference at Buenos Aires, providing for the regulation of trade marks, patents and copyrights, and for the arbitration of pecuniary

claims, have, with the advice and consent of the senate, been ratified on the part of the United States and the ratifications have been deposited with the government of the Argentine republic in accordance with the requirements of the conventions. I am not advised that similar action has been taken by any other of the signatory governments.

One of the notable advances in international morality accomplished in recent years was an arrangement entered into on April 13 of the present year between the United States and other powers for the repression of the circulation of obscene publications.

In my last annual message I referred to the tariff negotiations of the department of state with foreign countries in connection with the application, by a series of proclamations, of the minimum tariff of the United States to importations from the several countries, and I stated that, in its general operation, section 2 of the new tariff law had proved a guaranty of continued commercial peace, although there were, unfortunately, instances where foreign governments dealt arbitrarily with American interests within their jurisdiction in a manner injurious and inequitable. During the past year some instances of discriminatory treatment have been removed, but I regret to say that there remain a few cases of differential treatment adverse to the commerce of the United States. While none of these instances now appears to amount to undue discrimination in the sense of section 2 of the tariff law of Aug. 5, 1909, they are all exceptions to that complete degree of equality of tariff treatment that the department of state has consistently sought to obtain for American commerce abroad.

While the double tariff feature of the tariff law of 1909 has been amply justified by the results achieved in removing former and preventing new undue discriminations against American commerce, it is believed that the time has come for the amendment of this feature of the law in such way as to provide a graduated means of meeting varying degrees of discriminatory treatment of American commerce in foreign countries as well as to protect the financial interests abroad of American citizens against arbitrary and injurious treatment on the part of foreign governments through either legislative or administrative measures.

It would also seem desirable that the maximum tariff of the United States should embrace within its purview the free list, which is not the case at the present time in order that it might have reasonable significance to the governments of those countries from which the importations into the United States are confined virtually to articles on the free list.

The fiscal year ended June 30, 1911, shows great progress in the development of American trade. It was noteworthy as marking the highest record of exports of American products to foreign countries, the valuation being in excess of \$2,000,000,000. These exports showed a gain over the preceding year of more than \$300,000,000.

FACILITIES FOR FOREIGN TRADE.

There is widespread appreciation expressed by the business interests of the country as regards the practical value of the facilities now offered by the department of state and the department of commerce and labor for the furtherance of American commerce. Conferences with their officers at Washington who have an expert knowledge of trade conditions in foreign countries and with consular officers and commercial agents of the department of commerce and labor who, while on leave of absence, visit the principal industrial centers of the United States, have been found of great value. These trade conferences are regarded as a particularly promising method of governmental aid in foreign trade promotion. The department of commerce and labor has arranged to give publicity to the expected arrival and the itinerary of consular officers and commercial agents while on leave in the United States, in order that trade organizations may arrange for conferences with them.

As I have indicated, it is increasingly clear that to obtain and maintain that equity and substantial equality of treatment essential to the flourishing

foreign trade, which becomes year by year more important to the industrial and commercial welfare of the United States, we should have a flexibility of tariff sufficient for the give and take of negotiation by the department of state on behalf of our commerce and industry.

NEED FOR AMERICAN MERCHANT MARINE.

I need hardly reiterate the conviction that there should speedily be built up an American merchant marine. This is necessary to assure favorable transportation facilities to our great ocean borne commerce as well as to supplement the navy with an adequate reserve of ships and men. It would have the economic advantage of keeping at home part of the vast sums now paid foreign shipping for carrying American goods. All the great commercial nations pay heavy subsidies to their merchant marine, so that it is obvious that without some wise aid from the congress the United States must lag behind in the matter of merchant marine in its present anomalous position.

Legislation to facilitate the extension of American banks to foreign countries is another matter in which our foreign trade needs assistance.

CHAMBERS OF FOREIGN COMMERCE.

The interests of our foreign commerce are non-partisan, and as a factor in prosperity are as broad as the land. In the dissemination of useful information and in the co-ordination of effort certain unofficial associations have done good work toward the promotion of foreign commerce. It is cause for regret, however, that the great number of such associations and the comparative lack of co-operation between them fails to secure an efficiency commensurate with the public interest. Through the agency of the department of commerce and labor, and in some cases directly, the department of state transmits to reputable business interests information of commercial opportunities, supplementing the regular published consular reports. Some central organization in touch with associations and chambers of commerce throughout the country and able to keep purely American interests in closer touch with different phases of commercial affairs would, I believe, be of great value. Such organization might be managed by a committee composed of a small number of those now actively carrying on the work of some of the larger associations, and there might be added to the committee, as members ex officio, one or two officials of the department of state and one or two officials from the department of commerce and labor and representatives of the appropriate committees of congress. The authority and success of such an organization would evidently be enhanced if the congress should see fit to prescribe its scope and organization through legislation which would give to it some such official standing as that, for example, of the National Red Cross.

With these factors and the continuance of the foreign service establishment (departmental, diplomatic and consular) upon the high plane where it has been placed by the recent reorganization, this government would be abreast of the times in fostering the interests of its foreign trade, and the rest must be left to the energy and enterprise of our business men.

IMPROVEMENT OF THE FOREIGN SERVICE.

The entire foreign service organization is being improved and developed with especial regard to the requirements of the commercial interests of the country. The rapid growth of our foreign trade makes it of the utmost importance that governmental agencies through which that trade is to be aided and protected should possess a high degree of efficiency. Not only should the foreign representatives be maintained upon a generous scale in so far as salaries and establishments are concerned, but the selection and advancement of officers should be definitely and permanently regulated by law so that the service shall not fall to attract men of high character and ability. The experience of the past few years with a partial application of civil service rules to the diplomatic and consular service leaves no doubt in my mind of the wisdom of a wider and more permanent extension of those principles to both branches of the foreign service. The

men selected for appointment by means of the existing executive regulations have been of a far higher average of intelligence and ability than the men appointed before the regulations were promulgated. Moreover, the feeling that under the existing rules there is reasonable hope for permanence of tenure during good behavior and for promotion for meritorious service has served to bring about a zealous activity in the interests of the country, which never before existed or could exist.

It is my earnest conviction that the enactment into law of the general principles of the existing regulations cannot fail to effect further improvement in both branches of the foreign service by providing greater inducement for young men of character and ability to seek a career abroad in the service of the government, and an incentive to those already in the service to put forth greater efforts to attain the high standards which the successful conduct of our international relations and commerce require.

I therefore again commend to the favorable action of the congress the enactment of a law applying to the diplomatic and consular service the principles

embodied in section 1753 of the revised statutes of the United States, in the civil service act of Jan. 16, 1883, and the executive orders of June 27, 1906, and of Nov. 26, 1909. In its consideration of this important subject I desire to recall to the attention of the congress the very favorable report made on the Lowden bill for the improvement of the foreign service by the foreign affairs committee of the house of representatives. Available statistics show the strictness with which the merit system has been applied to the foreign service during recent years and the absolute nonpartisan selection of consuls and diplomatic service secretaries, who, indeed, far from being selected with any view to political consideration, have actually been chosen to a disproportionate extent from states which would have been unrepresented in the foreign service under the system which it is to be hoped is now permanently obsolete. Some legislation for the perpetuation of the present system of examinations and promotions upon merit and efficiency would be of great value to our commercial and international interests. WILLIAM H. TAFT.

The White House, Dec. 7, 1911.

ILLINOIS POPULATION OF SCHOOL AGE (1910).

[From report of bureau of census]

County.	Under 21.	County.	Under 21.	County.	Under 21.	County.	Under 21.
Adams	24,030	Ford	7,351	Livingston	17,483	Putnam	3,469
Alexander	9,168	Franklin	13,179	Logan	13,358	Randolph	12,991
Bond	7,852	Fulton	21,071	McDonough	10,953	Richland	7,112
Boone	6,099	Gallatin	7,400	McHenry	13,441	Rock Island	25,596
Brown	4,336	Greene	9,587	McLean	27,351	St. Clair	49,746
Bureau	19,164	Grundy	11,376	Macon	22,057	Saline	15,065
Calhoun	4,238	Hamilton	9,408	Macoupin	22,925	Sangamon	37,082
Carroll	6,999	Hancock	12,182	Madison	38,445	Schuyler	6,671
Cass	7,283	Hardin	3,651	Marion	16,124	Scott	4,385
Champaign	21,702	Henderson	4,263	Marshall	6,729	Shelby	14,258
Christian	15,146	Henry	16,387	Mason	7,565	Stark	4,199
Clark	10,646	Iroquois	16,094	Massac	6,517	Stephenson	14,115
Clay	8,903	Jackson	16,910	Menard	5,545	Tazewell	14,758
Clinton	11,172	Jasper	8,974	Mercer	8,032	Union	10,277
Coles	14,963	Jefferson	14,106	Monroe	6,385	Vermilion	31,339
Cook	950,369	Jersey	8,824	Montgomery	15,307	Wabash	6,926
Crawford	12,010	Jo Daviess	7,349	Morgan	13,250	Warren	9,099
Cumberland	6,733	Kane	7,349	Moultrie	6,683	Washington	9,028
DeKalb	12,842	Kankakee	16,662	Ogle	10,986	Wayne	12,966
Dewitt	7,991	Kendall	4,330	Peoria	36,017	White	11,100
Douglas	8,612	Knox	17,440	Perry	10,792	Whiteside	14,109
Dupage	14,096	Lake	21,857	Piatt	7,088	Will	35,108
Edgar	11,562	La Salle	29,017	Pike	12,142	Williamson	21,939
Edwards	4,515	Lawrence	10,404	Pope	5,703	Winnebago	23,632
Effingham	9,275	Lee	11,185	Pulaski	7,548	Woodford	9,319
Fayette	13,918						

CHICAGO JUVENILE COURT STATISTICS.

	1908.	1909.	1910.	Dec. 1, 1906.	Dec. 1, 1907.	Dec. 1, 1908.	Dec. 1, 1909.	Dec. 1, 1910.
Delinquent boys in court	1,651	1,352	1,161					
Delinquent girls in court	517	464	475	2,599	2,540	1,779	1,283	1,081
Dependent boys in court	876	852	961	343	396	336	325	294
Dependent girls in court	707	677	699					
Delinquents put on probation	1,150	929	709	2,942	2,936	2,115	1,608	1,375
Dependents put on probation	529	415	452	3,296	3,294	2,358	1,802	1,585
Delinquents sent to institutions	772	673	741	1,105	1,201	987	955	938
Dependents sent to institutions	1,025	1,013	1,075					
Delinquents dismissed	226	198	171					
Dependents dismissed	29	53	68					
Boys held to grand jury	15	4						

JUVENILE DETENTION HOME.

Year ended Nov. 30, 1910.

Delinquent boys received	2,185
Delinquent girls received	533
Dependent boys received	409
Dependent girls received	317
Total number received	3,444
Daily average population	97
Total meals for children	73,357

TOTAL CHILDREN ON PROBATION.

	Dec. 1, 1906.	Dec. 1, 1907.	Dec. 1, 1908.	Dec. 1, 1909.	Dec. 1, 1910.
Dependent boys	697	754	579	549	504
Dependent girls	762	805	651	630	644
Total dependents	1,459	1,559	1,230	1,149	1,148

MINE DISASTER AT BRICEVILLE, TENN.

More than 100 men were entombed by an explosion in the Cross Mountain coal mine at Briceville, Tenn., Dec. 9, 1911. Rescue work was made extremely dangerous by gas, but heroic efforts were

made, and on the 11th five men were taken out alive while twenty-two dead bodies had been recovered.

PROHIBITION PARTY CONVENTION.

At a meeting of the prohibition party national committee in Chicago, Dec. 6, 1911, it was decided to hold the national nominating convention of 1912

in Atlantic City, N. J., between June 20 and July 20, the exact date to be fixed by the national chairman.



JAS. S. McCULLOUGH

FROM PHOTO BY GEORGE SPRINGFIELD, ILL.



THE CAPITOL



JAMES A. ROSE

FROM PHOTO BY KESSLER, SPRINGFIELD, ILL.




WM. K. STEAD

FROM PHOTO BY HYDE PARK STUDIO.



CHARLES S. DENEEN

FROM PHOTO BY ROOT, CHICAGO.



LAWRENCE Y. SHERMAN

FROM PHOTO BY EMERY, COLORADO SPRINGS



FRANCIS G. BLAIR




FRED W. POTTER



JOHN G. OGLESBY

FROM PHOTO BY GEORGE SPRINGFIELD, ILL.



EXECUTIVE MANSION



E. E. MITCHELL

FROM PHOTO BY FORD, CARBONDALE, ILL.

ILLINOIS STATE OFFICIALS.

ILLINOIS CIVIL LIST.

Corrected to Dec. 1, 1911.

EXECUTIVE DEPARTMENT. Salary.

Governor—Charles S. Deneen, R., Cook county.....	\$12,000
Lieutenant-Governor—John G. Oglesby, R., Logan county.....	2,500
Secretary of State—James A. Rose, R., Pope county.....	7,500
Auditor—James S. McCullough, R., Champaign county.....	7,500
Treasurer—Edw. E. Mitchell, Jackson county.....	10,000
Superintendent of Public Instruction—Francis G. Blair, R., Coles county.....	7,500
Attorney-General—William H. Stead, R., La-Salle county.....	10,000
Insurance Superintendent—Fred W. Potter.....	5,000
The Adjutant-General—Col. F. S. Dickson.....	5,000

THE SUPREME COURT.

The Supreme court consists of seven judges, elected for a term of nine years, one from each of the seven districts into which the state is divided. The election is held in June of the year in which any term expires.

JUSTICES.

Dist.	Salary	Term expires.
1. Wm. B. Fisher, St. Louis.....	\$10,000	June, 1915
2. Wm. M. Farmer, chief justice, Vandalia.....		June, 1915
3. Frank K. Dunn, Charleston.....		June, 1915
4. George A. Cooke, Alledo.....		June, 1915
5. John P. Hand, Cambridge.....		June, 1915
6. James H. Cartwright, Oregon.....		June, 1915
7. Orrin N. Carter, Chicago.....		June, 1915
Reporter—Samuel P. Irwin, Bloomington; salary, \$6,000.		

Clerk—J. McCann Davis.

Librarian—Ralph H. Wilkin; salary, \$2,400.

Terms of court are held in Springfield, commencing on the first Tuesday in February, April, June, October and December.

BOARD OF LAW EXAMINERS.

George W. Wall, president.....	DuQuoin
Wm. B. Wright, secretary and treasurer.....	Effingham
Charles L. Bartlett.....	Quincy
Russell Whitman.....	Chicago
D. B. Snow.....	Ottawa

COURT OF CLAIMS.

Office in Springfield. Salary, \$1,500.

Lawrence B. Stringer.....	Lincoln
William Johnson.....	Rockford
A. G. Kennedy.....	DeKalb
Secretary—J. S. McCullough, ex officio.	

UNIVERSITY OF ILLINOIS.

Located at Champaign and Urbana.

Board of trustees.

Ex Officio Members—The governor, the president of the state board of agriculture, the state superintendent of public instruction.

Mary E. Insey, Urbana.....	1917
Oris W. Holt, Geneseo, Chicago.....	1917
William L. Abbott, Chicago.....	1917
Arthur Meeker, Chicago.....	1915
Frederick L. Hatch, Spring Grove.....	1913
Carrie T. Alexander, Belleville.....	1913
Laura B. Evans, Taylorville.....	1915
A. P. Gront, Winchester.....	1913
Allen F. Moore, Monticello.....	1915

(Ex officio members as above.)

President of University—Dr. Edmund J. James.
Secretary and Registrar—Charles Maxwell McConn, Urbana.

Comptroller—Prof. S. W. Shattuck, Champaign.

STATE NORMAL UNIVERSITY.

Located at Normal.

Managed by state board of education.

Francis G. Blair, ex officio.....	Springfield
Charles L. Capen.....	Bloomington
William R. Sandham.....	Wyoming
E. R. E. Kimbrough.....	Danville
Mrs. Ella F. Young.....	Chicago
Frank B. Stitt.....	El Paso
Forrest F. Cook.....	Galesburg
Frank A. Kerns.....	Wyoming

Jacob L. Bailey.....	Macomb
P. R. Walker.....	Rockford
Joseph L. Robertson.....	Peoria
B. O. Willard.....	Rushville
Solomon H. Trego.....	Clayton
President—David Felmley.	

TRUSTEES EASTERN STATE NORMAL SCHOOL.

Located at Charleston.

Brent H. Pinnell.....	Kansas
John H. Marshall.....	Charleston
John S. Culp.....	Bethalto
Clarence H. Oxman.....	Grayville
Scott Burgett.....	Newman
Francis G. Blair, ex officio.....	Springfield
President—L. C. Lord.	

TRUSTEES WESTERN STATE NORMAL SCHOOL.

Located at Macomb.

John M. Keefer.....	Macomb
Fred R. Jelliff.....	Galesburg
John A. Mead.....	Augusta
Louis H. Hanna.....	Monmouth
J. E. Malms.....	Stronghurst
Francis G. Blair, ex officio.....	Springfield
Acting Principal—John E. McGilvrey.	

TRUSTEES SOUTHERN NORMAL UNIVERSITY.

Located at Carbondale.

J. M. Burkhardt.....	Marion
Hugh Lauder.....	Carbondale
William F. Bundy.....	Centralia
H. T. Goddard.....	Mount Carmel
William M. Grissom, Jr.....	Vienna
Francis G. Blair, ex officio.....	Springfield
President—D. B. Parkinson.	

TRUSTEES NORTHERN STATE NORMAL SCHOOL.

Located at DeKalb.

A. A. Goodrich.....	Chicago
J. J. McLallen.....	Aurora
Leroy A. Goddard.....	Chicago
Isaac F. Edwards.....	Dixon
Francis G. Blair, ex officio.....	Springfield
President—John W. Cook.	

TRUSTEES OF STATE HISTORICAL LIBRARY.

Located at Springfield. Salary of librarian, \$2,000.

Evarts B. Green.....	Urbana
Otto L. Schmidt.....	Chicago
C. H. Rammelkamp.....	Jacksonville
Librarian—Mrs. J. P. Weber.	

STATE BOARD OF AGRICULTURE 1911-1912.

President—George A. Anthony, Kewanee.

Vice-President at Large—John M. Crebs, Carmi.

Secretary—J. K. Dickinson, Springfield. Salary, \$2,000.

Treasurer—J. F. Prather, Williamsville.

Dist. VICE-PRESIDENTS.

1. Martin Conrad.....	Chicago
2. Robert O'Dwyer.....	Chicago
3. George H. Cooper.....	Mokena
4. Albert Wallerstein.....	Chicago
5. August W. Miller.....	Chicago
6. Dr. John B. Robertson.....	Chicago
7. J. J. McComb.....	Chicago
8. Louis F. Wilk.....	Chicago
9. J. F. Rehm.....	Chicago
10. W. E. Davis.....	Libertyville
11. C. F. Dike.....	North Crystal Lake
12. George H. Madden.....	Mendota
13. J. E. Taggart.....	Ridott
14. E. B. David.....	Alledo
15. W. F. Aten.....	Ray
16. James K. Hopkins.....	Princeton
17. Hlett B. Taylor.....	Fairbury
18. B. M. Davison.....	Marshall
19. D. J. T. Montgomery.....	Charleston
20. L. O. Skiles.....	Virginia
21. Charles M. Woods.....	Springfield
22. John S. Culp.....	Bethalto
23. Thomas S. Marshall.....	Metropolis
24. John W. Shaw.....	Harrisburg
25. Joab Goodall.....	Marion

BOARD OF COMMISSIONERS OF LABOR.Salary \$5 per day for thirty days.
Salary of secretary, \$2,500.

J. D. Peters.....	Carbondale
Frank B. Mott.....	Galesburg
M. H. Madden.....	Chicago
Secretary—David Rosa.....	Springfield

HORTICULTURAL SOCIETY.

Organized by act of March 24, 1874.

President—F. D. Vorls.....	Neoga
Vice-President—J. Mack Tanner.....	Springfield
Secretary—W. B. Lloyd.....	Kinmundy
Treasurer—J. W. Stanton.....	Richtevy

EXECUTIVE BOARD.

A. V. Schermerhorn, Ridgefarm.....	Central
Austin Powers, Sterling.....	Northern
W. R. Soverhill, Tiskilwa.....	Northern
A. M. Augustine, Normal.....	Central
J. C. B. Heaton, New Burnside.....	Southern
W. S. Perrine, Centralia.....	Southern

STATE GAME COMMISSIONER.

Salary, \$2,500.

J. A. Wheeler.....	Springfield
--------------------	-------------

ILLINOIS FARMERS' INSTITUTE.Created by act of June 24, 1895. Term, two years.
Salary of secretary, \$2,000.

President—E. W. Burroughs.....	Edwardsville
Vice-President—A. N. Abbott.....	Morrison
Secretary—H. A. McKeene.....	Springfield
Treasurer—A. P. Grout.....	Winchester
Auditor—Frank I. Mann.....	Gilman

BOARD OF DIRECTORS.

Ex Officio—Superintendent of public instruction, dean of the college of agriculture, president of state board of agriculture, president state horticultural society, president state dairymen's association.

Elected by congressional districts:

1. H. E. Young.....	Chicago
2. James Frake.....	Chicago
3. M. K. Sweet.....	Glenwood
4. John M. Clark.....	Chicago
5. C. P. Reynolds.....	Chicago
6. John C. Leonard.....	Chicago
7. Charles W. Farr.....	Chicago
8. James R. Clark.....	Chicago
9. J. F. Rehm.....	Chicago
10. R. F. Chittenden.....	Gurnee
11. J. P. Mason.....	Elgin
12. George F. Tullock.....	Rockford
13. A. N. Abbott.....	Morrison
14. William H. Ashdown.....	Port Byron
15. S. N. Black.....	Clayton
16. Ralph Allen.....	Delavan
17. S. B. Mason.....	Bloomington
18. F. I. Mann.....	Gilman
19. J. B. Burrows.....	Decatur
20. A. P. Grout.....	Winchester
21. Edward Grimes.....	Raymond
22. E. W. Burroughs.....	Edwardsville
23. A. V. Schermerhorn.....	Kinmundy
24. D. M. Marlin.....	Norris City
25. W. E. Braden.....	Cutler

INSPECTORS OF GRAIN.Winfield Scott Cowen, chief (salary, \$6,000).....Chicago
J. B. Stevenson (salary, \$2,400).....East St. Louis**FISH COMMISSIONERS.**

Salary, \$1,200.

Headquarters at Havana.

Elmer E. Caldwell.....	Havana
S. P. Bartlett, secretary.....	Quincy
Richard R. Meents.....	Ashkum

FISH WARDENS.

Salary, \$900.

1. John Huffmeyer.....	Chicago
2. W. E. Orr.....	Aurora
2. George Rohweder.....	Geneseo
4. L. E. Shyrock.....	Glasford
5. E. E. Caldwell.....	Havana
6. J. A. Harbouruc.....	Barry

7. William Courey.....	Bloomington
S. L. C. Helm.....	Marine
S. John Ude.....	Carmel

LIVE-STOCK COMMISSIONERS.Salary \$5 a day and expenses; of secretary, \$2,600;
of veterinarian, \$10 a day.
Office at Springfield.

Henry J. Beer.....	Blue Island
T. F. Russell.....	Pana
Phil S. Hauser.....	Taylorville
Secretary—C. A. Lowery.....	Springfield
State Veterinarian—James M. Wright.....	Chicago

BOARD OF VETERINARY EXAMINERS, PER DIEM, \$5.

C. H. Merrick, M. D. C.....	Okawville
John Scott, V. S.....	Peoria
Albert C. Worms, M. D. C.....	Chicago

STATE BOARD OF EQUALIZATION.

Salary, \$1,000.

Elected Nov. 3, 1908. Term of office four years.
Dist.

1. Louis E. Herrick, R.....	4209 Indiana-av., Chicago
2. A. Emil Anderson, R.....	9954 Avenue H, Chicago
3. Frank E. Christian, R.....	5313 Bishop-st., Chicago
4. Dennis E. Sullivan, D.....	5048 Ashland-av., Chicago
5. Edward J. Novak, D.....	368 S. Loomis-st., Chicago
6. Thomas W. Sennott, R.....	348 Ashland-bd., Chicago
7. James J. McComb, R.....	460 N. Hoyle-av., Chicago
8. Nicholas S. Budzban, D.....	48 Fry-st., Chicago
9. Charles McMahon, R.....	1303 Wolfram-st., Chicago
10. John A. Fishbleigh, R.....	2660 N. Robey-st., Chicago
11. Herbert S. Williams, R.....	Harvard
12. Edward H. Marsh, R.....	Rockford
13. Edmund Jackson, R.....	Fulton
14. William S. Brown, R.....	Macomb
15. Julius Kespohl, Jr., R.....	Quincy
16. Starr H. Beatty, R.....	Delavan
17. James M. Lyon, R.....	Pontiac
18. Frank P. Martin, R.....	Watska
19. John A. Reece, R.....	Decatur
20. Louis D. Hirschler, D.....	Pittsfield
21. A. W. Crawford, D.....	Girard
22. Utten S. Nixon, R.....	Alton
23. H. Gregory Weber, D.....	Carlyle
24. James B. Blackman, R.....	Harrisburg
25. John P. Nesbitt, R.....	Mound City

STATE ENTOMOLOGIST.

Prof. S. A. Forbes.....Urbana

STATE FOOD COMMISSIONER.Office, Manhattan building, Chicago. Salary, \$3,600.
A. H. Jones.....Robinson**FOOD STANDARD COMMISSION**Created by act of May, 14, 1907. Term, indefinite.
Per diem, \$15. Office at 435 South Dearborn street,
Chicago.

Walter S. Haines.....	Chicago
Charles E. M. Newton (state food commissioner ex officio).....	Wilmette

BOARD OF HEALTH.Office at Springfield. Salary of secretary, \$3,600.
G. W. Webster, M. D., president.....Chicago
James A. Egan, M. D., secretary.....Springfield
Charles J. Boswell, M. D.....Mounds
Henry Richings, M. D.....Rockford
R. E. Niedringhaus, M. D.....Granite City
Walter R. Schussler, M. D.....Orland
P. H. Wessel, M. D.....Moline**FACTORY INSPECTORS.**Office New Era building, Chicago. Salary.
Edgar T. Davies, chief, Chicago.....\$3,000
Barney Cohen, assistant, Chicago.....2,250**STATE MINING BOARD.**Office at Springfield. Salary \$5 per day and expenses while in service; of secretary, \$2,000.
Richard Newsam, M. E., president.....Peoria
Evan D. John.....Carbondale
Samuel M. Duggan.....Girard
William Spenny.....Canton
Martin H. Linskey, H. E.....Streator
Secretary—Martin Bolt.

MINE RESCUE STATION COMMISSION.

Created by act of March 4, 1910. Term, one year. Per diem, \$10. Stations located at Benton, LaSalle and Springfield.

John L. Schmidgall, Murphysboro.....	1911
Charles Krallman, Glen Carbon.....	1911
Charles Bennett, LaSalle.....	1911
Hector McAllister, Streator.....	1911
Il. H. Stock, secretary, Urbana.....	1911
J. A. Holmes, Washington, D. C.....	1911

Manager—Richard Newsam; salary, \$3,000.
 Superintendents—Salary, \$1,500.
 Benton—John C. Duncan.
 Springfield—G. H. Walmsley.
 LaSalle—Thomas English.

INSPECTORS OF MINES.

Dist. Salary, \$1,800 per annum.

1. Hector McAllister.....	Streator
2. Thomas Hudson.....	Galva
3. John Dunlop.....	Peoria
4. James Taylor.....	Peoria
5. W. S. Barris.....	Danville
6. Thomas P. Rock.....	Canton
7. W. W. Williams.....	Litchfield
8. W. L. Morgan.....	Belleville
9. Walton Rutledge.....	Alton
10. Thomas Little.....	Murphysboro
11. Frank Rosbottom.....	Benton
12. Oscar Cartledge.....	Benton

BOARD OF PHARMACY.

Office at Springfield. Salary, \$8 a day. Secretary's salary, \$3,000.

Charles H. Avery.....	Chicago
J. B. Michels.....	El Paso
H. C. Christensen.....	Chicago
M. C. Metzger.....	Cairo
Joseph F. Shreve.....	Jacksonville

Secretary—Fred C. Dodds.

DENTAL EXAMINERS.

Salary, \$5 a day. Secretary's salary, \$1,200.

T. W. Pritchett.....	Whitehall
W. F. Whalen.....	Peoria
Henry L. Whipple.....	Quincy
F. A. Broadbent, secretary.....	Chicago
Charles P. Pruyn.....	Chicago

Office—1204, 67 Wabash avenue, Chicago.

STATE BOARD OF ADMINISTRATION.

Created by act of June 15, 1909. Term, six years. Salary, \$6,000.

(Institutions marked with a star [*] are under jurisdiction of state board of administration.)

L. Y. Sherman, Springfield, president.....	1917
Thomas O'Connor, Peoria.....	1913
Benjamin R. Burroughs, Edwardsville.....	1913
Frank P. Nerbury, Kankakee.....	1915
Frank D. Whipp, Springfield.....	1915

***SCHOOL FOR BLIND.**

Located at Jacksonville.

Superintendent.....R. W. Woolston

***INDUSTRIAL HOME FOR THE BLIND.**

Located at Chicago.

Superintendent.....P. J. Cahill

***SCHOOL FOR THE DEAF.**

Located at Jacksonville.

Superintendent.....Charles P. Gillett

***EYE AND EAR INFIRMARY.**

Located at Chicago.

Superintendent.....C. T. Garrard

***LINCOLN STATE SCHOOL AND COLONY.**

(For feeble-minded children.)

Superintendent.....H. G. Hardt, M. D.

***JACKSONVILLE STATE HOSPITAL.**

(For insane.)

Superintendent.....H. B. Carriel, M. D.

***KANKAKEE STATE HOSPITAL.**

(For insane.)

Superintendent.....Sidney D. Wilgus

***ELGIN STATE HOSPITAL.**

(For insane.)

Superintendent.....Ralph T. Hinton

***ANNA STATE HOSPITAL.**

(For insane.)

Superintendent.....W. L. Athon, M. D.

***WATERFOWN STATE HOSPITAL.**

(For insane.)

Superintendent.....W. A. Crooks

***PEORIA STATE HOSPITAL.**

(For insane.)

Superintendent.....Dr. George A. Zeller

***CHESTER STATE HOSPITAL.**

(For criminal insane.)

Superintendent.....Dr. C. H. Anderson

***SOLDIERS AND SAILORS' HOME.**

Located at Quincy.

Superintendent.....J. O. Anderson

***SOLDIERS' WIDOWS' HOME.**

Located at Wilmington.

Superintendent.....Mrs. Flo Jamison Miller

***SOLDIERS' ORPHANS' HOME.**

Located at Normal.

Superintendent.....R. N. McCauley

***STATE TRAINING SCHOOL FOR GIRLS.**

Located at Geneva.

Superintendent.....Mrs. Margaret M. Elliott

***ST. CHARLES SCHOOL FOR BOYS.**

Located at St. Charles.

Superintendent.....C. B. Adams

CHARITIES COMMISSION.

Created by act of June 15, 1909. Term, four years.

No compensation. Secretary's salary, \$3,600.

Frank Billings.....Chicago

Emil G. Hirsch.....Chicago

John T. McAnally.....Carbondale

John M. Rapp.....Fairfield

John B. Harris.....Champaign

Secretary—A. L. Bowen.

DEPARTMENT OF VISITATION OF DEPENDENT, NEGLECTED AND DELINQUENT CHILDREN

Office at Springfield.

Rev. Charles Virden (salary, \$2,000).....State agent

Katherine A. Gallagher.....Visitor

W. R. Blackwelder.....Visitor

Mary S. Jewell.....Visitor

STATE REFORMATORY.

Located at Pontiac.

Managers.....Chicago

Rev. Samuel Fallows.....Chicago

Charles A. Purdunn.....Marshall

Frank R. Robinson.....Oregon

Charles H. May.....Peoria

Arthur W. Charles.....Carmi

Superintendent—R. A. Russell.

PENITENTIARY COMMISSION.

Created by act of June 5, 1907.

James A. Patten.....Chicago

Ira C. Copley.....Aurora

John Lambert.....Joliet

COMMISSIONERS OF STATE PENITENTIARY.

Prison located at Joliet. Salary, \$1,500.

Warden's salary, \$5,000.

John Harrison.....Danville

Van L. Hampton.....Macomb

Joseph De Silva.....Rock Island

Warden—E. J. Murphy.

COMMISSIONERS SOUTHERN PENITENTIARY.

Prison located at Chester. Salary, \$1,500.

Rufus Neely.....Marion

Henry J. Schmidt.....Nashville

L. L. Emmerson.....Mount Vernon

Warden—James B. Smith.

BOARD OF PARDONS.

Office at Springfield. Secretary's salary, \$2,000.

G. DeF. Kinney.....Peoria

Charles G. Eckhart.....Tuscola

Ethan Allen Snelvy.....Springfield

Clerk—Joseph P. Haas.

BOARD OF ARBITRATION.

Office at Springfield. Salary, \$1,500. Secretary's salary, \$2,500.

Charles Piek.....Chicago

Harry M. Powell.....Peoria

B. F. Shadley.....Galesburg
Secretary—J. Henry Doyle.....Springfield

STATE SUPERVISING ARCHITECT.

Salary, \$5,000.

W. C. Zimmerman.....Chicago

EXAMINERS OF ARCHITECTS.

Office, 1112 Chamber of Commerce, Chicago.

N. Clifford Ricker, president.....Urbana
H. B. Wheelock.....Chicago
Fridolin Oswald.....Alhambra
Peter B. Wight, secretary and treasurer.....Chicago
Edgar A. Payne.....Carthage
Salary of secretary, \$1,500; of members, \$10 a day for actual service. Fee charged for examination, \$15; fee for issuing license, \$25.

RAILROAD AND WAREHOUSE COMMISSIONERS.

Office at Springfield. Salary, \$4,000; of chairman, \$6,000; of secretary, \$3,500.

O. F. Perry, chairman.....Carthage
Bernard A. Eckhart.....Chicago
James A. Willoughby.....Belleville
Secretary—William Kilpatrick.

VOTING-MACHINE COMMISSIONERS.

Term, four years. Compensation not to exceed \$1,500 a year and expenses.

Morris Emmerson.....Lincoln
Amos Miller.....Hillsboro
Secretary of state.....Springfield

CANAL COMMISSIONERS.

Office at Lockport. Salary, \$5 a day.

W. A. Rosenfield.....Rock Island
Charles F. Anderson.....Princeton
W. L. Sackett.....Morris

STATE VETERINARIAN.

Salary, \$10 a day.

James M. Wright.....Chicago

EDUCATIONAL COMMISSION.

Created by act of May 25, 1907. Term, indefinite.
Francis G. Blair.....Springfield
Edmund J. James.....Urbana
R. E. Hieronymus.....Eureka
A. F. Nightingale.....Chicago
Harry Taylor.....Harrisburg
Edwin G. Cooley.....Chicago

STATE CIVIL-SERVICE COMMISSION.

Office at Springfield.

Created by act of May 11, 1905. Salary, \$3,000; of secretary, \$3,500.

John A. Cousley.....Alton
William B. Monilton.....Chicago
J. Stanley Browne.....Rockford
Secretary—Ward D. Robinson.

BOARD OF EXAMINERS OF PUBLIC ACCOUNTANTS.

Office at University of Illinois, Urbana.

S. H. Strawn.....Chicago
W. A. Chase.....Chicago
J. A. Cooper.....Chicago
Secretary—M. H. Robinson, Urbana.

STATE HIGHWAY COMMISSION.

Created by act of May 18, 1905. Term, two years.
Office at Springfield.

Edmund J. James.....Urbana
J. R. Fulkerson.....Jerseyville
Lafayette Funk.....Shirley
State Highway Engineer—A. N. Johnson.

COMMISSIONERS OF UNIFORM LAWS.

Created by act of June 3, 1909. Term, four years.
John C. Richberg.....Chicago
O. A. Harker.....Urbana
John H. Wigmore.....Chicago
Ernest Freund.....Chicago
Nathan W. McChesney.....Chicago

STATE AGENTS TO ENFORCE THE LAW IN RELATION TO CRUELTY TO ANIMALS.

Created by act of May 25, 1877. Term, two years.
Salary, \$1,200.

Henry Dering.....Chicago
Harriet E. Hanna.....Peoria
Phillip D. Hehner.....East St. Louis
Charles Ahrens.....East St. Louis

ILLINOIS FREE EMPLOYMENT OFFICES.

Created by act of April 11, 1899. Term, two years.
Salary, \$1,500.

Chicago Offices—South side, 732 South Wabash avenue; George M. Tobey, superintendent. North side, 825 North Clark street; Charles McMahon, superintendent. West side, corner Canal and Randolph streets; Jacob H. Marks, superintendent.
Peoria Office—Masonic Temple; John W. Kimsey, superintendent.
East St. Louis Office—Lucy building; William Roach, superintendent.
Springfield Office—307½ South 6th street; Joseph Figuera, superintendent.

MINING INVESTIGATION COMMISSION.

Created by act of May 27, 1911. Term, indefinite.
(No appointments up to Nov. 6, 1911.)

STATE ART COMMISSION.

Created by act of June 4, 1909. Term, four years.
No compensation.

Lorado Taft.....Chicago
Ralph Clarkson.....Chicago
W. Carboys Zimmerman.....Chicago
Edward J. Parker.....Quincy
Karl Belt.....Chicago
Frederic Clay Bartlett.....Chicago
William Holabird.....Chicago
Jens Jensen.....Chicago

ILLINOIS PARK COMMISSION.

Created by act of June 20, 1911. Term, three years.
No compensation.

J. A. James.....Evanston
Alexander Richards.....Ottawa
D. L. Crowe.....Kewanee

CHIEF INSPECTOR OF PRIVATE EMPLOYMENT AGENCIES.

Created by act of June 15, 1909. Term, indefinite.
Salary, \$3,600.
William H. Cruden, 429 Wabash avenue....Chicago

ILLINOIS LIBRARY EXTENSION BOARD.

Created by act of June 14, 1909. Term, two years.
Joseph H. Freeman.....Aurora
Eugene M. Bacon.....Decatur
Secretary of state, ex officio.

BARBERS' EXAMINING BOARD.

Created by act of June 10, 1909. Term, two years.
Compensation, \$4 per day each and expenses.

Charles E. Evans.....Moline
Eric F. Wiegel.....1609 West 63d street, Chicago
C. C. Russell.....Edwardsville
Secretary—Eric F. Wiegel, 410 Chicago Opera House block, Chicago.

VICKSBURG MONUMENT COMMISSION.

Created by act of June 9, 1909. Term, indefinite.
C. R. E. Koch.....56 LaSalle street, Chicago
T. B. Orear.....Jacksonville
H. M. Trimble.....Princeton
Carroll Moore.....Benton
F. D. Meacham.....Chicago
President—H. M. Trimble.
Secretary—C. R. E. Koch.

KENESAW MOUNTAIN COMMISSION.

Created by act of June 9, 1911. Term, indefinite.
J. B. Shawgo.....Quincy
Lensing J. Dawdy.....Peoria
William A. Payton.....Danville

County. County seat.	County and Probate judges.	County clerk.	Circuit clerk and recorder.
Gallatin—Shawneetown.....	H. P. Bogarth	Henry G. Sanks.....	James G. Gregg
Greene—Carrollton.....	Thos. Henshaw	Thomas D. Doyle.....	J. W. Farrelly
Grundy—Morris.....	George Bedford	George W. Anderson.....	F. S. Johnson
Hamilton—McLeansboro.....	Isaac H. Webb	L. E. Lambert.....	Frank Porter
Hancock—Carthage.....	J. Arthur Baird	Frank Thornber.....	E. O. Reaugh
Hardin—Elizabethtown.....	E. N. Hall	L. T. Rash.....	Arthur C. Birch
Henderson—Oquawka.....	R. F. Robinson	J. J. Barnes.....	W/ P. Martin
Henry—Cambridge.....	L. E. Telleen	Elmer E. Fitch.....	J. A. Horberg
Iroquois—Watseka.....	John H. Gillan	Clarence South.....	Fred Benjamin
Jackson—Murphysboro.....	W. F. Ellis	James W. Browne.....	Reynold Gardner
Jasper—Newton.....	H. M. Kasserman	H. K. Powell.....	W. E. Trainor
Jefferson—Mount Vernon.....	A. D. Webb	John G. Young.....	Burrell Hawkins
Jersey—Jerseyville.....	H. W. Pogue	John C. McGrath.....	J. J. McGrady
Jo Davies—Galena.....	John C. Boevers	E. J. Menyemer.....	H. L. Heer
Johnson—Vienna.....	J. F. Hight	E. F. Throgmorton.....	Grant McFatridge
Kane—Geneva.....	F. G. Plaln	William F. Lynch.....	J. L. Johnson
Kankakee—Kankakee.....	John H. Williams, P.	B. D. Galbraith, P.....	Frank E. George, R.
Kendall—Yorkville.....	A. W. Deselm	J. B. Flageole.....	Luther B. Bratton
Knox—Galesburg.....	C. S. Williams	Edward Budd, Jr.....	Avery N. Beebe
Lake—Waukegan.....	R. C. Rice	Frank L. Adams.....	C. H. Westerberg
LaSalle—Ottawa.....	Perry L. Persons	A. L. Hendee.....	L. O. Brockway
Lawrence—Lawrenceville.....	W. H. Hinebaugh	A. E. Back.....	J. L. Witzeman
Lee—Dixon.....	A. T. Lardin, P.	J. N. St. Clair, P.....	J. F. Buchner, R.
Livingston—Pontiac.....	J. A. Benson	George A. Brookhart.....	O. H. Hedden
Logan—Lincoln.....	Robert H. Scott	W. C. Thompson.....	W. B. McMahan
Macon—Decatur.....	W. C. Graves	William W. Kenny.....	J. G. Whitson
Macoupin—Carlinville.....	J. T. Hobitt	J. W. Corwine.....	G. F. Thompson
Madison—Edwardsville.....	O. W. Smith	M. E. Peniwell.....	John Allen
Marion—Salem.....	Truman A. Snell	W. C. Seehausen.....	Thomas Cain
Marshall—Lacon.....	J. E. Hillskotter	Harry J. Mackinaw.....	J. A. Barnett
Mason—Havana.....	J. P. Strenber, P.	R. B. Coppinger.....	C. H. Kunneman, R.
Massac—Metropolis.....	Charles E. Jennings	Robert J. Branson.....	John M. Shultz
McDonough—Macomb.....	Dan H. Gregg	Thomas A. Connell.....	William L. Westcott
McHenry—Woodstock.....	Jas. A. McComas	A. F. Terrell.....	C. E. Walsh
McLean—Bloomington.....	Jas. W. P. Smith	George C. Schneeman.....	Colfax Morris
Menard—Petersburg.....	C. G. Gumbart	J. H. Foster.....	H. E. Billings
Mercer—Aledo.....	D. T. Smiley	Guy E. Still.....	Theodore Hamer
Monroe—Waterloo.....	Homer W. Hall	P. A. Guthrie.....	James C. Elder
Montgomery—Hillsboro.....	G. E. Nelson	N. B. Carson, R.	
Morgan—Jacksonville.....	H. E. Burgess	A. W. Hartley.....	Ross A. Nane
Moultrie—Sullivan.....	Louia Arns	F. A. Gibson.....	S. A. Nelson
Ogle—Oregon.....	J. L. Dryer	Henry Eisenbart.....	Louis A. Wiehl
Peoria—Peoria.....	Edward P. Brockhouse	A. N. Banas.....	Hugh Hall
Perry—Pinckneyville.....	Isaac Hudson	C. A. Boruff.....	John A. Rawlings
Platt—Monticello.....	Frank E. Reed	Cash W. Green.....	E. A. Silver
Pike—Pittsfield.....	A. M. Otman, P.	R. F. Adams.....	Jerome F. Cox
Pope—Golconda.....	M. C. Cook	O. Heinrich.....	R. A. Kellogg
Pulaski—Mound City.....	E. J. Hawbaker	C. A. Roberts, P.....	H. G. Wasson, R.
Putnam—Hennepin.....	Paul Grege	H. R. Sims.....	Charles H. S. Ross
Randolph—Chester.....	W. A. Whiteside	Harvey Fay.....	B. G. Duncan
Richland—Olney.....	W. A. Wall	W. S. Binn.....	Henry Bowers
Rock Island—Rock Island.....	Henry C. Mills	Charles A. Werner.....	Tony R. Kerr
Saline—Harrisburg.....	W. M. Schuwerk	Roy N. Adams.....	F. P. Easterday
Sangamon—Springfield.....	Stephen C. Lewis	Charles C. Greiner.....	J. L. Downey
Schuyler—Rushville.....	Robert W. Olmsted	William R. Karsteeter.....	William G. Beever
Scott—Winchester.....	E. B. Bell, P.	I. C. Head.....	A. Kaufman
Shelby—Shelbyville.....	K. C. Ronalds	H. B. Hubbard.....	G. W. Gamble
Stark—Toulon.....	J. B. Weaver	John Kinck, P.....	
St. Clair—Belleville.....	C. H. Jenkins, P.	J. W. Davis.....	Isaac R. Tuttle
Stephenson—Freeport.....	John C. Werk	Charles W. Byers.....	S. T. Jones
Tazewell—Pekin.....	F. C. Funk	Paul G. Burns.....	Benjamin Rich, R.
Union—Jonesboro.....	J. K. P. Grider	Isaac Lewis.....	C. W. Worthington
Vermilion—Danville.....	B. F. Thompson	John E. King.....	J. W. Kellem
Wabash—Mount Carmel.....	John B. Hay	J. T. Zimmer.....	E. E. Herron
Warren—Monmouth.....	Frank Perrin, P.	William E. Nixon.....	E. R. Redfield
Washington—Nashville.....	A. J. Clarity	E. F. Winkler.....	Smith Myers
White—Carmi.....	James M. Rahn	L. P. Mellon, P.....	William Metzger, R.
Wayne—Fairfield.....	M. C. Crawford	W. L. Boeke.....	Conrad D. Cramer
Whiteside—Morrison.....	Lawrence T. Allen	George Behrens.....	E. L. Meyers
Will—Joliet.....	Clinton C. Abernethy, P.	C. L. Kimmel.....	H. C. Siford
Williamson—Marion.....	John A. Loop	Thomas J. Dale.....	Ben G. Seibert
Winnebago—Rockford.....	L. E. Murphy	H. L. Freeborn.....	W. H. Carter, R.
Woodford—Eureka.....	W. P. Green	James A. Carlton.....	G. L. Hockeigler
	J. C. Kern	F. W. Bateman.....	M. C. Porter
	Virgil W. Mills	H. F. Heckert.....	Thomas J. Vernon
	W. A. Blodgett	Matthew Martin.....	William Poynton
	G. J. Cowing	Charles C. Johnson.....	William L. Grubb
	J. B. Fithlan, P.	W. C. Stulck.....	Albert T. Skelley
	W. F. Slater	Edward G. Young.....	L. H. Piepenbrink
	L. M. Reckhow	John C. Lang, P.....	W. W. Smith, R.
	Arthur C. Ford	John M. Dodd.....	L. B. Pulley
		M. A. Norton.....	L. F. Lake
		Joseph Hertschuh.....	L. H. Van Alstine
	P.—Probate.		R.—Recorder.

ILLINOIS COUNTY OFFICERS.—CONTINUED.

County.	Treasurer.	Sheriff.	State's attorney.	Sup't schools.
Adams	Joseph L. Thoma.	Joseph H. Lipps	John T. Gilmer	John H. Steiner
Alexander	William D. Lippett	A. S. Frasier	Alex Wilson	Fanny P. Fraker
Bond	Joseph M. Brown	Shelby W. Robinson	W. H. Hubbard	H. A. Meyer
Boone	C. W. Watson	William E. Gorman	P. H. O'Donnell	Elizabeth B. Harvey
Brown	John D. Northern	David W. Shankland	O. T. Briggs	C. W. Sellars
Bureau	H. C. Smith	Charles Beyer	L. M. Eckert	George O. Smith
Calhoun	William Fulkerson	Peter A. Goturay	Thomas J. Selby	S. J. Sibley
Carroll	William H. Stitteley	David B. Doty	F. J. Stransky	John Hay
Cass	James R. Sligh	E. P. Widmayer	A. T. Lucas	Henry Jacobs
Champaign	L. N. Bear	George W. Davis	F. A. Coggeshall	C. H. Watts
Christian	Joseph Brockamp	James R. Smith	Arthur Yockey	Henry L. Powke
Clark	A. M. Farman	Jesse Gallatin	Everett Connally	H. W. Drake
Clay	W. J. Holway	W. H. Thrash	Thomas S. Williams	G. O. Lewis
Clinton	J. M. Krebs	William Ragen	Hugh V. Murray	William Johnston
Coles	Frank F. Freeman	Vincent Aye	B. G. Hammond	W. Ed Miller
Cook	W. L. O'Connell	M. Zimmer	J. E. W. Wayman	E. J. Tobin
Crawford	E. G. Stifle	Il. E. Highsmith	Manford E. Cox	H. E. Green
Cumberland	Jacob C. Lyons	Col. S. Young	W. C. Greathouse	J. W. Castelo
DeKalb	Edward Johnson	Frank C. Poust	E. M. Burst	W. W. Coultas
DeWitt	William M. Price	William H. Armstrong	V. F. Browne	John L. Costley
Douglas	G. R. Duncan	C. G. Stovall	J. M. Newman	E. E. Gere
DuPage	Frank J. Knight	A. A. Kuhn	O. W. Hadley	R. T. Morgan
Edgar	A. E. Woods	J. I. Blackman	Richard S. Dyas	George W. Brown
Edwards	Nathan C. Smith	W. S. Rothrock	S. E. Quindry	W. H. Siefferman
Effingham	John Shea	Matt Taber	R. C. Harrah	J. W. Davis
Fayette	Charles E. Yakel	L. J. Browning	W. P. Welker	Frank C. Crawford
Ford	J. H. Nelson	M. Bristle	O. H. Wylie	H. M. Rudolph
Franklin	J. A. McClintock	John A. Vaughn	G. A. Hickman	C. W. Mundell
Fulton	Butler Fouts	W. H. Roy	W. S. Jewell	M. M. Cook
Gallatin	E. A. Harrell	P. Clayton	T. J. Day	J. B. Boswell
Greene	W. W. Greer	John B. Morrow	Mark Meyerstein	G. B. McClend
Grundy	A. H. Gleghorn	J. H. Francis	Charles F. Hanson	C. H. Root
Hamilton	G. W. Mason	A. S. Crouse	J. H. Lane	W. W. Daily
Hancock	Charles S. Tyler	Elmer E. McAdams	Clyde P. Johnson	Stephen D. Faris
Hardin	J. T. Kibbler	Edward Ferrell	Noah Guilett	John H. Oxford
Henderson	James E. Amerman	R. T. McDill	James W. Gordon	Mrs. Della Yeomans
Henry	Charles A. Kellogg	Samuel Wilson	Charles F. Sturtz	A. L. Odenweller
Iroquois	George P. Helkes	James F. Ireland	J. J. Pallisard	F. A. Gilbreath
Jackson	H. D. Lee	Charles T. Edwards	Isaac K. Levy	A. J. Rendelman
Jasper	Taylor Randolph	William Pippin	Charles D. Fithian	Milo D. Yelvington
Jefferson	D. C. Youngblood	W. S. Payne	George L. Ore	A. E. Summers
Jersey	Richard Kiecy	A. R. Chappell	Walter J. Chapman	J. W. Roberts
Jo Davies	J. A. Bingham	Robert Irwin	Frank T. Sheehan	Benjamin L. Birkbeck
Johnson	Harry V. Carter	John L. Veach	T. H. Sheridan	Emma Rebmam
Kane	John Evans	C. T. McBriarty	William J. Tyers	Edw. Ellis
Kankakee	Robert A. Hewett	Daniel G. Lee	J. B. Miller	S. D. Saltgiver
Kendall	A. P. Hill	R. R. Henderson	Oliver A. Burkhart	A. D. Curran
Knox	George J. Eastes	Frank F. Sesman	A. J. Bontelle	W. F. Boyes
Lake	Carl P. Westfield	Omer J. Green	Alph J. Dady	T. A. Simpson
LaSalle	Edward Zilm	J. G. Mischeke	Charles S. Culcn	W. B. Foster
Lawrence	John P. Marlin	W. A. Cochran	B. O. Summers	R. R. Kimmill
Lee	Frank C. Vaughan	C. E. Reid	Harry Edwards	L. W. Miller
Livingston	L. S. Henderson	W. A. Patterson	B. W. Adsit	W. E. Herbert
Logan	C. Quisnberry	William Schaffenacker	Everett Smith	D. F. Nichols
Macon	James T. Lebo	J. P. Nicholson	William E. Redmon	Mary W. Moore
Macoupin	S. T. Carmoly	Elmo Etter	James H. Murphy	R. C. Moore
Madison	Fred A. Elsele	Simon Henry	J. F. Gilham	J. U. Uzzel
Marion	J. T. Arnold	Charles W. Vurseil	W. D. Farthing	J. F. Hickman
Marshall	Charles R. Scoon	Charles F. Motter	H. E. Jacobs	E. F. Perry
Mason	Adolph Schill	A. A. Brookes	E. P. Nischwitz	Fannie S. Merwin
Massac	Elmer Brown	Oscar Miller	Fred Smith	W. A. Spence
McDonough	John E. Lane	A. P. McKee	T. H. Miller	B. E. Decker
McHenry	Arthur R. Crissey	A. H. Henderson	David B. Joslyn	A. M. Shelton
McLean	P. M. Stubblefield	James Reeder	William B. Bach	B. C. Moore
Menard	E. W. Boeker	T. E. Courtwright	Julian H. Hall	Eva B. Batterson
Mercer	Samuel S. Johnston	C. A. Hickok	John M. Wilson	C. L. Gregory
Merz	Andrew Lutz	A. C. Resett	Ray E. Gaten	W. B. Jackson
Montgomery	C. E. Landers	M. T. Kigglas	H. C. Stuttle	John W. Harp
Morgan	Jerry Cox	W. B. Rogers	Robert Tilton	H. C. Montgomery
Moultrie	G. A. Daugherty	Warren M. Fleming	J. K. Martin	Van D. Roughton
Ogle	C. M. Myers	W. B. Delaney	W. J. Emerson	John E. Cross
Peoria	Lewis M. Hines	F. G. Minor	Robert Scholes	John A. Hayes
Perry	William Brey	S. T. Duncan	Alva R. Dry	Eimo Lec
Piatt	O. L. Cline	F. D. Duvall	William A. Doss	C. McIntosh
Pike	Hayes Colvin	David F. Allen	George C. Weaver	D. P. Hollis
Pope	Thomas Phelps	H. G. McCormick	George B. Baker	R. R. Randolph
Pulaski	R. J. Caster	C. E. Wehrenberg	Fred Hood	Miss May S. Hawkins
Putnam	W. M. Durely	O. C. Cofold	James E. Taylor	W. A. Paxon
Randolph	Robert M. Boyd	H. S. Burbes	John W. Tweed	William F. Stine
Richland	F. W. Schilt	E. W. Houser	W. J. McCann	E. Van Arsdell
Rock Island	W. H. Whiteside	O. L. Bruner	L. M. Magill	S. J. Ferguson
Saline	J. Lusk	J. Mooneyham	W. C. Kane	E. F. Rhine
Sangamon	Charles H. Edmunds, Jr.	Henry Mester	Edmund Burke	E. C. Pruitt
Schuyler	A. C. Edgar	Harry Pratt	H. H. Brown	George R. Hermetel
Scott	W. A. Funk	John E. Crook	B. M. Riggs	J. C. Moore
Shelby	William Klausner	F. D. Crook	Fred E. Latch	L. W. Frazer
Stark	E. G. Williamson	Thomas J. Malone	James H. Rennick	George C. Baker

County. Treasurer.	Sheriff.	State's attorney.	Sup't schools.
St. Clair—Paul W. Abt.....	W. MulconeryF. J. Tecklenburg.....	W. A. Hough
Stephenson—John Bruce.....	R. J. StewartL. H. Burrell.....	Cyrus Grove
Tazewell—W. E. Scaurman.....	Chris FluegelW. J. Reardon.....	B. L. Smith
Union—Thomas C. Ury.....	G. H. HugginsW. D. Lyerle.....	William O. Brown
Vermilion—O. B. Wysong.....	John T. ShepardJ. H. Lowman.....	O. P. Haworth
Wabash—George C. Harvey.....	William A. MilburnHarry M. Phipps.....	S. A. Mayne
Warren—W. E. Stevenson.....	W. T. FitzpatrickGeorge C. Hillier.....	J. D. Regan
Washington—E. W. Pinke.....	H. F. VogelwohlJ. P. Burgess.....	Robert Pence
Wayne—William M. Daubs.....	George H. AndersonH. S. Burgess.....	W. G. Glaze
White—Jes. Grisson.....	C. W. FrazierW. L. Martin.....	V. W. Smith
Whiteside—A. E. Parmenter.....	J. F. WahlJ. J. Ludens.....	B. F. Hendricks
Will—W. W. Gifford.....	Thomas StevensonGeorge A. Barr.....	William H. Nevens
Williamson—W. T. Harris.....	M. L. DuncanD. T. Hartwell.....	R. O. Clarida
Winnebago—Frank A. Carson.....	H. W. YoungH. B. North.....	O. J. Kern
Woodford—E. C. Engel.....	John E. WoltzenOrman Ridgely.....	Roy L. Moore

ILLINOIS SENATORIAL DISTRICTS.

Established May 10, 1901.

Dist.

1. First and 2d wards, Chicago.
2. That part of the 11th ward north of 16th street; that part of the 12th ward north of 16th street and east of California avenue, and the 20th ward, Chicago.
3. Third ward; that part of the 4th ward east of Halsted street; that part of the 5th ward bounded by Union avenue, 35th street, Parnell avenue and 33d street; that part of the 6th ward north of 45d street, Chicago.
4. Twenty-ninth and 30th wards and that part of the 31st ward north of 57th place and east of the Rock Island right of way, Chicago.
5. Sixth ward, except that part north of 43d street, and the 7th ward, except that part south of 63d street and east of Cottage Grove avenue, Chicago.
6. Twenty-fourth ward; that part of the 25th ward north of Devon avenue; that part of the 26th ward west of Halsted street, and the 26th ward, Chicago; also that part of the town of Evanston outside Chicago and those parts of the towns of New Trier and Niles within the city of Evanston, Cook county.
7. Towns of Thornton, Bloom, Rich, Bremen, Orland, Lemont, Palos, Worth, Lyons, Stickney, Proviso, Leyden, Elk Grove, Schaumburg, Hanover, Barrington, Palatine, Wheeling, Northfield; that part of Niles outside the city of Chicago and outside the city of Evanston; that part of New Trier outside the city of Evanston, and those parts of the towns of Norwood Park and Maine outside of Chicago, all in Cook county.
8. Lake, Henry and Boone counties.
9. That part of the 4th ward west of Halsted street; the 5th ward, except that part bounded by Union avenue, 35th street, Parnell avenue and 33d street; that part of the 12th ward south and east of 16th street, California avenue, the C., B. & Q. right of way, Clifton Park avenue, 24th street, Central Park avenue, to the Illinois and Michigan canal.
10. Ogle and Winnebago counties.
11. Thirty-first ward, except that part north of 57th place and east of the Rock Island right of way, and the 32d ward, Chicago.
12. Stephenson, Jo Daviess and Carroll counties.
13. That part of the 7th ward south of 63d street and east of Cottage Grove avenue; the 8th and 33d wards, Chicago, and that part of the town of Calumet outside of the city of Chicago.
14. Kane and Kendall counties.
15. Ninth ward, except that part north and west of 14th street, Johnson street and Maxwell street; 10th ward, except that part north and west of 16th street, Throop street, 14th street and Morgan street, and that part of the 11th ward south of 16th street, Chicago.
16. Marshall, Putnam, Livingston and Woodford counties.
17. That part of the 9th ward north and west of 14th street, Johnson street and Maxwell street; that part of the 10th ward north and west of 16th street, Throop street, 14th and Morgan streets, and the 19th ward, Chicago.
18. Florida county.
19. That part of the 12th ward north and west of California avenue, C., B. & Q. right of way and Clifton Park avenue; 13th and 34th wards, Chi-

Dist.

- cago; the towns of Cicero, Berwyn and Riverside, in Cook county.
20. Kankakee, Grundy and Iroquois counties.
21. Fourteenth ward; that part of the 17th ward south of Augusta street, Holt street, Cornell street, Milwaukee avenue and Green street; that part of the 35th ward south of Chicago avenue, Park avenue and Lake street, Chicago.
22. Vermilion and Edgar counties.
23. Fifteenth ward; that part of the 16th ward bounded by North avenue, Robey street, Division street and Ashland avenue; that part of the 35th ward north of Chicago avenue, west of Park avenue and north of Lake street, Chicago, and the town of Oak Park in Cook county.
24. Champaign, Piatt and Moultrie counties.
25. Twenty-seventh and 28th wards, Chicago.
26. McLean and Ford counties.
27. Sixteenth ward, except that part bounded by North avenue, Robey street, Division street and Ashland avenue; that part of the 17th ward bounded by Ashland avenue, Augusta street, Holt street, Cornell street, Milwaukee avenue, Green street, Kinzie street, river and Division street; 18th ward, Chicago.
28. Logan, DeWitt and Macon counties.
29. Twenty-first ward, except that part north of Goethe, State and Schiller streets; 22d ward, except that part west of Halsted street, and except that part north and west of Sedgwick, Sigel, Cleveland, Clybourn, Larrabee and Division streets, Chicago.
30. Tazewell, Mason, Menard, Cass, Brown and Schuyler counties.
31. That part of the 21st ward north of Goethe, State and Schiller streets; that part of the 22d ward west of Halsted street and that part of the 22d ward east of Halsted street and north of Division, Larrabee, Clybourn, Cleveland and Sigel; that part of the 23d ward east of Halsted street, and that part of the 25th ward south of Devon avenue, Chicago.
32. McDonough, Hancock and Warren counties.
33. Rock Island, Mercer and Henderson counties.
34. Douglas, Coles and Clark counties.
35. Whiteside, Lee and DeKalb counties.
36. Scott, Calhoun, Pike and Adams counties.
37. Henry, Bureau and Stark counties.
38. Greene, Montgomery, Jersey and Macoupin counties.
39. LaSalle county.
40. Christian, Shelby, Fayette and Cumberland counties.
41. DuPage and Will counties.
42. Clinton, Marion, Clay and Effingham counties.
43. Knox and Fulton counties.
44. Washington, Randolph, Perry, Monroe and Jackson counties.
45. Morgan and Sangamon counties.
46. Jefferson, Wayne, Richland and Jasper counties.
47. Madison and Bond counties.
48. Hardin, Gallatin, White, Edwards, Wabash, Lawrence and Crawford counties.
49. St. Clair county.
50. Franklin, Williamson, Union, Alexander and Pulaski counties.
51. Hamilton, Saline, Pope, Johnson and Massac counties.

MEMBERS OF THE 47TH GENERAL ASSEMBLY OF ILLINOIS (1910-1911).

Senators and representatives are paid \$1,000 each per year. Senators are elected for four years and representatives for two.

SENATE.

Republicans, 34; democrats, 17.

Dist.	Residence.
1.	Francis P. Brady, Rep. Chicago
2.	Lewis C. Ball, Rep. Chicago
3.	Samuel A. Ettelson, Rep. Chicago
4.	Al F. Gorman, Dem. Chicago
5.	Walter Clyde Jones, Rep. Chicago
6.	William M. Brown, Rep. Chicago
7.	William H. Maclean, Rep. Chicago
8.	Albert J. Olson, Rep. Woodstock
9.	Henry J. Carroll, Dem. Chicago
10.	Henry Andrus, Rep. Rockford
11.	Carl Lundberg, Rep. Chicago
12.	John C. McKenzie, Rep. Elizabeth
13.	Albert C. Clark, Rep. Chicago
14.	Thomas B. Stewart, Rep. Aurora
15.	Edward J. Forst, Dem. Chicago
16.	Ira M. Lish, Rep. Saunemin
17.	Edward J. Glackin, Dem. Chicago
18.	John Dalley, Rep. Peoria
19.	John T. Denvir, Dem. Chicago
20.	Edward C. Curtis, Rep. Grant Park
21.	John E. Madigan, Dem. Chicago
22.	Martin B. Bailey, Rep. Danville
23.	Niels Juul, Rep. Chicago
24.	Henry M. Dunlap, Rep. Savoy
25.	Johann Waage, Dem. Chicago
26.	Frank H. Funk, Rep. Bloomington
27.	John Broderick, Dem. Chicago
28.	James A. Henson, Rep. Decatur
29.	John M. O'Connor, Dem. Chicago
30.	Walter I. Manny, Dem. Mount Sterling
31.	Willert H. Cornwell, Rep. Chicago
32.	James F. Gibson, Dem. Carthage
33.	Frank A. Landee, Rep. Moline
34.	Stanton C. Pemberton, Rep. Oakland
35.	John H. Gray, Rep. Morrison
36.	Campbell S. Hearn, Dem. Quincy
37.	H. S. Magill, Jr., Rep. Princeton
38.	Frank W. Burton, Dem. Carlinville
39.	Henry W. Johnson, Rep. Ottawa
40.	F. Jeff Tossey, Dem. Toledo
41.	Richard J. Barr, Rep. Joliet
42.	Max Prill, Dem. Centralia
43.	Charles F. Hurlburgh, Rep. Galesburg
44.	Robert J. McPhain, Rep. Murphysboro
45.	Logan Hay, Rep. Springfield
46.	Albert E. Isley, Dem. Newton
47.	Edmund Beall, Rep. Alton
48.	J. A. Womac, Dem. Karbers Ridge
49.	John M. Chamberlain, Jr., Rep. East St. Louis
50.	W. O. Potter, Rep. Marion
51.	Douglas W. Helm, Rep. Metropolis

HOUSE OF REPRESENTATIVES.

Republicans, 81; democrats, 67; independents, 2; prohibitionist, 1; vacancies, 2. Residence.

1.	Noble B. Judah, Rep. Chicago
2.	Edward D. Green, Rep. Chicago
3.	John Griffin, Dem. Chicago
4.	Roger J. Marcy, Rep. Chicago
5.	Frank J. McNichols, Rep. Chicago
6.	George L. McConnell, Dem. Chicago
7.	William Ostrom, Rep. Chicago
8.	John P. Walsh, Dem. Chicago
9.	Patrick J. Wall, Dem. Chicago
10.	John Hrubec, Rep. Chicago
11.	George O. Hilton, Dem. Chicago
12.	Hubert Kilens, Dem. Chicago
13.	Morton D. Hull, Rep. Chicago
14.	William Tudor ApMadoe, Rep. Chicago
15.	Ibrahim T. Gilbert, Dem. Chicago
16.	Richard P. Hagan, Rep. Chicago
17.	W. E. Anderson, Rep. Chicago
18.	Robert E. Wilson, Dem. Chicago
19.	Louis J. Pierson, Rep. Willmette
20.	Frederick B. Roos, Rep. Forest Park
21.	J. J. O'Rourke, Dem. Harvey
22.	Edward D. Shurtleff, Rep. Marengo
23.	James H. Vickers, Rep. Harvard
24.	Joseph E. Anderson, Pro. Lake Forest
25.	David E. Sharanah, Rep. Chicago
26.	Edward J. Murphy, Dem. Chicago

Dist.	Residence.
1.	Rudolph Stoklasa, Dem. Chicago
2.	John A. Atwood, Rep. Stillman Valley
3.	Alexander Collier, Rep. Rockford
4.	John Coleman, Dem. Rockford
5.	Chester W. Church, Rep. Chicago
6.	James J. O'Toole, Dem. Chicago
7.	Frank J. Ryan, Dem. Chicago
8.	W. T. Rawleigh, Rep. Freeport
9.	Martin J. Dillon, Dem. Galena
10.	R. R. Thompson, Dem. Kent
11.	Benton P. Kleemann, Rep. Chicago
12.	John A. Swanson, Rep. Chicago
13.	Timothy Dunne, Dem. Chicago
14.	Frank W. Shepherd, Rep. Elgin
15.	Frank R. Reid, Rep. Aurora
16.	George W. Alschuler, Dem. Aurora
17.	Thomas Curran, Rep. Chicago
18.	John O. Hruby, Jr., Dem. Chicago
19.	Peter F. Smith, Dem. Chicago
20.	Josiah Kerrick, Rep. Minook
21.	W. B. Ireland, Dem. Washington
22.	Michael Faby, Dem. Toluca
23.	Edward J. Smejkal, Rep. Chicago
24.	Tony Trimarco, Dem. Chicago
25.	Peter F. Galigan, Dem. Chicago
26.	Lucas I. Butts, Rep. Peoria
27.	Ira J. Covey, Rep. Peoria
28.	Thomas N. Gorman, Dem. Peoria
29.	Joseph C. Blaha, Rep. Chicago
30.	John J. McLaughlin, Dem. Chicago
31.	Frank G. Smith, Ind. Cit. Chicago
32.	Israel Dudgeon, Rep. Morris
33.	George H. Hamilton, Rep. Watseka
34.	Frank M. Crange, Dem. Watseka
35.	Frederick E. Erickson, Rep. Chicago
36.	Charles J. Ryberg, Rep. Chicago
37.	Benjamin M. Mitchell, Dem. Chicago
38.	William P. Goladay, Rep. Georgetown
39.	Isaac N. Cooley, Rep. Paris
40.	Andrew B. Dennis, Dem. Danville
41.	George A. Miller, Rep. Oak Park
42.	Joseph P. Kinsella, Rep. Chicago
43.	Joseph Strauss, Dem. Chicago
44.	Charles Adkins, Rep. Bement
45.	Joseph Carter, Rep. Champaign
46.	W. E. Stedman, Dem. Sullivan
47.	(Vacancy) Chicago
48.	Charles McPharland, Dem. Chicago
49.	Thomas H. Donahue, Dem. Chicago
50.	W. H. Wright, Rep. McLean
51.	John A. Montellus, Rep. Piper City
52.	D. D. Donahue, Dem. Bloomington
53.	(Vacancy) Chicago
54.	Daniel J. Sullivan, Dem. Chicago
55.	Joseph Pitlock, Dem. Chicago
56.	Edwin C. Perkins, Rep. Lincoln
57.	Thomas M. Swift, Rep. Maana
58.	Cyrus J. Tucker, Dem. Warsawburg
59.	James F. Burns, Rep. Chicago
60.	Bernard J. Conlon, Dem. Chicago
61.	Patrick J. Sullivan, Dem. Chicago
62.	Homer J. Tice, Rep. Greenview
63.	A. M. Foster, Dem. Rushville
64.	William M. Groves, Dem. Petersburg
65.	Harry L. Shaver, Rep. Chicago
66.	Franklin S. Catlin, Rep. Chicago
67.	John C. Werdell, Dem. Chicago
68.	Henry Terrill, Rep. Colchester
69.	I. M. Martin, Rep. LaHarpe
70.	John Huston, Dem. Blandinsville
71.	Thomas Campbell, Rep. Moline
72.	Frank E. Albee, Rep. Biggsville
73.	Henry L. Wheelan, Dem. Rock Island
74.	D. B. Miller, Rep. Casey
75.	William T. Hollenbeck, Rep. Marshall
76.	Edward F. Poorman, Dem. Mattoon
77.	Albert T. Tourtellott, Rep. Dixon
78.	Alfred Abbott, Rep. Morrison
79.	Burr B. Smiley, Ind. DeKalb
80.	George H. Wilson, Rep. Quincy
81.	William H. Hoffman, Dem. Quincy
82.	Charles E. Bohn, Dem. Milton
83.	Clayton C. Pervier, Rep. Sheffield
84.	John Robert Moore, Rep. Weathersfield
85.	William J. McGuire, Dem. Kewanee

38. S. Elmer Simpson, Rep.....	Carrollton	45. Thomas E. Lyon, Rep.....	Springfield
Louis P. Daley, Dem.....	Carlinville	James F. Morris, Dem.....	Springfield
Stephen D. Canaday, Dem.....	Hillsboro	James M. Bell, Dem.....	Springfield
39. William R. Lewis, Rep.....	Grand Ridge	46. George B. Welborne, Rep.....	Woodlawn
William M. Scaulan, Rep.....	Peru	John M. Rapp, Dem.....	Fairfield
Lee O'Neill Browne, Dem.....	Ottawa	W. Duff Piercy, Dem.....	Mount Vernon
40. Walter M. Prowine, Rep.....	Taylorville	47. Norman G. Flagg, Rep.....	Moro
John C. Richardson, Dem.....	Edinburg	J. G. Bardill, Rep.....	Highland
William H. Hart, Dem.....	Morrisonville	William Dickman, Dem.....	Edwardsville
41. James H. Alexander, Rep.....	Lockport	48. James A. Watson, Rep.....	Elizabethtown
Richard Prendergaat, Rep.....	Joliet	Charles L. Scott, Dem.....	Grayville
Bernard L. Kelly, Dem.....	Joliet	William E. Finley, Dem.....	Bridgeport
42. Robert S. Jones, Rep.....	Iola	49. John L. Flannigan, Rep.....	East St. Louis
Fred J. Koch, Dem.....	New Baden	Alonzo A. Miller, Rep.....	Belleville
Walter E. Binehart, Dem.....	Effingham	Charles H. Karch, Dem.....	Belleville
43. E. M. Culperfield, Rep.....	Canton	50. Hall Whiteaker, Rep.....	Mound City
Edward J. King, Rep.....	Galesburg	R. D. Kirkpatrick, Rep.....	Benton
M. P. Rice, Dem.....	Lewistown	Robert P. Hill, Dem.....	Marion
44. Dempsey Winthrop, Rep.....	Pinckneyville	51. Elwood Barker, Rep.....	McLeansboro
William Stevenson, Rep.....	Tilden	John P. Mathis, Rep.....	Vienna
James M. Etherton, Dem.....	Carbondale	George W. English, Dem.....	Vienna

ILLINOIS PRIMARY ELECTIONS.

(For full outline of the Illinois primary law of March 9, 1910, see The Daily News Almanac and Year-Book for 1911, page 47.)

DATES OF PRIMARIES.

A primary shall be held on the second Tuesday in April in every year in which officers are to be voted for on the first Tuesday after the first Monday in November of such year, for the nomination of candidates for such offices as are to be voted for at such November election, and shall be known as the April primary. This includes the nomination of candidates for members of the general assembly.

A primary shall be held on the second Tuesday in April in any year in which the judges of the Supreme court, judges of the Circuit court and judges of the Superior court of Cook county are to be elected on the first Monday in June of such year for the nomination of candidates for such offices, respectively.

A primary shall be held on the last Tuesday in February in each year for the nomination of such officers as are to be voted for on the first Tuesday in April of such year.

A primary shall be held on the second Tuesday in March in each year for the nomination of such officers as are to be voted for on the third Tuesday in April of such year.

A primary for the nomination of all other officers, nominations for which are required to be made under the provisions of the act, shall be held three weeks preceding the date of the general election for such offices, respectively.

The polls shall be open from 6 o'clock a. m. to 5 o'clock p. m.

Any person entitled to vote at such primary shall be entitled to absent himself from his work for two hours between the opening and closing of the polls without incurring loss of wages or salary, providing application shall have been made on the preceding day. The employer may specify the hours.

PETITIONS.

Petitions for nomination shall be signed:

For a state office, by not less than 1,000 nor more than 2,000 primary electors of his party.

For a state senator or assemblyman, by at least one-half of 1 per cent of the qualified primary electors of his district.

For a congressional office, by at least one-half of 1 per cent of the qualified primary electors of his party in his congressional district.

For a judicial office, by at least one-half of 1 per cent of the qualified electors in the district.

For a county office, by at least one-half of 1 per cent of the qualified primary electors of his party cast at the last preceding general election in his county; if for the nomination for county commissioner of Cook county, then by at least one-half of 1 per cent of the qualified primary electors of his party in his county in the division in which such person is a candidate for nomination.

For a city or village office, to be filled by the electors of the entire village, by at least one-half of 1 per cent of the qualified primary electors of

his party in his city or village; if for alderman, by at least one-half of 1 per cent of the voters of his party in his ward.

For state central committee, by at least 100 of the primary electors of his party of his congressional district.

For a candidate for trustee of a sanitary district, by at least one-half of 1 per cent of the primary electors of his party from such sanitary district.

For a candidate for clerk of the Appellate court, by at least one-half of 1 per cent of the primary electors of his party of the district.

For any other office, by at least ten primary electors of his party of the district or division for which nomination is made.

Any candidate for United States senator may have his name printed upon the primary ballot of his party by filing with the secretary of state not less than thirty days prior to the April primary a petition signed by not less than 3,000 primary electors, nor more than 5,000 members of the party of which he is a candidate. The vote upon candidates for United States senator, however, is for the sole purpose of ascertaining the sentiment of the voters of the respective parties in the state as a whole and not by senatorial districts.

CONVENTIONS.

On the first Monday after the April primary the county central committee of each political party shall meet at the county seat and organize, such meeting to be called the county convention. The county convention of each political party shall choose delegates to the congressional and state conventions of its party. Only precinct committeemen residing within a congressional district shall take part in the selection of delegates to a congressional convention. Each delegate to the county convention shall have one vote and one additional vote for each fifty or major fraction thereof of his party as cast in his precinct at the last general election.

All congressional conventions shall be held on the first Wednesday after the first Monday next succeeding the April primary. The congressional convention of each political party shall have power to select delegates to national nominating conventions and to recommend to the state convention of its party the nomination of candidate or candidates from such congressional district for elector or electors of president and vice-president of the United States.

All state conventions shall be held on the first Friday after the first Monday next succeeding the April primary. The state convention of each political party shall have power to make nominations of candidates for the electors of president and vice-president of the United States, and for trustees of the University of Illinois, to adopt any party platform and to select delegates and alternates to the national nominating conventions.

ILLINOIS ELECTORAL DISTRICTS.

COUNTY.	County seat.	Senatorial	Congressional.	Judicial circuit.	JUDICIAL DIS.	
					Appellate.	Supreme.
Adams.....	Quincy.....	36	15	8	3	4
Alexander.....	Calro.....	50	25	1	4	1
Bond.....	Greenville.....	47	22	3	4	2
Boone.....	Belvidero.....	8	12	17	6	6
Bureau.....	Mount Sterling.....	3	20	8	3	4
Bureau.....	Princeton.....	37	16	13	2	5
Calhoun.....	Hardin.....	96	20	8	3	2
Carroll.....	Mount Carroll.....	12	13	15	2	6
Cass.....	Virginia.....	30	20	8	3	4
Champaign.....	Urbana.....	24	19	6	3	3
Christian.....	Taylorville.....	40	21	4	3	2
Clark.....	Marshall.....	34	18	5	3	2
Clay.....	Louisville.....	42	24	4	4	1
Clinton.....	Carlyle.....	42	23	4	4	1
Coles.....	Charleston.....	34	19	5	3	3
Cook.....	Chicago.....	1,2,3,4,5,6 7,9,11,13,15 17,19,21,23 25,27,29,31	1,2,3,4,5 6,7,8,9,10	Not numbered	1	7
Crawford.....	Robinson.....	48	23	2	4	2
Cumberland.....	Toledo.....	40	18	5	3	2
DeKalb.....	Sycamore.....	35	12	16	2	6
DeWitt.....	Clinton.....	28	19	6	3	6
Douglas.....	Tuscola.....	34	19	6	3	3
DuPage.....	Wheaton.....	41	11	16	2	7
Edwards.....	Paris.....	22	18	5	3	5
Edwards.....	Albion.....	25	24	2	4	1
Effingham.....	Effingham.....	42	23	4	4	2
Fayette.....	Vandalia.....	40	23	4	4	2
Ford.....	Paxton.....	26	17	11	3	3
Franklin.....	Benton.....	50	25	2	4	1
Fulton.....	Lewistown.....	43	15	9	3	4
Gallatin.....	Shawneetown.....	48	24	2	4	1
Greene.....	Carrollton.....	38	20	7	3	2
Grundy.....	Morris.....	20	12	13	2	5
Hamilton.....	McLeansboro.....	51	24	2	4	1
Hancock.....	Carthage.....	32	14	5	3	3
Hardin.....	Elizabethtown.....	43	24	2	4	1
Henderson.....	Oquawka.....	33	14	9	2	4
Henry.....	Cambridge.....	37	15	14	2	5
Iroquois.....	Watseka.....	20	18	12	2	3
Jackson.....	Murphysboro.....	44	25	1	4	1
Jasper.....	Newton.....	46	23	4	4	2
Jefferson.....	Mount Vernon.....	46	23	2	4	1
Jersey.....	Jerseyville.....	38	20	7	3	2
Jo Daviess.....	Galena.....	12	13	15	2	6
Johnson.....	Vienna.....	51	24	4	4	1
Kane.....	Geneva.....	51	11	16	2	6
Kankakee.....	Kankakee.....	20	18	12	2	7
Kendall.....	Yorkville.....	14	12	16	2	6
Knob.....	Galesburg.....	43	15	9	2	5
Lake.....	Waukegan.....	8	10	17	2	7
LaSalle.....	Ottawa.....	39	12	13	2	5
Lawrence.....	Lawrenceville.....	48	23	2	4	6
Lee.....	Dixon.....	35	13	15	2	6
Livingston.....	Pontiac.....	16	17	11	3	3
Logan.....	Lincoln.....	28	17	11	3	3
Logan.....	Georgetown.....	35	19	6	3	3
Macoupin.....	Carlinville.....	38	21	7	3	2
Madison.....	Edwardsville.....	47	22	3	4	2
Marion.....	Salem.....	42	23	4	4	2
Marshall.....	Lacon.....	16	16	10	2	5
Mason.....	Havana.....	30	20	8	3	4
Massac.....	Metropolis.....	51	24	1	4	1
McDonough.....	Macomb.....	32	14	9	3	4
McHenry.....	Woodstock.....	8	11	17	2	6
McLean.....	Bloomington.....	26	17	11	3	3
Menard.....	Petersburg.....	30	20	4	3	4
Mercer.....	Aledo.....	33	14	14	2	4
Monroe.....	Waterloo.....	44	22	3	4	1
Montgomery.....	Hillsboro.....	38	21	4	3	2
Morgan.....	Jacksonville.....	45	20	7	3	4
Moultrie.....	Sullivan.....	24	19	6	3	3
Ogle.....	Oregon.....	10	13	15	2	6
Peoria.....	Peoria.....	13	16	10	2	5
Perry.....	Pinckneyville.....	44	25	3	4	1
Platt.....	Montcefflo.....	24	19	6	3	2
Platte.....	Fitsfield.....	36	20	8	3	2
Pope.....	Golconda.....	34	24	1	4	1
Pulaski.....	Mound City.....	50	25	1	4	1
Putnam.....	Hennepin.....	16	16	10	2	5
Randolph.....	Chester.....	44	25	3	4	1
Richland.....	Olney.....	46	23	2	4	2
Rock Island.....	Rock Island.....	33	14	14	2	4
Saline.....	Harrisburg.....	51	24	1	4	1
Sangamon.....	Springfield.....	45	21	7	3	3
Schuyler.....	Rushville.....	30	15	8	3	4

ILLINOIS ELECTORAL DISTRICTS.—CONTINUED.

COUNTY.	County seat.	Senatorial.	Congressional.	Judicial circuit.	JUDICIAL DIS- Appel- late.	Supreme.
Scott.....	Winchester.....	36	20	7	3	2
Shelby.....	Shelbyville.....	40	19	4	3	2
Stark.....	Tonlon.....	37	16	10	2	5
St. Clair.....	Belleville.....	49	22	3	4	1
Stephenson.....	Freeport.....	12	13	15	2	6
Tazewell.....	Pekin.....	30	16	10	3	3
Union.....	Jonesboro.....	50	25	1	4	1
Vernon.....	Danville.....	22	13	5	4	3
Wabash.....	Mount Carmel.....	48	23	2	4	1
Warren.....	Monmouth.....	22	14	9	2	4
Washington.....	Nashville.....	44	22	3	4	1
Wayne.....	Fairfield.....	46	24	2	4	1
White.....	Carmi.....	48	24	2	4	1
Whiteside.....	Morrison.....	35	13	14	2	6
Will.....	Joliet.....	41	11	12	2	7
Williamson.....	Marion.....	50	25	1	4	1
Winnebago.....	Rockford.....	10	12	17	2	6
Woodford.....	Eureka.....	16	17	11	2	5

GOVERNMENT OF ILLINOIS.

Legislative power is vested in a general assembly, consisting of a senate and house of representatives, both elected by the people. The state is divided into fifty-one senatorial districts, each of which elects a senator and three representatives. The general assembly makes laws and appropriates money for the government of the state, elects United States senators and represents the state and in general stands in the same relation to the state as congress does to all the states as a whole. The powers and duties of the chief executive officers are as follows:

Governor—The governor is vested with the chief executive power of the state. He is the commander in chief of the military and naval forces and may call out the militia to maintain the peace. He is required to inform the general assembly, by message, of the condition of affairs of the state and to recommend needed legislation. He may, by proclamation, call a special session of the assembly or adjourn it in case of disagreement between the two houses. He has the power to appoint certain officers and during a recess of the senate may fill vacancies or remove certain officers and may call special elections to fill vacancies in certain offices. He may make regulations upon the governors of other states for the return of fugitives from justice or offer rewards for the arrest of offenders against the laws of the state. He exercises a general supervision over the penitentiaries and may grant reprieves, commutations and pardons and may restore the rights of citizenship to ex-convicts. He may approve acts of the legislature and exercise the veto power.

Lieutenant-Governor—This officer is ex-officio president of the senate and has the power to cast the deciding vote in case of a tie. In case of the death, conviction on impeachment, failure to qualify, resignation, absence from the state or other disability on the part of the governor, the lieutenant-governor succeeds to the office to the close of the term.

Secretary of State—The secretary of state is charged with the safekeeping of the original laws and resolutions of the general assembly, with all books, bills and documents deposited with him by either house, and with all bonds, records and papers filed in his office. He keeps a record of the official acts of the governor, furnishes certified copies of the same to the assembly on request and certified copies of any of the records of his office on the payment of the statutory fees. He

countersigns and affixes the seal of the state to all proclamations and commissions issued by the governor; issues licenses for incorporations and certificates of organization to cities and villages and incorporated towns. He has charge of most of the buildings and grounds belonging to the state in Springfield, furnishes supplies for the general assembly and supervises the printing and distribution of all the public documents of the state. He calls the house of representatives to order at the beginning of each general assembly and presides over the same until the election of a speaker. He is the keeper of the great seal of the state and is the custodian and sealer of weights and measures.

Auditor—The auditor is required to keep all the accounts of the state; to audit the accounts of all officers or other persons authorized to receive moneys from the state treasury; to personally sign all warrants drawn on the treasury; to institute suits wherein the state is a plaintiff, and to make a biennial report of the business of his office to the governor. With the governor and treasurer he determines the state tax rate. He exercises a general supervision over state banks, building, loan and honested associations.

State Treasurer—The state treasurer is custodian of the revenues and public moneys of the state. He must make monthly settlements with the auditor and a biennial report to the governor.

Superintendent of Public Instruction—The superintendent exercises a general supervision over all the public schools of the state. He is the general and legal adviser of the county superintendents and must report biennially to the governor the general condition of all the schools of the state, the amount raised by taxation for school purposes and the manner of its expenditure and the general condition of all the school funds. He may grant state certificates to teachers or cause them to be withheld and must visit charitable institutions which are educational in character.

Attorney-General—It is the duty of the attorney-general to represent the state in the Supreme court in all cases in which the state is interested; to act as counsel for all state officials; to be the legal adviser of the governor and other state officers in matters relating to their official duties, and, on request, to furnish them, as well as either branch of the general assembly, with written opinions upon constitutional or legal questions.

GOVERNORS OF ILLINOIS.

Shadrach Bond, Dem.....1818-1822
Edward Coles, Dem.....1822-1826
Ninian Edwards, Dem.....1826-1820
John Reynolds, Dem.....1830-1834
Wm. L. D. Ewing,* Dem.....1834-1834
Joseph Duncan, Whig.....1834-1838
Thomas Carlin, Dem.....1838-1842
Thomas Ford, Dem.....1842-1846
Augustus C. French, Dem.....1846-1853
Joel A. Matteson, Dem.....1853-1857
Wm. H. Bissell,† Rep.....1857-1860

John Wood, Rep.....1860-1861
Richard Yates, Rep.....1861-1865
Richard J. Oglesby, Rep.....1865-1869
John M. Palmer,‡ Rep.....1869-1873
Richard J. Oglesby, Rep.....1873-1873
John L. Beveridge, Rep.....1873-1877
Shelby M. Cullom, Rep.....1877-1883
John M. Hamilton, Rep.....1883-1885
Richard J. Oglesby, Rep.....1885-1889
Joseph W. Fifer, Rep.....1889-1893
John P. Altgeld, Dem.....1893-1897

John R. Tanner, Rep.....1897-1901
Richard Yates, Jr., Rep.....1901-1905
Charles S. Deneen, Rep.....1905-1909
Charles S. Deneen, Rep.....1909-1913
*Served only fifteen days, completing Reynolds' term. †Died in office; succeeded by John Wood. ‡Democrat after 1872. §Elected United States senator; succeeded by John M. Hamilton.

POPULAR VOTE OF ILLINOIS (1890-1908).

Year.	Office.	Rep.	Dem.	Pro.	Peo.	Soc.	Total.
1880	President	318,037	277,321	440	26,338	622,306
1882	Treasurer	250,722	244,555	11,330	15,511	521,948
1884	President	237,469	312,351	12,074	10,776	672,670
1886	Treasurer	276,680	240,664	19,766	34,821	572,986
1888	President	370,475	348,371	21,703	7,134	747,653
1890	Treasurer	321,991	331,929	32,236	677,139
1892	President	399,288	426,281	25,871	22,207	873,647
1894	Treasurer	455,738	321,551	19,460	60,067	858,551
1896	President	607,130	464,523	9,796	1,000	1,090,766
1898	Treasurer	448,940	405,490	11,753	7,886	1,373,597
1900	President	597,985	503,061	17,626	1,141	1,106,807
1902	Treasurer	450,695	360,925	18,434	1,521	839,975
1904	President	632,645	327,606	34,770	6,725	1,076,499
1906	Treasurer	417,544	271,984	89,293	824,583
1908	President	629,932	450,810	29,364	633	1,155,254
1910	Treasurer	436,484	376,046	20,013	832,230

NOTE—In the above table the total vote includes the scattering vote for minor party candidates. The vote in the people's party column prior to 1890 is that cast for the greenback party and in

1888 for the labor party. The sociallist vote as given includes that of the social labor and social democrat parties.

VOTE FOR ILLINOIS GOVERNORS, 1880-1908.

1880.	Shelby M. Cullom, Rep.	314,565
	Lyman Trumbull, Dem.	277,532
	A. J. Streeter, Greenback.	28,898
1884.	Richard J. Oglesby, Rep.	334,234
	Carter H. Harrison, Sr., D.	319,635
	Jesse Harper, Peo.	8,605
	James B. Hobbs, Pro.	10,905
1888.	Joseph W. Fifer, Rep.	367,860
	John M. Palmer, Dem.	355,313
	David H. Harts, Pro.	18,874
	Willis W. Jones, U. L.	6,394
1892.	John P. Altgeld, Dem.	425,558
	Joseph W. Fifer, Rep.	402,686
	Robert R. Link, Pro.	24,808
	Nathan Barnett, Peo.	20,108
1896.	John R. Tanner, Rep.	587,627
	John P. Altgeld, Dem.	474,256
	George W. Gere, Pro.	14,559
	Wm. S. Forman, Gold D.	8,102
	C. A. Baustian, Soc. Lab.	985
	J. W. Higgs, Nat.	723
1900.	Richard Yates, Rep.	580,199
	Samuel Alschuler, Dem.	518,966
	V. V. Barnes, Pro.	15,643
	Herman C. Perry, Soc. D.	8,611
	L. P. Hoffman, Soc. Lab.	1,319
	A. C. Van Tine, Peo.	1,106
	L. G. Spencer, U. R.	650
	John Cordingly, U. C.	334
1904.	Charles S. Deneen, Rep.	634,029
	Laurence B. Stringer, D.	334,880
	John Collins, Soc.	59,662
	Robert H. Patton, Pro.	35,440
	Philip Veal, Soc. Lab.	4,379
	James Hogan, Peo.	4,364
	A. G. Specht, Continental.	780
1908.	Charles S. Deneen, Rep.	550,076

Adlai E. Stevenson, Dem.	526,912
Daniel R. Sheen, Pro.	39,322
James H. Brower, Soc.	31,293
Gustav A. Jennings, Soc. L.	1,526
George W. McCaskrin, Ind.	10,833

VOTE FOR STATE TREASURERS, 1880-1910.

(Minor candidates omitted.)		
1880.	Edward Rutz, Rep.	317,372
	Thos. Butterworth, Dem.	276,670
	J. W. Evans, Greenback.	26,658
1882.	John C. Smith, Rep.	250,722
	Alfred Orendorff, Dem.	244,585
	Daniel McLaughlin, Gbk.	15,511
	John G. Irwin, Pro.	11,130
1884.	Jacob Gross, Rep.	338,171
	Alfred Orendorff, Dem.	313,400
	B. W. Goodhue, Peo.	10,451
	Uriah Copp, Pro.	11,119
1886.	John R. Tanner, Rep.	276,680
	Henry F. J. Ricker, Dem.	240,864
	H. W. Austin, Pro.	19,766
	John Budlong, Un. Lab.	34,701
1888.	Charles Becker, Rep.	369,931
	Francis A. Hoffman, Jr., D.	348,834
	John W. Hart, Pro.	21,174
	Nathan Barnett, Un. Lab.	7,491
1890.	Edwin S. Wilson, Dem.	331,327
	Franz Amberg, Rep.	321,999
	R. R. Link, Pro.	22,306
1892.	Rufus N. Ramsay, Dem.	425,855
	Henry L. Hertz, Rep.	396,318
	Thos. S. Marshall, Pro.	26,426
	John W. McElroy, Peo.	21,579
1894.	Henry Wulff, Rep.	455,856

B. J. Claggett, Dem.	322,459
John Randolph, Peo.	69,793
H. J. Puterbaugh, Pro.	19,437

1896.	
Henry L. Hertz, Rep.	589,816
Edw. C. Pace, Dem.-Peo.	473,043
E. K. Hayes, Pro.	11,849
Edward Ridgely, Gold. D.	8,411
1898.	
Floyd K. Whittemore, Rep.	443,940
Millard F. Dunlap, Dem.	405,490
John W. Hess, Pop.	7,993
Wm. H. Boles, Pro.	11,732
1900.	
Moses O. Williamson, Rep.	532,002
Millard F. Dunlap, Dem.	508,720
Henry C. Tunison, Pro.	16,613
Jacob Winnen, Soc. Dem.	8,831
1902.	
Fred A. Busse, Rep.	450,685
George Duddleston, Dem.	360,925
Chas. H. Tuesburg, Pro.	18,434
A. W. Nelson, Soc.	20,167
Gottlieb Renner, Soc. Lab.	8,235
1904.	
Len Small, Rep.	610,300
Chas. B. Thomas, Dem.	353,232
J. Ross Hanna, Pro.	35,664
E. S. Tebbetts, Soc.	62,848
1906.	
John F. Smulski, Rep.	417,544
Nicholas L. Piotrowski, D.	271,934
William P. Allin, Pro.	89,293
Wilson E. McDermut, Soc.	42,005
1908.	
Andrew Russel, Rep.	619,698
John B. Mount, Dem.	449,978
Albert S. Spalding, Pro.	31,037
William Cross Lloyd, Soc.	33,707
1910.	
Edward E. Mitchell, Rep.	436,484
Alpheus K. Hartley, Dem.	376,046
Lorenzo J. Kendall, Pro.	20,013
O. T. Fraenkel, Soc.	49,687

COOK COUNTY VOTE

1900—FOR STATE'S ATTORNEY.	Charles S. Deneen, Rep.	205,709
	Julius Goldzier, Dem.	179,696
	Walter Hawk, Pro.	5,236
	C. H. Becker, Peo.	1,153
	Thos. J. Morgan, Soc. Dem.	6,227
1902—FOR SHERIFF.	Daniel D. Healy, Rep.	135,036
	Thomas E. Barrett, Dem.	141,822
	Joseph P. Tracy, Pro.	4,340
	Henry Sale, Soc. Lab.	5,973
	James P. Larsen, Soc.	13,134
	Thos. Degan, Single Tax.	908

FOR SHERIFF AND STATE'S

1904—FOR STATE'S ATTORNEY.	John J. Healy, Rep.	206,487
	George A. Trude, Dem.	132,811
	M. C. Harper, Pro.	5,630
	Seymour Stedman, Soc.	39,736
	Henry Sale, Soc. Lab.	2,547
	L. A. Shaw, Peo.	1,468
1906—FOR SHERIFF.	Christopher Strassher, R.	131,608
	Harry R. Gibbons, Dem.	93,836
	S. A. Wilson, Pro.	3,745
	James P. Larsen, Soc.	26,055
	Jas. J. Gray, Ind. League.	49,296
	John Fitzpatrick, Prog. Al.	1,400

ATTORNEY (1900-1910).

1908—FOR STATE'S ATTORNEY.	John E. W. Wayman, Rep.	197,805
	Jacob J. Kern, Dem.	146,133
	William Stret, Pro.	45,528
	Seymour Stedman, Soc.	17,471
	Charles H. Mitchell, Ind.	9,279
1910—FOR SHERIFF.	Michael Zimmer, Dem.	165,445
	Frank A. Vogler, Rep.	145,598
	O. F. Sorber, Pro.	5,038
	Wm. Van Bodegraven, Soc.	27,583

PRESIDENTIAL VOTE FROM 1884 TO 1908.

1884.		Chicago.	Cook Co.	Chicago.		Cook Co.	
James G. Blaine, Rep.	51,420	69,251	177,165	186,193			
Grover Cleveland, Dem.	48,530	60,609	2,977	3,490			
B. F. Butler, Greenback.	540	810	185	211			
John P. St. John, Pro.	484	997	6,653	6,752			
1888.							
Benjamin Harrison, Rep.	60,102	85,307	410	434			
Grover Cleveland, Dem.	63,706	84,491	145	160			
Clinton B. Fisk, Pro.	1,308	2,577	130	134			
Alson J. Streeter, Union Labor.	255	303					
R. H. Cowdrey, United Labor.	126	146					
1892.							
Grover Cleveland, Dem.	136,474	144,604	208,689	229,873			
Benjamin Harrison, Rep.	109,849	111,254	98,765	103,762			
James B. Weaver, Peo.	1,506	1,614	4,652	5,290			
John Bidwell, Pro.	3,029	3,618	45,929	47,743			
1896.							
William McKinley, Rep.	200,747	221,823	205,830	230,400			
William J. Bryan, Dem.	144,736	151,910	143,544	152,990			
Joshua Levering, Pro.	1,849	2,149	4,982	5,965			
Charles E. Bentley, Nat.	141	163	17,712	18,842			
Charles H. Matchett, Soc. Lab.	712	727	5,633	5,932			
John M. Palmer, Gold Dem.	2,300	2,600	169	178			
1900.							
William McKinley, Rep.	184,786	203,760	205,830	230,400			
William H. Taft, Rep.			143,544	152,990			
William J. Bryan, Dem.			4,982	5,965			
Engene Chaffin, Pro.			17,712	18,842			
Engene V. Debs, Soc.			5,633	5,932			
C. H. Corregan, Soc. Lab.			169	178			
Thomas E. Watson, Peo.			616	649			
Austin Holcomb, Cont.			49	78			

COAL INDUSTRY OF ILLINOIS.

Summary for year ended June 30, 1910.

Counties producing coal.....	55	Tons undercut by machines.....	18,176,254
Mines of all kinds.....	881	Tons mined by hand.....	30,541,599
New mines open or mines reopened.....	86	Miners employed during year.....	39,069
Mines closed or abandoned.....	91	Other employes underground.....	28,137
Total output (tons of 2,000 lbs.).....	48,717,853	Boys employed underground.....	1,154
Shipping or commercial mines.....	390	Employes above ground.....	6,227
Output of shipping mines, tons.....	47,225,201	Total number employes.....	74,634
Mines in local trade.....	491	Men employed at shipping mines.....	71,520
Output of local mines, tons.....	1,492,652	Persons at work underground.....	68,360
Total tons of mine run coal.....	10,220,456	Persons at work on surface.....	6,274
Total tons of lump coal.....	20,769,930	Average price paid per gross ton for hand mining.....	\$0.597
Total tons of egg coal.....	3,334,059	For machine mining.....	\$0.46
Total tons of nut coal.....	2,846,693	Kegs of powder used.....	1,254,095
Total tons of pea coal.....	10,174,677	Men accidentally killed.....	406
Total tons of slack coal.....	1,372,038	Killed inside mines.....	395
Total tons shipped.....	43,007,015	Killed outside mines.....	11
Tons supplied locomotives at mines.....	886,217	Wives made widows.....	246
Tons sold to local trade.....	2,867,871	Children left fatherless.....	675
Tons consumed at plant.....	1,956,750	Men injured.....	742
Average days active operation.....	179	Gross tons mined to each life lost.....	120,000
Average value per ton, all grades, at shipping mines.....	\$1.01	Number employes to each life lost.....	184
Aggregate home value total product.....	\$50,204,207	Deaths per 1,000 men employed.....	5.44
Average value per ton, all grades, at all mines.....	\$1.03	Tons mined to each man hurt.....	65,657
Mines using mining machinery.....	114	Number employes to each man hurt.....	101
Mining machines in use.....	1,289	Number injured to 1,000 employed.....	9.9

ILLINOIS TAX COMMISSION.

Appointed by governor March 11, 1910.

John P. Wilson, Chicago; Charles E. Merriam, Chicago; Alfred M. Craig, Galesburg; Ben F. Caldwell, Springfield; Prof. David Felmley, Urbana; A. P. Grout, Winchester; B. L. Winchell, Chicago.

Duties of the commission:

1. To make a careful compilation of all state laws relating to taxation and Supreme court decisions thereon.
2. To classify and tabulate statistics relating to the totals raised by taxation in state, counties and municipalities.
3. To investigate all complaints which may be made to them of illegal, unjust or excessive taxation.
4. To secure information as to taxing methods in other states.

5. To formulate a report "which shall be as plain, concise and comprehensive as possible."

The commission met nine times and gave three public hearings, at which numerous suggestions for changes in the laws were urged. A compilation of the tax laws and judicial decisions of Illinois

thereon was made by Prof. Albert M. Kales of the Northwestern university and Elmer M. Leissman and published by the commission. At its request Prof. John M. Fairlie of the University of Illinois published a descriptive and statistical report on the "Taxation and Revenue System of Illinois." The report of the commission was presented to the general assembly in January, 1911, but no action was taken by that body with reference to the recommendations made. One of these proposed the submission of an amendment to the state constitution removing from the general assembly the present restrictions in regard to the taxation of personal property. It provided that any tax levied upon personal property must be uniform as to persons and property of the same class within the jurisdiction of the body imposing the same, and that all exemptions should be by general law, revocable by the general assembly at will. The commission also recommended bills for important changes in the machinery of the tax administration, such, for example, as the establishment of a permanent state tax commission in place of the present state board of equalization.

POPULATION OF ILLINOIS BY COUNTIES.

[From federal census reports.]

Counties.	1820.	1830.	1840.	1850.	1860.	1870.	1880.	1890.	1900.	1910.
Adams		2,186	14,476	26,508	41,323	56,362	59,148	61,188	67,058	64,588
Alexander	626	1,390	3,313	2,484	4,707	10,564	14,809	16,563	19,384	22,741
Bond	2,931	3,124	5,060	6,144	9,815	13,102	14,873	14,550	16,708	17,075
Boone			1,705	7,624	11,678	12,942	11,527	12,203	15,791	15,481
Brown			4,183	7,198	9,938	12,205	13,044	11,951	11,557	10,397
Bureau			3,067	8,841	26,426	34,415	23,189	35,014	41,112	43,975
Calhoun		1,090	1,741	3,231	5,144	6,562	7,471	7,452	8,917	8,610
Carroll			1,023	4,586	11,733	16,705	16,985	18,320	18,963	18,035
Cass			2,981	7,253	11,325	11,580	14,494	15,963	17,222	17,372
Champaign			1,475	2,649	14,629	22,737	40,869	42,159	47,622	51,829
Christian			1,878	3,203	10,492	20,363	28,232	30,531	32,790	34,584
Clay	931	3,940	7,453	4,522	14,387	13,719	21,900	21,939	24,033	28,517
Clark		755	3,228	4,289	9,336	15,775	16,195	16,772	19,553	18,661
Clinton		2,330	3,718	5,139	10,941	16,285	18,718	17,411	19,124	22,832
Coles			9,616	9,335	14,203	25,535	27,055	30,093	34,844	34,517
Cook			10,201	43,385	144,954	349,966	607,719	1,191,922	1,838,735	2,405,233
Crawford	2,999	3,117	4,422	7,133	11,551	13,889	16,190	17,283	19,240	26,281
Cumberland				3,718	8,311	12,223	13,762	15,443	16,124	14,281
DeKalb			1,697	7,540	19,086	23,265	26,774	27,066	31,756	33,457
DeWitt			3,247	5,002	10,820	14,768	17,014	17,011	18,927	18,906
Douglas					7,140	13,484	15,857	17,669	19,097	19,591
DuPage			3,535	9,290	14,701	16,685	19,187	22,551	28,196	33,432
Edgar		4,071	8,225	10,692	16,925	21,460	25,504	26,787	28,213	27,336
Edwards	3,444	1,649	3,070	3,524	7,454	7,565	8,600	9,444	10,345	10,049
Effingham			1,675	3,739	7,816	15,633	18,924	19,358	20,465	20,558
Fayette		2,704	6,238	8,075	11,189	19,638	23,243	23,367	28,065	28,075
Ford					1,979	9,103	15,105	17,035	18,259	17,096
Franklin	1,763	4,083	3,682	5,681	9,393	12,652	16,129	17,138	19,475	25,943
Fulton		1,841	13,142	22,508	33,338	38,291	41,249	43,110	46,201	49,549
Gallatin	3,155	7,405	10,760	5,418	8,065	11,134	12,862	14,935	15,836	14,628
Greene			7,674	11,951	12,429	16,093	20,277	23,014	23,791	23,402
Grundy				3,023	10,379	14,928	16,738	21,024	24,136	24,162
Hamilton		2,616	3,945	6,362	9,915	13,014	16,712	17,800	20,197	18,227
Hancock		483	9,946	14,652	29,061	35,935	35,352	31,907	32,215	30,638
Hardin			1,378	2,887	3,759	5,113	6,024	7,234	7,448	7,015
Henderson				4,612	9,501	12,582	10,755	10,836	10,836	9,724
Henry		41	3,000	3,809	20,600	35,506	36,609	33,338	40,045	41,736
Itasca			1,695	4,149	12,252	25,822	35,487	35,147	38,014	35,543
Jackson	1,542	1,828	3,566	5,862	9,889	19,624	23,408	27,809	33,871	35,143
Jasper			1,472	3,472	8,364	11,238	14,515	18,188	20,160	18,157
Jefferson	691	2,555	5,762	8,109	12,665	17,864	20,686	22,590	28,133	29,111
Jersey			4,385	7,354	12,051	15,051	15,546	14,810	14,612	13,954
Jo Daviess		2,111	6,180	18,604	27,325	27,820	27,584	25,101	24,633	22,657
Johnson	843	1,596	3,626	4,114	9,342	11,248	13,079	15,013	15,667	14,331
Kane			6,501	16,703	30,062	39,091	44,956	65,061	78,792	91,862
Kankakee					15,412	24,352	24,961	28,732	37,154	40,752
Kendall				7,730	13,074	12,399	13,084	12,106	11,467	10,777
Knox		274	7,060	13,278	28,663	39,522	38,360	38,752	43,612	46,159
Lake			7,654	14,226	18,257	21,914	21,299	24,235	34,504	55,058
LaSalle			9,348	17,815	48,332	69,792	70,420	80,798	87,776	90,132
Lawrence		3,668	7,092	6,121	9,214	12,533	13,633	14,693	16,523	22,661
Lee			2,025	5,292	17,691	27,171	27,494	26,187	29,894	27,750
Livingston			759	1,552	11,637	31,471	38,450	38,455	42,035	40,465
Logan			2,333	5,128	14,272	23,053	25,041	25,489	28,680	30,216
Macon		1,122	3,039	3,988	13,738	26,481	30,671	30,083	44,003	54,186
Macoupin		1,990	7,826	12,355	24,602	32,726	37,705	40,380	42,256	50,685
Madison	13,750	6,221	14,433	20,441	31,351	44,131	50,141	51,535	64,694	89,847
Marion		2,125	4,752	6,730	12,739	29,622	33,691	24,341	30,446	35,094
Marshall			1,849	5,180	13,437	16,536	15,036	13,653	16,370	15,679
Mason				5,021	10,931	16,184	16,244	16,067	17,491	17,377
Massac				4,092	6,213	9,581	10,443	11,314	13,110	14,200
McDonough			5,308	7,616	20,069	26,909	27,467	28,512	26,887	26,887
McHenry			2,578	7,918	22,089	23,662	24,914	26,214	27,819	32,509
McLean			6,655	10,163	28,772	53,988	60,115	63,036	67,845	68,008
Menard			4,311	6,349	9,584	11,785	13,028	13,120	14,338	12,796
Mercer		26	2,352	5,246	15,042	18,769	19,501	18,545	20,944	19,723
Monroe	1,516	2,000	4,481	7,679	12,832	12,832	13,682	12,948	13,847	13,503
Montgomery		2,953	4,490	6,277	13,979	25,314	23,086	30,093	30,836	35,311
Morgan		12,714	19,547	16,064	23,112	28,463	31,519	32,636	35,006	34,420
Moultrie				2,234	6,385	10,385	13,705	14,481	15,224	14,630
Ogle			3,470	10,020	22,888	27,492	29,946	28,710	29,129	27,864
Peoria			6,153	17,547	36,601	47,540	55,419	70,378	88,608	100,255
Perry		1,215	3,222	5,278	9,552	13,723	16,008	17,529	19,830	22,088
Platt				1,696	6,127	10,953	15,583	17,062	17,706	16,376
Pike		2,396	11,728	18,819	27,249	30,768	33,761	31,000	31,595	28,622
Pope		2,610	3,216	4,094	3,975	6,742	11,437	14,017	13,585	11,215
Pulaski				2,264	3,943	8,762	9,507	11,355	14,554	15,650
Putnam		1,310	2,131	3,924	5,587	6,280	6,555	4,730	4,746	7,561
Randolph	3,492	4,429	7,944	11,079	17,205	20,859	25,691	25,049	28,001	29,120
Richland				3,012	9,711	12,803	15,546	15,019	16,391	15,970
Rock Island			2,610	6,983	21,005	29,763	38,314	41,917	55,249	70,404
Saline				5,588	9,331	12,714	15,940	19,342	21,686	30,204
Sangamon		12,960	14,716	19,228	32,274	46,352	52,902	61,195	71,539	91,029
Schuyler		2,959	6,972	10,573	14,684	17,419	16,249	16,013	16,129	14,852

Counties.	1820.	1830.	1840.	1850.	1860.	1870.	1880.	1890.	1900.	1910.
Scott	6,215	7,914	9,069	10,530	10,745	10,304	10,455	10,067
Shelby	2,972	6,659	7,807	14,613	25,476	30,282	31,191	32,126	31,693
Stark	1,573	3,710	9,004	10,751	11,209	9,982	10,186	10,098
St. Clair	5,248	7,078	13,631	20,180	37,694	51,068	61,850	66,571	86,685	119,870
Stephenson	2,800	11,667	25,112	30,603	31,970	31,338	34,933	36,821
Tazewell	4,716	7,221	12,052	21,470	27,903	29,679	29,556	33,221	34,027
Union	2,362	3,239	5,524	7,615	11,181	17,513	18,100	21,549	22,610	21,856
Vermilion	5,836	9,303	11,402	19,800	30,388	41,600	49,905	65,635	77,996
Wabash	2,710	4,240	4,690	7,313	8,841	9,945	11,866	12,583	14,913
Warren	308	6,739	8,176	18,336	23,174	22,940	21,281	23,163	23,313
Washington	1,547	1,675	4,810	6,953	13,721	17,590	21,117	19,262	19,526	18,759
Wayne	1,114	2,553	5,123	6,825	12,223	10,758	21,207	23,005	27,626	25,697
White	4,828	6,091	7,919	8,225	12,403	16,846	23,989	25,005	25,386	23,052
Whiteside	2,514	5,361	18,737	27,503	30,888	30,854	34,710	34,507
Will	10,167	16,703	29,359	43,013	53,424	62,007	74,764	84,771
Williamson	2,457	7,216	12,241	17,359	19,326	22,226	27,796	45,098
Winnebago	4,609	11,773	24,491	29,301	50,513	39,938	47,845	63,153
Woodford	4,415	12,282	18,956	21,630	21,429	21,822	20,506
Aggregate	55,162	157,445	476,183	851,470	1,711,951	2,539,831	3,077,871	3,826,351	4,821,550	5,638,591

NOTE—In 1800 and 1810 the territory of Illinois contained but two organized counties, Randolph and St. Clair. In 1800 the population of Randolph county was 1,103 and of St. Clair 1,255, total 2,358; in 1810 Randolph 7,275 and St. Clair 5,007, total 12,282.

FACTS ABOUT ILLINOIS COUNTIES.

Date of organization, area in square miles and origin of names.

- Adams—Jan. 13, 1825—830—John Quincy Adams.
 Alexander—March 4, 1819—220—Wm. M. Alexander.
 Bond—Jan. 4, 1817—380—Gov. Shadrach Bond.
 Boone—March 4, 1837—238—Daniel Boone.
 Brown—Feb. 1, 1839—306—Gen. Jacob Brown.
 Bureau—Feb. 28, 1837—846—Pierre de Buero (Indian trader).
 Calhoun—Jan. 10, 1825—251—John C. Calhoun.
 Carroll—Feb. 22, 1839—450—Charles Carroll of Carrollton.
 Cass—March 3, 1837—460—Gen. Lewis Cass.
 Champaign—Feb. 20, 1832—1,008—County in Ohio.
 Christian—Feb. 15, 1839—702—County in Kentucky.
 Clark—March 22, 1819—513—George Rogers Clark.
 Clay—Dec. 23, 1824—466—Henry Clay.
 Clinton—Dec. 27, 1824—487—DeWitt Clinton.
 Coles—Dec. 25, 1830—520—Gov. Edward Coles.
 Cook—Jan. 15, 1831—890—Daniel P. Cook.*
 Crawford—Dec. 31, 1816—470—Wm. H. Crawford of Georgia.
 Cumberland—March 2, 1843—350—Cumberland road.
 DeKalb—March 4, 1837—650—Baron DeKalb.
 DeWitt—March 1, 1839—440—DeWitt Clinton.
 Douglas—Feb. 8, 1859—410—Stephen A. Douglas.
 DuPage—Feb. 9, 1839—340—DuPage river.
 Edgar—Jan. 3, 1823—640—John Edgar (merchant).
 Edwards—Nov. 28, 1814—220—Gov. Ninian Edwards.
 Effingham—Feb. 15, 1831—486—Gov. Edw. Effingham.
 Fayette—Feb. 14, 1821—720—Marquis de Lafayette.
 Ford—Feb. 17, 1859—580—Gov. Thomas Ford.
 Franklin—Jan. 2, 1818—430—Benjamin Franklin.
 Fulton—Jan. 28, 1823—864—Robert Fulton.
 Gallatin—Sept. 14, 1812—340—Albert Gallatin.
 Greene—Jan. 20, 1821—540—Gen. Nathanael Greene.
 Grundy—Feb. 17, 1841—440—Felix Grundy of Tennessee.
 Hamilton—Feb. 8, 1821—440—Alexander Hamilton.
 Hancock—Jan. 13, 1825—780—John Hancock.
 Hardin—March 2, 1839—180—County in Kentucky.
 Henderson—Jan. 30, 1841—350—Henderson river.
 Henry—Jan. 13, 1825—325—Patrick Henry.
 Iroquois—Feb. 26, 1823—1,100—Indian name.
 Jackson—Jan. 10, 1816—580—Andrew Jackson.
 Jasper—Feb. 15, 1831—484—Sergt. Wm. Jasper.
 Jefferson—March 26, 1819—466—Thomas Jefferson.
 Jersey—Feb. 28, 1839—360—New Jersey.
 Jo Daviess—Feb. 17, 1827—650—Col. Jo Daviess of Kentucky.
 Johnson—Sept. 14, 1812—340—Col. Richard M. Johnson.
 Kane—Jan. 16, 1836—540—Senator Elias K. Kane.
 Kankakee—Feb. 11, 1853—680—Indian name.
 Kendall—Feb. 19, 1841—321—Amos Kendall (post-master-general).
 Knox—Jan. 13, 1829—720—Gen. Henry Knox.
 Lake—March 1, 1839—394—Lake Michigan.
 LaSalle—Jan. 15, 1831—1,152—Explorer LaSalle.
 Lawrence—Jan. 16, 1821—362—Exp. Jas. Lawrence.
 Lee—Feb. 27, 1839—728—Richard Henry Lee.
 Livingston—Feb. 27, 1837—1,026—Edward Livingston.
 Logan—Feb. 15, 1839—620—Dr. John Logan.†
 Macon—Jan. 19, 1829—580—Nathaniel Macon of North Carolina.
 Macoupin—Jan. 17, 1829—864—Indian name.
 Madison—Sept. 14, 1812—740—James Madison.
 Marion—Jan. 24, 1823—576—Gen. Francis Marion.
 Marshall—Jan. 19, 1839—350—John Marshall.
 Mason—Jan. 20, 1841—518—County in Kentucky.
 Massac—Feb. 8, 1843—240—Fort Massac.
 McDonough—Jan. 25, 1826—576—Gen. Thomas McDonough.
 McHenry—Jan. 16, 1836—612—Gen. Wm. McHenry.
 McLean—Dec. 25, 1830—1,161—John McLean (congressman).
 Menard—Feb. 15, 1839—311—Lieut.-Gov. Pierre Menard.
 Mercer—Jan. 13, 1825—550—Gen. Hugh Mercer.
 Monroe—Jan. 6, 1816—380—James Monroe.
 Montgomery—Feb. 12, 1821—740—Gen. R. Montgomery.
 Morgan—Jan. 31, 1823—563—Gen. Daniel Morgan.
 Moultrie—Feb. 16, 1843—340—Gen. Wm. Moultrie.
 Ogle—Jan. 16, 1836—773—Lieut. Joseph Ogle.
 Peoria—Jan. 13, 1825—630—Indian name.
 Perry—Jan. 29, 1827—432—Com. Oliver H. Perry.
 Piatt—Jan. 27, 1841—440—Benj. Piatt (atty.-gen.).
 Pike—Jan. 31, 1821—756—Zebulon M. Pike.
 Pope—Jan. 10, 1816—360—Nathaniel Pope.
 Pulaski—March 3, 1843—190—Count Casimir Pulaski.
 Putnam—Jan. 13, 1825—170—Gen. Israel Putnam.
 Randolph—Oct. 5, 1795—560—Edmund Randolph.
 Richland—Feb. 24, 1841—380—County in Ohio.
 Rock Island—Feb. 9, 1839—420—Island same name.
 Saline—Feb. 25, 1847—396—Saline creek.
 Sangamon—Jan. 30, 1821—875—Indian name.
 Schuyler—Jan. 13, 1825—414—Gen. Philip Schuyler.
 Scott—Feb. 16, 1839—252—County in Kentucky.
 Shelby—Jan. 23, 1827—760—Gov. Isaac Shelby.
 Stark—May 2, 1839—290—Gen. John Stark.
 St. Clair—April 27, 1790—Gen. Arthur St. Clair.
 Stephenson—March 4, 1837—573—Col. Benjamin Stephenson.
 Tazewell—Jan. 31, 1827—650—Gov. L. W. Tazewell.
 Union—Jan. 2, 1818—400—Union of states.
 Vermilion—Jan. 18, 1826—882—Vermilion river.
 Wabash—Dec. 27, 1824—220—Indian name.
 Warren—Jan. 13, 1825—540—Gen. Joseph Warren.
 Washington—Jan. 2, 1818—557—George Washington.
 Wayne—March 26, 1819—720—Gen. Anthony Wayne.
 White—Dec. 9, 1815—500—Capt. Leonard White.
 Whiteside—Jan. 16, 1836—676—Col. Sam Whiteside.
 Will—Jan. 12, 1836—850—Conrad Will.‡
 Williamson—Feb. 28, 1839—440—County in Tennessee.
 Winnebago—Jan. 16, 1836—540—Indian name.
 Woodford—Feb. 27, 1841—556—County in Kentucky.

*Lawyer and first attorney-general of Illinois. †Father of Gen. John A. Logan. ‡Member of constitutional convention of 1818.

REVENUE FROM THE ILLINOIS CENTRAL.

Since March 24, 1855, the Illinois Central Railroad company, in accordance with the terms of its charter, accepted March 15, 1851, has been paying into the Illinois state treasury semiannually a certain percentage of the gross receipts from its charter lines. This percentage up to 1857 was 5 and since then has been 7. The total amount paid by the road to the state up to April 30, 1911, was \$30,321,894.68. The gross receipts and the semi-annual payments to the state since April 30, 1905, have been:

Time.	Receipts.	Payments.
April 30, 1905.....	\$7,635,116.74	\$534,458.17
Oct. 31, 1905.....	7,868,214.35	550,775.00
April 30, 1906.....	8,461,749.42	592,322.46
Oct. 31, 1906.....	8,572,893.57	600,102.55
April 30, 1907.....	8,517,289.72	596,210.23
Oct. 31, 1907.....	9,176,083.43	642,325.84
April 30, 1908.....	7,619,184.14	533,342.89
Oct. 31, 1908.....	7,996,765.05	559,773.55
April 30, 1909.....	8,047,250.33	563,307.52
Oct. 31, 1909.....	8,419,454.63	598,361.82
April 30, 1910.....	8,684,545.71	607,918.20
Oct. 31, 1910.....	8,714,423.43	610,009.61
April 30, 1911.....	8,844,230.28	619,096.12

In 1905, under the administration of Gov. Charles S. Deneen, an investigation of the accuracy of the semiannual statements made by the Illinois Central Railroad company to the state of Illinois was begun and as a result a suit for an accounting was brought by the state against the corporation at the February term of the state Supreme court. It was, however, dismissed for want of jurisdiction, the state being given leave to withdraw its bill without prejudice. It was thereupon filed in the Circuit court of LaSalle county, to the June term, 1907. After various legal processes and arguments the court dismissed the bill for want of equity and from that decree the state appealed to the state Supreme court. Oct. 28, 1910, that tribunal handed down a decision reversing the decision of the Circuit court and remanding the case.

The opinion of the Supreme court, which was delivered by Chief Justice Carter, held that the accounts between the state and the railroad company prior to the year 1905, having been either expressly approved by the governor or accepted by him without objection, were closed or stated accounts which could not be opened up; that the state had no just cause for complaint on account of the diversion of traffic from charter to noncharter lines, and that interest received by the railroad company upon bank deposits and loans formed no part of the gross receipts of the charter lines upon which it must pay a percentage to the state. On the other hand the opinion sustained many of the contentions of the state. Among some of the more important of these were:

That the accounts between the state and the company are open for the years 1905, 1906, 1907, 1908 and 1909 and that the burden of proof is upon the company to show that the semiannual statements furnished to the governor since 1904 are just and true.

That in the division of earnings and payment of expenses, charter and noncharter lines must be treated as distinct and independent.

That the company must pay into the state treasury 7 per cent of the charter line receipts from interstate traffic.

That all joint earnings of charter and noncharter lines must be divided upon such an equitable basis that the state shall receive the full percentage to which it is entitled under the charter. That where switching or drayage charges incurred by the company in Chicago are paid by the company in the performance of its duty as a common carrier, they cannot be deducted from the charter lines' gross receipts before the state's per centum is computed.

That the income derived from hotels, restaurants and dining cars is part of the gross income of the company and must be accounted for in the semi-annual statements to the state.

That unlawful rebates cannot be deducted from charter line receipts, and that whenever a rebate

is so deducted the burden of proving its lawfulness is upon the company.

That whenever traffic moves between points on noncharter lines south of the Ohio river and Cairo and Mounds in Illinois, the charter lines must be awarded their just proportionate share of the joint earnings.

That the railroad company is entitled to deduct a reasonable charge or bridge arbitrary for the use of the Cairo bridge, but that whenever the total amount so deducted in any one year shall exceed \$180,000 (the annual rental stipulated in the company's lease) that fact shall tend to prove that the bridge arbitraries are unreasonable.

That the company must answer the seventy-four interrogatories attached to the bill and furnish to the state the information called for as to all the years since 1904.

When the time for filing a petition for a rehearing had expired, a remanding order was filed in the Circuit court of LaSalle county. Nov. 26, 1910, Attorney-General W. H. Stead entered a motion in the Circuit court of LaSalle county for a rule on the Illinois Central company to answer the amended bill of the state and the seventy-four interrogatories propounded therein. The court entered a rule and required it to answer the amended bill and the interrogatories by June 1, 1911.

Shortly prior to June 1 the attorney-general was notified by the attorneys of the company that an application would be made for a further extension of time to answer the bill and interrogatories, and on June 12 the matter of granting such further extension of time was heard before Judge Stough of the Circuit court of LaSalle county. Upon this hearing the attorneys for the company represented to Judge Stough that a force of between eighty and ninety accountants had been at work upon the books continuously since June 1, 1911, and had only been able to obtain about 10 per cent of the information essential to answer the amended bill and the seventy-four interrogatories contained therein. They further represented that they had recently increased their force, but that it would be impossible to obtain all the necessary information before Jan. 1, 1912. Judge Stough agreed with them and entered an order allowing the defendant until Jan. 1, 1912, to answer the amended bill and interrogatories, the understanding being that no further extension of time would be asked.

When the bill and interrogatories are fully answered a special master will be appointed by the court and the work of an accounting will be entered upon at once.

In his official message to the general assembly, Jan. 4, 1911, Gov. Deneen called attention to the fact that since the beginning of the investigation the amounts due to the state, as shown by the semiannual accounts of the Illinois Central Railroad company, had shown a marked increase and that the increase so far received greatly exceeded the total expenses so far incurred of the investigation.

As against an expenditure up to Dec. 15, 1910, of \$68,709.06, the increased revenue accruing to the state as shown by the reports of the certified public accountants employed was as follows:

Proportion of freight tolls over Dubuque bridge in excess of \$150,000 per annum (of which not one cent was paid into the state treasury by the railroad company prior to the six months' period ending April 30, 1906) from 1906 down to and including Oct. 31, 1910, \$792,796.24, of which there has been paid into the state treasury 7 per cent, or \$53,489.43.

Increased revenue from express earnings as shown by increase of receipts for:

The period ending Oct. 31, 1887, over the preceding period.....	\$70,536.50
The period ending April 30, 1892, over preceding period.....	71,470.12
The period ending April 30, 1896, over preceding period.....	150,980.60
The period ending April 30, 1901, diminished revenues over preceding period.....	7,682.84
The period ending Oct. 31, 1905, increase over preceding period.....	235,982.20
The period ending April 30, 1910, increase over preceding period.....	973,862.29

The largest percentage of increase prior to the period between 1905 and 1910, was 29.43 per cent. Using this as a basis of calculation, the revenue for the period between 1905 and 1910, estimated in advance, would have been \$1,343,352.19, whereas it was in fact \$2,011,768.85, a gain of over \$668,000 on which the state treasury received an additional payment of \$48,000.

Still another increase of revenue resulted from the payment into the state treasury of additional sums since the discontinuance by the railroad company of arbitrary deductions from charter line earnings on account of allowances made to the Big Muddy Coal company. These wrongful deductions, made prior to the beginning of the investigation, had amounted to \$13,362.33, 7 per cent of which, or \$935, was paid into the state treasury by the railroad company for the first time in April, 1907.

If, therefore, the expenses of the investigation

were set off against this increase in revenue due to the investigation, the account would stand:

Amount recovered on account of Dubuque bridge tolls.....	\$53,458.48
Increased revenue from express earnings.....	48,600.00
Amount recovered on account of Big Muddy Coal company.....	935.00
	<hr/>
	102,424.48
From which deducting the total cost of investigation to Dec. 15, 1910.....	68,709.06

Leaves a net gain to the credit of the state of..... 33,715.42

Of the appropriation of \$100,000 made to the executive department for the conduct of this investigation, there was still in the state treasury Jan. 4, 1911, an unexpended balance of \$70,623.05.

ILLINOIS STATE APPROPRIATIONS.

Assembly.	Amount.	Assembly.	Amount.	Assembly.	Amount.
28th—1873-1874	\$6,648,187.67	35th—1887-1888	\$7,940,412.69	42d—1901-1902	\$13,273,686.12
29th—1875-1876	6,476,207.09	36th—1889-1890	7,396,737.30	43d—1903-1904	15,467,316.00
30th—1877-1878	6,562,653.47	37th—1891-1892	8,757,901.15	44th—1905-1906	15,889,363.50
31st—1879-1880	6,584,364.55	38th—1893-1894	9,032,514.49	45th—1907-1908	20,208,146.00
32d—1881-1882	6,605,399.61	39th—1895-1896	10,055,800.41	46th—1909-1910	20,330,042.23
33d—1883-1884	7,342,742.03	40th—1897-1898	11,178,902.00	47th—1911-1912	27,682,077.00
34th—1885-1886	7,776,458.54	41st—1899-1900	12,499,658.57		

APPROPRIATIONS FOR 1911-1912.

	1911.	1912.		1911.	1912.
Agriculture, county fairs.....	\$60,000	\$60,000	Illinois park commission.....	151,000
Agriculture, farmers' institutes.....	20,000	20,000	Investigations	27,264
Agriculture, entomologist.....	8,000	Live Stock Breeders' association.....	500	500
Agriculture, state board.....	26,000	26,000	Live stock commissioners.....	3,000
Agriculture, state fair.....	215,000	Milk Producers' institute.....	500	500
Auditor, provisional.....	1,200	Mine inspectors.....	6,000
Awards by court of claims.....	6,506	Monuments	30,000
Beekeepers' association.....	1,000	1,000	National guard, special.....	468,761
Canal commissioners, bridges.....	12,500	National guard, ordinary.....	389,917	389,917
Canal commissioners, repairs.....	45,000	Panama-Pacific exposition.....	2,500
Charities, special	746,000	Penitentiaries, special.....	241,400
Charities, ordinary.....	3,162,584	3,753,264	Penitentiaries, ordinary.....	675,000	675,000
Charities, ordinary.....	345,000	345,000	Portrait of L. Y. Sherman.....	500	500
Dairymen's association.....	2,500	2,500	Poultry association.....	1,000	1,000
Educational, ordinary.....	401,656	401,656	Relfef	15,843
Educational, special.....	411,285	State contracts.....	50,000
University of Illinois, special.....	848,500	State government, special.....	644,576
University of Illinois, ordinary.....	1,295,400	1,295,400	State government, ordinary.....	3,843,865	3,843,865
Fire marshal.....	9,700	750	Total	16,833,525	10,848,552
Fish commission.....	1,294	Grand total.....	27,682,077
Food commissioner.....	20,200	20,200			
Game department, expenses.....	45,465			
Game department, salaries.....	20,000			
General assembly (total).....	2,564,854			
Grand Army of the Republic.....	1,009	1,000			
Historical library.....	5,500	5,500			
Horticultural society.....	5,000	5,000			

NOTE—Wherever the appropriations were of a special or extraordinary nature or where they were made to cover the two years without dividing the same so as to make them per annum appropriations they are placed under 1911, as they became available on July 1 of that year.

UNITED STATES SENATORS FROM ILLINOIS.

Name.	Term.	Name.	Term.	Name.	Term.
Ninian Edwards, Dem.....	1818-1819	James Semple, Dem.....	1843-1847	Shelby M. Cullom, Rep.....	1883-1889
Jesse B. Thomas, Dem.....	1818-1823	Stephen A. Douglas, Dem.....	1847-1853	John A. Logan, Rep.....	1886-1886
Ninian Edwards, Dem.....	1819-1821	James Shields, Dem.....	1849 1855	Chas. B. Farwell, Rep.....	1887-1891
Jesse B. Thomas, Dem.....	1823-1829	Stephen A. Douglas, Dem.....	1853-1859	Shelby M. Cullom, Rep.....	1889-1896
John McLean, Dem.....	1824-1825	Lyman Trumbull, Dem.....	1855-1861	John M. Palmer, Dem.....	1891-1897
Elias K. Kane, Dem.....	1825-1831	Stephen A. Douglas, Dem.....	1859-1861	Shelby M. Cullom, Rep.....	1896-1901
John McLean, Dem.....	1829-1830	Lyman Trumbull, Rep.....	1861-1867	William E. Mason, Rep.....	1897-1903
David J. Baker,* Dem.....	1830-1830	O. H. Browning, Rep.....	1861-1863	Shelby M. Cullom, Rep.....	1901 1907
John M. Robinson, Dem.....	1830-1835	Wm. A. Richardson, Dem.....	1863-1865	Albert J. Hopkins, Rep.....	1903-1909
Elias K. Kane, Dem.....	1831-1835	Richard Yates, Rep.....	1865-1871	Shelby M. Cullom, Rep.....	1907.....
John M. Robinson, Dem.....	1835-1841	John Trumbull, Rep.....	1867-1873	William Lorimer, Rep.....	1909.....
Wm. L. D. Ewing, Dem.....	1835-1837	John A. Logan, Rep.....	1871-1877		
Richard M. Young, Dem.....	1837-1843	R. J. Oglesby, Rep.....	1873-1879		
Samuel McRoberts, Dem.....	1841-1843	David Davis, Ind. Dem.....	1877-1883		
Sidney Breese, Dem.....	1843-1849	John A. Logan, Rep.....	1879-1885		

GARNISHMENT LAW OF ILLINOIS.

Section 14 of the act of 1872 as amended in 1897 and 1901 declares: "The wages for services of a wage earner who is the head of a family and residing with the same, to the amount of fifteen (\$15) dollars per week, shall be exempt from garnishment. All above the sum of fifteen (\$15)

dollars per week shall be liable to garnishment." Employers are obliged to pay wages amounting to \$15 or less, notwithstanding the service of a writ of garnishment, providing the person to whom wages are due makes affidavit that he is the head of a family and is living with the same.

*Appointed to serve unexpired term of McLean—one month.
†Anti-Nebraska democrat.

MANUFACTURES IN ILLINOIS.

[From reports of the bureau of the census.]

	1909.	1904.		1909.	1904.
Establishments	18,031	14,921	Value added by manufac-		
Capital	\$1,547,301,000	\$875,845,000	ture*	\$757,950,000	\$570,285,000
Cost of materials	\$1,160,371,000	\$840,057,000	Salaried employes.....	77,902	54,521
Salaries and wages.....	\$364,570,000	\$268,965,000	Wage earners.....	465,565	379,436
Miscellaneous expenses.....	\$207,592,000	\$172,136,000	Primary horse power.....	1,011,874	741,555
Value of products.....	\$1,918,321,000	\$1,410,342,000	*Products less cost of materials.		

SUMMARY OF LEADING INDUSTRIES (1904).

INDUSTRY.	Estab-lish-ments.	Capital.	Wage earners.	Wages.	Cost of mate-rials.	Value of products
Agricultural Implements.....	82	\$71,383,289	15,359	\$8,851,404	\$17,750,852	\$38,412,452
Boots and shoes.....	44	3,656,671	3,947	1,865,319	5,656,109	9,026,238
Boxes, wooden packing.....	52	4,631,953	3,637	1,549,902	4,380,389	7,363,734
Bread and bakery products.....	1,406	13,515,431	7,415	4,115,443	14,279,499	26,145,472
Carriages and wagons.....	210	10,838,860	4,136	2,320,141	4,885,773	9,798,965
Cars, railroad.....	129	28,108,951	28,131	18,035,283	33,440,729	56,417,673
Cheese and butter.....	405	5,322,352	1,735	828,577	10,708,998	13,276,533
Clay products.....	44	19,596,025	7,879	4,296,138	2,437,581	10,802,721
Clothing.....	779	22,332,250	24,973	11,946,764	33,523,653	67,439,617
Coffee and spice roasting, etc.....	85	6,488,160	958	431,889	12,482,957	15,745,057
Confectionery.....	27	3,703,801	3,587	1,169,781	5,201,876	7,645,621
Electrical apparatus.....	104	21,644,783	6,131	3,203,435	7,649,446	16,700,027
Flour and grist mill products.....	363	14,128,467	2,410	1,210,865	34,929,657	39,892,127
Foundry and machine shop products.....	793	84,497,662	36,528	21,936,853	32,071,517	79,961,482
Furniture.....	202	16,994,222	12,266	6,637,897	9,549,259	22,131,846
Gas.....	64	97,119,203	2,964	1,685,472	4,519,400	16,007,519
Glucose.....	77	9,728,911	1,933	1,235,203	12,421,034	14,532,180
Iron and steel.....	27	58,538,650	18,358	11,468,957	57,655,185	87,352,761
Leather.....	128	11,649,246	2,770	1,326,440	8,178,788	10,758,196
Liquors, distilled and malt.....	127	44,538,950	4,725	3,411,482	11,677,815	77,888,841
Lumber and timber products.....	239	6,016,586	4,495	1,904,689	3,326,460	7,081,470
Lumber, planing mill products.....	270	11,002,842	6,994	3,969,618	10,514,845	18,236,035
Malt.....	21	13,525,509	502	378,003	6,702,702	8,539,870
Musical instruments.....	56	16,470,680	7,508	3,981,669	5,397,737	13,323,358
Paints.....	39	7,828,577	1,029	505,077	6,523,137	9,484,280
Patent medicines.....	260	5,582,845	1,380	578,932	2,442,029	10,667,407
Printing and publishing.....	2,289	38,478,147	20,178	12,294,261	15,395,833	57,518,082
Slaughtering.....	68	80,477,268	26,953	14,560,777	279,854,559	317,206,082
Soaps and candles.....	34	7,004,096	1,905	886,761	9,345,061	14,156,708
Tinsmithing, etc.....	273	25,951,373	6,056	2,735,812	5,253,676	14,246,180
Tobacco, cigars, etc.....	1,738	5,137,197	6,675	3,463,018	4,160,636	11,933,488
Wire.....	4	5,413,701	1,905	1,349,684	1,051,888	14,089,596
Total.....	10,351	772,448,631	274,467	154,229,586	684,313,652	1,235,876,645
Total in 1900.....	10,414	591,306,152	240,797	118,318,447	546,387,589	882,630,656
Increase.....	437	181,142,539	33,670	35,908,139	137,925,463	240,675,289

MANUFACTURES IN ILLINOIS CITIES AND TOWNS (1905).

Alton	\$8,696,814	Danville	\$3,304,120	Joliet	\$33,788,700	Pekin	\$1,121,130
Aurora	7,329,028	Decatur	8,667,302	Kankakee	2,089,143	Peoria	60,920,411
Belleville	4,356,615	East St. Louis. 37,586,198	Kewanee	6,729,381	Quincy	10,748,224	
Bloomington ..	5,777,060	Elgin	9,349,274	LaSalle	3,158,173	Rockford ..	15,276,129
Calro	4,381,465	Evanston	2,650,529	Lincoln	784,248	Rock Island..	5,332,967
Canton*	2,942,000	Freeport	3,109,302	Mattoon	1,308,751	Springfield	5,796,637
Champaign	486,229	Galesburg	2,217,772	Moline	13,158,429	Streator	1,888,894
Chicago	955,036,277	Jacksonville ..	1,981,532	Ottawa	2,078,129	Waukegan	3,961,513

*In 1909.

ILLINOIS STATE ASSOCIATIONS.

- Anti-Saloon League—President, Alfred Capps, Jacksonville; secretary, W. B. Millard, Morgan Park; headquarters, 1200 Security building.
- Bankers' Association—President, B. F. Harris, Champaign; secretary, R. L. Crampton, Chicago.
- Bar Association—President, Horace K. Tenney, Chicago; secretary, John F. Voight, Mattoon.
- Charities and Corrections Conference—President, Edwin C. Hayes, Chicago; secretary, A. L. Bowen, Springfield.
- Civil Service Association—President, Charles L. Capen, Bloomington; secretary, Herbert E. Fleming, 924, 140 South Dearborn street, Chicago.
- Equal Suffrage Association—Mrs. Elvira Downing, Clinton; corresponding secretary, Mrs. Mary E. Plummer, Oak Park.
- Federation of Women's Clubs—President, Mrs. Minnie Starr Gralinger; corresponding secretary, Mrs. John G. Swinson, 2835 Millard avenue, Chicago.
- Flag Day Association—President, Mrs. Julia L. Wood, Chicago; secretary, Miss Nellie Carr, Chicago.
- Homeopathic Medical Association—President, Dr. W. L. Nieberger, Bloomington; secretary, Dr. A. C. Tenney, Chicago.
- Humane Society—President, John L. Shortall; secretary, George A. H. Scott; office, 1145 South Wabash avenue, Chicago.
- Illinois Conservation Association—President, R. B. McCormick, Chicago; secretary, Franklin A. Dean, Chicago.
- Illinois Tax Reform Association—President, Herbert Miller, Chicago; secretary-treasurer, Maxwell Edgar, Chicago.
- Manual Arts Association—President, F. M. Leavitt, Chicago; secretary-treasurer, A. C. Newell, Normal.
- Music Teachers' Association—President, Walter Spry, Chicago; secretary-treasurer, H. O. Merry, Lincoln.
- National Civic Federation (Illinois branch)—President, Dr. Abram W. Harris, Evanston; corresponding secretary, Donald R. Rieberg, Chicago.
- Postmasters' Association—President, D. A. Campbell, Chicago; secretary, H. D. Hemmens, Elgin.
- Postoffice Clerks—President, Guy C. Iakin, Streator; secretary, Edward L. Strate, Rock Island.
- Press Association—President, E. L'Hoté, Millford; secretary, J. M. Page, Jerseyville.

Sheriffs' Association—President, Henry Mester, Springfield; secretary-treasurer, C. F. McBriarty, Geneva.
 State Association for the Prevention of Tuberculosis—President, Dr. W. A. Evans, Chicago; secretary, James Minnick, Chicago.
 State Board of Education—President, Peleg Walker, Rockford; secretary, F. D. Marquis, Bloomington.
 State Dental Association—President, Dr. C. C. Corbett, Edwardsville; secretary, J. F. Waitz, Decatur.
 State Historical Society—Secretary-treasurer, Mrs. Jessie Palmer Weber, Springfield.

State Library Association—President, J. C. M. Hanson, Chicago; secretary, F. K. W. Drury, Urbana.
 State Medical Association—President, Dr. L. H. Nickerson, Quincy; secretary, Dr. E. W. Weiss, Ottawa.
 State Teachers' Association—President, W. H. Shyrock, Carbondale; secretary, Caroline Grote, Macomb.
 State's Attorneys' Association—President, L. M. Magill, Rock Island; secretary, Walter J. Chapman, Jerseyville.
 Woman's Christian Temperance Union—President, Miss Helen L. Hood, Chicago; corresponding secretary, Mrs. Epha Marshall, Abingdon.

ILLINOIS NATIONAL GUARD AND NAVAL RESERVE.

Commissioned officers, 569; enlisted men, 7,500.

Commander-in-Chief—Gov. Charles S. Deneen.
 The Adjutant-General—Brig.-Gen. Frank S. Dickson.
 Assistant Quartermaster-General—Col. Riehings J. Shand.
 The Division (headquarters Chicago)—Maj.-Gen. Edward C. Young commanding.
 First Brigade (headquarters Chicago)—Brig.-Gen. D. Jack Foster commanding.
 Second Brigade (headquarters Decatur)—Brig.-Gen. Frank P. Wells commanding.
 Third Brigade (headquarters Rock Island)—Brig.-Gen. Edward Kittilsen commanding.
 First Infantry (headquarters Chicago)—Col. J. B. Sanborn commanding.
 Second Infantry (headquarters Chicago)—Col. John J. Garrity commanding.
 Third Infantry (headquarters Aurora)—Col. Charles H. Greene commanding.
 Fourth Infantry (headquarters Springfield)—Col. Edward J. Laig commanding.
 Fifth Infantry (headquarters Quincy)—Col. Frank S. Wood commanding.
 Sixth Infantry (headquarters Rock Island)—Col. W. T. Channon commanding.
 Seventh Infantry (headquarters Chicago)—Col. Daniel Moriarty commanding.
 Eighth Infantry (colored, headquarters Chicago)—Col. John R. Marshall commanding.
 First Cavalry (nine troops, Chicago)—Col. Milton J. Foreman commanding.
 Artillery Battalion (headquarters Wanegank)—Maj. A. V. Smith commanding.
 Signal Corps (Chicago)—Capt. Alvin H. McNeal commanding.
 Medical Department (attached to the various commands)—Col. Charles Adams, Chicago, surgeon-general, commanding.
 Inspector-General—Col. Chauncey Dewey, Chicago.
 Assistant Chief of Ordnance—Col. Gordon Strong, Chicago.
 Judge-Advocate-General—Col. Nathan W. MacChesney, Chicago.

ARMORIES IN CHICAGO.

First Regiment Infantry—1542 Michigan avenue.
 Second Regiment Infantry—Washington boulevard

and North Curtis street.
 Seventh Regiment Infantry—Wentworth avenue, between 33d and 34th streets.
 Eighth Regiment Infantry—53 East 37th street.
 First Regiment Cavalry Headquarters—1330 North Clark street.
 First Brigade Headquarters—Room 1307, 209 South State street.
 Signal Corps Headquarters—In 2d regiment armory.

ILLINOIS NAVAL RESERVE.

COMMISSIONED AND WARRANT OFFICERS.

1. Official designation—Illinois Naval Reserve.
2. Plan of organization—Ship's company (ten deck divisions, three engineer divisions).
3. Address of Headquarters—331 Michigan avenue, Chicago.
4. Vessels loaned to state, where located and by which portion of command used—U. S. S. Dubuque, Chicago, by entire command at different times; Nashville returned to U. S. navy, U. S. S. Dubuque loaned instead.
5. Number of commissioned officers..... 50
 Number of petty officers and enlisted men..... 587
 Total 637
6. Location of divisions—
 First, Chicago, mustered in May 15, 1900.
 Second, Chicago, mustered in May 15, 1900.
 Third, Chicago, mustered in May 15, 1900.
 Fourth, Chicago, mustered in May 15, 1900.
 Fifth (engineer), Chicago, mustered in July 1, 1903.
 Sixth (engineer), Chicago, mustered in July 1, 1903.
 Seventh, Moline, mustered in Sept. 30, 1893.
 Eighth, Rock Island, mustered in April 30, 1896.
 Ninth, Alton, mustered in Feb. 18, 1896.
 Tenth, Quincy, mustered in May 21, 1897.
- 7 The adjutant-general, state of Illinois, Springfield; Capt. Edward A. Evers, commanding (1911), 331 North Michigan avenue.

ILLINOIS RECEIPTS AND EXPENDITURES.

[From biennial reports of state treasurers.]

Year.	Balance.	Receipts.	Disbursements.	Year.	Balance.	Receipts.	Disbursements.
1820.....		\$62,226.00	\$47,145.00	1890.....	\$4,445,467.99	\$10,586,743.28	\$10,682,659.39
1850.....		106,898.00	119,370.00	1900.....	2,617,955.88	16,382,020.34	15,621,652.19
1860.....		305,284.00	374,401.00	1902.....	3,378,324.03	16,491,486.11	16,422,576.38
1870.....	\$230,095.27	957,394.67	709,371.74	1904.....	3,447,233.76	19,763,176.57	17,661,017.36
1880.....	919,331.68	7,407,363.36	7,279,051.97	1906.....	5,549,226.65	19,558,842.06	21,278,805.27
1870.....	4,502,970.58	10,749,084.54	13,201,279.14	1908.....	3,359,263.44	21,611,919.46	21,046,572.46
1880.....	2,468,606.89	10,049,206.97	8,727,811.87	1910.....	4,424,610.44		


*Not tabulated.

STATE MICROSCOPICAL SOCIETY OF ILLINOIS.


President—Dr. Marshall D. Ewell.
 First Vice-President—W. F. Herzberg.
 Second Vice-President—Dr. S. S. Graves.
 Treasurer—W. H. Summers.
 Corresponding Secretary—Miss Vida A. Latham, M. D., D. S., 1644 Morse avenue, Rogers Park, Chicago.

Secretary—Albert McCalla, Ph. D., 315 East 22d street, Chicago.
 Trustees—Dr. Isaac N. Danforth, Prof. N. S. Amstutz, Dr. A. Gehrbman, C. O. Boring.
 Regular meetings are held on the third Friday of each month. Place of meeting varies.

COOK COUNTY OFFICIALS.



Gentzel Photo.
PETER BARTZEN,
 Pres. County Board.



Morrison Photo.
W. L. O'CONNELL,
 Treasurer.



Walinger Photo.
E. M. SWETZER,
 County Clerk.



Husagh Photo.
MICHAEL ZIMMER,
 Sheriff.



Moffett Studio.
JOHN E. W. WAYMAN,
 State's Attorney.



Mattene Photo.
ABEL DAVIS,
 Recorder.



Koehne Photo.
ROY O. WEST,
 Board of Review.



Morrison Photo.
E. J. TOBIN,
 County Supt. Schools.




Monfort Photo.
THOMAS J. WEBB,
 Board of Review.



Moffett Studio.
F. W. UPHAM,
 Board of Review.



WM. H. WEBER,
 Board of Assessors.



W. E. SCHMIDT,
 Board of Assessors.



Coover Photo.
ADAM WOLF,
 Board of Assessors.



Walinger Photo.
A. W. MILLER,
 Board of Assessors.




Walinger Photo.
F. W. KORALESKI,
 Board of Assessors.



Coover photo.
P. M. HOFFMAN,
 Coroner.



Morrison Photo.
JOHN E. OWENS
 County Judge.



Nemceek Photo
J. A. CERVENKA,
 Clerk Probate Court.



Gibson Photo.
THIOMAS A. SMYTH,
 Pres. Sanitary District.



Walinger Photo.
FRANK J. WALSH,
 Clerk Criminal Court.

COOK COUNTY OFFICIALS.

Hours 9 a. m. to 5 p. m.

BOARD OF COMMISSIONERS.

Room 537 courthouse.

President—Peter Bartzan, D., 523 courthouse.
 Clerk of County Board—Robert M. Sweitzer, D., 600 courthouse.

Commissioners—Peter Bartzan, D.; Joseph Mendel, D.; Lawrence J. Coffey, D.; Frank Ragan, D.; Charles Glennon, D.; George Sultan, D.; Joseph M. Fitzgerald, D.; Bartley Burg, D.; Daniel J. Harris, D.; Stanley Kulewiski, D., city districts. William Busse, R.; Joseph Carolan, R.; William C. Hartray, R.; Alfred Van Steenberg, R., country districts. (One vacancy.)

Committee Clerk—Peter Elliott, 527 courthouse.
 Meetings—The regular meetings of the board of commissioners are held on the first Monday of December, January, February, March, June and September of each year.

Duties—The commissioners are charged with the management of the county affairs of Cook county, as provided by law, having the same powers as the boards of supervisors in other counties. They make all appropriations and contracts and authorize all expenditures. The president appoints, with the approval of the board, the superintendent of public service and other officers and employes whose election or appointment is not otherwise provided for by law.

COUNTY CLERK'S OFFICE.

Courthouse, 2d floor, south end.

County Clerk—Robert M. Sweitzer, D.
 Deputies—James A. Long, chief deputy; Frank S. Ryan, deputy comptroller.

Duties—The county clerk is clerk of the county board and ex officio comptroller of county financial affairs. As such he has charge of all deeds, mortgages, contracts, bonds, notes and similar papers belonging to the county, settles all accounts, keeps books showing appropriations and expenditures, makes out report for fiscal year and submits estimates for the expenses of all the departments of the county organization.

COUNTY TREASURER'S OFFICE.

Courthouse, 1st and 2d floors, north end.

County Treasurer—William L. O'Connell, D.
 Assistant Treasurer—Marcus Jacobowsky.
 Duties—The county treasurer receives and disburses, pursuant to law, all the revenues and other public moneys belonging to the county. He personally countersigns county orders and renders accounts to the board of commissioners.

COMPTROLLER'S OFFICE.

511 courthouse.

Comptroller—Robert M. Sweitzer, D.
 Deputy Comptroller—Frank S. Ryan, D.
 Chief Clerk—Edward J. McCarthy.
 Duties—See County Clerk.

SUPERINTENDENT OF PUBLIC SERVICE.

519 courthouse.

Superintendent of Public Service—James M. Slatery, D.
 Duties—Purchases all supplies for the county institutions, advertising for bids at specified times and entering into yearly or quarterly contracts and making tests from time to time of the articles furnished to determine if they are up to contract requirements.

RECORDER'S OFFICE.

Courthouse, 1st floor, south end.

Recorder of Deeds—Abel Davis, R.
 Chief Deputy—John V. Chinnin.
 Chief Clerk—Lee A. Dunne.
 Duties—The recorder is the keeper of the records and upon the filing of any instrument in writing in his office entitled to be recorded he must spread the same on the record books provided for that purpose, in the order of the time of filing. He is also the official abstract maker for Cook county.

REGISTRAR OF TITLES.

Courthouse, 1st floor, south end.

Registrar—Abel Davis, R.
 Examiners—Edgar H. Parnell, Charles T. Farson.
 Advisory Examiners—John S. Miller and Augustus S. Peabody.
 Duties—The registrar of titles under the Torrens system of land registration directs the procedure by which title is confirmed by decree of court which does away with the need of an abstract and the certificate of title which is issued is guaranteed by the county.

CIVIL-SERVICE COMMISSION.

547 courthouse.

Commissioners—Fredric Greer, Ballard Dunn, John H. Fichter.
 Duties—The commissioners examine applicants for positions in the county service. Before an examination is held fourteen days' notice is given by advertisement. The rules are practically the same as those governing other bodies of the kind.

JURY COMMISSION.

824 courthouse.

Commissioners—William A. Amberg, president; Joseph H. Barnett, secretary; Richard J. Finegan.
 Clerk—Roswell H. Mason.
 Duties—The commissioners are required to prepare a list of electors qualified to act as jurors, to select names from such list and place them in a jury box and a grand jury box, and to be present when the names of jurors needed at each term of court are drawn.

BOARD OF ASSESSORS.

Courthouse, 3d floor, north end.

Members of the Board—Walter E. Schmidt, R., president; William H. Weber, R., secretary; A. W. Miller, R.; Adam Wolf, R., and F. W. Koraleski, D.
 Chief Clerk—William Kingsley.
 Duties—Fix the amount of assessment on all real and personal property according to the rate required by law.

BOARD OF REVIEW.

Courthouse, third floor, south end.

Members of Board—T. J. Webb, D.; Fred W. Upham, R.; Roy O. West, R.
 Chief Clerk—Frank A. Vogler.
 Duties—The board of review takes the place of the old town board in revising and correcting the findings of the assessors and in hearing and adjusting complaints of property owners. The decisions of the board of review are final.

COUNTY INSTITUTIONS.

AT DUNNING.

Superintendent—Dr. Stephen R. Pietrowicz, D.
 Duties—Has the general management of the insane asylum and consumptive hospital.

AT OAK FOREST.

Superintendent—Edward N. Stein, D.
 Duties—Has general management of infirmary or poor house and poor farm.

COUNTY ARCHITECT.

Room 1303, 64 West Randolph street.

County Architect—Paul Gerhard.
 Duties—The county architect makes designs for new buildings, alterations in old ones, etc., as required by the county board. (Paid in fees.)

SUPERINTENDENT OF SCHOOLS.

546 courthouse.

Superintendent—Edward J. Tobin, D.
 Duties—He is required to visit each school in his district at least once a year, to see that the teachers are qualified for the performance of their duties and to do all in his power to increase the efficiency and elevate the standards of the schools.

COUNTY HOSPITAL.

Harrison and Honore streets.

Warden—Henry L. Bailey, D.

Duties—Exercises general supervision over the county hospital.

COUNTY SURVEYOR.

1020 courthouse.

County Surveyor—Edgar A. Rossiter, R.

Duties—The surveyor is required to make all official surveys in the county. (Paid in fees.)

COUNTY PHYSICIAN.

Office in detention hospital.

County Physician—Dr. George F. Butler.

Duties—The county physician resides at the detention hospital and gives medical attention to the patients in that institution.

COUNTY AGENT'S OFFICE.

213-215 South Peoria street.

County Agent—Joseph Meyer, D.

Duties—The county agent is responsible to the president and board of county commissioners in the carrying out of the plans for the relief of the poor in the city of Chicago. He undertakes the return of all nonresident and alien paupers to their legal place of residence; is the medium whereby all defective children are sent to the Lincoln State School and Colony and the blind and deaf and dumb children to the state schools at Jacksonville, Ill.; keeps a record of and closely scrutinizes all cases passed upon at the detention hospital; passes on all applications for institutional care or infirmary cases; interests himself in any wrong existing or being perpetrated on any family to which his attention may be called.

CORONER'S OFFICE.

500 courthouse.

Coroner—Peter M. Hoffman, R.

Chief Physician—Dr. Warren H. Hunter.

Chief Deputy—David E. Jones.

Deputies—Matt Conrad, David J. Gillespie, Michael E. Hartney, Adolph Herrmann, George Hitzman, Charles E. Julian, Charles F. Kennedy, William Ostrom, Michael G. Walsh, Henry Spears, Samuel L. Davis.

Physicians—E. R. Le Count, Joseph Springer.

Duties—The coroner is required to take charge of bodies of all persons in the county supposed to have come to their deaths through other than natural causes, to summon a jury of six men and to inquire into the cause of death. If any person is implicated by the inquest as the slayer of the deceased, or as an accessory, the coroner shall cause his arrest if not already in custody.

SHERIFF'S OFFICE.

Courthouse, 4th floor, center.

Sheriff—Michael Zimmer, D.

Assistant Sheriff—William H. Ehemann, D.

Chief Deputy—Charles W. Peters.

Jailer—William T. Davies, R.

Duties—The sheriff serves and returns all writs, warrants, processes, orders and decrees legally directed to him. He is the conservator of peace in his county and may arrest offenders on view. He is the keeper of the jail and has the custody of prisoners. It is also his duty to attend the courts of record of the county and obey their orders.

STATE'S ATTORNEY'S OFFICE.

Criminal court building, 2d floor.

State's Attorney—John E. W. Wayman, R.

Assistants—B. J. Short, William H. Feindt, George H. Gunther, D. M. Brothers, Ed S. Day, John E. Northrup, E. H. Taylor, John Fleming, Charles D. Barrett, Thomas Marshall, Victor P. Arnold, William R. Fetzer, Zach Hofheimer, F. L. Fairbank, Robert E. Crowe, Frederick Burnham, Jeremiah Sullivan, Claude F. Smith, Joseph C. Pisha, Otto B. Schram, George J. Crane, John A. Barnes, Alfred O. Erickson, Francis M. Lowes, W. W. Witly, Harry F. Thompson, Julius Jaffe, James A. Scott, Joseph A. Smejkal, Louis Pinderski.

Duties—The state's attorney begins and prosecutes all actions, civil and criminal, in any court of record in the county, in which the people of the state or county may be interested, prosecutes forfeited bonds and actions for the recovery of debts due the state or county and acts as adviser to county officers.

COUNTY ATTORNEY'S OFFICE.

507 courthouse.

County Attorney—Francis S. Wilson.

Assistant County Attorneys—William F. Struckmann, Charles L. Daly, Louis B. Anderson, David W. Taylor.

Manager Tax Department—P. H. Schmitz.

Duties—The county attorney is the legal adviser of the county board and has charge of all suits at law or in equity for or against the county.

PUBLIC ADMINISTRATOR.

1034 First National Bank building.

John F. Devine, R.

Duties—The public administrator is appointed by the governor to administer the estates of deceased persons under certain contingencies regulated by the statutes of the state of Illinois.

CUSTODIAN COUNTY BUILDING.

Robert E. Burke, D.

EQUALIZED ASSESSMENT OF ILLINOIS PROPERTY.

YEAR.	Real estate.	Personal property.	Railroad property.	Total valuation.*	Tax rate per \$100.
1840.....				\$58,752,168	\$0.20
1850.....	\$86,532,237	\$35,355,799		119,908,336	.58
1860.....	206,258,155	88,854,115	12,065,472	307,227,742	.67
1870.....	347,876,690	113,545,227	19,242,141	480,664,058	.65
1880.....	573,404,141	165,846,994	47,365,259	786,616,394	.36
1890.....	587,045,396	149,158,000	72,689,396	808,892,792	.36
1900.....	549,619,409	162,235,264	77,878,672	809,733,405	.50
1901.....	689,210,143	223,796,346	86,285,340	999,291,829	.50
1902.....	710,571,904	231,350,427	88,270,104	1,030,292,435	.40
1903.....	758,249,645	234,133,427	90,009,307	1,082,502,379	.52
1904.....	763,240,719	226,356,532	91,854,611	1,081,451,863	.55
1905.....	771,040,262	213,970,049	93,634,247	1,068,644,557	.50
1906.....	783,081,075	228,171,948	95,131,416	1,106,384,439	.50
1907.....	891,802,748	246,819,650	100,161,503	1,238,783,901	.50
1908.....	894,231,942	245,067,647	104,743,848	1,244,043,437	.50
1909.....	1,508,984,520	435,610,616	175,683,593	2,119,678,729	.35
1910.....	1,532,525,070	467,482,556	177,217,518	2,177,225,144	.30
1911.....	1,639,014,033	462,719,174	178,106,461	2,280,839,668	.35

*Includes assessment on capital stock of railroads, property of interurban lines and capital stock of franchise corporations.

NOTE—The assessed value is one-third of actual value. Prior to 1909 it was one-fifth. In 1911 the assessment on lands was \$688,997,899; on lots, \$941,-

616,133; railroad capital stock, \$1,996,162; other capital stock, \$30,568,450; electric roads, \$14,911,335. The total full value of all classes of property in Illinois in 1911 was \$6,954,942,842, as against \$6,599,-105,929 in 1910.

SALARIES OF COOK COUNTY OFFICIALS AND EMPLOYES (1911).

Monthly except where otherwise specified.

COUNTY BOARD.

President, per year.....	\$7,000.00
14 commissioners, each.....	300.00
Attorney.....	360.00
Secretary to president.....	233.33
Committee clerk.....	208.33
Asst. committee clerk.....	125.00
Clerk.....	150.00
Stenographer.....	125.00
Stenographer.....	100.00
Messenger.....	60.00

CLERK COUNTY BOARD.

Deputy comptroller.....	\$375.00
Chief clerk.....	275.00
Clerk.....	208.33
Clerk.....	183.33
Cashier.....	150.00
2 clerks, each.....	150.00
3 clerks, each.....	125.00
Stenographer.....	125.00

AUDITOR.

Auditor, per year.....	\$3,000.00
1 senior audit clerk.....	150.00
2 bookkeepers, each.....	100.00
Stenographer.....	100.00

SUT' PUBLIC SERVICE.

Superintendent, per year.....	\$5,900.00
Chief buyer.....	250.90
Chief food examiner.....	250.00
Chief clerk.....	150.00
Bookkeeper.....	166.66
2 clerks, each.....	150.00
Head electrician.....	150.00
Clerk.....	123.33
Clerk.....	125.00
2 clerks, each.....	83.33
Stenographer.....	85.00
Storekeeper.....	83.33

SHERIFF.

Sheriff, per year.....	\$9,960.00
Assistant sheriff.....	300.00
Chief deputy.....	333.33
2 chief bailiffs, each.....	200.00
2 asst. bailiffs, each.....	125.00
Cashier.....	150.00
Real estate clerk.....	150.00
Summons clerk.....	150.00
Execution clerk.....	150.00
2 clerks, each.....	125.00
3 clerks, each.....	100.00
2 clerks, each.....	83.33
Stenographer.....	100.00
1 messenger.....	75.00
28 deputies, each.....	166.65
104 bailiffs, each.....	115.00

COUNTY BUILDING.

Custodian, per year.....	\$3,000.00
Assistant custodian.....	100.00
Chief engineer.....	175.00
General mechanic.....	100.00
Elevator caretaker.....	100.00
3 oilers, each.....	75.00
Clerk.....	83.33
2 elevator starters, each.....	83.33
18 elevator men, each.....	70.00
Head window washer.....	70.00
14 window washers, each.....	60.00
8 watchmen, each.....	65.00
2 chief janitors, each.....	75.00
40 janitors, each.....	60.00
90 janitresses, each.....	40.00
3 bronze caretakers, each.....	70.00
Storeroom keeper.....	75.00

CRIMINAL COURT BUILDING.

Custodian, per year.....	\$1,800.00
4 elevator men, each.....	70.00
3 watchmen, each.....	65.00
10 janitors, each.....	60.00
2 window cleaners, each.....	60.00
15 janitresses, each.....	40.00
Chief engineer.....	150.00
3 asst. engineers, each.....	120.00
6 firemen, each.....	90.00

COUNTY JAIL.

Pumpman.....	120.00
Coal passer.....	65.00
Jailer, per year.....	\$2,500.00
3 asst. jailers, each.....	125.00
Clerk.....	125.00
Clerk.....	83.33
3 matrons, each.....	60.00
Engineer.....	120.00
Laundress.....	50.00
Teacher.....	83.33
4 elevator men, each.....	70.00
E3 guards, each.....	91.66
Cook.....	100.00
2 asst. cooks, each.....	75.00
4 kitchen helpers, each.....	60.00
Storekeeper.....	110.00

CIVIL SERVICE COMMISSION.

1 commissioner, per year.....	\$4,000.00
2 commissioners, each.....	166.66
Attorney.....	350.00
Chief examiner.....	150.00
Investigator.....	150.00
Stenographer.....	125.00
Messenger.....	50.00

ELECTION COMMISSIONERS.

2 commissioners, each.....	333.33
1 commissioner.....	208.33
Chief clerk.....	416.66
Assistant chief clerk.....	250.00

COUNTY ATTORNEY.

County attorney, per year.....	\$4,200.00
1 assistant.....	275.00
3 assistants, each.....	200.00
Tax expert.....	200.00
Clerk.....	125.00
Stenographer.....	85.00

STATE'S ATTORNEY.

State's atty. per year.....	\$9,600.00
1 assistant.....	460.00
1 assistant.....	416.66
4 assistants, each.....	375.00
4 assistants, each.....	333.33
2 assistants, each.....	291.66
9 assistants, each.....	250.00
5 assistants, each.....	200.00
1 assistant.....	150.00
1 assistant.....	166.66
2 clerks, each.....	125.00
2 clerks, each.....	100.00
2 investigators, each.....	166.66
1 investigator.....	125.00
Cashier.....	150.00
Assistant cashier.....	100.00

JURY COMMISSION.

3 commissioners, each.....	\$125.00
1 clerk.....	150.00
7 assistants, each.....	100.00
3 assistants, each.....	91.66

SUT' OF SCHOOLS.

Superintendent,* per yr.....	\$7,500.00
2 assistants, each.....	208.33
Secretary.....	100.00

*Paid by state.

COUNTY CLERKS.

County clerk, per year.....	\$9,000.00
Chief deputy.....	300.00
Chief clerk.....	250.00
Cashier.....	268.33
Bookkeeper.....	166.66
Chief tax extension.....	237.50
Clerks, each \$65 to.....	150.00
Head draftsman.....	137.50
4 draftsmen, each.....	100.00
Stenographer.....	125.00

COUNTY TREASURER.

Treasurer,* per year.....	\$14,500.00
Assistant.....	333.33
Chief clerk.....	200.00
Auditor.....	250.00
Clerk.....	250.00

Bookkeeper.....	250.00
Cashier.....	225.00
Clerk.....	208.33
2 clerks, each.....	200.00
Assistant cashier.....	175.00
3 bookkeepers, each.....	150.00
16 clerks, each.....	150.00
6 clerks, each.....	150.00
4 clerks, each.....	140.00
3 clerks, each.....	137.50
4 clerks, each.....	125.00
1 draftsman.....	125.00
46 clerks, each.....	120.00
Stenographer.....	100.00
6 clerks, each.....	75.00
2 clerks, each.....	65.00
2 messengers, each.....	60.00

*Allowed by board, \$4,000; as ex officio town collector of each of seven towns (\$1,500 each), \$10,500.

COUNTY INSTITUTIONS.

AT OAK FOREST.

Superintendent, per year.....	\$3,600.00
Assistant superintendent.....	125.00
Senior physician.....	150.00
2 asst. physicians, each.....	100.00
Druggist.....	85.00
Food examiner.....	150.00
Record clerk.....	100.00
Steward.....	125.00
Storekeeper.....	91.66
Head nurse.....	50.00
Nurses, each, \$30 to.....	50.00
Chief engineer.....	137.50

Other employes, such as cooks, bakers, laundry men and general help get from \$20 to \$90 each. Nearly all employes are furnished with board, lodging and laundry service free.

AT DENNING.

Superintendent, per year.....	\$3,600.00
Business manager.....	166.66
6 physicians, ea., \$150 to.....	208.33
3 physicians, each.....	100.00
Druggist.....	85.00
Steward.....	125.00
Record clerk.....	100.00
Food examiner.....	150.00
Storekeeper.....	91.66
Chief clerk.....	91.66
165 nurses, each, \$30 to.....	50.00
Head nurse.....	50.00
Chief engineer.....	125.00
3 asst. engineers, each.....	120.00
Firemen, each.....	90.00
Other employes, \$20 to.....	75.00

Board, etc., in most cases is free.

AT COUNTY HOSPITAL.

Warden, per year.....	\$3,600.00
County physician.....	291.66
Assistant warden.....	208.33
Assistant warden, nights.....	200.00
Librarian.....	125.00
Interpreter.....	100.00
Druggist.....	100.00
Pathologist.....	150.00
Statistician.....	166.66
Clerk.....	125.00
Steward.....	125.00
Storekeeper.....	110.00
Chief engineer.....	150.00
Attendants, \$50 to.....	75.00
Domestics, \$22 to.....	40.00

Other employes get from \$40 to \$80 each.

COUNTY AGENT.

County agent, per year.....	\$3,000.00
Assistant.....	208.33
Physician for jail.....	125.00
Assistant agent.....	183.33
3 assistants, each.....	150.00
1 investigator.....	137.50

1 investigator.....	125.00
Bookkeeper.....	100.00
Clerk.....	100.00
Porter.....	83.33
Stenographer.....	70.00
6 messengers, each.....	50.00
6 investigators, each.....	100.00
3 investigators, each.....	83.33
4 stock men, each.....	65.00
Clerks and visitors, $\frac{1}{4}$ per day.	

G. A. R. RELIEF.

Superintendent, per year.....	\$1,200.00
Secretary.....	75.00
Visitor.....	75.00
Stenographer.....	50.00

BOARD OF ASSESSORS.

5 members, each, per year.....	\$5,000.00
Chief clerk.....	300.00
Deputy chief clerk.....	208.33
Assistant chief clerk.....	208.33
Architect.....	183.33
4 clerks, each.....	166.66
2 clerks, each.....	150.00
Superintendent draftsmen.....	125.00
4 clerks, each.....	125.00
3 clerks, each.....	115.00
4 draftsmen, each.....	100.00
2 stenographers, each.....	100.00
Messenger.....	75.00
Vault clerk.....	83.33
Map clerk.....	150.00
11 clerks, each.....	100.00
Personal property clerk.....	150.00
Real estate clerk.....	125.00
Town assessors get from \$250 to \$2,000 each.	

BOARD OF REVIEW.

3 members, each, per year.....	\$7,000.00
Chief clerk.....	300.00
Chief deputy clerk.....	208.33
Clerk.....	250.00
Clerk.....	200.00
Clerk.....	166.66
Clerk.....	150.00
4 clerks, each.....	125.00
2 clerks, each.....	125.00
7 clerks, each.....	100.00
Attorney.....	200.00
Map man.....	100.00
Stenographer.....	125.00
Messenger.....	75.00
Vault clerk.....	91.66

RECORDER.

Recorder, per year.....	\$9,000.00
Chief deputy.....	300.00
Chief clerk.....	250.00
Clerk.....	150.00
Clerk.....	135.00
11 clerks, each.....	125.00
2 clerks, each.....	137.50
28 clerks, each.....	83.33
Clerk.....	110.00
11 clerks, each.....	100.00
9 clerks, each.....	91.66
2 stenographers, each.....	75.00
6 clerks, each.....	75.00
5 clerks, each.....	60.00

ABSTRACT DEPARTMENT.

Superintendent, per year.....	\$2,200.00
-------------------------------	------------

4 clerks, each.....	150.00
4 clerks, each.....	125.00
5 clerks, each.....	110.00
9 clerks, each.....	100.00
9 clerks, each.....	91.66

TORRENS DEPARTMENT.

Examining attorney.....	\$333.33
Examining attorney.....	208.33
Clerk.....	175.00
3 clerks, each.....	150.00
8 clerks, each.....	125.00
3 stenographers, each.....	75.00

CORONER.

Coroner, per year.....	*\$5,000.00
Chief deputy.....	250.00
Chief physician.....	208.33
2 physicians, each.....	175.00
11 deputies, each.....	125.00
Clerk.....	100.00
3 typists, each.....	100.00
3 reporters, each.....	150.00
Vault clerk.....	83.33
Record clerk.....	83.33
Morgue clerk.....	83.33
Mortgagekeeper.....	83.33

*To be \$9,000 after 1912.

CRIMINAL COURT CLERK.

Clerk, per year.....	\$9,000.00
Chief clerk.....	250.00
Cashier.....	166.66
5 record writers, each.....	150.00
Clerk.....	150.00
4 clerks, each.....	137.50
Record writer.....	125.00
2 clerks, each.....	125.00
7 minute clerks, each.....	110.00
14 clerks, each.....	100.00
Stenographer.....	100.00
Messenger.....	75.00

CIRCUIT COURT CLERK.

Clerk, per year.....	*\$5,000.00
Chief clerk.....	250.00
Bookkeeper.....	200.00
Cashier.....	150.00
2 execution clerks, each.....	166.66
8 record writers, each.....	150.00
Clerk.....	166.66
4 clerks, each.....	150.00
Clerk.....	125.00
3 record writers, each.....	125.00
9 minute clerks, each.....	110.00
10 clerks, each.....	100.00
Clerk.....	115.00
8 clerks, each.....	83.33
Stenographer.....	125.00
Stenographer.....	83.33

*To be \$9,000 after 1912.

FOR JUVENILE COURT.

Chief clerk.....	\$150.00
Minute clerk.....	110.00
3 record writers, each.....	125.00
2 clerks, each.....	100.00
3 clerks, each.....	83.33

SUPERIOR COURT CLERK.

Clerk Superior court, per year.....	*\$5,000.00
Chief clerk.....	250.00
Bookkeeper.....	200.00
Cashier.....	150.00

2 execution clerks, each.....	150.00
8 record writers, each.....	150.00
Clerk.....	166.66
Clerk.....	150.00
6 clerks, each.....	125.00
Record writer.....	125.00
2 clerks, each.....	110.00
10 minute clerks, each.....	110.00
10 clerks, each.....	100.00
7 clerks, each.....	83.33
Stenographer.....	83.33
Stenographer.....	125.00

*To be \$9,000 after 1912.

PROBATE COURT CLERK.

Clerk Probate court, per year.....	\$9,000.00
Assistant to judge.....	275.00
2 assistants, each.....	250.00
Chief clerk.....	250.00
Fee clerk.....	166.66
Clerk.....	200.00
Clerk.....	166.66
3 minute clerks, each.....	110.00
5 record writers, each.....	150.00
2 record writers, each.....	125.00
Cashier.....	150.00
2 clerks, each.....	150.00
13 clerks, each.....	125.00
3 clerks, each.....	100.00
Stenographer.....	100.00
Stenographer.....	85.00
5 clerks, each.....	91.66
4 clerks, each.....	83.33

CLERK COUNTY COURT.

Chief clerk.....	\$250.00
Assistant to clerk.....	250.00
Cashier.....	200.00
3 clerks, each.....	150.00
Clerk.....	125.00
Record writer.....	125.00
Record writer.....	150.00
Minute clerk.....	150.00
2 minute clerks, each.....	117.00
Stenographer.....	100.00

JUVENILE COURT.

Chief probation officer.....	\$250.00
Assistant.....	100.00
33 assistants, each.....	87.50
2 interpreters, each.....	87.50
2 stenographers, each.....	75.00
Nurse.....	87.50
2 clerks, each.....	60.00

JUVENILE DETENTION HOME.

Superintendent.....	\$125.00
Physician.....	83.33
Dispensary nurse.....	80.00
Head janitor.....	75.00
3 attendants, each.....	60.00
Clerk.....	60.00
Other employes, ea. \$30 to.....	65.00

JUDGES.

14 Circuit judges, each.....	Per year. \$10,000.00
7 Superior judges, each.....	*10,000.00
5 Superior judges, each.....	*11,500.00
County court judge.....	10,000.00
Probate court judge.....	10,000.00
from county.....	*\$5,000.00
from county.....	*\$5,000.00
and \$6,500 from county.....	

COOK COUNTY FINANCES (DEC. 1, 1909, TO DEC. 19, 1910).

[From Comptroller R. M. Sweitzer's annual report.]

GENERAL STATEMENT.

Cash balance, Dec. 1, 1909.....	\$267,609.76
Actual receipts.....	5,037,254.80
Tax levy loan receipts.....	1,486,450.00
Total receipts.....	6,791,314.56
Vouchered expenditures.....	5,136,591.71
Tax levy loans repaid.....	1,585,700.00
Total disbursements.....	6,722,291.71
Cash balance carried forward.....	69,022.85
Due from various sources.....	114,693.08
Total available for 1911.....	183,715.93

RECEIPTS IN DETAIL.

FROM FEE OFFICES.

County treasurer and collector.....	\$798,526.55
County clerk.....	721,564.85
Clerk of county court.....	27,202.20
Recorder.....	227,986.30
Abstract maker.....	25,967.99
Registrar of titles.....	25,019.05
Clerk of Probate court.....	109,175.15
Clerk of Criminal court.....	3,367.57
Clerk of Circuit court.....	113,002.42
Clerk of Superior court.....	90,618.50
Sheriff.....	45,272.66

State's attorney.....	6,325.25
Coroner.....	3,853.42
Total	1,697,872.91

FROM TAXES.

Taxes receivable from 1909.....	\$4,269,818.13
Deduct principal and interest bonds.....	966,462.50

Net taxes, 1909 levy, for general fund.. 3,303,355.63

MISCELLANEOUS.

Sale of clinic tickets.....	\$16,971.95
State's attorney, prior year's account....	6,265.80
Prior year taxes.....	12,788.46

Total miscellaneous..... **56,026.21**

EXPENDITURES IN DETAIL.

SALARY FUND.

Auditor.....	\$8,012.90
Board of assessors.....	163,104.01
Board of review.....	80,898.02
Civil service commission.....	7,499.76
Clerk of Circuit court.....	89,859.18
Clerk of County court.....	41,144.00
Clerk of Criminal court.....	61,424.48
Clerk of Probate court.....	88,179.83
Clerk of Superior court.....	74,052.30
Comptroller.....	21,593.88
Coroner.....	41,453.10
County attorney.....	18,970.00
County agent.....	53,669.59
County agent, G. A. R.....	3,590.00
County board.....	69,599.88
County clerk.....	201,445.98
County treasurer.....	364,166.62
Dunning institutions.....	172,536.43
Election commissioners.....	16,969.89
Hospital.....	169,563.48
Jury commissioners.....	17,299.68
Juvenile home.....	15,789.99
Juvenile probation officers.....	41,308.41
Oak Forest institution.....	8,482.23
Recorder.....	167,474.23
Recorder, abstract department.....	42,695.69
Recorder, Torrens department.....	25,214.96
Sheriff.....	238,324.23
Sheriff, county building.....	131,821.48
Sheriff, Criminal court building.....	44,026.04
Sheriff, jail.....	70,318.72
Superintendent public service.....	26,638.63
Superintendent public service, mechanics.....	51,191.07
Superintendent of schools.....	6,199.92
State's attorney.....	106,181.02
Total	2,740,234.45

SUPPLY FUND.

Hospital.....	\$292,326.87
Dunning institutions.....	276,076.20
County agent.....	188,773.60
Juvenile court.....	445.66
Juvenile detention home.....	17,827.56
Superintendent public service.....	134,186.23
Oak Forest institution.....	7,912.30
Total	917,548.42

FURNITURE AND REPAIR FUND.

Courthouse.....	\$12,101.80
Criminal court building.....	12,005.46
Dunning institutions.....	7,181.32
Hospital.....	20,330.35
County agent.....	865.44
Oak Forest institution.....	62,159.86
Total	114,644.23

JUDGES' FUND.

Judges.....	\$158,539.62
Extra judges, Circuit court.....	7,390.00
Extra judges, Superior court.....	7,850.00
Extra judges, County court.....	3,990.00
Total	177,769.62

JURORS' FUND.

Chicago Heights court jurors.....	\$1,568.20
Circuit court jurors.....	57,274.45
Superior court jurors.....	65,751.35
Criminal court jurors.....	78,534.00
County court jurors.....	7,083.80

Municipal court jurors.....	93.80
Coroner's jurors.....	25,550.00
Dieting jurors.....	9,141.15

Total..... **249,997.35**

INDUSTRIAL SCHOOLS FUNDS.

St. Mary's training school for boys.....	\$19,999.92
Illinois training farm.....	19,999.92
Chicago industrial school for girls.....	10,999.94
Illinois industrial school for girls.....	10,981.33

Total..... **61,981.16**

OUTDOOR RELIEF, ETC.

Outdoor relief.....	\$21,610.39
Roads and bridges.....	52,068.18

SUDDY OTHER FUNDS.

Building.....	\$85,416.07
Coroner's expense.....	1,664.93
County surveyor.....	273.36
Deporting indigents.....	1,824.43
Dieting prisoners, jail.....	36,315.60
Election fund.....	60,961.64
Heating courthouse.....	26,299.92
Hospital nursing.....	118,005.65
Inspecting, etc.....	2,324.30
Interest on bank loans.....	44,186.12
Lighting courthouse.....	15,237.60
Miscellaneous.....	24,091.63
Postage and envelopes.....	12,494.63
Power, courthouse.....	21,928.57
President's expense.....	2,500.00
Printing real estate assessment lists.....	39,578.68
Special audit.....	6,081.22
Special county attorney.....	13,741.87
Insurance fund.....	13,741.87
State institutions.....	46,951.65
Telephone service.....	9,331.82
Telephone service, juvenile detention home.....	469.20
Transportation prisoners.....	3,500.00
Total	581,416.97

OUTSTANDING LIABILITIES FUND.

Outstanding liabilities..... \$213,358.23

SUMMARY EXPENDITURES FUND.

Salary.....	\$2,740,234.45
Supply.....	917,548.42
Furniture and repairs.....	114,644.23
Juvenile court.....	6,962.71
Judges.....	117,769.62
Jurors.....	249,997.35
Industrial schools.....	61,981.16
Outdoor relief.....	21,610.39
Roads and bridges.....	52,068.18
Sundry other funds.....	581,416.97

Total current year account..... **4,923,233.48**
Outstanding liabilities, prior year..... **213,358.23**

Grand total..... **5,136,591.71**

BOND PRINCIPAL AND INTEREST FUND.

GENERAL STATEMENT.

Cash balance, Dec. 1.....			
	Principal.	Interest.	Total.
1909.....	\$3,400.00	\$63,187.83	\$66,587.83
Actual receipts.....	625,900.00	341,462.59	966,426.50

Total..... **628,430.00** **404,650.38** **1,033,050.38**
Expenditures..... **624,500.00** **342,425.00** **966,925.00**

Cash balance, 1910, 3,900.00 62,225.38 66,125.38

BONDED INDEBTEDNESS.

Bonds outstanding Dec. 1, 1909..... \$8,735,000.00
 Deduct for bonds maturing in 1910..... 625,000.00

Leaves bonds due after Dec. 1, 1910... 8,110,000.00
 Add "unexpended balances" bonds..... 3,900.00

Net of bonds outstanding..... 8,113,900.00
 Net of interest..... 2,505,312.88

NEW INFIRMARY BUILDING FUND.

Cash balance, Dec. 1, 1909..... \$645,580.15
 Expenditures..... 399,373.29

Cash balance, 1910..... 246,206.86
 Amount of contract balance..... 236,304.84
 Available cash balance..... 9,902.00

SUMMARY OF INDEBTEDNESS.

General fund.....	\$385,911.73
General fund, tax warrants.....	1,146,450.00
New infirmary, trust fund, cash balance.....	9,902.02
New infirmary contract balance.....	236,304.84
Tavern license, due towns.....	870.00
Warrants issued fund.....	172,583.63
Bonds principal fund.....	3,900.00
Bonds interest fund.....	62,225.35
Bonded indebtedness after Dec. 1, 1910.....	8,110,000.00
Bond interest indebtedness.....	2,443,087.50
Total	12,571,235.10
Cash on hand, all funds.....	554,808.72
Cash due from city of Chicago.....	40,172.14
Cash due from fee offices.....	74,520.94
Bonds and interest not due.....	10,553,087.50

Net indebtedness..... 1,343,645.80

SUMMARY OF RECEIPTS AND EXPENDITURES.

General fund..... \$6,791,314.56

New infirmary fund.....	645,580.15
Bond principal fund.....	628,400.00
Bond interest fund.....	404,650.38
Tavern license fund.....	8,226.01
Total receipts	8,473,170.10
Warrants outstanding.....	172,583.63
Due from fee offices.....	114,693.38
Total	8,765,446.81

EXPENDITURES.

General fund vouchered.....	\$6,722,291.71
Infirmary fund vouchered.....	399,373.29
Bond principal paid.....	624,500.00
Bond interest paid.....	342,425.00
Tavern license fund vouchered.....	7,355.01
Total payments	8,095,945.01
Total cash balance.....	554,808.72
Cash due from fee offices, etc.....	114,693.08
Total	8,765,446.81

COOK COUNTY APPROPRIATIONS.

For fiscal year from Dec. 5, 1910, to Dec. 4, 1911.

GENERAL.

Tax loss account laws.....	\$2,640,130.49
Tax loss, noncollection.....	315,000.00
Bonds and interest.....	1,257,712.88
Judgment.....	4,500.00
New infirmary.....	246,296.86
New county hospital.....	2,953,786.96
Outstanding liabilities.....	226,223.53
County building fund.....	200,000.00
Furniture fund.....	96,000.00
Dieting prisoners, jail.....	35,000.00
Dieting prisoners, bridge well.....	50,000.00
State institutions.....	50,000.00
Industrial schools.....	73,200.00
Telephone fund.....	9,500.00
Depositing indigents.....	1,500.00
Inspecting fund.....	2,500.00
President's fund.....	3,500.00
Hospital nursing.....	135,000.00
Roads and bridges.....	50,000.00
Transport'n prisoners.....	3,500.00
Postage fund.....	12,500.00
Coroner's expense.....	3,000.00
County attorney.....	7,500.00
County surveyor.....	300.00
Assessment lists.....	40,000.00
Outdoor relief.....	22,900.00
Juror fund.....	250,000.00
Election fund.....	225,000.00
Judges' fund.....	190,116.50
Interest on loans.....	50,000.00
Building fund.....	50,000.00
Lighting courthouse.....	13,000.00
Power courthouse.....	15,000.00
Miscellaneous.....	50,000.00
Total	9,272,577.22

SALARIES.

Oak Forest Institutions.....	\$70,197.60
Dunning institutions.....	153,711.33
County hospital.....	234,344.89
County agent.....	71,228.30
Juvenile home.....	17,200.00
Juvenile court.....	45,240.60

County board.....	70,067.35
County board auditor.....	8,400.00
Comptroller.....	23,900.00
Supt. public service.....	35,552.00
Bureau of mechanics.....	56,750.20
Civil service commis'n.....	17,000.00
Election commissioners.....	15,000.00
County attorney.....	19,520.00
State's attorney.....	132,850.00
Jury commission.....	19,500.00
Supt. of schools.....	6,200.00
Board of assessors.....	267,560.00
Board of review.....	117,160.00
Sheriff, general.....	243,320.00
Sheriff, county building.....	144,731.00
Sheriff, Criminal court building.....	45,972.00
Sheriff, jail.....	85,900.00
Coroner.....	45,400.00
Clerk Criminal court.....	67,040.00
Clerk Circuit court.....	94,580.00
Clerk Superior court.....	79,200.00
Clerk Probate court.....	97,600.00
County clerk.....	282,450.00
Clerk County court.....	38,156.00
County treasurer.....	367,460.00
Recorder.....	169,540.00
Recorder, abstract dept.....	42,700.00
Recorder, Torrens dept.....	28,700.00
Total	3,222,721.18

SUPPLIES.

Oak Forest Institutions.....	\$150,000.00
Dunning institutions.....	175,000.00
Hospital.....	500,000.00
County agent.....	200,000.00
Juvenile court.....	1,000.00
Juvenile home.....	20,000.00
County board.....	500.00
County board auditor.....	250.00
Comptroller.....	6,000.00
Supt. public service.....	3,000.00
Civil service commis'n.....	500.00
County attorney.....	1,000.00
State's attorney.....	20,000.00
Jury commissioners.....	1,000.00

Supt. of schools.....	3,100.00
Board of assessors.....	6,000.00
Board of review.....	3,500.00
Sheriff.....	1,800.00
Sheriff, county building.....	31,200.00
Sheriff, Criminal court building.....	31,000.00
Coroner.....	1,500.00
Clerk Criminal court.....	1,500.00
Clerk Circuit court.....	3,500.00
Clerk Superior court.....	3,000.00
Clerk Probate court.....	4,000.00
County clerk.....	13,000.00
County treasurer.....	18,000.00
Recorder.....	9,003.00
Total	1,008,350.00
Total appropriations.....	13,563,648.40
Total in 1910.....	10,448,015.14

ESTIMATED RESOURCES.

TAXES.	
General taxes, 1911.....	\$7,818,300.23
FEES.	
County treasurer.....	\$320,000.00
County clerk.....	350,000.00
County court clerk.....	30,000.00
Recorder.....	225,000.00
Abstract maker.....	25,000.00
Registrar of titles.....	25,000.00
Probate court clerk.....	115,000.00
Circuit court clerk.....	110,000.00
Superior court clerk.....	100,000.00
Sheriff.....	50,000.00
State's attorney.....	20,000.00
Criminal court clerk.....	3,000.00
Coroner.....	3,500.00
Total fees	1,376,500.00
MISCELLANEOUS.	
Sundry resources, 1911.....	\$608,848.17
Bonds new hospital.....	3,900,000.00
County building trust fund.....	200,000.00
Total miscellaneous	3,808,848.17
Total resources	13,503,648.40

INTERNAL REVENUE COLLECTIONS IN CHICAGO.

For first district of Illinois, calendar year 1910.

Collections on lists*.....	\$2,406,403.88	Oleomargarine (10c lb.).....	234,022.70
Fermented liquor.....	5,444,270.00	Process butter.....	46,961.00
Distilled spirits.....	359,237.05	Flled cheese.....	1,567.70
Cigars and cigarettes.....	710,204.53	Playing cards.....	32,423.27
Snuff.....	359,613.23	Total, 1910	11,652,567.87
Tobacco.....	1,313,422.72	Total, 1909	8,210,703.39
Special tax.....	484,737.17	*Includes \$2,323,177.03 corporation taxes.	
Oleomargarine (1/4c lb.).....	229,644.57		

COURTS IN COOK COUNTY.

APPELLATE COURT, FIRST DISTRICT, ILLINOIS.

Ashland block, 7th floor.

A—Edward O. Brown, presiding judge; Ben M. Smith, Frank Baker.

B (Branch)—Jesse A. Baldwin, presiding judge;

Thomas C. Clark, Frederick A. Smith.

C (Branch)—James S. Baume, presiding judge; Warren W. Duncan, Emery C. Graves.

Clerk—A. R. Porter, R.; chief deputy, Roy S. Gaskill.

Jurisdiction—The Appellate court has jurisdiction of all matters of appeal or writs of error from the Superior, Circuit and County courts, and from the Municipal court of Chicago, except in criminal cases and those affecting a franchise or freehold or the validity of a statute. Decisions are final except that an appeal may be granted on a certificate of importance, or a review may be allowed on a writ of certiorari from the Supreme court.

Terms of Court—First Tuesdays in March and October of each year.

SUPERIOR COURT.

Courthouse, 4th floor.

Judges—W. H. McSurely, R.; term expires 1917; Theodore Brentano, R., 1915; Marcus A. Kavanagh, R., 1917; Joseph F. Fitch, D., 1917; William E. Dever, D., 1916; Richard E. Burke, D., 1916;

Martin M. Gridley, D., 1916; Thomas C. Clark, D., 1916; Charles A. McDonald, D., 1916; W. F. Cooper, D., 1916; Henry V. Freeman, R., 1917; Albert C. Barnes, R., 1917; Hugo Pam, R., 1917; M. L. McKinley, D., 1917; Clarence N. Goodwin, D., 1917; Charles M. Foell, R., 1917; Denis E. Sullivan, D., 1917.

Clerk—Charles W. Vail, R.; courthouse, 4th floor, south end. Chief deputy, Charles E. Shearman.

Jurisdiction—The Superior court has concurrent jurisdiction with the Circuit court in all cases of law and equity and in appeals from inferior courts.

Terms of Court—Begin on the first Monday of every month.

CIRCUIT COURT.

Courthouse, 4th floor.

Terms of judges all expire in June, 1915.

Judges—Edward O. Brown, D.; Thomas G. Windes, D.; Merritt W. Pinckney, R.; R. S. Tutthill, R.; Frank Baker, D.; John Gibbons, R.; C. M. Walker, D.; Lockwood Honore, D.; John P. McGoorty, D.; George Kersten, D.; Frederick A. Smith, R.; Adolor J. Pettit, R.; Kickham Scaulan, R.; Jesse A. Baldwin, R.

Clerk—Joseph E. Bidwill, Jr.; chief deputy, Louis Hutt, R.; fourth floor, north end.

Jurisdiction—Same as that of the Superior court.

Terms of Court—Begin on the third Monday of every month.

COUNTY COURT.

Courthouse, 6th floor.

Judge—John E. Owens, D.; term expires in December, 1914.

Clerk—R. M. Sweltzer, D.; 600 courthouse.

Jurisdiction—The County court has concurrent jurisdiction with the Circuit courts in all cases of appeal from justices of the peace and police magistrates and in all common-law matters where the value of property does not exceed \$1,000; concurrent jurisdiction with courts of record in condemnation and special assessment proceedings; exclusive jurisdiction in voluntary assignments, release of insolvent debtors, trials of the right of property, commitment of insane and the support of paupers by their relatives; objections to the sale of real estate for nonpayment of general or special taxes are heard in the County court and all inheritance taxes are levied and collected under its direction; the official bonds of most county and township officers and the yearly reports of clerks, justices of the peace, and state's attorneys and other officers of fees collected are subject to the approval of that court; the County court in Cook county has entire management and control of all elections in Chicago.

CRIMINAL COURT.

Criminal court building, Michigan street and Dearborn avenue.

Judges—Judges of the Superior and Circuit courts alternate in presiding over the Criminal court.

Clerk—Frank J. Walsh, D.; office in Criminal court building.

Jurisdiction—The Criminal court of Cook county has original jurisdiction of all criminal offenses except such as is conferred upon justices of the peace, and appellate jurisdiction from justices of the peace.

Terms of Court—Begin on the first Monday of every month.

PROBATE COURT.

Courthouse, 6th floor.

Judge—Charles S. Cutting, R.; term expires in 1914.

Assistants—Neil J. Shannon, Philip P. Bregstone, John W. Rainey.

Clerk—John A. Cervenka, D.

Public Administrator—John F. Devine, R.

Public Guardian—Mary M. Bartelme.

Jurisdiction—The Probate court has original jurisdiction in all matters of probate, the settlement of estates of deceased persons, the appointment of guardians and conservators and settlement of their accounts, and in all matters relating to apprentices, and in cases of sales of real estate of deceased persons for the payment of debts.

Terms of Court—Begin on the first Monday of every month.

JUVENILE COURT.

771 Ewing street.

Judge—Merritt W. Pinckney.

Jurisdiction—The Juvenile court hears and disposes of cases brought before it under the act to regulate the treatment and control of dependent, neglected and delinquent children.

UNITED STATES CIRCUIT COURT.

Federal building, 6th floor.

Judges—Francis E. Baker, William H. Seaman, Christian C. Kohlsaat.

Clerk—John H. R. Jarar.

Salaries of judges, \$7,000 each per year; of clerk, \$3,500.

Jurisdiction—The United States Circuit courts have jurisdiction of suits of a civil nature at common law or in equity where the matter in dispute exceeds in value \$2,000, where an alien is a party to litigation or the suit is between a citizen of the state where the suit is brought and a citizen of another state; of suits where the United States or officers thereof are plaintiffs, and of cases involving patent, copyright, national banking and bankruptcy laws, etc.

UNITED STATES DISTRICT COURT.

Federal building, 6th floor.

Judges—Kenesaw M. Landis, George A. Carpenter.

Clerk—Thomas C. Mac Millan.

Salary of judges, \$6,000 a year; of clerk, \$3,000.

Jurisdiction—United States District courts have jurisdiction of crimes and offenses cognizable under the authority of the United States where the punishment is not capital; of suits relating to debts by or to the United States; of admiralty and maritime cases, and of suits arising under the postal laws, etc.

MASTERS IN CHANCERY.

Circuit Court—William F. Cooper, M. H. Guerin, Fred Sass, Albert W. Brickwood, Granville W. Browning, Stillman B. Jamieson, Roswell B. Mason, Dennis W. Sullivan, George Mills Rogers, Thomas Taylor, Jr., Horatio L. Wait, Sigmund Zelsler, William A. Doyle, Ralph W. Condee, John W. Ellis, Richard S. Folsom.

Superior Court—Hiram Barber, James Turnock, Charles J. Trainor, Charles T. Mason, J. J. Sullivan, S. S. Pollack, Wirt E. Humphrey, John E. Hunt, Charles P. Abbey, David F. Matchett, James V. O'Donnell, John S. Hummer, C. Arch Williams, Leo J. Doyle, Joseph E. Weissenbach, James I. Ennis, J. H. Hume, C. C. Stillwell.

United States Circuit Court—James S. Hopkins, Charles B. Morrison,

MUNICIPAL COURT OF CHICAGO.

City hall, eighth and ninth floors.

Chief Justice—Harry Olson, room 915.

Chief Clerk—Homer K. Galpin.

Chief Bailiff—Thomas M. Hunter.

Judges—Terms expire in 1912: Harry Olson, chief justice; Freeman K. Blake, William W. Maxwell, Judson F. Going, William M. Gemmill, William N. Cottrell, Edwin K. Walker, Edward A. Dickert, Isadore H. Hlimes, Arnold Heap. Terms expire in 1914: Henry C. Beitler, Max Eberhardt, Charles N. Goodnow, Joseph Z. Uhlir, Hosea W. Wells, Oscar M. Torrison, Frederick L. Fake, Jr., Sheridan E. Fry, Hugh R. Stewart. Terms expire in 1916: John B. Caverly, John J. Rooney, Thomas F. Scully, Jacob H. Hopkins, James C. Martin, Harry P. Dolan, Joseph Sabath, John R. Newcomer, Charles A. Williams.

Salaries—Chief Justice, \$7,500 a year; associate justices, \$6,000; clerk, \$5,000; chief deputy clerk, \$2,500; other clerks, \$1,800; bailiff, \$5,000; chief deputy bailiff, \$2,500; other bailiffs, \$1,500.

Civil Courts—First district, city hall; second district, 8855 and 8857 Exchange avenue, South Chicago.

Criminal Courts—First district: Branches 1 and 2, Criminal court building; South Clark street branches 1 and 2, 625 South Clark street; Desplaines street branch, 119 North Desplaines street; Maxwell street branch, Maxwell and Morgan streets; Hyde Park branch, 5223 Lake avenue; West Chicago avenue branch, 1125 West Chicago avenue; Shakespeare avenue branch, Shakespeare and California avenues; East Chicago avenue branch, 115 East Chicago avenue; Sheffield avenue branch, Sheffield avenue and Diversey boulevard; Englewood branch, 6347 Wentworth avenue; 35th street branch, 723 West 35th street. Second district; 8855-8857 Exchange avenue, South Chicago.

JURISDICTION.

1. All actions on contracts when the amount claimed by the plaintiff exceeds \$1,000; all actions for the recovery of personal property the value of which exceeds \$1,000; all actions for the recovery of damages for the conversion of personal property when the amount sought to be recovered exceeds \$1,000.

2. All cases which may be transferred to it by the Circuit and Superior courts of Cook county.

3. All criminal cases in which the punishment is by fine or imprisonment otherwise than in the penitentiary and all criminal cases which may be prosecuted otherwise than by indictment by a grand jury.

4. All civil actions, quasi-criminal actions excepted, for the recovery of money only, where the amount does not exceed \$1,000; all actions for the recovery of personal property the value of which does not exceed \$1,000; all actions of forcible detainer and all actions and proceedings of which justices of the peace were formerly given jurisdiction where the amount sought to be recovered does not exceed \$1,000.

5. Quasi-criminal actions.

6. Proceedings for the prevention of crime; pro-

ceedings for the arrest, examination and commitment of persons charged with criminal offenses and proceedings pertaining to search warrants.

COSTS IN CIVIL CASES.

1. In cases of the first class the plaintiff shall pay \$8 to the clerk when suit is begun and \$6 more if he asks for a jury trial.

2. In cases of the second class the plaintiff at the time of the bringing of the transcript of the record to the Municipal court shall pay \$1 and \$6 more if he files a demand for a jury.

3. In cases of the first class the defendant at the time of the filing of his appearance shall pay to the clerk \$5 and if he asks for a jury \$6 additional.

4. In any case of the fourth class the plaintiff at the time of beginning suit shall pay to the clerk of the court \$2 when the amount claimed does not exceed \$200; \$5 if the amount exceeds \$500 and does not exceed \$1,000, and \$2 in a case of forcible entry and detainer. If a jury is asked \$6 additional must be paid.

5. In any case of the fourth class the defendant at the time of his appearance shall pay to the clerk \$2 if the amount claimed by the plaintiff exceeds \$200 and the further sum of \$6 if he (the defendant) asks for a jury.

6. The costs to be paid for the services of the bailiffs, sheriffs and coroners shall be \$1.75 for each person upon whom service is made and in cases where any levy is to be made \$1.75 additional; other costs shall be the same as in the Circuit court.

7. In any case of the fourth class the party delivering to the bailiff any paper to be served shall pay him \$1 for each defendant named upon whom service is to be made, and in cases of writs of attachment, replevin or execution the further sum of \$1 when any levy is made, and shall also pay for the actual expense of seizing and caring for property.

8. In any case the party securing any certified copy of the record shall pay to the clerk the same fees as are paid to the clerk of the Circuit court for similar services.

9. In any case of the fourth class the bailiff, as commissions on moneys realized by execution, shall collect from the defendant in the execution 5 per cent upon the money realized if it does not exceed \$100, but if it exceeds \$100 the amount shall be 5 per cent on the first \$100 and 3 per cent upon the excess over \$100.

10. All other costs not specified shall be the same as in the Circuit court.

COSTS IN CRIMINAL CASES.

Costs in criminal and quasi-criminal cases and proceedings in the Municipal court instituted in the name of the people or of any state or county officers shall be:

1. Clerk's fees for all services rendered by him, \$6.

2. Bailiff's fees the same as those which may now or hereafter be fixed by law for the sheriff in counties of the third class for similar services.

COOK COUNTY FOREST PRESERVE ACT INVALID.

Under an act of the Illinois legislature, approved June 16, 1909, the following proposition was submitted to the voters of Cook county at the election of Nov. 8, 1910:

"For the adoption of an act to provide for the creation and management of forest preserve districts and repealing a certain act therein named and creating under said act a forest preserve district, the boundaries of which to coincide with and comprise the whole of the territory of Cook county, Illinois."

The proposition was approved by a majority of those voting upon it and under the provisions of the law the following were appointed to serve as the first commissioners:

Lewis Rinaker, Rep., four years; Charles H. Wacker, Dem., two years; Gustavus J. Tatge,

Dem., two years; Nelson A. Cool, Rep., four years; Samuel Insull, Rep., four years.

To test the validity of the steps by which the Cook county forest preserve district was created an application for quo warranto proceedings was filed by State's Attorney Wayman in the Superior court, directed against the commissioners, whom he charged with illegally holding office. The court decided against him and the matter was then laid before the state Supreme court. That tribunal announced, June 20, 1911, that the creation of the forest preserve district was illegal on the ground that, instead of the whole of Cook county being given an opportunity to vote upon the proposition, only the voters of Chicago and Cicero were permitted to do so. The validity of the forest preserve act was not involved; it was merely the creation of the district itself which was declared void.

DIRECTORY OF COUNTY DEPARTMENTS AND COURTS.

LOCATION OF COUNTY BUILDINGS.

Courthouse—Clark street, between Washington and Randolph; south side.
 County Jail—Dearborn avenue and Illinois street; north side.
 Criminal Court building—Michigan street and Dearborn avenue; north side.
 Children's Hospital—Wood street, near Polk; west side.
 County Hospital—Harrison and Honore streets; west side.
 County Infirmary—Oak Forest; reached by the Rock Island railroad.
 County Morgue—Wood and Polk streets; west side.
 Detention Hospital—Wood and Polk-sts.; west side.
 County Agent—213 South Peoria street, west side.
 County Insane Asylum and Tuberculosis Hospital—At Dunning; west side; reached by Milwaukee avenue cars and the Chicago, Milwaukee & St. Paul railway.
 Juvenile Court—771 Ewing street, west side.
 Home for Delinquent and Dependent Children—771 Ewing street.

IN COURTHOUSE.

Board of Assessors—Third floor, north end.
 Board of Review—Third floor, south end.
 County Commissioners—Room 531.
 Committee Clerk—Room 527.
 County Clerk—Second floor, south end.

County Treasurer—First and second floors, north end.
 County Court—Room 603.
 County Court Clerk—Room 600.
 County Comptroller—Room 511.
 County Attorney—Room 507.
 County Superintendent of Schools—Room 546.
 County Surveyor—Room 426.
 Custodian—Room 226.
 Coroner—Room 500.
 Civil-Service Commissioners—Room 547.
 Circuit Court—Seventh floor.
 Circuit Court Clerk—Fourth floor, north end.
 Jury Commissioners—Room 821.
 President County Board—Room 523.
 Probate Court—Sixth floor.
 Probate Court Clerk—Sixth floor.
 Sheriff—Fourth floor, center.
 Superior Court—Eighth floor.
 Superior Court Clerk—Fourth floor, south end.
 Superintendent of Public Service—Room 619.

CRIMINAL COURT BUILDING.

Criminal Court Clerk—First floor.
 Criminal Courts—Third, fourth and fifth floors.
 Sheriff (Bailiffs) in Charge of Criminal Court—First floor.
 Grand Jury Assembly Room—Second floor.
 State's Attorney—Second floor.

COOK COUNTY CHARITY SERVICE.

DEPARTMENT OF POOR RELIEF (1910).

Families given relief....	8,191
Persons in families....	36,857
Cases sent to hospital....	1,308
Cases given medical aid....	18,442
Insane cases disposed of....	1,851
Rations issued.....	49,384
Lbs. provisions distribtd....	2,847,926
Tons coal distributed....	12,107
Shoes given children, prs....	11,440
Cost of provisions.....	\$115,589.19
Cost of coal.....	\$42,893.56
Cost of shoes.....	\$18,167.16

DUNNING INSTITUTIONS (1909).

Daily average population....	1,925
Aggregate for the year.....	702,327
Patients died.....	317

HOSPITAL FOR CONSUMPTIVES

Daily average population....	327
------------------------------	-----

Patients admitted.....	1,067
Patients left.....	591
Patients died.....	451
DEATHS AND DISPOSAL OF BODIES.	
Total deaths.....	1,139
Given to friends.....	802
Given to colleges.....	297
Buried in county cemetery....	34

The total cost of supplies for the Dunning institutions in 1909 was \$282,509.36, and the total of the employees' salaries was \$182,821.31, making the cost of maintenance \$465,331.17. Average per day for inmates and employes, 31 cents; per year for inmates and employes, \$112.86.

INFIRMARY (POORHOUSE) 1909.	
Daily average population....	1,523
Aggregate for the year.....	576,322
Deaths.....	368

COOK COUNTY AND DETENTION HOSPITALS (1909).

COOK COUNTY HOSPITAL.

Patients admitted.....	31,826
Patients discharged.....	27,692
Died.....	2,542
Daily average in hospital....	1,450
Operations performed.....	3,579

DETENTION HOSPITAL.

Patients admitted.....	2,036
Distributed.....	1,996
Died.....	24
Daily average in hospital....	31

COUNTY HOSPITAL FINANCES.

Cost of supplies, etc.....	\$240,764.75
Salaries.....	267,340.30

Total cost of maintenance 508,105.05

GROWTH OF CHICAGO IN AREA.

Date.	Added. Sq. mi.	Total. Sq. mi.	Date.	Added. Sq. mi.	Total. Sq. mi.	Date.	Added. Sq. mi.	Total. Sq. mi.
Feb. 11, 1835 (original town).....		2,550	Feb. 27, 1869.....	11,380	35,662	April 7, 1891.....	981	180,138
March 4, 1837 (city incorporated).....	8.085	10,635	May 16, 1887.....	1,000	36,662	April 4, 1893.....	3,875	184,013
Feb. 16, 1847.....	3.375	14,010	April 29, 1889.....	7,150	43,812	Nov. 7, 1895.....	2,125	186,138
Feb. 12, 1853.....	3.988	17,998	June 29, 1889.....	126,070	169,882	Feb. 25, 1895.....	1,000	187,138
Feb. 13, 1863.....	6.294	24,282	April 1, 1890.....	1,773	171,655	April 4, 1899.....	3,500	190,638
			May 12, 1890.....	2,899	174,654	Nov. 8, 1910.....	687	191,325
			Nov. 4, 1890.....	4,603	179,157			

The original town of Chicago in 1835 extended from Chicago avenue on the north to 12th street on the south and from Halsted street on the west to Lake Michigan on the east. When the city was incorporated in 1837 the city limits were as follows: From Lake Michigan west along Center

street to North Clark street, south to North avenue, west to Wood street, south to 22d street and east to the lake. The largest addition to the area of the city was made in 1889, when Lake View, Jefferson, Hyde Park and Lake were annexed. Edison Park was annexed Nov. 8, 1910.

CHICAGO BUILDING STATISTICS.

Number of buildings erected since 1891, with estimated cost.

Year.	Buildings.	Cost.	Year.	Buildings.	Cost.	Year.	Buildings.	Cost.
1892.....	13,194	\$64,740,800	1899.....	3,794	\$20,856,750	1906.....	10,629	\$64,822,030
1893.....	8,559	28,708,750	1900.....	3,654	19,100,050	1907.....	9,353	59,087,080
1894.....	9,755	33,862,465	1901.....	6,053	24,962,075	1908.....	10,771	68,203,920
1895.....	8,633	35,010,043	1902.....	6,074	48,070,899	1909.....	11,241	90,559,580
1896.....	6,444	22,730,615	1903.....	6,221	37,447,175	1910.....	11,409	96,932,700
1897.....	6,294	21,777,230	'94.....	7,151	44,724,790	1911*.....	9,467	91,290,400
1898.....	4,067	21,294,323	1905.....	8,442	63,970,950			

*Jan. 1 to Nov. 1.

CHICAGO AT A GLANCE.

Fort Dearborn established.....	1803	Fire cisterns—114.
Fort Dearborn massacre.....	Aug. 15, 1812	Fire hook and ladder companies—34.
Chicago surveyed and platted.....	1820	Halls, assembly, all kinds—876.
Cook county organized.....	1831	Hospitals—73.
Town of Chicago incorporated.....	August, 1833	Imports of merchandise (1910)—\$25,281,831.
City of Chicago incorporated.....	March 4, 1837	Internal revenue collected in Chicago district (1910)
First election held.....	March 31, 1837	—\$11,652,567.87.
First railroad opened.....	1848	Latitude—N. 41 deg. 53 min. 6 sec.
Cholera epidemic.....	1854	Length of city, north to south, miles—25½.
Serious money panic.....	1857	Libraries—21.
Great fire (loss \$200,000,000).....	Oct. 8-9, 1871	Lights, electric, in service—13,259.
Second financial panic.....	1873	Lights, gas, in service—17,416.
City incorporated under general law, April 23, 1875	1875	Lights, gasoline, in service—7,319.
Savings bank crash.....	1877	Longitude—87 deg. 38 min. 1 sec. west.
World's Fair held.....	1893	Mail, pieces of, handled, fiscal year 1911—1,618,900,651.
Centennial celebrated.....	Sept. 26-30, 1903	Manufactures in 1909, value of product—\$1,281,313,000.
Iroquois theater fire.....	Dec. 30, 1903	Medical schools—36.
—		Newspapers and periodicals—750.
Population in 1911 (estimated)—2,264,184.		Parks, area of in acres—4,388.
Appropriations, all purposes (1911)—\$58,229,163.35.		Police, number of, including officers—4,260.
Area in square miles—191,325.		Postal receipts, year ended June 30, 1911—\$19,781,440.74.
Assessed valuation—\$868,841,052.		Pupils enrolled in public schools (1911)—304,146.
Asylums—92.		Railroads (divisions not included) entering Chicago
Banks, national, state and private—111.		—27.
Boulevards, mileage of—48.		Saloons, number of (Dec. 1, 1911)—7,162.
Building permits issued (1910)—11,409.		Schools, public, number of (not including branches)
Buildings erected (1910), value of—\$96,932,700.		—286.
Cemeteries, number of—51.		Sewers, mileage of—1,724.
Churches, chapels and missions—1,156.		Sidewalks, mileage of—5,000.
Clearings by associated banks (1910)—\$13,939,689,984.43.		Street, longest (Western avenue), miles—23½.
Dispensaries—27.		Street railway mileage—1,350.
Duties collected on imported merchandise (1910)—\$11,102,062.56.		Streets and alleys, improved, miles—1,730.
Elevation—Above sea level, 582 feet; above Lake Michigan, 25 feet.		Streets and alleys, unimproved, miles—2,625.
Employees on city pay rolls (1910)—22,428.		Streets and alleys, total mileage—4,355.
Firemen, number of, including officers—1,835.		Teachers in public schools, number of—6,584.
Fire alarm boxes—1,917.		Theaters, all kinds—600.
Fireboats—6.		Tonnage of vessels cleared in 1910—9,470,572.
Fire engines, number—126.		Value (actual) of real estate and personal property, 1911—\$2,554,607,310.
Fire hydrants, number—23,950.		Water used in a year (1910), gallons—176,018,750,000.
		Width of city, east to west, miles—9.

LOCATION OF RAILWAY PASSENGER STATIONS.

CENTRAL STATION—Park row and 12th street; south side.
Chicago, Cincinnati & Louisville.
Cleveland, Cincinnati, Chicago & St. Louis (Big Four).
Illinois Central.
Michigan Central.
Minneapolis, St. Paul & Sault Ste. Marie (Soo line; formerly Wisconsin Central).
West Michigan.

CHICAGO & NORTHWESTERN—West Madison and Canal streets, west side.
All divisions.

DEARBORN STATION—Dearborn and Polk streets; south side.
Atchison, Topeka & Santa Fe.
Chesapeake & Ohio.
Chicago & Western Indiana.
Chicago, Indianapolis & Louisville (Monon).
Erle.
Grand Trunk.
Wabash.

GRAND CENTRAL STATION—Fifth avenue and Harrison street; south side.
Baltimore & Ohio.
Chicago Great Western.
Chicago Terminal Transfer.
Pere Marquette.

LASALLE STREET STATION—Van Buren and LaSalle streets; south side.
Chicago & Eastern Illinois.
Chicago, Rock Island & Pacific.
Lackawanna.
Lake Shore & Michigan Southern.
New York, Chicago & St. Louis (Nickel Plate).

UNION STATION—Canal street, between Adams and Madison; west side.
Chicago & Alton.
Chicago, Burlington & Quincy.
Chicago, Milwaukee & St. Paul.
Pittsburg, Fort Wayne & Chicago.
Pittsburg, Cincinnati, Chicago & St. Louis (Pan Handle).

CHIEFS OF POLICE OF CHICAGO.

Names and dates of appointment:

W. W. Kennedy, April, 1871.
Elmer Washburn, April, 1872.
Jacob Rehm, December, 1873.
Michael C. Hickey, Oct. 7, 1875.
Valerius A. Seavey, July 30, 1878.
Simon O'Donnell, Dec. 15, 1879.
William J. McGarigle, Dec. 13, 1880.
Austin J. Doyle, Nov. 13, 1882.
Frederick Ebersold, Oct. 26, 1885.
George W. Hubbard, April 17, 1888.

Frederick H. Marsh, Jan. 1, 1890.
Robert W. McClaughray, May 18, 1891.
Michael Brennan, Sept. 11, 1893.
John J. Radenoch, April 11, 1895.
Joseph Kiple, April 16, 1897, and April, 1899.
Francis O'Neill, April 30, 1901, and June 26, 1903.
John M. Collins, July 26, 1905.
George M. Shippy, April 15, 1907.
Lo-roy T. Steward, Aug. 14, 1909.
John McWeeny, May 1, 1911.

CHICAGO RAILWAY TERMINAL COMMISSION.

Appointed by Mayor Fred A. Busse Feb. 20, 1911.
Aldermen: B. W. Snow, R. F. Clettenberg, Lewis D. Sitts, James Rea, William J. Healy, C. T. Murray, H. E. Littler, E. F. Cullerton, Peter Reinberg, John Powers, John R. Richtert. Railroad presi-

dents: A. J. Earling, W. A. Gardner, H. U. Mudge, H. G. Hetzler, W. L. Park. Members at large: Charles H. Wacker, John G. Shedd, Arthur T. Aldis, E. S. Conway, Clayton Mark, Walter H. Wilson, M. J. Foreman.

POINTS OF INTEREST IN AND ABOUT CHICAGO.

NORTH SIDE.

Academy of Sciences museum in Lincoln park.
Cemeteries—Graceland, Rosehill, Calvary.
Fort Sheridan, near Highwood.
Grant, Lincoln, Schiller, Goethe and other monuments in Lincoln park.
Historical society library and collection, Dearborn avenue and Ontario street.
Lake Shore drive.
Lincoln park conservatories and zoo.
Newberry library, Clark street and Walton place.
Northwestern university in Evanston.
Waterworks, Chicago avenue, near lake.

SOUTH SIDE.

Armour Institute of Technology, 3300 Armour avenue.
Art institute galleries of paintings, sculptures and art collections; on the lake front, foot of Adams street.
Auditorium tower, Wabash avenue and Congress street; view of city.
Blackstone branch library, Lake avenue and 49th street.
Board of trade, LaSalle street and Jackson boulevard; admission to gallery.
Cahokia courthouse on Wooded island in Jackson park.
Caravels in Jackson park.
Central Trust company building, interior mural decorations, 148 Monroe street.
Chamber of Commerce building (interior), LaSalle and Washington streets.
Chicago Normal school, 68th street and Stewart avenue.
Confederate monument in Oakwoods cemetery.
County building, Clark and Randolph streets.
Crerar library, 87 Wabash avenue, sixth floor.
Douglas monument, 35th street and Ellis avenue.
Drexel, Grand and 55th Street boulevards.
Field museum in Jackson park.
Fire tablet (1871), 137 DeKoven street.
Fort Dearborn site tablet, 1 River street, opposite Rush street bridge.
Grand Army hall in public library building, Randolph street and Michigan avenue.
Indian trail tree, near Glencoe.
Iroquois theater fire, scene of, 79-83 Randolph street.

Jackson park, site of World's Fair in 1893.
Life-saving station, at mouth of Chicago river.
Lincoln wigwam tablet, Market and Lake streets.
Logan statue in Grant park (lake front).
Marquette building sculpture panels, Dearborn and Adams streets.
Marquette-Joliet cross, Robey street and drainage canal.
Masonic Temple; view of city from roof.
Massac monument in 18th street near the lake.
Midway plaisance.
Montgomery Ward tower, Michigan avenue and Madison street; view of city.
McKlinley statue in McKlinley park.
Orchestra Hall, 168 Michigan avenue.
Postoffice, on square bounded by Adams, Clark and Dearborn streets and Jackson boulevard.
Public library, Michigan avenue and Washington street.
Pullman, suburb and manufactory.
South Water street; commission house district.
State street department stores; shopping district.
Stockyards, Halsted and Root streets.
University of Chicago quadrangles, Ellis avenue and 58th street.
Washington statue, Grand boulevard and 51st street.
Wendell Phillips high school, Prairie avenue and 39th street.
Wooded island in Jackson park.

WEST SIDE.

Ashland, Humboldt, Washington and Garfield boulevards.
Douglas park.
Drainage canal.
Garfield park.
Ghetto district on South Canal, Jefferson and Maxwell streets; fish market on Jefferson street from 12th to Maxwell.
Haymarket square, Randolph and Desplaines streets; scene of anarchist riot.
Hull House, 335 South Halsted street.
Humboldt park.
Humboldt, Leif Ericson, Renter and Kosciusko monuments in Humboldt park.
Parental school, St. Louis and Berwyn avenues.
Police monument (Haymarket), in Union park.

CHICAGO VICE COMMISSION REPORT.

The first report of the vice commission of the city of Chicago, appointed by Mayor Fred A. Busse July 5, 1910, was made to the city council April 5, 1911. The main facts set forth were these:

Chicago spends \$15,000,000 annually for vice.

The traffic in women annually demands and destroys the lives and souls of 5,000 young girls.

Graft flourishes under the system that exploits vice.

"Red light districts" breed criminals and offer them havens of refuge.

Vice surrounds innocent girls who come to Chicago to earn a living with almost irresistible temptations.

Negroes are contaminated by the proximity of vice to the neighborhoods in which they live.

Oct. 26, 1910, there were in Chicago 506 places, including houses, flats and hotels, classed as evil resorts, in which 1,880 women were harbored.

The male remedies suggested by the commission were these:

State laws and city laws should be enacted making resorts public nuisances and expressly giving to any citizen the right to institute summary proceedings against them.

There should be relentless pursuit and prosecution of professional procurers.

There should be constant prosecution of all keepers and inmates of existing houses as well as owners of the property.

An identification system for women in resorts should be established by the state courts.

A law should be enacted providing a penalty for sending any messenger under 21 years of age into a disorderly house.

Protection should be given to immigrant girls arriving in Chicago.

The sale of liquor should be forbidden at public dances. Municipal dance halls should be established.

The city should acquire a farm on which a trade school and hospital can be established for unfortunate women.

For the immediate initiation of a reform policy the commission asked the council to pass two ordinances.

First—Providing for the appointment of a morals commission.

Second—Providing for the establishment of a morals court.

The president of the commission was Dean W. T. Sumner and the secretary Edwin W. Sims.

BEEF AND PORK PACKING IN CHICAGO.

Year ended March 1.

Years.	No. cattle.	No. hogs.	Years.	No. cattle.	No. hogs.	Years.	No. cattle.	No. hogs.
1895-6.....	1,810,593	5,490,410	1900-1.....	1,814,921	7,364,859	1905-6.....	1,988,955	6,170,341
1896-7.....	1,756,431	5,967,595	1901-2.....	2,047,489	7,691,513	1906-7.....	1,988,504	6,079,641
1897-8.....	1,732,296	6,747,265	1902-3.....	2,017,563	6,911,947	1907-8.....	1,817,737	6,342,717
1898-9.....	1,603,380	8,016,675	1903-4.....	2,163,976	6,763,685	1908-9.....	1,637,295	6,298,205
1899-1900.....	1,734,776	7,544,219	1904-5.....	1,918,665	6,044,758	1909-10.....	1,698,921	5,161,552

CHICAGO CITY OFFICIALS.



Daily News Photo
WILLIAM H. SEXTON,
 Corporation Counsel.




Matzrene Photo
JOHN E. ERICSON,
 City Engineer.



Matzrene Photo.
FRANCIS D. CONNERY,
 City Clerk.



Brand Photo
LAWRENCE E. M'GANN,
 Public Works Commiss'r.



Daily News Photo
JOHN E. TRAEGER,
 Comptroller.



Matzrene Photo
CARTER H. HARRISON,
 Mayor.



Rembrandt Photo
HENRY STUCKART,
 City Treasurer.



HARRY OLSON,
 C. J. Municipal Court.



Howe Photo
WILLIAM CARROLL,
 City Electrician.



Koehne Photo
JAMES A. QUINN,
 Oil Inspector.




Daily News Photo
WILLIAM J. M'COURT,
 Supt. Water Bureau.



J. L. WHITMAN,
 Supt. House of Correct'n.



Daily News Photo
DR. GEO. B. YOUNG,
 Commissioner of Health.



Daily News Photo
JOHN M'WENNY,
 Chief of Police.



Daily News Photo
CHAS. F. SEYFERLICH,
 Fire Marshal.



Cover Photo
N. L. PIOTROWSKI,
 City Attorney.



FRANK W. SOLON,
 Supt. of Streets.

CHICAGO CITY OFFICIALS.

Heads of departments, assistants, chief clerks and other employes. Their offices unless otherwise specified are open from 9 a. m. to 5 p. m.

MAYOR'S OFFICE.

Room 507, city hall. Hours 9:30 a. m. to 1 p. m.

Mayor—Carter H. Harrison, D.

Private Secretary—Charles C. Fitzmorris, D.

Duties—The mayor presides over meetings of the city council, approves or vetoes the acts of that body, appoints all non elective city officials, sees that all the laws and ordinances are faithfully executed, issues and revokes licenses and exercises a general supervision over all the various subordinate departments of the city government.

THE CITY COUNCIL (1911-1912).

Presiding Officer—Mayor Carter H. Harrison.

City Clerk—Francis D. Connerly.

Chief Clerk—Edward J. Padden.

Sergeant-at-Arms—William H. Brown.

Total membership of council, 70; democrats, 42; republicans, 28.

Ward (old).

ALDERMEN.

1. John J. Coughlin, D.....17 North LaSalle street
- Michael Kenna, D.....307 South Clark street
2. Wilson Shufelt, R.....35 East 22d street
- Geo. F. Harding, Jr., R.....164 W. Washington street
3. Wm. J. Pringle, R.....723, 108 South LaSalle street
- Albert E. Tearney, L.....59, 39 West Adams street
4. John A. Richert, D.....2663 South Halsted street
- Joseph F. Ryan, D.....524 West 25th place
5. Charles Martin, D.....3635 Emerald avenue
- Patrick J. Carr, D.....3521 South Western avenue
6. William R. Parker, R.....210 Postal Tel. building
- Theodore K. Long, R.....4823 Kimbark avenue
7. Bernard W. Snow, R.....1209 Peoples Gas bldg.
- Willis O. Nance, R.....5213 Hibbard avenue
8. John S. Derpa, D.....9050 Commercial avenue
- John R. Emerson, D.....9151 Commercial avenue
9. Henry L. Fick, D.....319 West 12th street
- Dennis J. Egan, D.....654 West 18th street
10. Frank J. Vavrick, D.....1720 Loomis street
- Frank J. Derfisch, D.....1726 South Center avenue
11. Frank F. Cullerton, D.....1016 Chi. Op. House block
- E. F. Cullerton, R.....510 Reaper block
12. Anton J. Cermak, D.....202, 153 N. Dearborn street
- Wm. F. Schultz, D.....2242 S. California avenue
13. James R. Buckley, D.....3521 Colorado avenue
- Thomas J. Ahern, D.....214 South Kedzie avenue
14. Charles J. Lucas, R.....2343 Fulton street
- James H. Lawley, R.....1925 West Chicago avenue
15. Albert W. Belfuss, R.....778 Milwaukee avenue
- Henry Utpatel, R.....408 Chamber of Com. bldg.
16. Edmund K. Jarecki, D.....1856 Armitage avenue
- Stanley H. Kunz, D.....1349 Noble street
17. Stanley S. Walkowiak, D.....803 Straus building
- Lewis D. Sitts, R.....19 E. South Water street
18. William J. Healy, R.....11, 716 West Madison street
- John J. Brennan, D.....4, 716 West Madison street
19. James B. Bowler, D.....1223 West Taylor street
- John Powers, D.....1284 Macalister place
20. Jarl T. Murray, R.....1212 Ashland block
- John P. Stewart, R.....105 West Adams street
21. Charles M. Foell, R. (elected July Nov. 7, 1911)
- Ellis Geiger, D.....113 East Ohio street
22. B. F. Clattenberg, R.....1011 Dearborn street
- Herman J. Bauler, D..... (Died Nov. 25, 1911)
23. Fred A. Britten, R.....1010, 8 South Dearborn street
- Jacob A. Hey, R.....2050 North Halsted street
24. John Haderlein, D.....1901 Wellington street
- August Krumholz, D.....1662 Fullerton avenue
25. Charles M. Thomson, R.....602 N. Y. Life bldg.
- Henry D. Captain, R.....175 North Wabash avenue
26. Peter Reinberg, D.....5446 North Robey street
- William F. Lipps, R.....2180 Wilson avenue
27. Frank J. Wiisen, D.....822 Schiller building
- Jens N. Hyldahl, D.....2448 N. Monticello avenue
28. Charles Twigg, D.....2518 Pleasant place
- Harry E. Littler, R.....121 Ann street
29. Frank McDermott, D.....5443 S. Ashland avenue
- Felix B. Janovsky, D.....1824 West 47th street
30. Joseph T. Mahoney, D.....217 West 43d street
- Michael McInerney, D.....4541 Lowe avenue
31. Henry P. Bergen, D.....6252 South Ashland avenue
- James A. Kearns, R.....5510 Lafayette avenue
32. James A. Rea, R.....712 West 63d street
- Albert J. Fisher, R.....219 West 72d street

33. Eugene Block, D.....3311 Evans avenue
- Charles E. Reading, D.....15566 Michigan avenue
34. James Donahoe, D.....1606 Ashland block
- William F. Ryan, D.....504 Sherman street
35. Chas. J. Forsberg, R.....4944 West Huron street
- Irwin R. Hazen, R.....508 Title and Trust bldg.

STANDING COMMITTEES (1911-1912).

- Finance—Richert, Harding, Snow, Derpa, Egan, Cermak, Lawley, Belfuss, Sitts, Foell, Reinberg, Wilson, Kearns, Reading, Ryan (34th).
- Local Transportation—Reinberg, Richert, Long, Snow, Derpa, Danisch, Lucas, Stewart, Foell, Lipps, Hyldahl, Twigg, Block.
- Judiciary—Donahoe, Pringle, Fick, Danisch, Utpatel, Walkowiak, Powers, Murray, Geiger, Thomson, Mahoney, Fisher, Forsberg.
- License—Ryan (4th), Ryan (4th), Long, Cernak, Vavrick, Lucas, Utpatel, Bowler, Bauler, Hey, Krumholz, Janovsky, Fisher.
- Schools—Forsberg, Shufelt, Tearney, Martin, Parker, Vavrick, Cullerton, Schultz, Jarecki, Healy, Murray, McInerney, Donahoe.
- Gas, Oil and Electric Light—Twigg, Pringle, Long, Derpa, Cermak, Belfuss, Sitts, Bowler, Stewart, Bauler, Hey, Reinberg, Block.
- Local Industries—Clattenberg, Carr, Emerson, Cullerton, Schultz, Buckley, Lawley, Sitts, Healy, Krumholz, Lipps, Wilson, Bergen, Rea, Reading.
- Streets and Alleys, North Division—Krumholz, Foell, Bauler, Britten, Thomson, Lipps.
- Streets and Alleys, South Division—Emerson, Coughlin, Shufelt, Tearney, Ryan (4th), Martin, Parker, Nance, McDermott, Mahoney, Bergen, Rea, Block.
- Streets and Alleys, West Division—Buckley, Fick, Vavrick, Danisch, Schultz, Lucas, Utpatel, Jarecki, Walkowiak, Healy, Bowler, Murray, Hyldahl, Twigg, Donahoe, Forsberg.
- Building Department—Lipps, Carr, Klaus, Ahern, Jarecki, Powers, Britten, Haderlein, Thomson, Littler, McInerney, Egan, Fisher.
- State Legislation—Egan, Coughlin, Harding, Martin, Cermak, Lawley, Utpatel, Walkowiak, Geiger, Captain, Wilson, Janovsky, Hazen.
- Harbors, Wharves and Bridges—Littler, Kenna, Long, Nance, Emerson, Buckley, Kunz, Brennan, Geiger, Hey, Block, Ryan (34th), Forsberg.
- Special Assessment and General Taxation—Vavrick, Coughlin, Tearney, Ryan (4th), Martin, Cullerton, Schultz, Ahern, Kunz, Healy, Powers, Clattenberg, Captain.
- Health Department—Parker, Carr, Nance, Klaus, Ahern, Kunz, Brennan, Murray, Hey, Haderlein, Captain, Janovsky, Mahoney.
- Fire Department—Shufelt, Coughlin, Martin, Lucas, Kunz, Walkowiak, Haderlein, Hyldahl, McDermott, Mahoney, Kearns, Rea, Hazen.
- Police Department and Bridewell—McInerney, Harding, Pringle, Tearney, Ryan (4th), Parker, Derpa, Fick, Kunz, Bowler, Brennan, Murray, Thomson.
- Water Department—Wilson, Vavrick, Buckley, Belfuss, Britten, Krumholz, Captain, Littler, McInerney, Bergen, Fisher, Block, Ryan (34th).
- Civil Service—Britten, Kenna, Pringle, Derpa, Fick, Klaus, Jarecki, Sitts, Brennan, Haderlein, Littler, Janovsky, McInerney.
- Elections—Cermak, Coughlin, Harding, Richert, Snow, Egan, Lawley, Powers, Stewart, Clattenberg, Bauler, Britten, Reinberg, Wilson, Twigg, Littler, Bergen, Rea, Reading.
- Rules—Cullerton, Kenna, Shufelt, Carr, Ahern, Lawley, Sitts, Bowler, Stewart, Clattenberg, Thomson, Hyldahl, Kearns.
- Street Nomenclature—Hey, Pringle, Richert, Klaus, Ahern, Lucas, Jarecki, Healy, Powers, Stewart, Krumholz, Mahoney, Hazen.
- City Hall and Public Buildings—Danisch, Kenna, Tearney, Nance, Egan, Buckley, Utpatel, Brennan, Geiger, Clattenberg, Janovsky, Rea, Hazen.
- Printing—McDermott, Kenna, Shufelt, Carr, Parker, Emerson, Fick, Ahern, Foell, Hyldahl, Twigg, McInerney, Kearns.

SELECT COMMITTEES (1911-1912).

- Track Elevation—Bowler, Kearns, Forsberg, Emerson, Fisher, Janovsky, Reading, Lipps, Donahoe.
- Compensation—Reading, Reinberg, Snow, Ryan (34th), Belfuss, Foell.

Bathing Beaches and Recreation Piers—Long, Donahoe, Nance, Egan, Geiger.

Special Park Commission—Ald. Bellfuss, Danisch, Harding, Capitain, Schultze, McDermost, Ryan (4th), Walkowiak, Hazen, Cullerton, Haderlein, and Messrs. Oscar F. Mayer, William Best, Jens Jensen, Cyril Fjala, James H. Burdette, Paul Drzymalski, Frederick Greeley, Peter S. Goodman, F. A. Lindstrand, George Landau, Abraham M. Lieblich, Thomas J. Dixon, William Kolacek, Joseph Donnersperger and Francis T. Sinmons.

Meetings—Regular meetings of the council are held every Monday at 7:30 p. m., except when otherwise ordered at a regular meeting.

Duties—In a general way the duties of the board of aldermen are to enact ordinances for the government of the city, levy and collect taxes, make appropriations, regulate licenses, etc. The matters coming under the jurisdiction of the council are indicated by the names of the committees given above.

CITY CLERK'S OFFICE.

City hall, first floor, south end.

City Clerk—Francis D. Connery.

Chief Clerk to City Clerk—E. J. Padden, D.

Duties—The city clerk keeps the corporate seal and all papers belonging to the city. He attends the meetings of the council and keeps a record of the proceedings. All city licenses are issued through his office.

CITY TREASURER'S OFFICE.

City hall, second floor.

Hours—10 a. m. to 3 p. m.

City Treasurer—Henry Stuckart, D.

Assistant—J. Lindheimer.

Chief Clerk—Albert J. Keefe.

Duties—The treasurer receives all moneys belonging to the corporation, deposits the funds in bank, keeps separate accounts of each fund or appropriation, pays warrants, receives fines and renders monthly accounts of the condition of the treasury to the council. The city treasurer is also treasurer of the following pension funds: Firemen's, public school teachers', public library employees', public school employees', house of correction and municipal employees'.

CITY COMPTROLLER'S OFFICE.

Room 501, city hall.

Comptroller—John E. Traeger, D.

Deputy Comptroller—Louis E. Gosselin, D.

Chief Clerk—C. J. O'Connor.

Duties—The comptroller is at the head of the department of finance, of which the treasurer and collector are also members. He is charged with a general supervision over all the officers of the city who take in or pay out city money. He is the fiscal agent of the city and as such has charge of deeds, mortgages, contracts, etc. He audits and settles claims, keeps a record of persons committed to the house of correction, with fines, etc.; keeps books relating to appropriations, makes the annual estimates, signs warrants upon the city treasury, etc.

PAYMASTER'S BUREAU.

Room 503, city hall.

Paymaster—John L. Healy.

Duties—The city paymaster has immediate charge of paying the salaries of city employees, including school teachers and library employees.

CITY COLLECTOR'S OFFICE.

City hall, first floor.

City Collector—Edward Cohen, D.

Deputy City Collector—J. F. McCarty.

Duties—The city collector executes all special assessments and other warrants, receives money for vehicle tax and licenses, pays over to the city treasurer all moneys collected by him, takes receipts therefor and files them with the comptroller.

CORPORATION COUNSEL'S OFFICE.

Room 511, city hall.

Corporation Counsel—William H. Sexton, D.

Assistants—Maclay Hoyne, Bryan Y. Craig, Lee D. Mathias, John W. Beckwith, William Dillon, Nicholas Michels, Charles M. Haft, Edward T.

Wade, Patrick W. Sullivan, Bernard J. Mahony, James G. Skinner, Henry A. Berger, Leon Hornstein, S. Crawford Koss, A. L. Gettys, John F. Power, J. J. Viterna, Max M. Korshak, George L. Reker, Frank T. Huening, S. A. T. Watkins, Otto C. Bruhlman, Harry J. Ganey, J. F. Grossman, James J. St. Lawrence, Dwight MacKay, Howard P. Bishop, Loring H. Hoover.

Assistant Corporation Counsel and Attorney Board Local Improvements—Philip J. McKenna.

Assistant Corporation Counsel and Assistant Attorneys Board Local Improvements—Frank Johnston, Jr., George P. Foster, D. J. Normoyle, Eugene H. Dupee.

Assistant Corporation Counsel and Attorney Fire Department—Michael F. Sullivan.

Secretary to the Corporation Counsel—A. J. Callaghan.

Duties—The corporation counsel superintends and, with the assistance of the prosecuting and city attorneys, conducts all the law business of the city; draws the leases, deeds and other papers connected with the finance department and all contracts for any of the other departments of the corporation; drafts such ordinances as may be required of him by the city council or its committees and furnishes written legal opinions upon subjects submitted to him by the mayor or the city council or any department of the city government.

CITY ENGINEER'S OFFICE.

City hall, fourth floor.

City Engineer—John Ericson, C. E.

Assistant City Engineer—H. I. Baker.

Chief Clerk—W. J. Roach.

Duties—The city engineer has charge of the construction of bridges, viaducts and waterworks and performs all such services for the commissioner of public works as require the skill and experience of a civil engineer.

IN CHARGE OF DIVISIONS.

Construction—Henry W. Clausen.

Operation—Henry A. Allen.

Water Pipe Extension—H. L. Lucas.

Repairs and Shop—F. Miller.

Designing—K. Lehmann.

Inspection and Testing—H. C. Parkes.

Bridges and Viaducts—Thomas G. Pihlfeldt.

Harbor Master—Thomas Moynihan.

BOARD OF SUPERVISING ENGINEERS—CHL

CAGO TRACTION.

105 South LaSalle street.

Secretary—Lucius H. Davidson.

BOARD NO. 1.

Chairman and Chief Engineer—Bion J. Arnold.

Representing City of Chicago and Assistant Chief Engineer—George Weston.

Representing Chicago City Railway Company—Harvey Fleming.

Representing Chicago Railways Company and Southern Street Railway Company—John Z. Murphy.

BOARD NO. 2.

Chairman and Chief Engineer—Bion J. Arnold.

Representing City of Chicago and Assistant Chief Engineer—George Weston.

Representing Calumet and South Chicago Railway Company—A. L. Drum.

BUREAU OF WATER.

City hall, fourth floor.

Superintendent—William J. McCourt.

Head Accountant—James J. Dunn.

Chief Clerk—John C. Schubert.

Cashier—Otto A. Dieler.

Water Assessor—Thomas H. Byrne.

Field Assessor in Charge—J. J. Ward.

Duties—The superintendent of water has special charge of the assessment and collection of water rates.

BUREAU OF STREETS.

Room 408, city hall.

Superintendent (acting)—F. W. Solon, D.

First Assistant Superintendent—Patrick McCarthy.

Second Assistant Superintendent—(Vacancy).

Third Assistant Superintendent—Walter G. Leininger.

Duties—The superintendent of streets performs such duties as are required of him by the commissioner of public works or the ordinances of the city. He has special charge of the streets, sidewalks and public ways of the city and of the improvement and repair thereof, except where such repair or improvement is to be paid for by special assessment. The first assistant superintendent performs such duties as may be required of him by the commissioner of public works, the superintendent of streets or the city ordinances, and acts as superintendent in the latter's absence. The second assistant superintendent has charge of the cleaning of the streets and alleys of the city, including the removal and disposition of garbage, litter, dirt, ashes, offal and other materials. He also sees that the ordinances relating to garbage, etc., are enforced and that violations thereof are reported for prosecution. The third assistant has charge of the improvement and repairs of the streets and alleys, except where such repairs or improvements are to be paid for by special assessment.

BUREAU OF SEWERS.

Room 409, city hall.

Superintendent—William E. Quinn, D.
Chief Clerk—Ed Cullerton, Jr.

Duties—The superintendent has special charge of the maintenance of sewers, including cleaning and repairing, and also of the issuance of permits for all connections.

BUREAU OF MAPS.

Room 410, city hall.

Superintendent—John D. Riley, D.

Duties—Has special charge of city maps and plats and all matters pertaining to street numbering, and is examiner of subdivisions.

BUREAU OF COMPENSATION.

Room V-15, city hall.

Superintendent—Henry V. McGurgen.

Duties—Shall, under the direction of the commissioner of public works, have charge of and receive all applications for permits to use streets and alleys, or public grounds, or any space beneath the same; shall attend to all matters connected with the issuance of such permits; also act in an advisory capacity to the committee on compensation of the city council.

BOARD OF LOCAL IMPROVEMENTS.

City hall, second floor, south end.

Members—George A. Schilling, president; Frank Sina, Frank X. Ryzdewski, Clayton F. Smith, Fred Burkhard.

Superintendent of Special Assessments and Secretary—Edward J. Glackin.

Engineer Board of Local Improvements—Cicero D. Hill.

Chief Engineer of Streets—John B. Hittell.

Superintendent of Sidewalks—N. E. Murray.

Chief Clerk Special Assessments—T. Sullivan.

Duties—The board of local improvements is that part of the city of Chicago government created by law for the purpose of making local improvements, the cost of which is paid by special assessments or direct taxation on the property directly and indirectly benefited. Among such local public improvements are sewers, house drains, water mains, water service pipes, sidewalks, street and alley paving and the taking of private property by condemnation proceedings for the purpose of opening, extending or widening public highways.

CITY ATTORNEY'S OFFICE.

Room 602, city hall.

City Attorney—Nicholas L. Piotrowski.

Chief Assistant City Attorney—Morton A. Mergenthal.

Trial Attorneys—George F. Mulligan, Edward C. Fitch, Myer L. Emrich, Samuel C. Herren, Matthew J. O'Brien, Assistant Trial Attorneys—Richard W. Donovan, Edward A. Prindiville, William W. O'Brien, James R. Conditine, Matthew E. Clark, Michael C. Zacharias, John B. Brenza, Justin F. McGrath.

Appellate Court Attorney—David R. Levy.

Chief Investigator—George Self.

Supervisor of Investigations—Frank C. Sebring.

Chief Clerk—Claude Dyckman.

Docket Clerk—Joseph M. Coffey.

Duties—The city attorney keeps a register of all actions in courts of record, prosecuted or defended, in which the city may be a party, and defends all damage suits against the city. His chief duty is the defense or settlement of personal injury cases against the corporation. He may be called upon to draft ordinances for the city council or for heads of departments. He is the attorney for the fire pension board.

PROSECUTING ATTORNEY'S OFFICE.

Room 604, city hall.

Prosecuting Attorney—James S. McInerney, D.

Chief Assistant—Edwin J. Raber.

Chief Clerk—Edward V. Peterson.

Assistants—Albert J. W. Appell, Morris Barnett, Edward J. Clancy, George Emick, Henry Eckhardt, Leroy Hickett, Abel B. Kretzke, J. Henry Kraft, Otto Keiser, Ernst Langtry, Ota P. Lichtfoot, Conrad L. Le Blanc, Bernard G. Matz, John L. McInerney, C. A. McPadden, William Navigato, John Prystalski, Walter A. Rooney, Frank C. Soubrada, U. S. Schwartz, W. J. Vavra, Edward Woodson.

DEPARTMENT OF HEALTH.

City hall, seventh floor.

Commissioner of Health—George B. Young, M. D.

Assistant Commissioner—Gottfried Koehler, M. D.

Secretary—E. R. Pritchard.

Assistant Secretary—S. F. Manning.

Chief Bureau of Vital Statistics—M. O. Heckard, M. D.

Assistant Chief Bureau of Vital Statistics—C. St. Clair Drake, M. D.

Chief Bureau of Medical Inspection—Heman Spalding, M. D.

Assistant Chief Bureau of Medical Inspection—I. D. Rawlings, M. D.

Assistant Chief Bureau of Medical Inspection—Hyman Cohen, M. D.

Chief Bureau of Sanitation—Charles B. Ball.

Assistant Chief Bureau of Sanitation—Thomas J. Claffy.

Chief Bureau of Food Inspection—Benjamin Perry, M. D.

Assistant Chief Bureau of Food Inspection—B. E. Sherman, M. D.

Director of Laboratory—F. O. Tonney, M. D.

City Physician—Dr. George J. Spencer.

Duties—The commissioner of health and his assistants enforce state laws and city ordinances relating to sanitation and cause all nuisances to be promptly abated. They keep records of deaths and other vital statistics, investigate all cases of contagious diseases and take all necessary steps to prevent their spread, such as providing for vaccination, disinfection, etc.

The city physician attends to all cases in the police stations requiring medical attention.

DEPARTMENT OF PUBLIC WORKS.

Room 406, city hall.

Commissioner—Lawrence E. McGann, D.

Deputy Commissioner—J. O. Kostner, D.

Duties—The commissioner of public works is the head of the department of public works, which embraces the bureaus of engineering, streets, sewers, water, maps and plats, compensation and architecture. The commissioner of public works has special charge and superintendence, subject to the ordinances of the city, of all streets, alleys, highways, walks, bridges, viaducts, docks, wharves, public places, public landings, public grounds, markets and market places and public buildings belonging to the city; of all works for the deepening and widening or dredging of the Chicago river and its branches, and of the harbor of said city; of all sewers and works pertaining thereto; and of the waterworks and collection of water rates and fees for the use of water or for permits issued in connection with the waterworks system, and of all sewerage per-

mits and licenses; the awarding and execution of all contracts for any work or public improvement not done by special assessment, and the letting of all contracts for coal for use of any department of the city.

BOARDS OF EXAMINERS.

Suite 1002, city hall.

BOARD OF EXAMINERS OF STATIONARY ENGINEERS.

President—Henry A. Zender.
First Vice-President—Adolph Jenczewsky.
Second Vice-President—W. F. Melican.
Chief License Inspector—Henry G. McMahon.
Inspectors—John T. Gohring, Charles B. Christner, Samuel C. Sidenstick.

Duties—The board of examiners of stationary engineers is appointed by the mayor. It consists of three members, all of them practical engineers and competent judges of the construction of steam boilers and engines and experienced in their operation. The board examines applicants for licenses as engineers and boiler or water tenders and issues to such applicants as are found qualified proper certificates; each certificate issued expires by limitation one year from date. An application for an engineer's license must be accompanied by a fee of \$2.00 and for a boiler tender or water tender's license by a fee of \$1.00. Applicants are required to pass by a percentage of 70 or more.

BOARD OF EXAMINERS OF PLUMBERS.

Chairman (ex officio)—Dr. George B. Young, commissioner of health.
Master Plumber—Charles J. Herbert.
Journeyman Plumber—William W. Petrie.

BOARD OF PUBLIC MOTOR VEHICLE REGISTR.

William Carroll, city electrician, chairman; Dr. George B. Young, commissioner of health; John Ericson, city engineer; Harry L. Hudson, examiner.

BOARD OF EXAMINERS OF MOVING PICTURE OPERATORS.

Chairman—William Carroll, city electrician.
Examiner—William H. Havill.
Secretary Boards of Examiners—Vernon L. Bean.
Duties—The secretary of the boards of examiners is by law secretary of all the four boards enumerated above. The duties of the three boards last mentioned are sufficiently indicated by their titles. They are similar, within their scope, to those of the board of examiners of stationary engineers.

TRACK ELEVATION DEPARTMENT.

Room 1003, city hall.

Track Elevation Commissioner—Francis J. Owens, D.
Duties—Frames ordinances for the elevation of steam surface roads in Chicago and has supervision of track elevation.

DEPARTMENT OF BUILDINGS.

Room 702, city hall.

Commissioner—Henry Ericsson, D.
Deputy Commissioner—Robert Knight.
Secretary—Peter C. Hoey.
Assistant Secretary—Harry D. Stone.
Duties—The building commissioner sees that new buildings are put up in accordance with the city ordinances, that fire escapes are provided wherever needed, that unsafe structures are demolished or repaired, that safe exits are provided in halls, theaters, etc.

DEPARTMENT OF ELECTRICITY.

Room 608, city hall.

City Electrician—William Carroll, D.
Chief Operator—Frank W. Swenke.
Superintendent of Construction—Harry Leser.
Chief Clerk—John B. Porter.
Chief Electrical Inspector—Victor H. Tousey.
Chief Gas Inspector—William D. Wilcox.
Duties—The city electrician has charge of the construction, repair and maintenance of the city's electric and gas lights, power plants and the police and fire alarm telegraphs; also of the inspection of all electrical installation within the city limits.

DEPARTMENT OF SUPPLIES.

City hall, floor 3½.

Business Agent—Richard J. Reynolds, D.
Duties—The business agent buys all supplies for city departments which involve an expenditure of less than \$500. He has nothing to do with supplies used by contractors employed by the city.

BUREAU OF STATISTICS.

Room 1005, city hall.

City Statistician—Francis A. Eastman.
Assistant Statistician—Fred Rex.
Stenographer and Recorder—Katherine M. Driscoll.
Duties—Has charge of the municipal library and collects data relating to municipal matters for the aidemen and other officials. The library is open to the public.

HOUSE OF CORRECTION.

California avenue, near 26th street.

Superintendent—John L. Whitman, R.
Deputy Superintendent—P. J. O'Connell.
House of Correction Inspectors—Mathias Aller, chairman; A. A. Burzer, secretary; Dr. M. A. Weiskopf.
Duties—The superintendent has charge of the house of correction under the supervision and direction of the board of inspectors, enforces order and discipline, receives prisoners and discharges them on order or on expiration of sentence.

POLICE DEPARTMENT.

Headquarters—5th floor, city hall, north end.
General Superintendent—John McWeeny.
Assistant Superintendent—H. F. Schuetzler (3d floor).
Secretary Police Department—Simou Mayer (10th floor, north end).
Chief Clerk—P. McKenna (10th floor, north end).
Drillmaster—John Bauder, 5th floor.
Custodian—DeWitt C. Cregier (3d floor, north end).
Inspectors—P. J. Lavin, 4th division, Morgan and Maxwell streets; John J. Wheeler, 1st division, 625 South Clark street; P. D. O'Brien, 3d division, 4936 South Halsted street; William P. Clancy, 2d division, 53d street and Lake avenue; (vacancy), 2d division, Desplaines street and Waldo place; Nicholas Hart, central division, 179 North LaSalle street; Stephen K. Healy, 6th division, 1123 West Chicago avenue; John L. Revere, 7th division, 113 West Chicago avenue.
Captains—Patrick J. Gibbons, John M. Haines, John J. Mahoney, John J. Halpin, Thomas C. Kane, John Rehm, James O'D. Storen, James Madden, John Alcock, Joseph Kandzia, Charles C. Healey, Stephen B. Wood, Morgan A. Collins, William J. Plunkett, Max L. Danner, W. W. Cudmore, Patrick J. Harding, Bernard C. Baer, Max Nootbaar.

Duties—The police department is charged with preserving order, peace and quiet and enforcing the laws and ordinances throughout the city. Police officers have the power to make arrests and to serve warrants. They are required to assist firemen in saving property, in giving alarms of fire and in keeping the streets in the vicinity of burning buildings clear. They are also required to take notice of all obstructions and defects in the streets, nuisances, etc.

FIRE DEPARTMENT.

Headquarters—Room 101 city hall.
Fire Marshal—Charles F. Seyferlich.
First Assistant Fire Marshal—Thomas O'Connor.
Second Assistant Fire Marshal—P. J. Donohue.
Third Assistant Fire Marshal—E. J. Buckley.
Fourth Assistant Fire Marshal and Department Inspector—J. C. McDonnell.
Fifth Assistant Fire Marshal—A. R. Seyferlich.
Department Attorney—Michael Sullivan.
Secretary—William C. Gamble.
Battalion Chiefs—1st, P. J. Egan; 2d, Benjamin O'Connor; 3d, Jacob Grauer; 4th, Charles N. Heaney; 5th, J. McAuliffe; 6th, Thomas J. Reynolds; 7th, Michael Kerwin; 8th, Thomas Hackett; 9th, Michael Corrigan; 10th, David J. Mahoney; 11th, Martin Lacey; 12th, Joseph L. Kenyon; 13th, Frank Conway; 14th, Michael R. Driscoll; 15th, James Ward; 16th, John F. Smith;

17th, George H. McAllister; 18th, Eugene Sweeney; 19th, James Costin (acting); 20th, Thomas P. Kenney (acting).

Superintendent Insurance Patrol—E. T. Shepherd, 163 West Monroe street.

Duties—The fire marshal has sole and absolute control over all persons connected with the fire department and has the custody of the equipment and other property of the department. The fire inspector investigates the causes of fires and keeps a record of the same. The secretary keeps all books and papers of the department and delivers to the city council and other departments the written communications of the fire marshal.

CIVIL-SERVICE COMMISSIONERS.

Room 610, city hall.

Commissioners—H. M. Campbell, D., president; Elton Lower, R.; J. J. Flynn, D.
Secretary and Chief Examiner—R. A. Widdowson.
Attorney—Herbert J. Friedman.

Duties—The commissioners classify offices and places in the city service, examine applicants for employment in such offices and places, certify to the heads of departments as required the names of those standing highest on the list of eligibles, investigate charges against employes in the classified service and remove employes for cause. Two weeks' notice by advertisement of the time and place of holding examinations is given.

ELECTION COMMISSIONERS.

City hall, third floor, south end.

Commissioners—Charles H. Kellerman, chairman; Anthony Czarnecki, secretary; Howard S. Taylor, Chief Clerk—William H. Stuart.
Attorney—Charles H. Mitchell.

Duties—The commissioners fix the election precincts, provide ballot boxes, tally sheets, poll-books and all other blanks and stationery necessary in an election, select judges and clerks of elections, canvass the returns of votes and, in brief, have charge of everything pertaining to the registration of voters and the holding of all regular, special and primary elections.

DEPARTMENT OF SMOKE INSPECTION.

Room 614, city hall.

Chief Smoke Inspector—O. Monnett, D.
Chief Assistant Smoke Inspector—W. A. Pittsford.
Deputy in Charge—S. H. Viall.
Chief Clerk—Edward A. Laub.

DEPARTMENT OF BOILER INSPECTION.

Room 613, city hall.

Chief Inspector—M. J. Ryan, D.
Supervising Engineer—R. B. Wilcox.

CITY ARCHITECT.

City hall, tenth floor, south end.

Charles W. Kallal.

CITY FORESTER.

Room 1004, city hall.

City Forester—Jacob M. Prost.

DEPARTMENT OF WEIGHTS AND MEASURES.

Vault floor, city hall.

Inspector Weights and Measures—Peter Zimmer, D.
Chief Deputy—William F. Cluett.

OIL INSPECTOR'S OFFICE.

Room 1013, city hall.

Oil Inspector—James A. Quinn, D.

MUNICIPAL LODGING HOUSE.

162 North Union street.

Superintendent—Charles F. Rogers.

GOVERNMENT OFFICES IN CHICAGO.

The postoffice and all other United States department offices, except where otherwise noted, are in the federal building, which stands on the square bounded by Clark, Adams and Dearborn streets and Jackson boulevard. Postmaster, Daniel A. Campbell.
Appraiser's Office—Harrison and Sherman streets; appraiser, Thomas O'Shaughnessy.
Bureau of Labor—Room 851; special agent, Lucian W. Chancy.

Custom House—South wing, fourth floor; collector, John C. Ames; special deputy collector, John Hitt; deputy collector at barge office, No. 2 River street, James M. Nash.

Hydrographic Office—Room 528; Lieut.-Com. G. G. Mitchell in charge.

Immigration Bureau—522, 115 Adams street; inspector in charge, Dr. P. L. Prentiss.

Inspectors of Steam Vessels—Room 529; inspector of hulls, Ira B. Mansfield; inspector of boilers, Roy L. Peck.

Internal Revenue Department—East wing, fourth floor; collector, S. M. Fitch; chief deputy, Frank E. Hemsiret; cashier, Frederick W. Rech.

Life-Saving Service—Room 500; inspector, A. L. Gamble.

Lighthouse Department—Room 501; inspector, Commander D. W. Blamer, U. S. N.

Marine Hospital—Clarendon and Graceland avenues; surgeon in command, Dr. J. O. Cobb.

Naval Office—Room 451; naval officer, Thomas N

Jamieson; special deputy, Edgar C. Hawley; deputy, Thomas Carr.

Pension Agency—Room 706; pension agent, Charles Bent.

Reclamation Service—Rooms 776-779; engineer in charge, E. T. Perkins.

United States District Attorney—Rooms 825 to 822; James H. Wilkerson; chief clerk, Wm. A. Small.

United States Engineer—Room 508; Lieut.-Col. George A. Zinn.

United States Marshal—Rooms 804 and 806; marshal, Luman T. Hoy; chief deputy, John P. Wolf.

United States Subtreasury—First floor, northwest section; assistant treasurer, Len Small; cashier, Frank C. Russell.

Weather Bureau—Fourteenth floor; professor in charge, Henry J. Cox.

SALARIES OF PRINCIPAL OFFICIALS.

District attorney.....	\$10,000
Postmaster.....	8,000
Collector of customs.....	7,000
Treasurer.....	5,900
Marshal.....	5,900
Naval officer.....	5,000
Internal-revenue collector.....	4,500
Pension agent.....	4,000
United States engineer.....	3,500
Appraiser.....	3,000
Professor of meteorology (weather).....	3,500

CHICAGO COMMITTEE OF PUBLIC EFFICIENCY.

Organized in 1910.

Trustees—Julius Rosenwald, chairman; Alfred L. Baker, treasurer; Onward Bates, George G. Tunnell, Clyde M. Carr, Charles R. Crane, Henry B. Favill, Walter L. Fisher.

Director—Herbert R. Sands.

Secretary—George C. Sikes.

Headquarters—City Club building, 815 Plymouth-st.

The purposes of the organization are:

- (1) To scrutinize the systems of accounting in the eight local governments of Chicago.
- (2) To examine the methods of purchasing materials and supplies and letting and executing con-

struction contracts in these bodies.

(3) To examine the pay rolls of these local governing bodies with a view of determining the efficiency of such expenditures.

(4) To make constructive suggestions for improvements in the directions indicated under 1, 2 and 3, and to co-operate with public officials in the installation of these improved methods.

(5) To furnish the public with exact information regarding public revenues and expenditures, and thereby promote efficiency and economy in the public service.

SALARIES OF CITY OFFICIALS AND EMPLOYES (1911).

MAYOR'S OFFICE.		Yearly unless otherwise specified.		Clerk	1,320
Mayor	\$18,000	3 investigators, each.....	1,500	Stenographers, each, \$960 to	1,200
Private secretary.....	5,000	1 investigator.....	1,300	SUBORDINATE OFFICERS.	
Assistant secretary.....	3,000	24 investigators, each.....	1,200	8 inspectors, each.....	\$2,800
2 stenographers, each.....	1,500	23 investigators, each.....	1,000	Captain, mounted squad....	2,250
Clerk	1,500	Stenographers, each, \$900 to	1,000	16 captains, each.....	2,250
BUREAU OF STATISTICS.		DEPARTMENT OF FINANCE.		Drillmaster	1,500
City statistician.....	\$3,000	COMPTROLLER'S OFFICE.		68 lieutenants, each.....	1,800
Assistant	1,320	Comptroller	\$10,000	380 sergeants, each.....	1,500
Stenographer	960	Auditor	4,000	PATROLMEN.	
TRANSPORTATION DEPT.		Chief clerk.....	3,600	First grade.....	\$1,200
Traction expert.....	\$3,000	ACCOUNTING DIVISION.		Second grade.....	1,000
Stenographer	960	General accountant.....	3,000	Third grade.....	900
CITY COUNCIL.		Assistant accountant.....	1,500	DETECTIVE BUREAU.	
Seventy aldermen, each.....	\$3,000	Clerks, each, \$960 to.....	1,320	Captain.....	\$2,500
FINANCE COMMITTEE.		SPECIAL ASSESSMENT DIVISION.		3 lieutenants, each.....	2,000
Chairman	\$2,000	Chief accountant.....	\$1,800	Chief clerk.....	2,500
Secretary	3,500	Clerks, each, \$960 to.....	1,320	2 stenographers, each.....	1,200
Clerk	1,500	AUDIT DIVISION.		BUREAU OF IDENTIFICATION.	
COMMITTEE ON LOCAL TRANSPORTATION.		Clerk in charge.....	\$2,400	Superintendent.....	\$2,250
Secretary and engineer.....	\$3,600	Expert accountant.....	2,400	Finger-print operator.....	1,200
Clerk	1,800	Clerks, each, \$960 to.....	1,500	2 photographers, each.....	1,100
COMMITTEE ON GAS, OIL AND ELECTRIC LIGHT.		PAYMASTER'S DIVISION.		DEPARTMENTAL STABLES.	
Expert in charge, per mo.	\$450.00	Paymaster	\$3,000	Superintendent of horses....	\$2,400
Head accountant, per mo.	250.00	Clerks, each, \$960 to.....	1,320	Veterinary surgeon.....	2,400
Engineer	3,000.00	GENERAL CLERICAL DIVISION.		Feed inspector.....	1,200
2 clerks, each.....	1,320.00	Real-estate agent.....	\$1,800	29 hostlers, each.....	960
Clerk	540.00	Paying teller.....	1,500	9 teamsters, each.....	960
Stenographer	1,200.00	Clerks, \$960 to.....	1,200	TELEGRAPH BUREAU.	
CITY CLERK.		CITY TREASURER.		Chief operator.....	2,000
City clerk.....	\$5,000	City treasurer.....	\$12,000	Assistant operator.....	1,500
Chief clerk.....	3,600	Assistant treasurer.....	5,000	157 operators, each.....	1,000
Reading clerk.....	2,500	Cashier	3,300	Telephone inspector.....	1,500
Stenographer and secretary.	2,040	Assistant cashier.....	2,400	REPAIR SHOP.	
Clerks, each, \$1,320 to.....	2,040	Paymaster	2,400	Superintendent.....	\$1,800
Official stenographer.....	1,680	Chief clerk	3,000	Automobile caretaker.....	750
Sergeant-at-arms.....	1,000	Clerks, each, \$960 to.....	1,680	Assistant superintendent....	1,200
Janitor, council chamber....	1,200	CITY COLLECTOR.		MISCELLANEOUS.	
LAW DEPARTMENT.		City collector.....	\$6,000	Custodian	\$1,800
CORPORATION COUNSEL.		Deputy collector.....	3,600	Electrician	1,800
Corporation counsel.....	\$10,000	Cashier	2,700	Sergeant	1,700
3 assistants, each.....	6,000	Accounting clerk.....	1,800	Printer	1,500
3 assistants, each.....	5,000	General license clerk.....	1,500	Automobile expert.....	1,400
5 assistants, each.....	4,000	Bookkeeper	1,500	Insect exterminator.....	1,500
1 assistant.....	3,600	Clerks, each, \$960 to.....	1,500	Chief matron.....	1,200
3 assistants, each.....	3,000	VEHICLE TAX DIVISION.		8 secret service men, each..	1,000
2 assistants, each.....	2,500	Clerk in charge.....	\$1,800	46 matrons, each.....	900
3 assistants, each.....	2,000	6 clerks, each.....	1,200	56 janitors, each.....	780
1 assistant.....	1,500	2 clerks, each.....	1,320	23 scrubwomen, each.....	540
Fire department attorney....	3,000	Stenographer	960	Chief ambulance bureau....	2,500
Secretary corp. counsel.....	2,500	ELECTION COMMISSIONERS.		22 ambulance surgeons, each	1,200
Law claim investigator.....	2,000	Election	\$5,000	Orderlies, each.....	780
Clerks, each, \$160 to.....	1,500	Chief investigator.....	2,500	MUNICIPAL COURT.	
BOARD OF LOCAL IMPROVEMENTS.		Clerks, each, \$900 to.....	1,800	OFFICE OF CHIEF JUSTICE.	
Attorney	\$5,000	CIVIL-SERVICE COMMISSION.		Chief justice.....	\$7,500
1 assistant.....	4,000	President and commissioner....	\$5,000	27 judges, each.....	6,000
2 assistants, each.....	2,800	2 commissioners, each.....	3,000	Assistant to chief justice....	4,000
Law clerk.....	2,400	Secretary	3,000	Executive assistant.....	4,000
Clerks, each, \$900 to.....	1,500	Examiner in charge records..	1,800	Assistant to chief justice....	1,800
WATER DEPARTMENT.		Examiners, each, \$1,080 to..	1,680	Assistant to chief justice....	1,800
Attorney	\$2,500	Attorney for trials.....	3,000	Auditor	2,500
Law clerk.....	900	Clerks, each, \$960 to.....	1,800	CLERK'S OFFICE.	
PROSECUTING ATTORNEY.		2 experts, each.....	\$4,000	Clerk	\$6,000
Prosecuting attorney.....	\$4,500	1 expert.....	2,400	Chief deputy clerk.....	4,000
Chief assistant.....	3,000	Examiners, each, \$1,920 to..	2,160	Attorney	3,000
3 assistants, each.....	2,400	Clerks, each, \$840 to.....	1,200	Deputy clerks, each, \$300 to	3,000
16 assistants, each.....	2,000	DEPARTMENT OF SUPPLIES.		BAILIFF'S OFFICE.	
Law clerk.....	1,500	Business agent.....	\$6,000	Bailiff	\$6,000
Stenographers, each, \$900 to	1,000	Chief buyer	2,400	Chief deputy bailiff.....	4,000
CITY ATTORNEY.		Buyer	2,040	Attorney	3,000
City attorney.....	\$6,000	2 buyers, each.....	1,500	Dep'y bailiffs, each, \$900 to	2,500
First assistant.....	3,800	Bookkeeper	1,800	HOUSE OF CORRECTION.	
4 attorneys, each.....	3,000	Stockkeeper	2,040	Superintendent.....	\$3,600
2 attorneys, each.....	2,000	Sales clerk.....	1,320	Assistant superintendent....	1,800
1 attorney.....	2,500	Feed inspector.....	1,500	Chief engineer.....	2,100
2 attorneys, each.....	2,150	Material inspector.....	1,500	Physician	2,400
1 attorney.....	2,100	Clerks, each, \$1,080 to.....	1,200	Chief clerk.....	1,800
1 attorney.....	1,500	POLICE DEPARTMENT.		Supervisors, each, \$900 to..	1,680
Chief investigator.....	2,400	Superintendent.....	\$8,000	Matrons, each, \$660 to.....	900
4 attorneys, each.....	1,800	Assistant superintendent....	5,000	Guards, each, \$900 to.....	1,200
Chief clerk.....	2,100	Secretary	3,600	DOG POUND.	
Docket clerk.....	1,800	Chief clerk.....	1,800	Superintendent.....	\$1,600
1 supervisor.....	1,800	Clerk	1,500	Kennelman	1,200
				9 dog catchers, each.....	1,200
				Hostler	900

FIRE DEPARTMENT.

Fire marshal.....	\$8,000
First assistant.....	5,000
Second assistant.....	4,000
Third assistant.....	3,500
Fourth assistant.....	3,500
Secretary.....	2,500
Assistant secretary.....	2,040
Storekeeper.....	1,815
Veterinary surgeon.....	2,515
Chief of battalion.....	3,250
21 battalion chiefs, each.....	2,750
153 captains, each.....	1,815
150 lieutenants, each.....	1,529
125 engineers, each.....	1,518
6 marine engineers, each.....	1,650
116 asst. engineers, each.....	1,265
20 stokers, each.....	1,265
Firemen, 1st class, each.....	1,247
Firemen, 2d class, each.....	1,155
Firemen, 3d class, each.....	1,056
15 pilots, each.....	1,680
8 hostlers, each.....	960
2 chauffeurs, each.....	1,247

REPAIR SHOP.

Superintendent.....	\$2,000
Machinist.....	1,800
Mechanical engineer.....	1,212
Driver.....	1,247

FIRE ALARM TELEGRAPH.

Main Office.	
Chief operator.....	\$2,600
Superintendent construction.....	2,500
3 operators, each.....	2,000
4 assistant operators, each.....	1,700
1 repairer.....	1,200
Chief repair shop.	
Branch Office.	
3 operators, each.....	\$2,000
3 assistant operators, each.....	1,700

BUILDING DEPARTMENT.

Building commissioner.....	\$6,000
Deputy commissioner.....	4,000
Secretary.....	2,400
Building inspector.....	2,500
Assistant secretary.....	1,683
2 engineers, each.....	2,403
1 engineer.....	1,929
4 inspectors, each.....	1,800
Elevator inspector.....	1,701
Plan examiner.....	1,920
Plan examiner.....	1,740
Clerks, each, \$1.056 to.....	1,320
Fire escape inspector.....	1,400
57 inspectors, each.....	1,400

HEALTH DEPARTMENT.

COMMISSIONER'S OFFICE.	
Commissioner.....	\$8,000
Assistant commissioner.....	4,000
Secretary.....	3,000
Assistant secretary.....	1,800
Disinfecter.....	1,203
Clerks, each, \$960 to.....	1,200

DIVISION OF CONTAGIOUS DISEASES.

Bureau chief.....	\$3,600
Assistant chief.....	2,400
Assistant chief.....	2,040
30 health officers, each.....	800
23 disinfectors, each.....	1,000
30 health officers, each.....	800
Clerks, each, \$840 to.....	1,200
Dentist.....	1,200

BUREAU OF VITAL STATISTICS.

Bureau chief.....	\$2,800
Assistant.....	2,040
Clerk.....	1,200
Clerk.....	1,080
4 funeral inspectors, each.....	1,000
Stenographer.....	1,050

ISOLATION HOSPITAL.

Superintendent.....	\$1,500
Head nurse.....	1,900
3 nurses, each.....	800

CONTAGIOUS DISEASE HOSPITAL.	
Superintendent.....	\$1,800
Internes.....	240
Ambulance surgeon.....	1,200

Ambulance surgeon.....	960
Chauffeur.....	1,200
Nurses, per month.....	65

PUBLIC BATHS.

13 superintendents, each.....	\$1,200
Disinfecter.....	1,200
17 assistants and firemen, ea.....	900
15 helpers, each.....	660

ICE, MILK, MEAT AND FOOD

INSPECTION.

Bureau chief.....	\$2,100
Assistant chief.....	1,800
Fish Inspector.....	1,900
11 food inspectors, each.....	1,320
15 food inspectors, each.....	1,200
40 food inspectors, each.....	1,080
2 inspectors, each.....	1,500
Clerks, each, \$840 to.....	1,200

SANITARY BUREAU.

Bureau chief.....	\$3,500
Assistant chief.....	2,400
4 supervisors, each.....	1,600
25 plumbing inspectors, each.....	1,400
1 sanitary inspector.....	1,400
43 sanit'y inspectors, each.....	1,200
Clerks, each, \$840 to.....	1,500

BOARD OF PLUMBING EXAMINERS.

Secretary.....	\$3,000
Clerk.....	1,200
Stenographer.....	960

LABORATORY.

Director.....	\$2,500
Assistant director.....	2,000
Bacteriologist.....	2,000
2 bacteriologists, each.....	1,600
2 bacteriologists, each.....	1,200
Chemist.....	1,500
2 asst. chemists, each.....	1,200
Clerks, each, \$840 to.....	960
Stenographer.....	960

MUNICIPAL LODGING HOUSE.

Superintendent.....	\$1,400
Assistant.....	1,083
Janitor.....	720

CITY PHYSICIAN.

City physician.....	\$4,000
Assistant city physician.....	2,000
Assistant city physician.....	1,500

DEPARTMENT OF TRACK

ELEVATION.

Commissioner.....	\$5,000
Engineer.....	4,200
Secretary.....	1,500

DEPARTMENT OF INSPEC

TION OF STEAM BOILERS

AND STEAM PLANTS.	
Boiler inspector.....	\$3,600
Mechanical engineer.....	3,000
Chief clerk.....	1,500
Deputy boiler inspector.....	1,800
8 boiler inspectors, each.....	1,300
Clerks, each, \$900 to.....	1,080
2 inspectors, each.....	1,503
Stenographer.....	1,080

DEPARTMENT OF WEIGHTS

AND MEASURES.

Inspector.....	\$3,600
Chief deputy.....	2,100
7 deputies, each.....	1,200
6 deputies, each.....	1,100
5 deputies, each.....	1,000
6 deputies, each.....	960
Taximeter inspector.....	1,320

DEPARTMENT OF SMOKE IN

SPECTION.

Smoke Inspector.....	\$4,000
Assistant inspector.....	3,000
Chief deputy.....	1,800
11 deputies, each.....	1,500
14 assistants, each.....	1,000
Clerks, each, \$960 to.....	1,500

BOARD OF EXAMINERS

(ENGINEERS).

President and member.....	\$2,200
2 members, each.....	2,000
Chief license inspector.....	1,800
3 license inspectors, each.....	1,200
Stenographer.....	960

BOARD OF LOCAL IMPROVE-

MENTS.

President.....	\$5,000
4 members of board, each.....	4,000
Supt. special assessments.....	4,000
Chief clerk.....	3,000
Assistant chief clerk.....	2,040
Special assessment clerk.....	2,400
6 special asst. clerks, ea.....	2,040
Accounting clerk.....	2,040
Recording secretary.....	1,800
Clerks, \$720 to.....	1,800
Stenographers, \$840 to.....	1,200
Engineer of board.....	3,600
Chief street engineer.....	3,600
Superintendent of sidewalks.....	3,000
Asst. supt. of sidewalks.....	1,500
Civil eng'ns, ea., \$1,300 to.....	2,160
Rodmen, each.....	1,080
Inspectors, each, \$1,200 to.....	2,000
Engineering chemist.....	2,400
Asphalt chemist.....	2,400

CITY MARKETS.

Market master (Haymarket) \$945

SPECIAL PARK COMMISSION.

ADMINISTRATION.

Secretary.....	\$1,800
Stenographer.....	840

SMALL PARKS.

Superintendent..... \$2,500

PLAYGROUNDS.

Superintendent.....	\$2,000
Playground dirtrs., \$1,020 to.....	1,200
Physical instructors, each.....	720

CITY FORESTER.

City forester..... \$2,000

BATHING BEACHES.

Directors, ea., per mo., \$75 to \$80

DEPARTMENT OF ELECTRIC-

ITY.

OFFICE OF CITY ELECTRICIAN.

City electrician.....	\$6,500
Chief clerk.....	2,800
2 clerks, each.....	1,500
Secretary.....	1,200
Clerk.....	960

FIRE ALARM AND POLICE TELE-

GRAPH.

Repairs.	
General foreman.....	\$1,800
Foremen of linemen, each.....	1,650
Repairers, each.....	1,200
Groundman.....	900

OPERATION.

18 repairers, each.....	\$1,650
Battery man.....	1,193
2 battery men, each.....	1,000
Switchboard operator.....	1,200

ELECTRICAL INSPECTION.

Electrical inspector.....	\$2,000
22 inspectors, each.....	1,800
Collector.....	1,500
Stenographer.....	1,080
Clerks, each.....	960

MUNICIPAL ELECTRIC LIGHTING

SYSTEM.

General foreman.....	\$1,500
Engineers, each, \$1,500 to.....	1,620
Draftsmen.....	1,500
Lead dispatcher.....	1,500

Circuits, Conduits and Posts.

General foreman.....	\$1,800
1 foreman.....	1,680
Light repairers, each.....	1,680
Clerk.....	1,080

Arc Lamps.

Chief lamp trimmer.....	\$1,800
8 lamp repairers, each.....	1,200
86 lamp trimmers, each.....	1,000
19 lamp trimmers, each.....	1,044

GAS LIGHTING SYSTEM.

Inspector's Office.	
Gas inspector.....	\$3,600
Gas lamp inspector.....	1,596
Supervisors, each.....	1,416
Gas meter testers, each.....	1,200
Gas lamp checker.....	1,200

Tetrametric Stations.	Firemen, each.....	1,080	Foreman machinists.....	2,000
Chief gas tester.....	Oilers, each.....	1,080	Other foremen, ea., \$1,620 to	2,000
3 assistant testers, each.....	Repairing Sewers.		Draftsmen, each \$1,200 to.....	1,620
Maintaining Gas Lamps.	Foreman bricklayers.....	\$2,900	Bridge Operation.	
Lamp-lighters, 1c per night per	Assistant foreman.....	1,800	Superintendent bridges.....	\$2,616
lamp and 10c per lamp per	Civil engineer.....	1,800	66 bridge tenders, each.....	1,200
month for mantel lamps.	Foreman carpenter.....	1,080	115 bridge tenders, each.....	900
Miscellaneous.	Timekeeper.....	1,080	River and Harbor.	
Electrician city hall.....	Catch Basins and Manholes.		Assistant engineer.....	\$2,100
Examiner moving picture	Assistant foreman.....	\$1,800	Harbor master.....	1,800
operators.....	6 foremen, each.....	1,680	Junior engineer.....	1,500
Examiner motor vehicle op-	House Drains.		Vessel dispatcher.....	1,200
erators.....	Drain inspector.....	\$1,800	5 asst. harbor masters, ea.,	1,200
DEPARTMENT OF PUBLIC	Sewer pipe inspector.....	1,080	2 asst. ves. dispatchers, ea.,	1,080
WORKS.	Junction setters, each.....	1,800	2 rodmen, each.....	1,080
COMMISSIONER'S OFFICE.	BUREAU OF ENGINEERING.		BUREAU OF WATER.	
Commissioner.....	City engineer.....	\$8,000	SUPERINTENDENT'S OFFICE.	
Deputy commissioner.....	Assistant engineer.....	5,000	Superintendent.....	\$4,500
Chief clerk.....	Chief clerk.....	2,700	Stenographer.....	1,500
Head accountant.....	Accounting clerk.....	2,040	Clerk.....	1,080
Private secretary.....	Clerks, each, \$1,200 to.....	1,500	COLLECTION DIVISION.	
Contract clerk.....	Testing Division.		GENERAL.	
Bookkeeper.....	Engineer of tests.....	\$3,000	Chief clerk.....	\$2,800
Voucher and pay-roll clerk.	Engineering chemist.....	1,920	Cashier.....	2,500
5 clerks, each.....	Assistant engineering chem.	1,500	Assistant cashier.....	2,040
Clerk.....	Cement inspector.....	1,500	2 cashiers, each.....	1,500
BUREAU OF COMPENSATION.	Laboratory assistant.....	1,200	Registrar.....	1,500
Superintendent.....	4 chemists, each.....	1,500	Clerks, each, \$960 to.....	1,320
Real estate expert.....	Pipe testers, each.....	1,500	Janitor.....	1,200
Stenographer.....	Cribs.		ASSESSED RATES SUBDIVISION.	
Clerk.....	5 cribkeepers, each.....	\$1,200	Assistant chief clerk.....	\$1,680
BUREAU OF MAPS AND PLATS.	Assistant cribkeepers, each,	1,000	6 division clerks, each.....	1,600
Superintendent.....	Diver.....	2,400	28 clerks, each.....	1,200
Clerks, each, \$1,200 to.....	Pumping Stations (Water).		METER-RATE SUBDIVISION.	
Draftsmen, each, \$1,080 to.....	Engineer in charge.....	\$7,500	Assistant chief clerk.....	\$1,500
Title expert.....	Chief engineer.....	3,600	Division clerk.....	1,500
BUREAU OF ARCHITECTURE.	8 chief engineers, each.....	2,500	15 rate takers, each.....	1,200
City architect.....	28 mech. engineers, each.....	2,000	Clerks, each, \$960 to.....	1,320
Specification clerk.....	Other engs., each, \$1,200 to	1,620	Expert testers, each.....	1,350
BUREAU OF CITY HALL.	Oilers, each.....	1,080	ASSESSOR'S DIVISION.	
Superintendent.....	Firemen, each.....	1,080	GENERAL.	
Chief janitor.....	Coal passers, each.....	1,000	Assessor.....	\$3,600
Elevator starter.....	Chief steamfitter.....	1,800	Deputy assessor.....	1,500
Elevator starter.....	Machinists, each.....	1,440	7 assistant assessors, each,	1,320
Elevator operators, each.....	Water-Pipe Extension.		Custodians, each.....	1,200
Janitors, \$35 to \$60 per month.	Water Waste Surveys—Operation.		Clerks, each, \$1,200 to.....	1,500
BUREAU OF STREETS.	Engineer.....	\$3,000	Field assessor.....	2,040
Superintendent's Office.	6 engineers, each.....	1,500	SHUT-OFF SUBDIVISION.	
Superintendent.....	2 draftsmen, each.....	1,200	Foreman.....	\$1,200
1st asst. superintendent.....	Rodman.....	1,200	Shut-off men, each.....	900
Accounting clerk.....	Rodman.....	1,080	PERMIT AND MAP SUBDIVISION.	
Ward superintendent.....	Mains, Hydrants and Valves—		Clerk.....	\$1,680
Clerks, each, \$960 to.....	Repairs and Replacements.		Clerk.....	1,200
House-moving inspector.....	Superintendent's Office.		Draftsman.....	1,500
Secretary.....	Superintendent.....	\$4,500	6 draftsmen, each.....	1,080
Assistant engineer.....	Assistant superintendent.....	2,400	METER MECHANICAL DIVISION.	
2 engineers, each.....	Engineer.....	2,160	Foreman.....	\$2,400
Rodmen, each, \$1,080 to.....	Clerks, each, \$1,080 to.....	2,400	2 assistant foremen each.....	1,500
Permit Division.	Plumbing inspector.....	1,800	4 clerks, each.....	1,200
Clerks, each, \$960 to.....	Draftsmen, each.....	1,200	2 clerks, each.....	960
Inspectors, each.....	Pipe Yards.		AUDITING DIVISION.	
1,000	Superintendent.....	\$1,800	Head accountant.....	\$2,040
Street and Alley Cleaning Division.	Foreman of carpenters.....	1,600	8 clerks, each.....	1,200
21 assistant superintendent.....	5 foremen, each.....	1,200	Night clerk in charge.....	1,680
Clerk.....	Clerk.....	1,080	OIL INSPECTOR.	
Clerk.....	Foreman of laborers.....	\$1,500	Chief oil inspector.....	\$4,800
Clerk.....	Tappers, each.....	1,200	Chief deputy.....	1,800
Ward Supervision.	Water Works Shops and Repairs		Deputies, each, \$900 to.....	960
36 ward supts., each.....	Division.		PUBLIC LIBRARY.	
Timekeeper.....	Superintendent.....	\$2,500	Librarian.....	\$5,500
12 yardmen, each.....	Assistant superintendent.....	1,800	Secretary.....	3,750
Street Repairs.	Foremen, each, \$1,620 to.....	1,800	Assistant librarian.....	3,300
Asst. superintendent.....	Draftsman.....	1,500	Director of training class.....	1,500
Engineer.....	Clerks, each.....	1,200	Supervisor of school work.....	1,500
Chemist.....	Store-keeper.....	1,320	Superv'r of home educat'n.	1,500
Public-Utility Inspection.	Division of Bridges and Harbors.		Editor of publications.....	1,620
Inspector in charge.....	Superintendence.		Supervisor of branches.....	1,800
16 inspectors, each.....	Engineer in charge.....	\$5,000	Class 4—Department heads: Grade	
BUREAU OF SEWERS.	Bridge designer.....	3,600	A, \$1,500; grade B, \$1,620; grade	
Superintendent.....	Clerk.....	1,800	C, \$1,800; grade D, \$2,040.	
Assistant superintendent.....	Clerk.....	1,200	Class 3—Senior assistants: Grade	
Assistant engineer.....	Stenographer.....	1,200	A, \$960 to \$1,140; grade B, \$1,200	
Bridge Repairs.	Asst. engineer in charge.....	\$2,160	to \$1,500.	
2 engineers, each.....	Storekeeper.....	1,500	Class 2—Junior assistants: Grade	
2 clerks, each.....	Marine Pilot.....	1,200	A, \$420 to \$600; grade B, \$660	
Stenographer.....	Marine engineer.....	1,200	to \$900.	
2 clerks, each.....	Deckhand.....	900	Class 1—Pages, \$300, \$360 and \$420.	

FINANCES OF THE CITY OF CHICAGO (1910).

[From annual report of Comptroller Walter H. Willson.]

CORPORATE PURPOSES.		SPECIAL ASSESSMENTS.	
REVENUE.		REVENUE.	
Taxes	\$9,584,003.34	City collector	\$2,805,701.26
Miscellaneous	11,435,363.10	County collector	3,771,712.36
City hall bonds	3,445,307.58	Interest	89,196.77
Total, 1910	24,464,673.02	Adjustments	23,592.59
Total, 1909	21,707,985.74	Total, 1910	6,685,203.08
EXPENSE.		Total, 1909	5,652,419.22
Operating	\$17,616,705.68	EXPENSE.	
Repairs and renewals	1,355,836.77	Warrants on treasurer	\$6,291,142.43
Interest	1,376,131.75	Total, 1910	6,291,142.42
Construction and betterments	2,285,104.01	Total, 1909	5,151,775.12
Total, 1910	22,633,778.21	SINKING FUNDS.	
Total, 1909	22,412,520.27	REVENUE.	
VEHICLE TAX FUND.		Taxes	\$1,644,700.00
REVENUE.		Refunding bonds	366,599.71
Balance, Dec. 31, 1909	\$5,096.36	Total, 1910	2,011,299.71
Vehicle tax licenses	561,875.35	Total, 1909	1,620,700.09
Interest on funds	4,316.22	TUBERCULOSIS SANITARIUM.	
Total, 1910	566,191.57	REVENUE.	
Total, 1909	511,395.35	Taxes	\$424,497.27
EXPENSE.		EXPENSE.	
Repair—Macadam pavements	\$227,316.19	Interest	\$100.82
Asphalt pavements	114,855.22	Operation	23,954.27
Brick pavements	54,096.04	Total	24,055.09
Cedar block pavements	3,874.83	TOTAL REVENUE (1910).	
Granite block pavements	47,995.51	Corporate purposes	\$24,464,579.02
Cost of collection	14,543.79	Sinking funds	2,011,299.71
Superintendence	28,700.60	Schools	14,259,241.50
Total, 1910	501,392.13	Public library	221,228.97
Total, 1909	506,298.99	Tuberculosis sanitarium	424,497.27
WATERWORKS.		Water fund	6,411,659.76
REVENUE.		Special assessment fund	6,666,430.49
Ordinary	\$5,655,006.60	Total	54,559,036.72
Sale of bonds	500,000.00	Total, 1909	48,339,632.29
Sanitary district settlement	226,635.13	TOTAL EXPENSE (1910).	
Total, 1910	6,411,659.76	Corporate purposes	\$22,633,778.21
Total, 1909	5,246,638.62	Sinking funds	3,016,783.75
EXPENSE.		Schools	13,423,742.36
Operating	\$1,793,558.88	Public library	394,213.76
Repairs and renewals	736,695.76	Tuberculosis sanitarium	24,055.09
Interest	271,326.57	Water fund	5,094,832.24
Construction and betterments	1,191,166.83	Special assessment fund	6,291,142.42
Redemption certificates	84,966.20	Total	50,878,547.83
Judgments	17,118.00	Total, 1909	46,822,524.41
Redemption water certificates	1,000,000.00	SOURCES OF ORDINARY REVENUE (NET).	
Total, 1910	5,094,832.24	1910.	
Total, 1909	5,423,560.03	Licenses, saloon	\$6,864,960.00
SCHOOLS.		Licenses, other	798,341.94
REVENUE.		Municipal courts	504,934.17
Taxes	\$13,159,415.30	House of correction	160,108.83
Miscellaneous	1,098,826.20	Police department	59,388.48
Total, 1910	14,259,241.50	Fire department	10,037.41
Total, 1909	13,853,015.81	Health department	60,521.95
EXPENSE.		Department of inspection	702,352.25
Operating	\$9,953,393.29	Department of public works	480,521.31
Repairs and renewals	289,764.37	Department of buildings	131,794.06
Interest	18,870.82	Department of electricity	163,185.56
Bonds and investments	87,934.00	Public ponds	4,074.25
Construction and betterments	3,073,773.73	Real estate and buildings	2,971.00
Total, 1910	13,423,742.36	Markets	3,414.90
Total, 1909	12,700,908.60	Franchise compensations	1,218,595.63
PUBLIC LIBRARY.		Insurance tax	105,293.97
REVENUE.		Vehicle tax	501,392.13
Taxes	\$317,617.34	Interest on city deposits	145,201.73
Miscellaneous	3,611.63	Miscellaneous sources	66,706.48
Total, 1910	321,228.97	Total	11,433,757.10
Total, 1909	345,522.35	1909.	
EXPENSE.		Mayor's office	\$36,138.84
Operating	\$272,515.53	Bureau of statistics	6,381.44
Repairs and renewals	32,188.81	Department of transportation	4,156.71
Increase of library	51,034.37	City council	197,466.15
Branch library	38,475.00	Committee on finance	6,063.31
Total, 1910	394,213.76	Com. on local transportation	45,755.55
Total, 1909	802,347.31	Com. gas, oil, electric light	11,473.75
		Committee on public lands	872.78
		Total	336,811.86
			7,273.37
			4,078.84
			143,420.25
			14,455.71
			4,851.62
			759.85
			2,810.40

	1910.	1909.
Charter convention.....		1,000.00
Harbor commission.....	502.25	4,863.82
Committee on harbors, wharves and bridges.....	413.05	
Chicago plan commission.....	5,655.18	
Com'n on city expenditures.....	36,673.42	9,617.52
Lake shore reclamation.....	3,709.32	
Build'g ordinance committee City clerk.....	244.73	66,690.03
Corporation counsel.....	60,791.94	165,254.29
Prosecuting attorney.....	147,133.33	52,238.32
City attorney.....	52,427.17	105,812.54
Comptrol'r's office.....	191,247.41	105,908.42
Comptrol'r's office—interest.....	1,376,131.75	1,300,095.59
Compt's office—Miscel'aneous.....	648,368.93	522,024.77
City treasurer.....	57,627.47	55,552.36
City collector.....	105,101.02	94,748.40
Board of election com'rs.....	405,696.62	388,288.19
Department of civil service.....	73,310.43	61,478.64
Department of supplies.....	18,523.41	21,771.14
Department of police.....	5,825,490.87	5,771,165.48
Municipal courts.....	753,934.81	740,339.14
House of correction.....	284,280.61	306,324.77
Dog pound.....	18,898.29	18,222.35
Department of fire.....	2,584,118.42	2,562,477.50
Department of bu'ldings.....	111,749.05	111,393.94
Department of health.....	584,323.40	567,313.94
City physician.....	6,238.58	6,479.23
Dept. of track elevators.....	12,946.88	11,301.14
Ins'n steam boilers, plants Dept. weights and measures.....	46,858.84	45,853.23
Dept. smoke inspection.....	19,777.00	40,306.99
Bd. of examiners (engineers).....	47,662.74	29,594.19
Hospitals.....	8,817.37	8,246.17
Chicago vice commission.....	18,000.00	15,000.00
City archivist.....	4,980.52	625.00
Board of local improvements.....	710,018.80	763,506.54
City real estate & buildings.....	25,727.30	26,616.47
City markets.....	1,145.00	5,045.00
Special park commission.....	111,636.69	121,420.90
Department of electricity.....	1,190,457.36	1,219,854.74
Public Works—		
Commissioner's office.....	3,312.60	4,913.75
Bureau of compensation.....	6,071.48	4,489.57
Bureau of maps and plats.....	8,665.69	10,018.93
Bureau of architecture.....	19,388.84	13,538.42
Bureau of city hall.....	157,176.74	170,907.77
Bureau of streets.....	3,165,637.43	3,035,136.73
Bureau of sewers.....	431,131.42	475,227.60
Bureau of engineering.....	453,191.84	540,723.60
Total.....	20,348,674.20	20,105,455.42

NET REVENUE FROM LICENSES.

	1910.	1909.
Description.....		
Auctioneers.....	\$90,991.02	\$85,710.63
Amusements.....	7,438.00	3,840.00
Bakers.....	5,769.60	4,948.80
Bar permits.....	14,938.53	12,614.40
Bathing beaches.....	100.80	48.00
Billiards and pool.....	18,787.20	11,569.71
Bowling alleys.....	2,884.80	1,439.53
Brewers and distillers.....	14,440.00	27,200.02
Bill posters.....	13,536.00	63.99
Boats.....	24.96	19.86
Brokers.....	45,208.01	30,533.67
Butchers.....	64,681.60	35,073.60
Bottlers carbonated waters.....	2,846.40	1,368.01
Carriages and shells.....	5,477.00	307.34
Cl'f of fitness—explosives.....	24.60	
Cigarrettes.....	109,824.00	66,819.33
Deadly weapons.....	1,898.01	1,160.23
Deli'catessen.....	6,700.80	4,360.07
Detective agencies.....	2,112.00	1,312.06
Dog licenses at dog pound.....		31.68
Dog licenses.....	29,667.36	28,973.76
Drivers.....	232.32	439.58
Druggists.....	5,635.20	3,637.60
Fireworks.....	4,972.80	5,596.80
Fishmongers.....	1,526.40	931.20
Fish peddlers.....		192.00
Garager.....	3,480.00	2,064.37
Gasoline launches.....	9.60	6.40
Gunpowder.....	904.00	248.04
Hacks, cabs and coupes.....	645.12	422.05
Hospitals.....	3,561.90	2,421.13
Hotels.....	2,664.00	1,396.80
Ice dealers.....	8,640.00	7,401.60
Junk dealers.....	4,662.00	3,022.25
Liquors—Malt.....	8,640.13	2,644.01

	1910.	1909.
Description.....		
Liquors—Spirituous.....	\$20,448.13	\$18,336.11
Liquors—Vinous.....	12,664.28	11,196.24
Liquors—Special.....	2,828.14	3,623.04
Livery stable.....	3,432.00	
Livery vehicle.....	566.40	3,893.26
Livery hack.....	153.60	
Lumber yards.....	11,976.00	7,744.39
Medical dispensaries.....	134.40	73.63
Milk dealers.....	24,427.20	15,072.86
Milk wagons.....	25,526.40	17,093.25
Moving picture operator.....	6,140.03	6,497.60
Nurseries.....	28.80	12.81
Omnibus.....	403.20	155.11
Pawnbroker.....	16,872.00	11,988.00
Peddler—Oil.....	1,920.00	1,255.04
Peddler—Wagon.....	90,876.00	81,690.30
Peddler—Wood.....	710.40	547.46
Peddler—Hand cart.....	6,060.01	5,586.32
Peddler—Pack or solicitors.....	1,717.21	1,862.40
Peddler—Basket.....	281.60	263.59
Peddler—Coal.....	235.20	12.83
Poulterer.....	460.80	259.20
Pub. motor vehicle operator.....	3,193.92	
Public motor vehicle op- erator—Renewals.....	1,077.12	
Pub. passenger automobiles.....	2,894.40	1,134.72
Public express automobiles.....	153.40	9.60
Rending tanks.....	5,548.80	3,611.40
Restaurant.....	28,656.00	26,878.78
Rooftops.....	938.80	344.08
Runners.....	1,010.02	830.08
Sale of acetylene gas.....	85.40	
Saloons.....	6,864,960.00	6,865,440.00
Scales—Public.....	585.60	380.96
Scavengers—Ofal.....	1,056.00	640.05
Scavengers—Night.....	144.00	96.02
Scavengers—Private.....	782.40	492.15
Second hand dealers.....	10,304.50	7,203.85
Shooting galleries.....	408.00	280.05
Slaughtering and rendering.....	11,520.00	7,104.00
Soap factories.....	2,016.00	1,056.00
Stables—Boarding.....	624.00	974.75
Stables—Sales.....	1,872.00	968.20
Street car.....	68,950.00	63,400.00
Storage moving picture films.....	552.00	48.31
Tanneries.....	1,248.00	800.14
Ticker.....	556.80	461.18
Undertaker.....	4,094.40	2,668.53
Wagons—Junk.....	9,561.60	5,878.09
Wagons—One horse.....	3,922.56	2,482.09
Wagons—Two horse.....	1,513.92	1,348.43
Workshops.....	7,703.04	5,994.24
Total.....	7,732,251.94	7,539,391.78

FIXED ASSETS OF THE CITY OF CHICAGO (1910).

CORPORATE PURPOSES.		
Real estate.....	\$1,520,122.57	
Buildings.....	7,914,501.90	
Equipments.....	7,326,627.57	
Bridges, viaducts, etc.....	2,064,745.15	
Miscellaneous.....	554,938.11	
Wharfing.....	25,247.04	
Total.....	19,616,182.34	
SCHOOLS.		
Real estate.....	7,372,901.65	
Buildings and equipment.....	38,572,484.70	
Total.....	45,945,386.35	
PUBLIC LIBRARY.		
Real estate.....	14,750.00	
Buildings.....	2,059,275.00	
Equipment.....	602,055.74	
Total.....	2,676,080.74	
WATERWORKS.		
Real estate.....	853,882.25	
Buildings.....	1,750,962.95	
Equipment.....	4,765,823.47	
Miscellaneous.....	45,153,469.05	
Total.....	52,524,137.72	
SUMMARY.		
Corporate purposes.....	19,616,182.34	
Schools.....	45,945,386.35	
Public library.....	2,676,080.74	
Waterworks.....	52,524,137.72	
Total.....	120,761,787.15	

STATEMENT OF THE DEBT OF CHICAGO (1910).

Bonds—General	\$23,774,000.00	Less cash in sinking funds.....	2,990,392.43
Water	3,381,000.00	Total debt.....	26,229,642.16
Judgments	507,722.73	Assessed valuation.....	848,294,536.00
Accrued interest	245,192.33	Authorized indebtedness (5%)	42,429,726.80
Water fund debt.....	1,220,023.48	Debt Dec. 31, 1910.....	26,229,642.16
Total	29,219,944.59	Unexercised borrowing power.....	16,220,084.64

CHICAGO APPROPRIATIONS FOR 1911.

From Corporate Purposes Fund.

Mayor's office.....	\$39,500.00	Commissioner public works.....	5,252.00
Bureau of statistics.....	6,870.00	New city hall.....	1,550,000.00
Department of transportation.....	4,085.00	Bureau of compensation.....	7,790.00
City council.....	209,000.00	Bureau of maps and plats.....	9,861.50
Committee on finance.....	7,650.00	Bureau of architecture.....	16,425.00
Committee on local transportation.....	31,050.00	Bureau of city hall.....	236,581.74
Committee on gas, oil and electric light.....	21,480.00	Bureau of streets.....	3,643,022.98
Lake shore reclamation commission.....	3,000.00	Bureau of sewers.....	502,794.46
Committee on wharves, harbors, bridges.....	2,755.15	Bureau of engineering (bridges, harbor).....	738,977.08
Chicago plan commission.....	5,000.00	Total	24,163,532.11
Chicago com'n on city expenditures.....	3,521.96	Less reimbursement from bond issue.....	70,000.00
City vice commission.....	5,000.00	Total from corporate purposes fund.....	24,093,532.11
City clerk.....	61,050.00		
Corporation counsel.....	163,392.72		
Prosecuting attorney.....	52,053.75		
City attorney.....	92,665.79		
Comptroller's office.....	134,109.45		
Interest.....	1,635,083.50		
Department of finance—miscellaneous.....	552,866.77		
City treasurer.....	46,383.90		
City collector.....	111,673.60		
Board of election commissioners.....	441,955.06		
Civil service commission.....	63,779.00		
Department of supplies.....	21,013.96		
Department of police.....	6,145,192.32		
Municipal court.....	755,288.17		
House of correction.....	200,627.91		
Dog pound.....	16,902.00		
Department of fire.....	3,334,977.03		
Department of buildings.....	136,811.00		
Department of health.....	646,095.81		
City physician.....	7,765.00		
Department of track elevation.....	12,278.59		
Department of boiler inspection.....	47,580.00		
Department of weights and measures.....	37,458.55		
Department of smoke inspection.....	48,605.00		
Board of examiners (engineers).....	13,035.00		
Hospitals.....	18,000.00		
Board of local improvements.....	897,832.53		
City real estate and buildings.....	30,240.00		
City markets.....	945.00		
Special park commission.....	133,937.15		
Department of electricity.....	1,244,216.68		

FROM WATER FUND.

Corporation counsel.....	\$20,400.00
City attorney.....	75,000.00
City comptroller's office.....	22,062.00
Department of finance—interest.....	243,555.70
Department of finance—miscellaneous.....	165,000.00
City treasurer.....	14,136.00
Civil service commission.....	22,292.00
Department of supplies.....	13,425.00
Board of local improvements.....	60,516.33
Commissioner's office.....	47,228.00
Bureau of maps.....	28,084.50
Bureau of engineering.....	5,490,303.50
Bureau of water.....	507,639.44
Total from water fund.....	\$7,710,642.44

RECAPITULATION.

Corporate purposes fund.....	\$24,093,532.11
Water fund.....	6,710,642.44
Contingent on bond issue.....	5,555,000.00
From traction deposits.....	2,035,000.00
Sinking funds.....	1,713,229.16
Schools.....	17,146,575.00
Public library.....	533,000.00
Municipal tuberculosis sanitarium.....	442,184.64
Total appropriations, all purposes.....	58,229,163.35
Total appropriations, 1910.....	60,282,610.13

CITY CLERKS SINCE 1837.

I. N. Arnold.....	1837	H. Krelzman.....	1857-1859	D. W. Nickerson.....	1887-1889
George Davis.....	1837-1838	Abraham Kohn.....	1860	Franz Amberg.....	1889-1891
William H. Brackett.....	1839	A. J. Marble.....	1861-1862	James R. B. Van Cleave	
Thomas Hoyne.....	1840-1841	Albert H. Bodman.....	1865-1869	Charles D. Gastfield.....	1891-1893, 1895-1897
James M. Lowe.....	1843	Charles T. Hotchkiss.....	1869-1873	William Loeffler.....	1893-1895
E. A. Rucker.....	1844-1845	Joseph K. C. Forrest.....	1873-1875	Fred C. Bender.....	1897-1903
William S. Brown.....	1845	Caspar Butz.....	1876-1878	A. C. Anson.....	1903-1905
Henry B. Clarke.....	1846-1847	P. J. Howard.....	1879-1883	John R. McCabe.....	1905-1907
Sidney Abell.....	1848-1850	J. G. Neumelster.....	1883-1885	F. D. Connery.....	1907-1909
H. W. Zimmerman.....	1851-56, 1863-64	C. Herman Plantz.....	1885-1887		

CHICAGO BOARD OF TRADE.

Jackson boulevard and LaSalle street.

President—John C. F. Merrill.
 Vice-President—Edward Andrew.
 Secretary—George F. Stone.
 Treasurer—Ernest A. Hamill.
 Directors—Terms expire 1912: James C. Murray,
 Ernest G. Brown, C. F. Schneider, John C. Wood,
 Charles P. Randall. Terms expire 1913: Alex-
 ander O. Mason, Albert E. Cross, Robert E.
 Tearse, Edward F. Leland, William S. Dillon.
 Terms expire 1914: Charles B. Pierce, Theodore
 E. Cunningham, David S. Lasier, Caleb H. Can-
 by, Leslie F. Gates.
 A gallery is set apart for the use of visitors,
 but admission is by card only. The trading hours
 are from 9:30 a. m. to 1:15 p. m., except on Sat-
 urday, when the closing hour is 12 o'clock noon.

CHICAGO STOCK EXCHANGE.

President—Fred D. Courtiss, 6 The Rookery.
 Secretary—Charles T. Atkinson, 2d floor The Rookery.
 Location—The Rookery, 209 South LaSalle street.
 Hours—"Calls" at 11 a. m. on stocks and bonds.

CHICAGO BOARD OF EDUCATION.

Offices on the sixth, seventh and eighth floors of the Tribune building.

President—James B. McFatrach, M. D.

Vice-President—Frank I. Bennett.

Secretary—Lewis E. Larson.

Members—Daniel E. Cameron, William A. Vincent, Harry A. Lipsky, John C. Harding, Mrs. John McMahon, Alfred R. Urion, Oscar F. Greifenhagen, Henry W. Huttman, Adolph F. Gartz, Dr. John Guerin, Dr. Jeremiah H. Walsh, Dean Walter T. Sumner, James B. Dibelka, Julius F. Smietanka, Frank I. Bennett, George F. Koester, David M. Pfaelzer, George B. Swift, Nathaniel C. Sears, Charles O. Sethness, Dr. James B. McFatrach.

STANDING COMMITTEES (1911-1912).

School Management—Dean Sumner, chairman; Messrs. Vincent, Cameron, Guerin, Smietanka, Sears, Dibelka, Lipsky, Pfaelzer and Mrs. McMahon. Member ex officio, the president.

Buildings and Grounds—Mr. Gartz, chairman; Messrs. Swift, Bennett, Urion, Koester, Greifenhagen, Walsh, Sethness, Harding and Huttman. Member ex officio, the president.

Finance—Mr. Bennett, chairman; Messrs. Koester, Sears, Gartz and Sumner. Member ex officio, the president.

Rules—Mr. Urion, chairman; Messrs. Harding, Sears, Vincent and Swift. Heads of departments, advisory.

Meetings of Board—On alternate Wednesday afternoons.

SUPERINTENDENTS.

Superintendent—Dr. Ella Flagg Young.
First Assistant Superintendent—John D. Shoop.
Assistant Superintendents—William M. Roberts and Charles P. Megan.
Bureau of Compulsory Education—W. L. Bodine.
Superintendent of Parental School—Peter A. Mortenson.

DISTRICT SUPERINTENDENTS.

- | | |
|----------------------|-------------------------|
| 1. Ella C. Sullivan. | 6. Kate S. Kellogg. |
| 2. William C. Dodge. | 7. Edward C. Rosseier. |
| 3. Charles D. Lowry. | 8. Gertrude E. English. |
| 4. Rufus M. Ilitch. | 9. Orville T. Bright. |
| 5. Henry C. Cox. | 10. Minnie R. Cowan. |

SUPERVISORS.

Physical Education—Henry Suder.
Manual Training—Robert M. Smith.
Household Arts and Science—Mary S. Snow.
Schools for Blind—John B. Curtis.

OFFICE HOURS.

General offices open from 9 a. m. to 5 p. m.; Saturday to 12 m.
Business manager, 4 p. m. to 5 p. m.; Saturday, 9 a. m. to 12 m.
Superintendent, Tuesday, Wednesday and Thursday, 2 p. m. to 4 p. m.; Saturday, 9 a. m. to 12 m.
District superintendents, Saturdays, 9 a. m. to 10:15 a. m. and 4 p. m. to 5 p. m. on stated days.

SCHOOLS OF CHICAGO.

With the location and principal of each.

Chicago Teachers' College—68th street and Stewart avenue; William Bishop Owen.

Parker Practice School—68th street and Stewart avenue; Charles W. French.

Harrison Practice School—23d place and Wentworth avenue; William C. Payne.

Carter Practice—Wabash avenue and 61st street; Abby E. Lane.

Chicago Parental School—West Foster and North Central Park avenues; Peter A. Mortenson, superintendent.

HIGH SCHOOLS.

Austin—Frank street and Walnut avenue; George H. Rockwood.

Bowen—89th street and Manistee avenue; Charles I. Parker.

Calumet—Normal avenue, near 81st street; Avon S. Hall.

Crane Technical—West Van Buren street and Oakley boulevard; William J. Bartholf.

Curtis (high school department)—Stanwood avenue, near State street; Thomas C. Hill.

Englewood—Stewart avenue and 62d street; James E. Armstrong.

Farragut—Spaulding avenue and 24th street; Frank L. Morse.

Flower Technical—26th street and Wabash avenue; Dora Wells.

Hyde Park—56th street and Kimbark avenue; Hiram B. Loomis.

Lake—Union avenue and West 47th place; Edward F. Stearns.

Lake View—Ashland avenue and Irving Park boulevard; Benjamin F. Buck.

Lane Technical—Division and Sedgwick streets; William J. Bogan.

Marshall—Adams street, near Kedzie avenue; Louis J. Block.

McKinley—Adams street and Hoyne avenue; George M. Clayberg.

Medill—14th place, near Throop street; Albert R. Sablin.

Morgan Park—Western and Arlington avenues; John H. Heil.

Parker—68th street and Stewart avenue; William B. Owen.

Phillips—39th street and Prairie avenue; Spencer R. Smith.

Schnurz—Milwaukee avenue, Addison street and West Waveland avenue; Walter F. Slocum.

Senn (site)—Ridge and Francis avenues.

Tuley—North Claremont and Potomac avenues; Franklin P. Fisk.

Waller—Orchard and Center streets; Oliver S. Westcott.

ELEMENTARY SCHOOLS.

Adams—Townsend street, between Chicago avenue and Locust street; Inger M. Schjoldager.

Agassiz—Diversey boulevard and Seminary avenue; Lena E. Troendle.

Alcott—Wrightwood avenue and Orchard street; A. Esther Camfield.

Altgeld—71st and Loomis streets; James W. Brooks.

Andersen—Lincoln and Division streets; Francis M. McKay.

Armour—33d place and Auburn avenue; Martin E. Hurney.

Armstrong—Greenleaf avenue and Pingree street.

Arnold—Burling and Center streets; John E. Adams.

Auburn Park—Normal avenue, near 81st street; Avon S. Hall.

Audubon—Cornelia and Hoyne avenues; Charles A. Kent.

Avondale—North Sawyer avenue and Wellington street; John H. Stehman.

Bancroft—Maplewood avenue, near North avenue; Carrie F. Patterson.

Barnard—Charles and 104th streets; Elizabeth H. Sutherland.

Bass—66th and May streets; Fulton R. Ormsby.

Beale—Sangamon and 61st streets; John W. May.

Beaubien—North 52d and Winnemac avenues; Sarah J. O'Keefe.

Beethoven—North Humboldt street and Berteau avenue (site).

Beidler—Walnut street and Kedzie avenue; Jay C. Edwards.

Belling—North 42d court and West Cullom avenue; Delos Buzzell.

Bismarck—Armitage and North Central Park avenues; Cora E. Lewis.

Blaine—Grace street and Janssen avenue; Mary J. Zollman.

Bradwell—Sherman avenue, near 77th street; Georgia A. Seaman.

Brainard—Washburne avenue and Leavitt street; Mina P. Scheurer.

Brenan—Lime street, near Archer avenue; Helen C. Matne.

- Brentano—North Fairfield avenue, near Diversey avenue; Washington D. Smyser.
- Brown—Warren avenue and Wood street; Matilda M. Niehaus.
- Brownell—Perry avenue, near 65th street; Alma M. Willard.
- Bryant—41st court, near 14th street; Ida Mighell.
- Burke—Prairie avenue and 52d street; J. Ciara Brese.
- Burley—Barry avenue, near Ashland avenue; Mary F. Willard.
- Burns—Central Park avenue and 25th street; Robert Nightingale.
- Burnside—91st place and Langley avenue; Frank W. Reider.
- Burr—Ashland and Wabansia avenues; John H. Stube.
- Burroughs—36th street and Washtenaw avenue; George D. Plant.
- Byford (Austin)—Iowa street and Central avenue; Novella M. Close.
- Calhoun—Jackson boulevard and Francisco avenue; Luella V. Little.
- Cameron—Monticello and Potomac avenues; Herbert L. Merrill.
- Carpenter—Center avenue and Huron street; Volney Underhill.
- Chalmers—12th street and Fairfield avenue; J. Katherine Cutler.
- Chase—Cornelia court and Point place; Solon S. Dolge.
- Chicago Lawn—62d street and Hamlin avenue; Helen Blanchard.
- Clark (site)—Iowa street and Campbell avenue.
- Clarke—Ashland avenue and West 13th street; Henry G. Clark.
- Clay—133d street and Superior avenue; Flora I. Renaud.
- Cleveland—Albany avenue and Byron street; Lewis W. Colwell.
- Colman—Dearborn street, near 47th; Alfred E. Logie.
- Columbus—Augusta street, between Hoyne avenue and Leavitt street; Kate A. Reedy.
- Coomley—Leavitt street and Belle Plaine avenue; Elizabeth A. McGillen.
- Cooper—West 19th street, near Ashland avenue; Ida A. Shaver.
- Copernicus—Throop and 60th streets; Cora Caverno.
- Corkery—West 25th street and South 42d court; Daniel F. O'Hearn.
- Cornell—Drexel avenue, near 75th street; Flora J. Joslyn.
- Crcrar—Campbell avenue, between Taylor and Fillmore streets; Harry S. Valle.
- Curtis—Stanwood avenue, near State street; Thomas C. Hill.
- Dante—Desplaines, Ewing and Forquer streets; Harriet F. Hayward.
- Darwin—Edgewood avenue and Catalpa court; Ernest E. Cole.
- Day—Sacramento avenue and 39th street; Jaroslav J. Zrnhal.
- Delano (site)—Adams street and Springfield avenue.
- Dewey—54th street and Union avenue; Edward Mc-Longhlin.
- Doolittle—35th street, near Cottage Grove avenue; Frederick M. Sisson.
- Dore—Harrison street, near Halsted; Fred J. Watson.
- Douglas—32d street and Forest avenue; Lucia Johnston.
- Drake—Calumet avenue, between 26th and 28th streets; Helen W. McLaughlin.
- Drummond—Clybourn place and North Lincoln street; Horace N. Herrick.
- Earle—61st street and Hermitage avenue; Ira C. Baker.
- Emerson—Walnut and Paulina streets; Catherine A. Tibbetts.
- Emmet (Austin)—Corner Madison street and Pine avenue; Helen B. Eastman.
- Ericsson—West Harrison street, near Sacramento avenue; John M. Duggan.
- Everett—Irving avenue and 34th street; Patrick F. Haley.
- Fallon—Wallace and 42d streets; James E. Mc-Dade.
- Farragut—Spaulding avenue and 23d street; Frank L. Morse.
- Farren—Wabash avenue, near 51st street; Florence U. Colt.
- Felsenthal—Calumet avenue and 41st street; Walter J. Harrower.
- Field—Greenleaf and North Ashland avenues; Mary E. Vaughan.
- Fiske—62d street and Ingleside avenue; Harry T. Baker.
- Forestville—45th street and St. Lawrence avenue; Florence Holbrook.
- Foster—Union and O'Brien streets; Mary B. Cate-lain.
- Franklin—Goethe street, near Wells; Etta Q. Gen. Froebel—21st and Robey streets; Ellen K. Baker. Fuller—42d street and St. Lawrence avenue; Louise K. Stone.
- Fulton—Hermitage avenue and 53d street; Clara H. McFarlin.
- Gallistel—104th street and Ewing avenue; James H. Henry.
- Garfield—Johnson street and 14th place; James E. Welsh.
- Gary—30th street and Lawndale avenue; Frank W. Stahl.
- Gladstone—Robey street and Washburne avenue; Daniel A. Tear.
- Goethe—Rockwell street, near Fullerton avenue; Charles S. Bartholf.
- Goodrich—Taylor and Saugamon streets; Charles J. Lunak.
- Goulet—North Foster and Winthrop avenues; Har-let A. Eckhardt.
- Graham—45th street and Union avenue; Ida M. Cook.
- Grant—Wilcox avenue, near Western avenue; Sarah A. Kirkley.
- Gray—52d avenue and Grace street. Ella R. Connell.
- Greeley—Grace street and Sheffield avenue; Abigail Cannon Ellings.
- Greene—Paulina and 36th streets; Susan E. Colver.
- Gresham—85th and Green streets; Robert H. Reunie.
- Hamilton—Cornelia street and North Marshfield avenue; Elizabeth W. Murphy.
- Hamline—48th and Bishop streets; Susie L. Cowan.
- Hammond—21st place, near California avenue; John A. Long.
- Hancock—Princeton avenue and Swan street; Min-nie M. Wrisley.
- Harper—65th. Wood and Honore streets; Morgan G. Hooge.
- Harvard—Harvard avenue, between 74th and 75th streets; Mary S. L. Hartigan.
- Haugan—Hamlin, Avers and Sunnyside avenues.
- Haven—Wabash avenue and 15th street; Eleanor Reese Dunn.
- Hawthorne—School street and Seminary avenue; George W. Davis.
- Haves—Leavitt and Fulton streets; Simeon V. Robbins.
- Hayt—Granville avenue and Perry street; Elmer L. Kletzing.
- Headley—Lewis street and Garfield avenue; Caro-line J. Utter.
- Henly—Wallace street, near 31st; Elizabeth B. Daly.
- Hedges—48th street and Winchester avenue; Mar-cella R. Hanlon.
- Hendricks—43d street and Tracy avenue; Humphrey J. Moynhan.
- Henry—West Cullom and Eberly avenues; Mary E. C. Lyons.
- Holden—Loomis and 31st streets; Lincoln P. Good-hue.
- Holmes—55th and Morgan streets; James W. Mc-Glomis.
- Howe (Austin)—Laurel avenue and Superior street; Mary E. Vance.
- Howland—Spaulding avenue and 16th street; Amelia D. Hookway.
- Hoyle—Illinois and Cass streets (not used at present).
- Irving—Lexington and Leavitt streets; John W. Troeger.
- Irving Park—2338 North 41st court; Mary Mc-Mahon.
- Jackson—Sholto and Better streets; William Hedges.

- Jahn—North Lincoln street and Belmont avenue; Cephas H. Leach.
 Jefferson—Elburn avenue and Laffin street; Catharine M. Delanty.
 Jenner—Oak street and Milton avenue; Frederick J. Lane.
 Jirka—17th and Laffin streets; Mary E. Rodgers.
 Jones—Plymouth court and Harris street; Thomas C. M. Jamieson.
 Jungman—Nutt and West 18th streets; Sarah A. Fleming.
 Kelti—Dearborn and 34th streets; Edward Wilde-man.
 Kenwood—Lake avenue and 50th street; Alice E. Solitt.
 Kershaw—Union avenue, near 64th street; William H. Debaugh.
 Key (Austin)—Ohio street and Park avenue; Lillian H. Wright.
 King—Harrison street, near Western avenue; Ellen J. Hardick.
 Kinzie—Ohio street and LaSalle avenue; Azile B. Reynolds.
 Knickerbocker—Clifton and Belden avenues; Mary G. Guthrie.
 Kohn—104th and State streets; Charles C. Cobb.
 Komensky—Throop and 20th streets; Clara H. Mahony.
 Kosciuszko—Division and Cleaver streets; Harriet P. Johnston.
 Kozmuskul—54th street and Ingleside avenue; Leslie Lewis.
 Lafayette—Washtenaw avenue and Augusta street; Langdon I. Purser.
 Langland—Cortland street, near Leavitt; Effie A. M. Christensen.
 LaSalle—Hammond and Eugenie streets; Elizabeth T. Spieker.
 Lawson—Homan avenue and 18th street; Charles C. Krauskopf.
 Lewis—Champlin—62d street and Princeton avenue; Henry S. Crane.
 Libby—53d and Loomis streets; M. Elizabeth Farnson.
 Lincoln—Larrabee street and Kemper place; Albert L. Stevenson.
 Linn—Sacramento avenue and School street; Charles A. Cook.
 Lloyd—Grand and North 55th avenues; Jacob H. Hauch.
 Logan—Oakley avenue and Bremen street; James B. Farnsworth.
 Longfellow—35th street, near Lincoln; Mary E. Lambert.
 Lowell—North Spaulding avenue and Hirsch street; Clarence E. De Butts.
 Madison—Madison avenue, near 75th street; Sarah A. Milner.
 Manierre—Hudson avenue, near Blackhawk street; Luman Hewes.
 Mann—37th street and Princeton avenue; Jeannette I. Pratt.
 Marquette—Harrison and Wood streets; Mary E. Tobin.
 Marsh—98th street and Exchange avenue; Elliott A. Hamilton.
 Marshall—Adams street, near Kedzie avenue; Louis J. Block.
 May—South 50th avenue and West Congress street; Otto M. Becker.
 Mayfield—North 44th and Lawrence avenues; Thomas C. Johnson.
 Medill—14th place, near Throop street; Albert R. Sabin.
 Mitchell—North Oakley avenue and Ohio street; Chester C. Dodge.
 Monroe—Schubert and Monticello avenues; John A. Wadhams.
 Montefiore—Sangamon street and Grand avenue; G. Ovedia Jacobs.
 Moos—California and Wabasha avenues; Esther J. W. Barker.
 Morgan Park—Western and Arlington avenues; John H. Hell.
 Morris—Barry avenue and Bissell street; Luella Helnroth.
 Morse—Sawyer avenue and Ohio street; George L. Voorhes.
 Morsey—Michigan avenue and 24th street; Mary A. McNaney.
 Motley—North Ada street, near West Chicago avenue; G. Charles Griffiths.
 Mozart—North Hamlin and Humboldt avenues; Harriet B. Davis.
 Mulligan—Sheffield avenue, near Willow street; Hanna Schli.
 McAllister—36th and Gage streets; Rose A. Pesta.
 McClellan—Wallace and 35th streets; Mary A. Fokin.
 McCormick—Sawyer avenue and 27th street; William H. Chamberlin.
 McCosh—Champlain avenue, near 66th street; J. M. Pahlman.
 McLaren—York and Laffin street; Carolyn G. Adams.
 McPherson—Lincoln street, near Lawrence avenue; Adelaide E. Jordan.
 Nash—North 49th avenue and West Erie street; Margaret S. Gill.
 Nettelbladt—Evanston and Albine avenues; Robert L. Hughes.
 Newberry—Willow and Orchard streets; Edith Huguenin.
 Ninety-Third Street—93d street and Houston avenue; Frank Mayo.
 Nixon—Dickens and North 42d avenues; Charles H. Ostrander.
 Nobel—North 41st avenue and Hirsch street; Marie A. Dunne.
 Oakland—40th street and Cottage Grove avenue; Louise M. Ripple.
 Ogden—Chestnut and North State streets; Martha M. Ruggles.
 Oglesby—Emerald avenue and 79th street; Daniel J. Beeby.
 Otis—Armour street, near Ohio; G. A. Osinga.
 Parkman—51st street and Princeton avenue; John B. McGinty.
 Park Manor—71st street and Rhodes avenue; Genevieve Melody.
 Parkside—70th street and Selpp avenue; J. Edward Huber.
 Peabody—Augusta and Noble streets; Mary H. Smyth.
 Penn—Hemlin avenue and 16th street; Bertha Benson.
 Pickard—21st place and Oakley avenue; Mary Ryan.
 Plamondon—15th place and Washtenaw avenue; William W. Reed.
 Poe—106th and Fulton streets; Abigail M. Ifunt.
 Prescott—Wrightwood and Marshfield avenues; Margaret S. Fitch.
 Pulaski—Leavitt street, between Lubeck and Coblenz streets; Anna C. Goggin.
 Pullman—Pullman avenue and 113th street; Daniel R. Martin.
 Raster—Wood and 70th streets; David L. Murray.
 Ravenswood—Paulina street and Montrose avenue; Josiah F. Kletzing.
 Ray—57th street and Monroe avenue; Arthur O. Rape.
 Raymond—Wabash avenue and 36th place; John L. Lewis.
 Revere—Ellis avenue and 72d street; Edmund B. Smith.
 Rogers—West 13th street, near Throop; Alice A. Hogan.
 Ryder—59th street and Lowe avenue; Leona L. Thorne.
 Ryerson—Lawndale avenue and Huron street; John T. Ray.
 Sawyer Avenue—Sawyer avenue and 53d street; Robert G. Jeffrey.
 Scammon—Morgan and Monroe streets; Cecella B. Schimek.
 Scanlan—Perry avenue, near 117th street; Alfred Harvey.
 Schiller—Vedder and Halsted streets; Belle B. Murphy.
 Schley—North Oakley avenue, near Potomac avenue; Minna S. Heuermann.
 Schneider—Hoyne avenue, near Wellington street; Elizabeth E. Flisk.
 Scott—6th street and Washington avenue; John W. Akers.
 Seward—46th street and Hermitage avenue; Benjamin F. Hill.
 Sexton—Wells and Wendell streets; Dora W. Zollman.

Shakespeare—Greenwood avenue and 46th street; Walter H. Comstock.
 Sheldon—State and Elm streets; Jane S. Atwater.
 Shepard (site)—Polk street and Lawndale avenue.
 Sheridan, Mark—27th and Wallace streets; John A. Johnson.
 Sheridan, Phil—90th street and Escanaba avenue; Edward L. C. Morse.
 Sherman—Morgan street and 51st place; Levi T. Regan.
 Sherwood—57th street and Princeton avenue; William J. Black.
 Shields—43d and Rockwell streets; Walter R. Hatfield.
 Skinner—Jackson boulevard and Aberdeen street; William L. Smyser.
 Smyth—13th street, near Blue Island avenue; William R. Hornbaker.
 Spalding—Park avenue, between Ashland avenue and Paulina street; Lucy I. Laling.
 Spencer—Park and 56th avenues; Henry F. Kling.
 Spry—Marshall boulevard and West 24th street; William J. Fraser.
 Stewart—Kenmore avenue, between Wilson and Sunnyside avenues; Archibald O. Coddington.
 Stowe—Wabansia avenue and Ballou street; Frank A. Larck.
 Sullivan—83d street and Houston avenue; Ada Semphill.
 Sumner—43d avenue and Harrison street; Orris J. Miliken.
 Swing—String street, between 16th and 17th; Margaret C. Adams.
 Talcott—Ohio and Lincoln streets; Ambrose B. Wight.
 Taylor—Avenue J, near 100th street; Annie K. Sullivan.
 Tennyson—California avenue and Fulton street; Mary E. Fellows.
 Thomas—Belgen avenue and High street; M. Theresa Norton.
 Thorp, J. N.—89th street and Superior avenue; Henry D. Hatch.
 Thorp, Ole N.—Winona street, between 18th and 19th; Minnie M. Jamieson.
 Throop—Throop street, near 18th; Mary W. O'Keefe.
 Tilden—Lake and Elizabeth streets; Harriet N. Winchell.
 Tilton—West Lake street and 44th avenue; Bertha S. Armbruster.
 Trumbull—North Ashland, Foster and Farragut avenues; Helen R. Ryan.
 Van Vlissingen—108th place, near Wentworth avenue; George A. Brennan.
 Von Humboldt—Rockwell and Hirsch streets; Mary J. W. Boughan.
 Wadsworth—Lexington avenue, near 64th street; Isabel J. Burke.
 Walsh—20th and Johnson streets; Samuel B. Allison.
 Ward—Shields avenue and 27th street; Augustus R. Dillon.
 Warren—33d street and Jackson Park avenue; Edith B. Shephard.
 Washburne—West 14th street, near Union; Charles W. Thompson.
 Washington—North Morgan street and Grand avenue; Samuel R. Meck.
 Waters—Wilson and Campbell avenues; Esther E. Morgan.
 Webster—Wentworth avenue and 33d street; Mary T. Maroney.
 Wells—Ashland avenue and Cornelia street; George B. Massifich.
 Wentworth—70th and Sangamon streets; William H. Campbell.
 West Pullman—120th street and Parnell avenue; Harriette T. Treadwell.
 Whitney—28th street and 40th court; Ella R. Coles.
 Whittier—Lincoln and 23d streets; Mary, Greene.
 Wicker Park—Evergreen avenue, near Robey street; Fred E. Smith.
 Willard—49th street and St. Lawrence avenue; Grace Reed.
 Worthy—California avenue and 26th street; Edgar W. Trout.
 Yale—70th street and Yale avenue; Wm. Sechoh.
 Yates—Cortland and Humboldt streets; Blanca R. Daigger.

SALARIES IN CHICAGO SCHOOLS (1911).

(Per year unless otherwise specified.)

Superintendent	\$10,600
First assistant superintendent	6,000
Assistant superintendents, each	3,500
Dist. superintendents, first and second year ..	3,500
Third and subsequent years	4,000
Examiner	3,000
Principal normal school	6,000
Supervisor physical education	3,500
Supervisor manual training	3,500
Supervisor household arts	3,000
Director normal extension	2,900
Superintendent parental school	3,000

PRINCIPALS OF HIGH SCHOOLS.

LOWER GROUP.	
First year	\$2,200
Second year	2,300
Third year	2,400
Fourth year	2,500
UPPER GROUP.	
First year	2,700
Second year	2,900
Third year	2,900
Fourth year	3,000
Fifth year	3,100
Sixth year	3,200
Seventh year	3,300
Fifth year	2,600
Sixth and subsequent years	2,700

UPPER GROUP.	
Eighth year	3,400
Ninth year	3,500
Tenth year	3,600
Eleventh year	3,700
Twelfth and subsequent years	3,500

HIGH-SCHOOL TEACHERS.

LOWER GROUP.	
First year	\$1,900
Second year	1,100
Third year	1,200
Fourth year	1,300
UPPER GROUP.	
First year	\$1,700
Second year	1,800
Third year	1,900
Fifth year	1,400
Sixth year	1,500
Seventh and subsequent years	1,600

UPPER GROUP.	
Fourth year	2,000
Fifth and subsequent years	2,100

TEACHERS OF GERMAN, FRENCH, ETC., IN HIGH SCHOOLS.

LOWER GROUP.	
First year	\$1,000
Second year	1,050
Third year	1,100
Fourth year	1,150
UPPER GROUP.	
First year	1,250
Second year	1,400
Third year	1,450
Fourth year	1,500
Fifth year	1,200
Sixth year	1,250
Seventh and subsequent years	1,300

UPPER GROUP.	
Fifth year	1,550
Sixth and subsequent years	1,500

SUBSTITUTES, HIGH SCHOOLS.

Substitutes in high schools receive \$5 or \$6 per day for days of actual service.

PRINCIPALS OF ELEMENTARY SCHOOLS.

LOWER GROUP.	
First year	\$1,800
Second year	1,900
Third year	2,000
Fourth year	2,100
Fifth year	2,200
UPPER GROUP.	
First year	2,700
Second year	2,800
Third year	2,900
Fourth year	3,000
Fifth year	3,050
Sixth year	3,100
Seventh year	3,150
Eighth year	3,200
Sixth year	2,300
Seventh year	2,400
Eighth year	2,500
Ninth and subsequent years	2,600

UPPER GROUP.	
Ninth year	3,250
Tenth year	3,300
Eleventh year	3,350
Twelfth year	3,400
Thirteenth year	3,450
Fourteenth and subsequent years	3,500

HEAD ASSISTANTS.

LOWER GROUP.	
First and subsequent years	1,175

UPPER GROUP.	
First year	1,200
Second year	1,250
Third and subsequent years	1,300

EIGHTH-GRADE TEACHERS.

LOWER GROUP.	
First and subsequent years	\$975

UPPER GROUP.	
First year	1,025
Second year	1,075
Third and subsequent years	1,125

ELEMENTARY TEACHERS, PRIMARY.

LOWER GROUP.

First year.....	\$650	Fifth year.....	825
Second year.....	675	Sixth year.....	875
Third year.....	725	Seventh and subse-	
Fourth year.....	775	quent years.....	515

UPPER GROUP.

First year.....	975	Third and subse-	
Second year.....	1,025	quent years.....	1,075

GRAMMAR.

LOWER GROUP.

First year.....	\$650	Fifth year.....	550
Second year.....	700	Sixth year.....	900
Third year.....	750	Seventh and subse-	
Fourth year.....	800	quent years.....	950

UPPER GROUP.

First year.....	1,000	Third and subse-	
Second year.....	1,050	quent years.....	1,100

MISCELLANEOUS.

Teachers of the deaf and of crippled children get from \$750 to \$1,200 a year, according to group and length of service.

Each elementary school having twenty-five or more divisions is allowed one extra teacher, who is paid according to the elementary-school schedule, lower group.

Teachers in charge of branch schools receive extra compensation of \$75 per annum.

Teachers in charge of classes in German receive extra compensation of \$50 per annum.

Teachers in charge of industrial rooms and of rooms for subnormal children receive \$50 per annum in advance of grammar-grade schedule.

Substitutes in elementary schools receive \$3 per day for days of actual service.

Principals in evening schools receive from \$3 to \$5 per evening, according to length of service and size of school. Teachers get from \$2 to \$3.50 per evening.

Principals in vacation schools get \$100 for term of six weeks; teachers get \$75 per term.

CHICAGO PUBLIC SCHOOL STATISTICS.

Year.	Enroll-ment.	Teach-ers.	Year.	Enroll-ment.	Teach-ers.	Year.	Enroll-ment.	Teach-ers.	Year.	Enroll-ment.	Teach-ers.
1841.....	410	5	1860.....	14,199	123	1878.....	55,109	797	1895.....	201,380	4,326
1842.....	531	7	1861.....	16,441	160	1879.....	56,537	851	1896.....	213,835	4,668
1843.....	808	7	1862.....	17,021	187	1880.....	59,562	893	1897.....	225,718	4,914
1844.....	915	8	1863.....	21,188	212	1881.....	63,141	958	1898.....	236,239	5,268
1845.....	1,051	9	1864-5.....	29,080	240	1882.....	68,614	1,019	1899.....	242,807	5,535
1846.....	1,107	13	1866.....	24,851	255	1883.....	72,509	1,107	1900.....	255,861	5,806
1847.....	1,317	18	1867.....	27,260	319	1884.....	75,044	1,158	1901.....	262,738	5,951
1848.....	1,517	18	1868.....	29,954	401	1885.....	78,278	1,296	1902.....	268,332	5,775
1849.....	1,794	18	1869.....	34,740	481	1886.....	83,022	1,440	1903.....	258,968	5,444
1850.....	1,919	21	1870.....	38,939	557	1887.....	84,902	1,574	1904.....	264,397	5,670
1851.....	2,287	25	1871.....	40,832	572	1888.....	89,578	1,663	1905.....	267,837	5,695
1852.....	2,404	29	1872.....	38,035	476	1889.....	93,737	1,801	1906.....	272,086	5,808
1853.....	3,086	34	1873.....	44,091	564	1890.....	135,541	2,711	1907.....	273,050	5,981
1854.....	3,500	35	1874.....	47,963	679	1891.....	146,751	3,000	1908.....	292,581	6,108
1855.....	6,826	42	1875.....	49,121	700	1892.....	157,743	3,300	1909.....	296,427	6,296
1856-7.....	8,577	61	1876.....	51,128	762	1893.....	166,895	3,520	1910.....	300,893	6,333
1858.....	10,786	81	1877.....	53,529	730	1894.....	185,358	3,812	1911.....	304,146	5,684
1859.....	12,873	101									

CHICAGO CHARTER MOVEMENT.

What was known as the Chicago charter convention was organized in 1905, the first session being held Dec. 12, that year. Milton J. Foreman was president, Alexander H. Revell vice-president, M. L. McKinley secretary and Henry Barrett Chamberlin assistant secretary. The convention was made up of delegates chosen by or representing the mayor, city council, governor, assembly, board of education, sanitary trustees, county board, public library board and the Chicago park boards. Its purpose was to frame a comprehensive, simple and elastic charter for the city of Chicago to be submitted to the state legislature for consideration. The work was completed and the charter taken to Springfield in the early part of 1907, where it was introduced in each house of the legislature and referred to the appropriate committees.

Some of the main features of the charter were these: Consolidation in the municipal government of Chicago of the power vested in the board of education, township, park and other local governments within the city; submission of propositions to popular vote; aldermen to be elected once in four years; the raising of adequate revenue by the issue of bonds and by other means; the power to own, maintain and operate all public utilities in the city, including intramural railroads, subways and tunnels, and telephone, telegraph, gas, electric lighting, heating, refrigerating and power plants; the parks to be under the management of a city department of parks; the public-school system to be a department of the city government and under

the control of a board of education of fifteen members appointed by the mayor for terms of three years; the public library to be managed by a board of nine directors appointed by the mayor for terms of six years.

Several radical changes were made by the legislature, one of the most important being the substitution of the old primary system for the one proposed. Another was the redistricting of the city into fifty wards, one alderman to be elected from each. These and other changes aroused much opposition, but the charter was passed May 12, 1907. According to the terms of the act it was submitted to the voters of Chicago at a special election held Sept. 17, 1907, when it was defeated by a vote of 121,935 nays to 59,786 yeas.

Early in 1909 the charter convention resumed work and prepared eleven bills for submission to the legislature, in the hope that some at least might be enacted into law. These separate bills included the principal points in the charter defeated by the referendum vote of 1907.

The charter bills encountered opposition from the start, not only from the senators and assemblymen representing districts outside of Chicago, but also from some of the city members, and, while favorable action was taken in committee and also in each house on the consolidation measure and on one or two of the other propositions, no legislation was secured and the work of the convention again went for nothing.

THE CHICAGO REAL ESTATE BOARD.

27 North Dearborn street.

OFFICERS IN 1911:

President—Roy B. Tabor.
Vice-President—Benjamin A. Fessenden.
Secretary—William G. Eoath.
Treasurer—Robert L. Davs.

Directors—Ferteam M. Winston, chairman; John F. Wallace, Adolph F. Kramer, Roy B. Tabor, ex officio; William G. Booth, ex officio.

PRINCIPAL LIBRARIES OF CHICAGO AND EVANSTON.

THE CHICAGO PUBLIC LIBRARY.

Michigan avenue and Washington street.

Board of Directors—Robert J. Roulston, president; Julius Stern, vice-president; Graham Taylor, Antonio Lagorio, Mortimer Frank, Henry V. Freeman, Horatio L. Wait, Max Henius, Philip M. Kyscki.

Standing Committees (1911-1912)—Library: Stern, Frank, Henius. Administration: Wait, Lagorio, Henius. Branches: Taylor, Stern, Kyscki. Delivery stations: Frank, Freeman, Kyscki. Buildings and grounds: Lagorio, Wait, Frank. Finance: Freeman, Stern, Henius. By-laws: Kyscki, Lagorio, Taylor.

Meetings—Regular meetings of the board are held at 5 p. m. on the second Monday of each month. Librarian—Henry E. Legler.

Assistant Librarian—Carl B. Roden.

Secretary—Henry G. Wilson.

Hours—Circulation department open 9 a. m. to 8:30 p. m.; Sundays, closed; reading room and reference department, 9 a. m. to 10 p. m.; Sundays, 9 a. m. to 6 p. m.

The Chicago public library is a free public institution, established under the Illinois library law of 1872. It derives its revenue from an annual library tax of approximately four-tenths of a mill. A board of directors of nine members is appointed by the mayor, three annually for terms of three years. The library occupies the site formerly known as Dearborn park, bounded by Michigan avenue, Washington street, Garland court and Randolph street. The cost of the building was about \$2,000,000, including the furniture, book stacks and machinery.

The right of drawing books from the public library belongs to all who reside in the city of Chicago, and also to those who make their homes in the suburbs within the limits of Cook county and are regularly employed in the city. In order to become a book borrower it is necessary only to file an application giving the name and residence of the applicant and bearing the signature of a second person, who must be an actual resident of the city, appearing as such in the latest city directory. This person becomes the guarantor to the library for the proper observance of the library regulations on the part of the applicant. These regulations merely provide that books drawn for home use must be returned within the stated period and must not be defaced or injured.

At the close of May 31, 1911, the public library contained 448,073 volumes. The aggregate circulation for the year ending May 31, 1911, was 2,256,022 volumes, which does not include the use of books kept on the open shelves at the main library or its branches or the periodicals or newspapers used in the reading rooms. This use would bring the total book issues to 2,832,773.

BRANCHES.

(Open from 1 to 9 p. m.—Blackstone, Lewis Institute and Lincoln Center open forenoons also.)

Blackstone.....	49th-st. and Lake-av.
Lewis Institute.....	1943 W. Madison-st.
Austin.....	5642 Lake-st.
Burr school.....	Ashland and Wabansia-avs.
Lincoln Center.....	Oakwood-bd. and Langley-av.
Lawndale.....	Millard-av. and 23d-st.
26th street.....	3347 W. 26th-st.
West Park No. 1.....	Chicago-av. and Noble-st.
West Park No. 2.....	14th-pl. and Union-st.
Sherman park.....	Loomis and W. 53d-sts.
Cornell square.....	Wood and W. 51st-sts.
Mark White square.....	Halsted and 30th-sts.
Hebrew Institute.....	Taylor and Lytle-sts.
Logan square.....	3125 Logan-bd.
Seward park.....	Elm and Orleans-sts.
George C. Walker branch.....	Morgan Park
Hiram Kelly.....	62d-st. and Normal-bd.
Hamlin park.....	Barry and Hoyne-avs.

DELIVERY STATIONS.

North.....	5. 4016 Lincoln-av.
1. Elm and Orleans-sts.	6. 439 North-av.
2. 2004 Larrabee-st.	7. 7013 N. Clark-st.
3. 2544 Lincoln-av.	8. 3175 Lincoln-av.
4. 4356 N. Hermitage-av.	9. 5708 Ridge-av.

10. 2942 N. Clark-st.	42. Morgan Park-av. and Armida-st.
11. 3701 N. Halsted-st.	43. 903 E. 75th-st. West.
12. 5150 Evanston-av.	1. 14th-pl. and Union-st.
13. 4415 Evanston-av.	2. 1722 Grand-av.
14. 6175 Evanston-av.	3. 1943 W. Madison-st.
15. 5042 N. Clark-st.	4. 1254 S. Ashland-av.
16. 1514 Irving Park-bd.	5. 1615 Milwaukee-av.
17. Barry and Hoyne-avs. South.	6. 728 S. Western-av.
1. 52 E. 22d-st.	7. 1635 N. California-av.
2. 304 E. 31st-st.	8. 3555 Ogden-av.
3. Oakwood-bd. and Langley-av.	9. 1152 W. Van Buren-st.
4. 534 W. 43d-st.	10. 4216 W. Madison-st.
5. 49th-st. and Lake-av.	11. 4200 Irving Park-bd.
6. 62d-st. & Normal-bd.	12. 2822 W. Madison-st.
7. 2876 Archer-av.	13. 3249 W. Belmont-av.
8. 89th-st. and Muskegon-av.	14. 2639 N. Rockwell-st.
9. 9901 Ewing-av.	15. 4431 N. 47th-av.
10. 72d-st. and Normal-av.	16. 4055 W. 26th-st.
11. 556 E. 55th-st.	17. 3306 W. 12th-st.
12. 336 E. 39th-st.	18. 2286 Milwaukee-av.
13. 541 E. 47th-st.	19. 3605 Armitage-av.
14. 657 W. 120th-st.	20. 6013 Ceylon-av.
15. 11100 Michigan-av.	21. Taylor and Lytle-sts.
16. 146 W. 69th-st.	22. 3843 W. Chicago-av.
17. 304 E. 63d-st.	23. 4056 W. North-av.
18. 1239 E. 75th-st.	24. 953 Grand-av.
19. 45th-st. and Marshfield-av.	25. 5642 Lake-st.
20. 8654 Vincennes-rd.	26. 2248 W. Ohio-st.
21. 5523 S. Halsted-st.	27. 4209 Armitage-av.
22. 64th-st. and Center-av.	28. 3054 W. Harrison-st.
23. 33d-st. and Shields-av.	29. 2624 N. Kedzie-av.
24. 7502 Saginaw-av.	30. 1959 W. 20th-st.
25. 5005 State-st.	31. 3123-3125 W. 22d-st.
26. 6603 Cottage Grove-av.	32. 3347 W. 26th-st.
27. 3509 W. 63d-st.	33. 4822 Milwaukee-av.
28. 5902 Wentworth-av.	34. 5124 W. Chicago-av.
29. 8941 Cottage Grove-av.	35. 20th and Fisk-sts.
30. 313 E. 58th-st.	36. Chicago-av. and Noble-st.
31. 553 E. 71st-st.	37. 2659 Monticello-av.
32. 9333 Howard-ct.	38. 3406 W. North-av.
33. 3556 Washtenaw-av.	39. 547 N. 48th-av.
34. 63th-st. and Stewart-av.	40. Ashland and Wabansia-avs.
35. Halsted and 30th-sts.	41. 2002 W. 13th-st.
36. Wood and W. 51st-sts.	42. 1105 N. California-av.
37. Loomis and W. 53d-st.	43. Millard-av. and 23d-st.
38. 510 E. 61st-st.	44. 628 S. 48th-av.
39. 1449 E. 60th-st.	45. 3125 Logan-bd.
40. 3002 Cheltenham-pl.	46. 3310 W. Montrose-av.
41. 3616 W. 83d-st.	47. 2138 W. North-av.
	48. 1163 Milwaukee-av.
	49. Drexel-bd. and Calumet-av.

THE JOHN CRERER LIBRARY.

110 North Wabash avenue, 6th floor.

President—Judge Peter S. Grosscup.

Vice-Presidents—Henry W. Bishop and Thomas D. Jones.

Secretary—Leonard A. Busby.

Treasurer—William J. Londerback.

Librarian—Clement W. Andrews.

Board of Directors—E. W. Blatchford, Robert T. Lincoln, Henry W. Bishop, John M. Clark, Frank S. Johnson, Peter S. Grosscup, Marvin Fluhitt, Thomas D. Jones, John J. Mitchell, Leonard A. Busby, Robert Forsyth, Chauncey Keep, Frederick H. Rawson and the mayor and the comptroller of the city of Chicago, ex officis.

Hours—The library is open daily, except Sunday, from 9 a. m. to 10 p. m.

The John Crerer Library contained in October, 1911, 282,000 volumes and 35,000 pamphlets on the social, physical, natural and medical sciences and their applications. They cannot be taken from the library, but may be freely consulted by all who wish to do so. The department of medical science formerly housed in the Newberry library building, has now been moved to the main library, where the Senn reading room is open to physicians and students.

THE NEWBERRY LIBRARY.

North Clark street and Walton place.

President—E. W. Blatchford.
Librarian—William N. G. Carlton.
Secretary—Jesse L. Moss.

Trustees—George E. Adams, Epiphilet W. Blatchford, Franklin H. Head, David B. Jones, Bryan Lathrop, George Manierre, Horace H. Martin, Gen. Walter C. Newberry, Edward L. Ryerson, John A. Spoor, John P. Wilson, Moses J. Wentworth.

Hours—From 9 a. m. to 10 p. m. every day except Sundays and the following holidays: Jan. 1, May 30, July 4, Thanksgiving and Christmas.

The Newberry library, Jan. 1, 1910, contained 259,342 books and pamphlets. These are not circulated, but are kept for reference purposes. The library is free to the public.

EVANSTON PUBLIC LIBRARY.

Orrington avenue and Church street.

Free to residents of Evanston and open to others on payment of an annual fee of \$2.50, or 25 cents a month. Reference department free to all. Library open from 9 a. m. to 9 p. m. week days. Reading room open from 2 to 6 p. m. Sundays, except during July and August, and holidays, except Jan. 1, July 4, Thanksgiving day and Dec. 25. The Coe music collection, which contains more than 1,000 books, 300 pieces of sheet music and 500 piano rolls, is open to all. The medical science room, which contains the books (500) of the Evanston branch of the Chicago Medical society, is open to all. Number of volumes June 1, 1911, 47,354. Librarian, Mary B. Lindsay.

LEWIS INSTITUTE LIBRARY.

West Madison and Robey streets.

The Lewis Institute library contains about 20,000 volumes and 4,500 pamphlets. The public is invited to use the library for reference, but books are loaned only to instructors and students of the institute. Throughout the school year the library is open from 8 a. m. to 5 p. m. daily except on Saturday, when it closes at 3 p. m.; during the session of the night school the library is also open from 5 p. m. to 9:30 p. m. Librarian, Miss Frances S. Talcott.

UNIVERSITY OF CHICAGO LIBRARY.

At the university, 58th street and Ellis avenue. This library contains 357,041 bound volumes and 170,000 pamphlets. It is primarily for the use of the faculty and students at the university, but others may have the privilege of drawing books available for circulation upon the payment of a fee. Properly accredited scholars visiting Chicago will receive complimentary cards for a term of four weeks or less upon application. The reading room is open to all. The director of the library is Ernest D. Burton; the associate director is J. C. M. Hanson.

CHICAGO HISTORICAL SOCIETY LIBRARY.

Dearborn avenue and West Ontario street.

President—Thomas Dent.
First Vice-President—Gen. Walter C. Newberry.
Second Vice-President—Charles H. Conover.
Treasurer—Orson Smith.Librarian—Caroline M. McIlvaine.
Executive Committee—Thomas Dent, Clarence A. Burley, Seymour Morris, Edward L. Ryerson, William A. Fuller, Charles F. Gunther, Samuel H. Kerfoot, Jr., George Merryweather, Otto L. Schmidt.

The library, museum and portrait gallery are open to the public from 9 a. m. to 5 p. m. on week days. It is a repository of matter relating to the history and archaeology of the northwest, particularly of Chicago. It contains some 40,000 volumes and 75,000 pamphlets and a large collection of MSS., maps, views, etc., illustrative of the development of Illinois and the central west.

ACADEMY OF SCIENCES LIBRARY.

In Lincoln park.

Consists principally of the publications of learned societies of this and other countries and is especially rich in the literature of photography, zoolo-

gy, geology and allied sciences. Oct. 1, 1911, the library contained over 29,000 volumes and pamphlets. Open from 9 a. m. to 5 p. m. on week days.

ST. IGNATIUS' COLLEGE LIBRARY.

1076 West 12th street.

The library of the college of arts of Loyola university. It contains about 45,000 volumes for the use of the faculty and students, but may be consulted by others on application to the librarian. Open from 8 a. m. to 4 p. m. Librarian, A. J. Garvy, S. J.

WESTERN SOCIETY OF ENGINEERS.

No. 1735 Monadnock block.

The library of this society contains over 8,200 volumes, almost altogether engineering, scientific and technical works, and is maintained at the cost of the society. It is a free public reference library, open for use during business hours of business days. Secretary and librarian, J. H. Warder.

CHICAGO LAW INSTITUTE LIBRARY.

1025 county building.

President—Marquis Eaton.
Secretary—Alfred E. Barr.
Treasurer—Frederic S. Hebard.
Librarian—William H. Holden.
The library contains about 55,000 volumes.**GARRETT BIBLICAL INSTITUTE LIBRARY.**

Evanston, Ill.

This is a reference library of theology for the use of the faculty and students of the institute, but open to the public October to June, from 8 a. m. to 6 p. m. Nov. 1, 1911, the library contained 30,384 volumes. Librarian, Doremus A. Hayes.

NORTHWESTERN UNIVERSITY LIBRARY.

Evanston, Ill.

The Northwestern university library contained 123,595 bound volumes and 83,000 pamphlets July 1, 1911. The library is open during the college year from 8 a. m. to 10 p. m. daily, except Sunday, and during the summer vacation from 8 a. m. to 12 m. and from 1:30 to 5 p. m. Librarian, Walter Lichtenstein.

PULLMAN PUBLIC LIBRARY.

73 to 77 Arcade building, Pullman, Ill.

Contains 10,000 volumes. Library open from 10 a. m. to 5:30 p. m. and in the evenings from 6:45 to 9 o'clock; also Sundays and holidays, 2 to 6 p. m. Librarian, Bertha S. Ludlam; assistants, Caroline H. Mott and Luella L. Hewitt.

FIELD MUSEUM OF NATURAL HISTORY LIBRARY.

Jackson park.

The museum library occupies three rooms in the north end of the building and is open to the public every week day from 9 a. m. to 4:30 p. m. The library is a scientific one and is designed for reference purposes only.

In the reading room the magazines are accessible without application. Visitors can consult books by making application to the librarian.

The library on Sept. 30, 1911, contained approximately 55,000 books and pamphlets. Librarian, Elsie Lippincott.

HAMMOND LIBRARY.

1610 Warren avenue.

The Hammond library of the Chicago Theological seminary contains 31,300 volumes. It is intended for the use of the faculty and students of the Chicago Theological seminary, but may be consulted by clergymen and others. The library is open on week days from September to May from 9 a. m. to 12 m. and from 1 to 10 p. m. except on Saturdays, when it is closed at 5 p. m. Closed Sundays. Director of library, Marvin Davis Biscoe.

RYERSON LIBRARY.Art Institute, Michigan avenue and Adams street.
The Ryerson library of the Art Institute is devoted exclusively to works on fine art. It con-

tains more than 6,900 bound volumes and a collection of 25,000 photographs, including 16,000 Braun autotypes. Open every day except Sundays, and holidays from 9 a. m. to 5 p. m. The library is

primarily for the students of the institute, but is practically a free reference library on fine art. Librarian, Mary Van Horne.

FIELD MUSEUM OF NATURAL HISTORY.

President—Stanley Field.

Vice-Presidents—Martin A. Ryerson, Watson F. Blair.

Director of the Museum and Secretary—Frederick J. V. Skiff.

Treasurer—Byron L. Smith.

Auditor and Assistant Secretary—D. C. Davies.

The Field museum of natural history, established in 1894 at the close of the World's Columbian exposition of 1893, occupies the temporary building erected for fine arts in Jackson park, the exposition site. The founding of a scientific institution of this character in Chicago was made possible by the gift of \$1,000,000 by Marshall Field, who on his death (Jan. 16, 1906) bequeathed the institution a further \$3,000,000, \$4,000,000 for the erection of a permanent building and \$4,000,000 for endowment. In addition \$500,000 has been donated by other individuals and there is an annual income from other sources than endowment of about \$25,000. The citizens of Chicago have confirmed legislative provision for the levy of a tax for the maintenance of the museum when a new building shall have been erected, which it is estimated will eventually produce approximately \$100,000 per annum.

The nucleus of the exhibition material was gathered by gift and purchase at the World's Columbian exposition. Most of this material, however, has since been rearranged, readapted or discarded. Several departments created at the organization have been abandoned, until, after the lapse of eleven years and the expenditure of over \$2,000,000, the museum is now divided into four departments—namely, anthropology, botany, geology and zoology. Many expeditions for the purpose of obtain-

ing study, exhibition and exchange material and data have been dispatched to all parts of North America and to different countries. The results of these expeditions, investigations and researches have been published by the museum from time to time, which publications have been distributed to kindred societies and institutions both at home and abroad. Two courses of free lectures are given annually. The museum has a working library of about 53,000 titles, an extensive exchange system, fully equipped departmental laboratories, a herbarium of 260,000 sheets, study collections in mammals and birds reaching many thousand specimens, a large two-story taxidermy section, a well-equipped printing shop, illustration studios and assaying and lapidary rooms. In North American ethnology, in the world's mineralogy, in economic botany the museum is particularly prominent, while its series of mounted mammal furnish examples of advanced museum methods. The present main building covers nine acres and is open to the public on all days except Christmas and Thanksgiving. An admission fee of 25 cents is charged except on Saturdays and Sundays, when admission is free to all. Students, scholars and teachers are admitted free on all days between 9 a. m. and 4 p. m.

The museum is incorporated under state law and the administrative control rests in a board of trustees with president, secretary, etc. The executive of the museum is the director, under whom there are four head curators with divisional assistant curators, preparators, etc. The entire museum records, the accessions system, the historical files, publications and supplies are in charge of a recorder.

LEARNED SOCIETIES IN CHICAGO.

American Library Association—Public library building; secretary, George B. Utley.

Chicago Academy of Sciences—Lincoln park; president, Thomas C. Chamberlain; secretary, Frank C. Baker.

Chicago Architectural Club—39 West Adams street; president, Edward F. Gillette; secretary, T. Ralph Ridley.

Chicago Astronomical Association—President, Elias Colbert; secretary, Charles H. Taylor, 4402 Greenwood avenue.

Chicago Bar Association—Library rooms, 134 Monroe street; president, Edgar B. Tolman; secretary, Farlin H. Ball.

Chicago Historical Society—Dearborn avenue and Ontario street; president, Thomas Dent; librarian, Caroline M. McIlvalne.

Chicago Library Club—President, Edward D. Tweedell, The John Crerar library; secretary, Harrie Edna Brooke, Newberry library.

Chicago Chapter of the Bibliographical Society of

America—President, J. Westfall Thompson, University of Chicago; secretary-treasurer, Robert J. Usher.

Chicago Literary Club—410 South Michigan avenue; president, William M. Payne; secretary, Frederick W. Gookin.

Chicago Numismatic Society—1622 Masonic Temple; president, Harry F. Williams; secretary, Ben G. Green, 1535 Masonic Temple.

Chicago Philatelic Society—President, P. M. Wolfleffer; secretary, H. A. Fowler, 69 West Washington street.

Fortnightly Club of Chicago—President, Mrs. Horace M. Kennedy; corresponding secretary, Mrs. Edwin F. Bayley, 4634 Greenwood avenue.

Geographic Society of Chicago—President, Dr. George S. Isham; secretary, Dr. Otis W. Caldwell.

Western Society of Engineers—1735 Monadnock block; president, O. P. Chamberlain; secretary, J. H. Warder.

THE CHICAGO ACADEMY OF SCIENCES.

In Lincoln park, opposite Center street.

President—Dr. Thomas C. Chamberlain.

Secretary—Dr. Wallace W. Atwood.

Curator—Frank C. Baker.

Trustees—La Verne W. Noyes, president; Charles F. Gunther, Charles A. Heath, Louis E. Ladin, Henry J. Furber, Charles Dickinson, Ira J. Geer, Charles S. Raddin, Henry Patten, F. L. Wilk, Frances Dickinson, Carroll H. Sudler, Eugene Garnett, T. C. Chamberlain (ex officio), Francis T. Simmons (ex officio).

The museum is open from 9 a. m. to 5 p. m. on

weekdays and from 1 to 5 p. m. on Sundays. There is no charge for admission. The academy is in co-operation with the public and private schools of the city in the promotion of nature study and scientific courses of instruction. Lecture courses, classroom instruction and laboratory work are given at the academy for the benefit of teachers, children and members. Field excursions are conducted during the fall and spring months and museum material is loaned to the schools.

EVANSTON HISTORICAL SOCIETY.

Incorporated November, 1898.

President—J. Seymour Currey.

Vice-President—Frank R. Grover.

Treasurer—Henry J. Wallingford.

Secretary—Merton J. Clay.

The Evanston Historical society has rooms in the Public Library building there. It has a library of 1,000 volumes, 1,000 pamphlets and a large amount of historical data.

BANKS AND BANK STATISTICS OF CHICAGO.

- Ashland Exchange and Savings—1610 West 63d street; capital, \$200,000; president, Isaac N. Powell; cashier, William A. Moulton.
- Austin State—South Park and South boulevard, Austin; capital, \$50,000; president, Charles S. Castle; cashier, Perley D. Castle.
- Bank of Montreal—108 South LaSalle; capital, \$14,400,000; manager Chicago branch, J. M. Greaata.
- Calumet National—9117 Commercial avenue, capital, \$100,000; president, John Cunnea; cashier, John J. Cunnea.
- Central Trust Company of Illinois—125 West Monroe street; capital, \$2,500,000; president, Charles G. Dawes; cashier, William R. Dawes.
- Chicago City—6225 Halsted; capital, \$500,000; president, Louis Rathje; cashier, E. H. Holtorf.
- Chicago Savings and Trust—Chicago Savings Bank building, State and Madison; capital, \$1,000,000; president, Lucius Teter; cashier, Houston Jones.
- Citizens' Trust and Savings—Garfield boulevard and State street; capital, \$50,000; president, Oliver F. Smith; cashier, A. H. Luken.
- Colonial Trust and Savings—137 South LaSalle; capital, \$500,000; president, L. C. Rose; cashier, R. C. Keller.
- Continental and Commercial National—72 West Adams street; capital, \$21,500,000; president, George M. Reynolds; cashier, N. R. Losch.
- Continental and Commercial Trust and Savings—Monroe and Clark; capital, \$3,000,000; president, George M. Reynolds; cashier, C. C. Willson.
- Cook County State Savings—608 Blue Island avenue; capital, \$50,000; president, Raymond Cardona.
- Corn Exchange—LaSalle and Adams; capital, \$3,000,000; president, Ernest A. Hamill; cashier, Frank W. Smith.
- Drexel State—2946 Cottage Grove avenue; capital, \$200,000; president, Myron B. Cottrell; cashier, M. J. Neal.
- Drovers' Deposit National—4201 Halsted; capital, \$600,000; president, Edward Tilden; cashier, George M. Benedict.
- Drovers' Trust and Savings—Union stockyards; capital, \$200,000; president, William C. Cummings; cashier, Murray S. Osttott.
- Edgewater—5545 Evanston avenue; capital, \$25,000; president, W. H. Talsley; cashier, O. S. Talsley.
- Englewood State—237 West 63d; capital, \$200,000; president, Louis C. Wagner; cashier, John R. Burgess.
- First National—Dearborn and Monroe; capital, \$10,000,000; president, James B. Forgan; cashier, C. N. Gillett.
- First National of Englewood—349 West 63d; capital, \$150,000; president, J. J. Nichols; cashier, V. E. Nichols.
- First Trust and Savings—Dearborn and Monroe; capital, \$2,500,000; president, J. B. Forgan; vice-president, E. K. Boisot.
- Foreman Bros. Banking Company—30 North LaSalle; capital, \$1,000,000; president, Edwin G. Foreman; cashier, George N. Neise.
- Fort Dearborn National—76 West Monroe; capital, \$2,000,000; president, William A. Tilden; cashier, H. R. Kent.
- Fort Dearborn Trust and Savings—76 West Monroe; capital, \$250,000; president, William A. Tilden; cashier, John E. Shea.
- Greenebaum Sons Bank and Trust Company—Clark and Randolph streets; capital, \$1,500,000; president, Moses E. Greenebaum; cashier, Walter J. Greenebaum.
- Guarantee Trust and Savings—835 West 63d; capital, \$200,000; president, William H. C. Stege; cashier, C. H. Dehning.
- Harris Trust and Savings—115 West Monroe; capital, \$1,250,000; president, N. W. Harris; cashier, John S. Broeksmid.
- *Hibernian Banking Association—Clark and Monroe; capital, \$1,500,000; president, David R. Lewis; cashier, John W. MacGeagh.
- Illinois Trust and Savings—LaSalle and Jackson; capital, \$5,000,000; president, John J. Mitchell; cashier, B. M. Chaffell.
- Kaspar State—1900 Blue Island avenue; capital, \$200,000; president, William Kaspar; cashier, Joseph Skyta.
- Kenwood Trust and Savings—Grand boulevard and 47th; capital, \$200,000; president, A. K. Brown; cashier, R. C. Kent.
- Lake View State—3160 North Clark street; capital, \$200,000; president, George W. McCabe; cashier, Joseph E. Olson.
- Lake View Trust and Savings—3211 North Ashland avenue; capital, \$200,000; president, Charles Johnson; cashier, Otto J. Gondolf.
- LaSalle Street National—209 South LaSalle; capital, \$1,000,000; president, William Lorimer; cashier, C. Claven.
- Live Stock Exchange National—Union stockyards; capital, \$1,250,000; president, W. A. Heath; cashier, G. F. Emery.
- Merchants' Loan and Trust—112 West Adams; capital, \$3,000,000; president, Orson Smith; cashier, J. G. Orchard.
- Michigan Avenue Trust—2218 Michigan avenue; capital, \$200,000; president, Landon C. Rose; cashier, T. A. Fitz Simmons.
- Mid-City Trust and Savings—Halsted and Madison; capital, \$500,000; president, William J. Rathje; cashier, Robert Forgan.
- Monroe National—Madison and LaSalle; capital, \$300,000; president, Edwin F. Brown; cashier, L. C. Woodworth.
- National City—Dearborn and Monroe; capital, \$2,000,000; president, David R. Forgan; cashier, L. H. Grimm.
- National Bank of the Republic—LaSalle and Monroe; capital, \$2,000,000; president, John A. Lynch; cashier, R. M. McKinney.
- National Produce—196 North Clark; capital, \$250,000; president, Edwin L. Wagner; cashier, R. N. Ballou.
- North Avenue State—North avenue and Larrabee; capital, \$200,000; president, L. C. Rose; cashier, C. E. Schick.
- North Side State Savings—808 North Clark street; capital, \$50,000; president, William R. Dawes; cashier, P. H. Weillbrenner.
- Northern Trust—LaSalle and Monroe; capital, \$1,500,000; president, Byron L. Smith; cashier, Thomas C. King.
- Northwest State—Milwaukee and North avenues; capital, \$200,000; president, Joseph R. Noel; cashier, Albert S. Boos.
- Northwestern Trust and Savings—1152 Milwaukee avenue; capital, \$200,000; president, J. F. Smulski; cashier, T. M. Hellnski.
- Old Colony Trust and Savings—37 West Van Buren street; capital, \$200,000; president, Thad H. Howe; cashier, Ralph C. Wilson.
- Pearsons-Taft Land Credit—181 LaSalle street; capital, \$200,000; president, Oren B. Taft; cashier, H. H. Mellin.
- People's Stockyards State—Ashland and 47th; capital, \$300,000; president, R. J. Schlesinger; cashier, H. C. Laycock.
- People's Trust and Savings—Michigan avenue and Adams; capital, \$500,000; president, Charles H. Bosworth; cashier, R. H. Griffin.
- Prairie State—641 Washington boulevard; capital, \$500,000; president, George Woodland; cashier, William B. Conklin.
- Pullman Trust and Savings—Pullman, Ill.; capital, \$500,000; president, Edward F. Bryant; cashier, Marcus A. Aurelius.
- Roseland State Savings—15500 Michigan avenue; capital, \$200,000; president, John S. Runnells; cashier, David J. Harris.
- Security—Milwaukee avenue and Carpenter; capital, \$300,000; president, E. A. Erickson; cashier, J. C. Hansen.
- South Chicago Savings—3017 East 92d; capital, \$200,000; president, Ralph Van Vechten; cashier, Warren W. Smith.
- South Side State—4259 Cottage Grove; capital, \$200,000; president, H. W. Mahan; cashier, William Harly.
- Standard Trust and Savings—29 South LaSalle street; capital, \$1,000,000; president, Charles S. Castle; cashier, James M. Miles.
- State Bank of Chicago—Washington and LaSalle; capital, \$1,500,000; president, L. A. Goddard; cashier, Henry S. Henschen.

State Bank of West Pullman—120th and Lowe; capital, \$25,000; president, C. D. Rounds; cashier, Harry Paul.

Stockmen's Trust and Savings—5425 South Halsted; capital, \$200,000; president, P. J. Harmon; cashier, D. M. Wood.

Stockyards Savings—4162 South Halsted; capital, \$250,000; president, C. N. Stanton; cashier, Edward E. Payne.

Union Bank of Chicago—25 North Dearborn street; capital, \$500,000; president, Charles E. Schlytern; cashier, G. Hallborn.

Union Trust—Dearborn and Madison; capital, \$1,200,000; president, F. H. Rawson; cashier, F. P. Schreiber.

Washington Park National—730 East 63d street; capital, \$100,000; president, Isaac N. Powell; cashier, A. E. Olson.

West Side Trust and Savings—Halsted and 12th; capital, \$200,000; president, B. S. Mayer; cashier, Charles O. Fetscher.

Western Trust and Savings—LaSalle and Adams; capital, \$1,250,000; president, Joseph E. Otis; cashier, Harry R. Moore.

Woodlawn—1208 East 63d; capital, \$200,000; president, William D. McKey; cashier, Fred C. Bell.

Chicago Clearing House Association—Northern Trust building, LaSalle and Monroe streets; president, L. A. Goddard; manager, W. D. C. Street.

*Stock of Hibernian Banking association owned by stockholders of the Continental and Commercial National bank.

CHICAGO BANK STATISTICS.

Sept. 1, 1911:

	Deposits.	Loans.	Surplus and undivided profits.
Cont'l & Com. Natl.	\$173,706,883	\$116,772,781	*\$15,196,377
First National.....	116,020,654	86,505,860	118,418,149
Illinois Trust.....	98,204,029	55,402,723	9,303,968
Corn Exchange.....	61,934,563	42,573,986	5,753,651
Merchants' Loan.....	59,874,565	36,043,893	6,328,809
First Trust.....	52,204,847	25,906,044	3,772,432
Northern Trust.....	32,159,551	14,600,417	2,616,070
National City.....	26,028,182	16,908,710	497,150
Hibernian Banking	26,065,982	21,291,563	1,119,812
State Bank of Chi.	25,287,446	19,226,129	2,021,600
Fort Dearborn.....	24,500,075	17,054,232	4,855,720
Nat. Bank of Rep.	22,648,433	17,806,276	1,301,620
Cont. & Com. Trust	22,034,994	10,857,655	881,739
Central Trust.....	19,329,159	12,543,068	994,955
Harris Trust.....	19,123,060	7,996,608	1,825,637
Union Trust.....	18,777,366	12,676,985	1,318,707
Live Stock Exch.	11,941,610	7,912,106	551,741
Foreman Bros.....	11,367,100	8,169,107	533,744
Western Trust.....	9,691,555	7,644,773	210,532
Drovers' Deposit.....	8,260,137	5,750,492	445,638
Prairie State.....	7,792,661	5,319,155	72,027
Colonial Trust.....	6,248,264	4,630,962	471,635
Chicago Savings.....	5,529,539	3,537,810	221,679
People's Trust.....	5,371,600	4,418,206	145,191
Metropolitan Trust.	4,790,262	4,066,321	260,412
Standard Trust.....	4,570,351	2,996,315	305,508
Pullman Trust.....	4,061,759	2,488,805	\$259,672
Kaspar State.....	4,050,134	3,124,900	119,464
West Side Trust.....	3,872,773	3,390,771	151,779
First of Englewood	3,380,708	1,904,990	\$191,247
Chicago City.....	3,186,293	2,368,824	266,453
Drovers' Trust.....	3,144,213	2,407,588	146,540
People's Stocky'ds.	3,114,542	2,648,625	134,783
Security.....	3,060,254	2,515,470	337,660
Stockyards Savings	3,017,658	2,098,532	208,885
Northwest'n Trust.	2,794,447	1,725,507	111,220
LaSalle St. Nat.	2,672,507	2,776,463	266,755
Drexel State.....	2,488,251	1,948,123	45,712
Greenebaum Sons.	2,413,616	2,115,756	79,709
National Produce.....	1,897,821	1,172,190	90,103
Monroe National.....	1,866,563	1,333,574	64,814
Kenwood Trust.....	1,644,665	1,626,566	\$68,443
Lake View Trust.....	1,627,617	1,452,327	54,438
Union Bank.....	1,603,120	1,123,638	136,300
Austin State.....	1,586,166	752,943	73,096
So. Chicago Sav'gs.	1,579,329	1,553,958	96,000
South Side State.....	1,520,131	1,291,750	13,065
North Av. State.....	1,444,616	1,304,187	70,365
Woodlawn Trust.....	1,288,944	1,182,487	72,458
Mid-City Trust.....	1,209,921	1,424,732	51,562
Ft. Dearb'n Trust.	1,190,061	573,503	1,682
Northwest State.....	1,134,030	814,373	33,712
Englewood State.....	1,077,790	763,974	49,904
North Side State.....	1,034,606	824,132	34,486

Banks with less than \$1,000,000 deposits report the following amounts held Sept. 2: Calumet National, \$930,970; Washington Park National, \$742,513; Ashland State, \$356,253; American State, \$620,407; Citizens' Trust and Savings, \$422,074; Douglas State, \$130,048; Guarantee Trust and Savings, \$502,714; Lake View State, \$210,423; Michigan Avenue Trust, \$708,218; Old Colony Trust and Savings, \$196,962; Roseland State Bank, \$632,340; Sheridan Trust and Savings, \$677,704; State Bank of West Pullman, \$315,453; Stockmen's Trust and Savings, \$859,629; Wendell State, \$826,709.

*Includes \$8,694,825 Continental and Commercial National's surplus and profits, \$3,881,740 capital and undivided profits of Continental and Commercial Trust and \$2,619,812 capital, surplus and undivided profits of Hibernian Banking association, which the national bank owns.

†Includes \$10,000,000 surplus and \$2,145,716 undivided profits of First National and \$2,500,000 capital and \$3,772,432 surplus and undivided profits of First Trust and Savings, which the national bank owns.

‡Includes \$604,038 surplus and profits of Fort Dearborn National and \$250,000 capital and \$1,682 profits of Fort Dearborn Trust and Savings.

§Figures of June 7 statement.

CHICAGO BANK CLEARINGS AND BALANCES.

Year.	Clearings.	Balances.
1899.....	\$6,612,313,611.00	\$646,147,807.07
1900.....	6,799,535,598.36	623,931,299.40
1901.....	7,756,372,455.31	690,044,179.78
1902.....	8,394,872,351.59	653,199,896.54
1903.....	8,755,553,649.93	675,022,539.58
1904.....	8,989,983,764.40	739,806,074.15
1905.....	10,191,765,732.59	779,110,938.92
1906.....	11,047,311,894.50	735,239,699.40
1907.....	12,087,647,870.08	727,408,863.87
1908.....	11,853,514,943.56	894,571,514.21
1909.....	13,781,843,612.86	993,499,307.49
1910.....	13,939,689,984.43	833,614,902.06

CLEARINGS OF 1910 AND 1911 BY MONTHS.

	1910.	1911.
January.....	\$1,160,916,011	\$1,146,337,651
February.....	1,060,330,675	971,708,774
March.....	1,341,212,040	1,287,760,102
April.....	1,229,975,961	1,122,395,339
May.....	1,155,717,190	1,194,672,572
June.....	1,182,174,124	1,169,821,161
July.....	1,141,550,827	1,165,436,110
August.....	1,077,147,384	1,113,115,464
September.....	1,080,841,543	1,140,266,067
October.....	1,163,264,457	1,202,760,061
November.....	1,145,087,608
December.....	1,201,472,159
Total.....	13,939,689,984

CHICAGO ACADEMY OF FINE ARTS.

81 East Madison street.

President—Carl N. Wertz.
Vice-President—M. M. Newman.
Secretary—E. M. Ashcraft, Jr.

The Chicago Academy of Fine Arts was founded in October, 1902. Its object is to popularize art and art education through the more practical channels of illustration, cartooning, commercial illustration, design, normal art training, crafts, miniature, etc. It was the first school to teach commercial art, craftwork, miniature and cartooning in exclusive classes; also the first school to give its students training in business ethics and selling systems. The average attendance is 700 pupils per year, with twenty instructors, the faculty including some of the best known local artists. There are day and evening classes and the rates of tuition are as follows:

Afternoons only, \$26 for three months.
Mornings only, \$26 for three months.
All day classes, \$110 per season of ten months.
Evening classes, \$23 for ten months, three nights weekly.
Sunday class, \$23 for ten months.
Saturday classes, for school teachers, children and others, \$5 for three months.
All classes limited.

ELEVATED RAILROAD STATIONS.

ON THE "LOOP."

Wabash and Adams, Wabash and Madison, Wabash and Randolph, Lake and State, Lake and Clark, 5th avenue and Randolph, 5th avenue and Madison, 5th avenue and Quincy, Van Buren and LaSalle, Van Buren and Dearborn and Van Buren and State.

CHICAGO & OAK PARK LINE.

Route: West on Lake street to Central avenue and west on South boulevard to Wisconsin avenue, Oak Park.

Stations: Clinton, Halsted, Morgan, Ann, Sheldon, Ashland, Wood, Robey, Oakley, Campbell, California, Sacramento, Kedzie, Homan, Hamlin, 40th avenue, 44th avenue, 48th avenue, 52d avenue, Central, Prairie, Austin avenue, Lombard, 64th avenue, Oak Park avenue, Wisconsin avenue.

METROPOLITAN ROAD.

GARFIELD PARK LINE.

Route: West from Franklin and Van Buren streets to South 52d avenue.

Stations: Franklin, Canal, Halsted, Center, Ladin, Marshfield, Ogden, Hoyne, Western, California, Sacramento, Kedzie, St. Louis, Garfield, 40th avenue, 42d court, 45th avenue, 48th avenue, 52d avenue, Central avenue, Austin avenue, Lombard avenue, Gunderson avenue, Oak Park avenue, Home avenue, Harlem avenue, Hannah street, Des Plaines avenue.

DOUGLAS PARK LINE.

Route: South from Marshfield avenue station to West 21st street and west to South 40th avenue.

Stations: Polk, 12th street, 14th place, 18th street, Wood, Hoyne, Western, California, Douglas Park, Kedzie, Homan, Clifton Park, Lawndale, South 40th avenue, South 43d avenue, South 46th avenue, South 50th avenue, South 52d avenue.

HUMBOLDT PARK LINE.

Route: Northwest from Marshfield avenue station to Robey street, thence west to Lawndale avenue.

Stations: Madison, Lake, Grand, Chicago, Division, Robey, Western, California, Humboldt, Kedzie, Ballou, Lawndale.

LOGAN SQUARE LINE.

Route: Same as Humboldt park line to Robey street and North avenue; thence northwest to Logan square.

Stations beyond Robey: Western, California, Sacramento, Logan square.

Note—Trains on all the Metropolitan elevated lines run around the "loop" and stop at the stations between Franklin and Marshfield except that during the rush hours in the morning and evening some of them run through from Halsted to Marshfield without stopping at the intermediate stations. Trains also run west from terminal station in 5th avenue near Van Buren street.

NORTHWESTERN LINE.

Route: North from 5th avenue and Lake street to North avenue, west to Sheffield and north to Central avenue, Evanston.

Stations: Kinzie, Chicago, Oak, Division, Schiller, Sedgwick and North avenue, Larrabee, Halsted, Willow, Center, Webster, Fullerton, Wrightwood, Diversey, Wellington, Belmont, Clark and Roscoe, Addison, Grace, Sheridan and Graefland, Buena Park, Wilson, Argyle, Edgewater (Bryn Mawr), North Edgewater, Hayes avenue, Rogers Park (Farwell), Birchwood, Howard avenue, Calvary, Main street, Dempster street, Davis street, Noyes street and Central avenue, Evanston. Trains also arrive at and depart from station at North Clark and Kinzie streets.

Express trains stop at Kinzie, Chicago, Fullerton, Belmont, Sheridan road and Wilson avenue.

RAVENSWOOD BRANCH.

Route: West from Clark and Roscoe streets to west side of Chicago & Northwestern tracks, north to Leland avenue and west to Kimball avenue.

Stations: Southport, Paulina, Addison, Irving Park boulevard, Montrose, Wilson, Robey, Western, Rockwell, Francisco, Kedzie.

SOUTH SIDE (ALLEY L) LINE.

Route: South from Van Buren street and Wabash avenue to 40th street, east to alley between Prairie avenue and Grand boulevard, south to 63d street and east to Stony Island avenue.

Stations: Congress, old Congress, 12th street, 18th street, 22d street, 26th street, 29th street, 31st street, 33d street, 35th street, 39th street, Indiana avenue, 43d street, 47th street, 51st street, 55th street, 58th street, 61st street, South Park, Cottage Grove, Lexington, Madison, Stony Island.

INGLEWOOD BRANCH.

Route: West from Prairie avenue and 58th street to Wentworth avenue, south to 63d street and west to Loomis street.

Stations: State and 59th, Wentworth and 59th, Princeton and 61st, Harvard and 63d, Parnell and 63d, Halsted and 63d, Centre avenue and 63d, Loomis street and 63d.

NORMAL PARK BRANCH.

Route: South from 63d street and Stewart avenue to 67th street, west to Normal avenue and south to 69th street.

Stations: 65th street and Stewart avenue, 67th and Stewart, 69th and Normal avenue.

KENWOOD BRANCH.

Route: East from 40th street and Calumet avenue to Oakenwald avenue and 42d street.

Stations: Grand boulevard and 40th street, Vincennes avenue and 40th, Cottage Grove avenue and 41st, Drexel boulevard and 41st, Ellis avenue and 41st, Lake avenue and 41st street, 42d street and Oakenwald avenue.

STOCKYARDS BRANCH.

Route: West from Indiana avenue and 40th street to the stockyards.

Stations: Indiana avenue, Wallace street, Halsted street, Exchange station, Morris station, Swift station, Packers' station, Armour station.

CHICAGO REAL-ESTATE TRANSFERS.

Year.	No. sales.	Consi- deration.	Year.	No. sales.	Consi- deration.
1894....	16,606	\$99,277,445	1903....	19,880	\$107,680,304
1895....	15,802	114,597,724	1904....	24,450	102,870,570
1896....	14,022	91,022,602	1905....	28,940	139,601,896
1897....	13,924	101,195,313	1906....	31,562	141,342,020
1898....	13,358	93,100,276	1907....	26,380	131,982,811
1899....	14,336	108,210,111	1908....	29,321	133,325,630
1900....	14,356	87,917,998	1909....	32,821	140,908,512
1901....	15,871	100,664,279	1910....	30,058	155,464,768
1902....	18,063	111,441,112	1911*..	31,479	128,997,591

*First ten months.

TORRENS SYSTEM.

TRANSFERS.

Year.	Num-ber.	Consi-deration.	Year.	Num-ber.	Consi-deration.
1911*.....	1,659	\$2,719,150	1905.....	748	\$1,254,049
1910.....	1,789	3,295,850	1904.....	445	1,142,410
1909.....	1,253	2,186,587	1903.....	309	741,039
1908.....	1,006	1,683,337	1902.....	165	384,850
1907.....	976	1,267,406	1901.....	55	198,170
1906.....	988	1,607,189	1900.....	48	96,860

*First ten months.

STREET LIGHTING IN CHICAGO.

Number of lights of specified kinds used in 1907, 1908, 1909 and 1910.

Light.	1907.	1908.	1909.	1910.
Gas.....	22,735	21,798	18,313	17,416
Gasoline.....	6,729	7,088	6,806	7,319
Elect. (by city)	7,647	8,602	11,592	12,366
Elect. (rented)	800	678	810	893

Tot. operated 37,911 38,166 37,521 37,994
 Total cost....\$1,031,549 \$1,018,573 \$1,034,822 \$1,043,401
 In 1910 the cost of operating the various kinds of light was as follows: Gas, \$303,843.21; gasoline, \$183,546.06; rented electric lights, \$67,395.02; municipal electric lights, \$466,714.12. The cost of maintaining each arc light operated from a municipal plant was \$38.16; cost per light for rented arc lights, \$76.

NOTABLE BUILDINGS IN CHICAGO.

Name, location, height in stories, height in feet and approximate cost given in order.

- Adams Express—115 South Dearborn street; 10; 140; \$450,000.
- American Trust and Savings Bank—Clark and Monroe streets; 18; 272; \$1,000,000.
- Art Institute—Michigan avenue and Adams street; 3; 75; \$600,000.
- Ashland—Clark and Randolph streets; 16; 200; \$1,500,000.
- Auditorium—Michigan avenue and Congress street; 11; 146 (to top of tower, 270); \$3,200,000.
- Auditorium Annex—Michigan avenue and Congress street; 11; 152; \$1,000,000.
- Auditorium Annex No. 2—528 South Michigan avenue; 13; 180; \$750,000.
- Bedford—Adams and Dearborn streets; 14; 188; \$475,000.
- Blackstone Hotel—Michigan avenue and Hubbard court; 20; 220; \$1,500,000.
- Board of Trade—Jackson boulevard and LaSalle street; 9; 135; \$1,800,000.
- Borland—Monroe and LaSalle streets; 17; 239; \$630,000.
- Born—342-344 5th avenue; 12; 165; \$300,000.
- Born—533 South Franklin street; 10; 165; \$500,000.
- Boston Store—State street and Calhoun place; 12; 195; \$1,500,000; addition, 17; 260; \$1,000,000.
- Boyce—30 North Dearborn street; 12; 155; \$250,000.
- Brevort House—120 West Madison street; 12; 175; \$500,000.
- Brooks—315 Franklin street; 10; 142; \$330,000.
- Burlington—Jackson boulevard and Clinton street; 21; 260; \$1,500,000.
- Cable—307 South Wabash avenue; 10; 140; \$350,000.
- Carson, Pirie, Scott & Co.—State and Madison streets; 12; 168; \$1,350,000.
- Caxton—506 South Dearborn street; 12; 150; \$270,000.
- Central Trust Bank—117 West Monroe street; 3; 75; \$250,000.
- Chamber of Commerce—LaSalle and Washington streets; 13; 190; \$1,000,000.
- Champlain—State and Madison streets; 15; 197; \$300,000.
- Chicago Athletic Association—12 South Michigan avenue; 10; 165; \$600,000.
- Chicago Athletic Association Addition—71 East Madison street; 13; 214; \$500,000.
- Chicago Opera House—Clark and Washington streets; 10; 130; \$600,000.
- Chicago Savings Bank—State and Madison streets; 14; 196; \$750,000.
- Chicago Title and Trust—69 West Washington street; 16; 210; \$600,000.
- Church—32 South Wabash avenue; 12; 150; \$300,000.
- City Hall—LaSalle street, between Randolph and Washington streets; 12; 247; \$5,000,000.
- City Hall Square—119-121 North Clark street; 20; 250; \$1,500,000.
- Columbia—Clark, near Madison; 11; 125; \$500,000.
- Columbus Memorial—State and Washington streets; 14; 251; \$800,000.
- Commercial National Bank—Clark and Adams streets; 18; 274; \$3,800,000.
- Congress Hotel—See Auditorium annex.
- Continental—206 S. LaSalle street; 10; 135; \$300,000.
- Continental and Commercial National Bank—5th avenue and Adams; 20; 260; \$4,500,000.
- Cook County Courthouse—Clark street, between Randolph and Washington streets; 12; 247; \$5,000,000.
- Corn Exchange National Bank—LaSalle and Adams streets; 16; 189; \$1,000,000.
- Counselman—LaSalle street and Jackson boulevard; 9; 145; \$325,000.
- Dexter—35 West Adams street; 8; 140; \$150,000.
- Dry Goods Reporter—Market and Quincy streets; 12; 150; \$130,000.
- Ellsworth—537 S. Dearborn street; 14; 170; \$300,000.
- Fair—State and Adams streets; 11; 165; \$1,500,000.
- Farwell Trust—226 South LaSalle street; 12; 165; \$275,000.
- Federal Building—See postoffice.
- Federal Life—166 North Michigan avenue; 12; 175; \$400,000.
- Field, Marshall (retail)—State street, between Randolph and Washington streets; 12; 225; \$6,000,000.
- Field, Marshall (wholesale)—Adams street and 5th avenue; 8; 130; \$2,000,000.
- Field Warehouse—West Polk and Ellsworth streets; 13; 160; \$500,000.
- Fine Arts—410 South Michigan avenue; 10; 150; \$750,000.
- First National Bank—Dearborn and Monroe streets; 17; 257; \$3,000,000.
- Fisher—Dearborn and Van Buren streets; 20; 274; \$965,000.
- Fort Dearborn—Clark and Monroe streets; 12; 150; \$400,000.
- Gaff—230 South LaSalle street; 9; 145; \$275,000.
- Gage—18 South Michigan avenue; 12; 163; \$500,000.
- Grand Central Station—Harrison street and 5th avenue; 7; 212½ (to top of tower); \$1,000,000.
- Great Northern Hotel—Dearborn street and Jackson boulevard; 17; 176; \$900,000.
- Gore's Hotel—324 South Clark street; 9; 110; \$200,000.
- Harris Trust and Savings Bank—111 West Monroe street; 21; 260; \$2,500,000.
- Hamilton Club—10 South Dearborn street; 10; 150; \$250,000.
- Hart, Schaffner & Marx—Franklin and Monroe streets; 12; 190; \$1,000,000.
- Hartford—Madison and Dearborn streets; 14; 165; \$1,000,000.
- Harvester—Michigan avenue and Harrison street; 15; 212; \$1,000,000.
- Helsen—Dearborn and Harrison streets; 22; 260; \$2,000,000.
- Heyworth—Madison street and Wabash avenue; 18; 286; \$1,500,000.
- Hibbard, Spencer, Bartlett & Co.—South Water and State streets; 10; 135; \$1,000,000.
- Hirsh, Wickwire & Co.—337 South Franklin street; 10; 114; \$500,000.
- Home Insurance—LaSalle and Adams streets; 12; 156; \$800,000.
- Hunter—Madison and Market streets; 12; 148; \$500,000.
- Illinois Athletic Club—112 South Michigan avenue; 12; 200; \$500,000.
- Illinois Central Station—Park row, near Michigan avenue; 13; 225 (to top of tower); \$1,000,000.
- Illinois Trust and Savings Bank—LaSalle street and Jackson boulevard; 2; 53; \$300,000.
- Insurance Exchange—Jackson boulevard and 5th avenue; 22; 260; \$4,000,000.
- Isabella—21 East Van Buren street; 10; 166; \$200,000.
- Karpen—Michigan avenue and Eldredge place; 12; 200; \$1,400,000.
- Kent—Franklin and Congress streets; 10; 140; \$500,000.
- Kesner—Madison street and Wabash avenue; 17; 226; \$850,000.
- Kling Bros. & Co.—411 South 5th avenue; 10; 150; \$250,000.
- Kohn—425 South Franklin street; 10; 150; \$300,000.
- Kuppenheimer—415 South Franklin street; 10; 150; \$350,000.
- Lakota—Michigan avenue and 30th street; 10; 140; \$750,000.
- LaSalle Hotel—LaSalle and Madison streets; 23; 260; \$3,500,000.
- LaSalle Street Station—Van Buren and LaSalle streets; 14; 192; \$2,500,000.
- Lees—19 South 5th avenue; 14; 165; \$400,000.
- Lexington Hotel—Michigan avenue and 22d street; 10; 130; \$750,000.
- Ludington—1104 S. Wabash avenue; 8; 112; \$275,000.
- Majestic Theater—22 West Monroe street; 20; 240; \$1,000,000.
- Mallers—Wabash avenue and Madison street; 21; 260; \$1,500,000.
- Mallers—226 South LaSalle street; 12; 175; \$275,000.
- Mallers—Market and Quincy streets; 10; 150; \$200,000.
- Mandel—Wabash avenue and Madison street; 12; 170; \$1,500,000; new building, 15; 226; \$2,000,000.
- Manhattan—431 S. Dearborn street; 16; 208; \$700,000.
- Marquette—Dearborn and Adams streets; 16; 229; \$1,000,000.
- Masonic Temple—State and Randolph streets; 21; 354 (to observation platform); \$3,000,000.
- Medinah Temple—5th avenue and Jackson boulevard; 12; 190; \$500,000.
- Mentor—State and Monroe streets; 16; 192; \$500,000.
- Merchants' Loan and Trust Bank—Clark and Adams streets; 12; 157; \$1,000,000.

Moundnock—Dearborn and Van Buren streets; 16; 194; \$2,000,000.
 Monon—440 South Dearborn street; 12; 160; \$285,000.
 Monroe—Michigan avenue and Monroe street; 14; 200; \$1,500,000.
 Montgomery Ward—Michigan avenue and Madison street; 25; 394 (to top of tower); \$1,500,000.
 Municipal Court—116 South Michigan avenue; 12; 174; \$250,000.
 McClurg—218 South Wabash avenue; 9; 125; \$200,000.
 McCormick—Michigan avenue and Van Buren street; 20; 260; \$1,000,000; addition, 20; 260; \$1,500,000.
 McNeill—321 W. Jackson boulevard; 10; 140; \$250,000.
 National Life—29 South LaSalle street; 12; 160; \$1,200,000.
 Newberry Library—Clark street and Walton place; 5; 70; \$850,000.
 New York Life—LaSalle and Monroe streets; 14; 166; \$1,000,000.
 North American—State and Monroe streets; 20; 260; \$1,800,000.
 Northern Trust Bank—LaSalle and Monroe streets; 4; 74; \$500,000.
 Northwestern Railway (office)—226 West Jackson boulevard; 14; 212; \$2,000,000.
 Northwestern Railway (terminal station)—West Madison and Canal streets; 3; 116; \$20,000,000 (including site).
 Old Colony—Dearborn and Van Buren streets; 16; 203; \$900,000.
 Orchestra Hall—216 South Michigan avenue; 8; 110; \$900,000.
 Otis—Madison and LaSalle streets; 18; 250; \$1,500,000.
 Palmer—367 West Adams street; 10; 140; \$450,000.
 Palmer House—State and Monroe streets; 9; 100; \$3,500,000.
 Patten—Harrison and Sherman streets; 12; 168; \$450,000.
 People's Gas—Michigan avenue and Adams street; 20; 260; \$3,000,000.
 Pacific—Dearborn and Harrison streets; 14; 170; \$350,000.
 Pope—633 Plymouth court; 12; 160; \$290,000.
 Post—167 Washington street; 11; 154; \$225,000.
 Postal Telegraph—137-153 Van Buren street; 11; 150; \$800,000.
 Postoffice—Adams and Clark streets; 8; 300 (to top of dome); \$4,000,000.
 Powers—Wabash avenue and Monroe street; 13; 160; \$400,000.
 Printers—Polk and Sherman streets; 8; 120; \$400,000.
 Public Library—Michigan avenue, between Randolph and Washington streets; 3; 95; \$1,200,000.
 Pullman—Adams street and Michigan avenue; 9; 125; \$800,000.
 Railway Exchange—Michigan avenue and Jackson boulevard; 17; 220; \$1,600,000.
 Rand-McNally—157 West Adams street; 10; 142; \$1,000,000.
 Record-Herald—163 West Washington street; 7; 124; \$50,000.
 Rector—Clark and Monroe streets; 13; 175; \$700,000.

Reliance—State and Washington streets; 16; 200; \$500,000.
 Republic—State and Adams streets; 19; 260; \$1,100,000.
 Riato—140 West Van Buren street; 9; 144; \$700,000.
 Rookery—LaSalle and Adams streets; 11; 165; \$1,500,000.
 Rothschild—304 South State street; 8; 138; \$250,000.
 Royal Insurance—160 West Jackson boulevard; 13; 185; \$800,000.
 Schiller—64 West Randolph street; 16; 211; \$750,000.
 Security—Madison street and 5th avenue; 14; 147; \$450,000.
 Sherman House—Clark and Randolph streets; 14; 200; \$2,500,000.
 Siegel, Cooper & Co.—State and Van Buren streets; 8; 123; \$1,250,000.
 Silversmiths—10 S. Wabash avenue; 10; 135; \$250,000.
 Spitz & Schoenberg—529 South Franklin street; 10; 150; \$250,000.
 Star—538 South Dearborn street; 12; 150; \$250,000.
 Steger—Wabash avenue and Jackson boulevard; 20; 250; \$800,000.
 Steinway—64 East Van Buren street; 11; 188; \$280,000.
 Stewart—State and Washington streets; 12; 145; \$800,000.
 Stock Exchange—LaSalle and Washington streets; 13; 173; \$1,250,000.
 Straus—Clark and Madison streets; 10; 141; \$250,000.
 Studebaker—629 S. Wabash avenue; 10; 135; \$500,000.
 Tacoma—Madison and LaSalle streets; 13; 165; \$500,000.
 Telephone—Washington, between 5th avenue and Market street; 20; 260; \$2,500,000.
 Temple—LaSalle and Monroe streets; 12; 185; \$1,000,000.
 Temple Court—219 South Dearborn street; 9; 100; \$300,000.
 Teutonic—Washington street and 5th avenue; 10; 130; \$500,000.
 Theodore Thomas Hall—See Orchestra hall.
 Tribune—Dearborn and Madison streets; 17; 244; \$1,500,000.
 Trude—Wabash avenue and Randolph street; 14; 190; \$500,000.
 Unity—127 North Dearborn street; 16; 208; \$500,000.
 University Club—Michigan avenue and Monroe street; 9; 130; \$1,150,000.
 Van Buren—Van Buren street and 5th avenue; 10; 130; \$250,000.
 Venetian—15 E. Washington street; 13; 181; \$350,000.
 Virginia—Ohio and Rush streets; 10; 150; \$500,000.
 Vogue—286-290 South 5th avenue; 10; 150; \$200,000.
 Webster—127 South Market street; 10; 150; \$150,000.
 Western Methodist Book Concern—14 West Washington street; 11; 133½; \$250,000.
 Western Union—111 West Jackson boulevard; 13; 176; \$700,000.
 Williams—205 West Monroe street; 10; 140; \$200,000.
 Wilson—528 South 5th avenue; 10; 150; \$500,000.
 Y. M. C. A.—19 S. LaSalle street; 13; 225; \$800,000.
 The limit of height under a building ordinance passed Feb. 6, 1911, is 200 feet.

CITY ATTORNEYS SINCE 1837.

N. B. Judd.....	1837-1839	John C. Miller.....	1857	George F. Sugg.....	1889-1891
Samuel L. Smith.....	1839	Elliott Anthony.....	1858	Jacob J. Kern.....	1891-1893
Mark Skinner.....	1840	George F. Crocker.....	1859	George A. Trude.....	1893-1895
George Manierre.....	1841, 1843	John Lyle King.....	1860	Roy O. West.....	1895-1897
Henry Brown.....	1842	Ira W. Buell.....	1861	Miles J. Devine.....	1897-1899
Henry W. Clarke.....	1844-1845	George A. Meech.....	1862	Andrew J. Ryan.....	1899-1902
Charles H. Larrabee.....	1846	Francis Adams.....	1863-1864	John E. Owens.....	1902-1903
Patrick Ballingall.....	1847, 1854	Daniel D. Driscoll.....	1865-1866	John F. Smulski.....	1903-1905
Giles Spring.....	1848	Hasbrouck Davis.....	1867-1869	Frank D. Ayers.....	1905-1907
O. R. W. Lull.....	1849	Israel N. Stiles.....	1869-1873	John R. Caverly.....	1908-1910
Henry H. Clark.....	1850-1851	Egbert Jamleson.....	1873-1875	Nicholas L. Plotrowsky.....	1911-
Arno Voss.....	1852-1853	R. S. Tutthill.....	1876-1878		
J. A. Thompson.....	1855	Julius S. Grinnell.....	1879-1885		
J. L. Marsh.....	1856	Hempstead Washburne.....	1885-1889		

The city attorneyship became an appointive office in 1905.

TUNNELS UNDER THE CHICAGO RIVER.

Washington Street—Bullt, 1867-1869; length, 1,605 feet; cost, \$517,000.
 LaSalle Street—Bullt, 1869-1871; length, 1,890 feet; cost, \$566,000.

Van Buren Street—Bullt, 1891-1892; length, 1,514 feet; cost, \$1,000,000.

All used for street-railway purposes. The figures are for the original tunnels, all of which were built in 1909-1911.

CHICAGO POSTOFFICE.

Entrances on Adams, Clark and Dearborn streets; telephone Harrison 4700; private exchange, all departments.
 Postmaster—Daniel A. Campbell; room 353, south wing.
 Secretary to Postmaster—John T. McGrath, room 353, south wing.
 Assistant Postmaster—John M. Hubbard; room 357, south wing.
 Auditor—John Matter; room 362, south wing.
 Superintendent of Mails—Frank H. Galbraith; room 351, south wing.
 Superintendent of Delivery—L. T. Stewart; room 373, west wing.
 Superintendent of Registry Division—Perry H. Smith, Jr.; room 102, Adams street lobby.
 Superintendent of Money-Order Division—Joseph B. Schlossman; room 403, north wing.
 Superintendent of Inquiry Division—D. J. Foster, Adams street lobby.
 Superintendent Second-Class Matter—Paul Hull; room 402, north wing.
 Superintendent of Bureau of Printing and Supplies—James N. Brady; entrance from Dearborn street.
 Cashier—Theron W. Bean; room 125, Dearborn street lobby.
 Draftsman—M. L. Kirchman; room 379, west wing.
 Secretary Civil-Service Board—Peter Newton, 13th floor.
 Inspector in Charge—James E. Stuart; room 334, east wing.
 Superintendent 6th Division, Railway Mail Service—E. L. West; room 303, north wing.

CARRIER STATIONS AND SUPERINTENDENTS.

Armour—3017 Indiana avenue; Henry Welch, Jr.
 Auburn Park—612 West 79th street; Eben J. Beach.
 Austin—5658-5660 West Lake street; Howard Robertson.
 C—1247-1249 West Madison street; George Berz.
 Canal—Washington street, between Clinton and Canal; Robert T. Howard.
 Carpenter Street—741 and 745 North Carpenter street; Frank A. Kwasigroch.
 Chicago Lawn—3510 West 63d street; Martin McVeagh.
 Cragin—4207 Armitage avenue; Peter J. O'Connor.
 D—2108-2110 West Madison street; John Day.
 Dauphin Park—9033 Cottage Grove avenue; Frederick W. Dayton.
 Douglas Park—1205-1207 South Western avenue; Albert P. Treleaven.
 Dunning—6443 West Irving Park boulevard; Milton M. Potter.
 Eastside—9909 Ewing avenue; Walter G. Seborg.
 Edgewater—5501-5503 Evanston avenue; Michael J. Keigher.
 Elsdon—3435 West 51st street; Leonard Withall.
 Englewood—449 West 63d street; John E. Vreeland.
 Fifty-First Street—5052 and 5054 Halsted street; Frederick A. Bosworth.
 Garfield Park—3907-3909 West Madison street; David J. Geary.
 Grand Crossing—7462 South Chicago avenue; Henry Z. Eaton.
 Hawthorne Station—3647-3649 Ogden avenue; Edward O'Connell.
 Hegewisch—13305 Erie avenue; Frank Lonn.
 Hyde Park—1448-1450 East 55th street; Wilbur E. Crumbacker.
 Irving Park—4218 West Irving Park boulevard; John T. McCormick.
 Jackson Park—1113-1115 East 63d street; William Arens.
 Jefferson—4811 Milwaukee avenue; Ernest William Kinzie.
 Kinzie—323 Kinzie street; William S. Snorf.
 Lake View—929-931 Belmont avenue; W. S. Hussander.
 Lincoln Park—1545-1548 North Clark street; William R. Rennacker.
 Logan Square—2311-2313 Milwaukee avenue; James Stott.
 M—40th street and Cottage Grove avenue; James N. McArthur.
 McKinley Park—3475 and 3477 Archer avenue; Henry Blattner.
 Mont Clare—2314-2316 North 70th avenue; —, —,

North Halsted—2454-2458 North Halsted street; William J. Becklenberg.
 Norwood Park—6040 Avondale avenue; Stanley C. de Long.
 Ogden Park Station—1714 and 1716 West 63d street; Albert L. Anderson.
 Pilsen—1507-1509 West 18th street; Joseph H. Richak.
 Pullman—4 Arcade building; Gustav A. Ernst.
 Ravenwood—4202 West Ravenswood Park; Redmond P. Hogan.
 Riverdale—13565 Indiana avenue; Jeremiah F. Collins.
 Rogers Park—7001 North Clark street; George Bartlett.
 South Chicago—9210 Commercial avenue; Patrick T. O'Sullivan.
 Stockyards—4193 Halsted street; Henry C. Smale.
 Twentieth Street Station—1927 Indiana avenue; Thomas A. Kenny.
 Washington Heights—1260 West 103d street; William D. Giesman.
 West Pullman—12005 Halsted street; Harry H. Van Evra.
 Wicker Park—1633-1645 Milwaukee avenue; C. W. Worthington.

STATIONS WITHOUT CARRIERS.

Masonic Temple—159 North State street; Laurence J. P. White.
 South Water—207 North LaSalle street; H. H. Henshaw.
 Stock Exchange—30 North LaSalle street; Cassius C. Roberts.
 Bush Teraple—112 West Chicago avenue; William L. Blood.

In addition to the above there are 277 numbered stations served from the carrier stations and each with a clerk in charge.

There are 3,417 clerks in the general postoffice and stations and 1,931 carriers, including collectors.

COLLECTIONS AND DELIVERIES.

In the downtown district there are twenty-six collections of mail matter between 7 a. m. and 11 p. m.; in the outlying districts there are from four to twelve collections. Mail is delivered six times a day in the business district and three times in the outlying districts.

Special delivery letters are delivered in the central postoffice district between 7 a. m. and 11 p. m. and from stations within their respective districts (station U excepted) between 7 a. m. and 6 p. m. Special delivery mail received in special delivery section which can reach the point of delivery up to approximately 11 p. m. daily will be given service throughout the city.

In the district bounded by the Chicago river on the north and west, and on the south by 12th street, hotels, clubs, newspapers, telegraph offices and undertakers have all-night service.

POSTAL RECEIPTS.

Fiscal year 1911.

Stamps	\$16,011,706.74
Postal cards.....	824,980.00
Envelopes.....	1,238,360.05
Second-class postage.....	900,151.98
Third and fourth class postage.....	684,815.56
Postage due.....	100,207.00
Box rent, waste paper, etc.....	21,219.41

\$19,781,440.74

Increase over 1910, \$1,715,515.11, or 9½ per cent.

REGISTRY DIVISION.

Fiscal year 1911.

Letters registered with fee prepaid.....	1,303,760
Parcels registered with fee prepaid.....	800,137
Registered letters received for delivery.....	2,349,466
Registered parcels received for delivery.....	472,918
Official prepaid.....	11,183
Distribution—Re-registered free, foreign and domestic returned and forwarded, missent and dead letters.....	296,975
Registered packages received in transit.....	25,247
Registered package jackets and sack jackets received and opened.....	113,942

Registered package jackets and sack jackets made up and dispatched.....	21,970
Through registered pouches and inner sacks received.....	112,090
Through registered pouches and inner sacks made up and dispatched.....	101,870
Official letters and parcels registered free..	128,109

Total number registered articles handled...5,737,679
 Increase in 1911 over 1910, 304,295 pieces, or 5.6 per cent.

MONEY-ORDER BUSINESS (MAIN OFFICE).
 Fiscal year 1911.

Domestic orders paid (16,284,377), \$95,515,065.68.
International orders paid (38,465), \$913,763.83.
Domestic orders issued (155,950), \$1,982,712.86.
International orders issued (35,379), \$786,733.27.
Total fees (domestic), \$11,988.57.
Total fees (international), \$8,762.19.
Certificates of deposit issued (155,234), \$136,954,788.07.
Transferred to credit postmaster-general, \$48,340,000.00.
Transferred to stations account, \$159,250.00.
Auditor's circular, \$1,580.15.
Total transactions, 17,214,045.
Total amount, \$289,822,844.92.
Increase in transactions, 2,148,172, or 14.25 per cent.
Increase in amount, \$21,375,468.60, or 7.9-10 per cent.

STATIONS.
 Number of domestic orders issued, 1,076,628.
 Amount received for domestic orders (including fees), \$9,763,714.90.
 Increase in transactions (domestic), 5.50 per cent.
 Increase in amount (domestic), 4.07 per cent.

Number of international orders issued, 235,001.
 Amount received for international orders (including fees), \$5,539,012.85.
 Increase in transactions (international), 6.94 per cent.
 Increase in amount (international), 11.50 per cent.

DELIVERY DIVISION.

Amount of mail matter of all classes received for delivery during the fiscal year ended June 30, 1911:
 Mail letters, 273,350,337.
 Local letters, 223,650,276.
 Mail letters received at stations, 117,150,144.
 Local letters received at stations, 95,850,118.
 Total number of letters, 710,060,875.
 Newspapers, circulars, etc., 186,346,418.
 Grand total of all classes of matter received for delivery, 846,347,293.

MAILING DIVISION.

Mails handled in the mailing division during the fiscal year ended June 30, 1911:

	Pounds.	Pieces.
Letters	22,592,058	961,826,720
Special delivery	25,347	633,883
Nixies*	462,714	11,567,868
Second class	90,017,219	360,068,876
Third and fourth class	71,290,876	284,803,504
Total	184,298,214	1,618,900,651
Increase	16,401,575	99,651,876
Percentage increase in weight, 9.77.		
Percentage increase in pieces, 6.56.		
Proportion of errors in handling mail, .003.		

*Mail received with insufficient postage or misdirected.

MAIL TIME FROM CHICAGO TO PRINCIPAL CITIES.

Cities.	Hours.	Cities.	Hours.	Cities.	Hours.
Atlanta, Ga.....	23	Little Rock, Ark.....	24	Portland, Me.....	33
Baltimore, Md.....	23	Los Angeles, Cal.....	66	Portland, Ore.....	75
Boston, Mass.....	27	Louisville, Ky.....	10	Providence, R. I.....	27
Buffalo, N. Y.....	12	Memphis, Tenn.....	16	Quebec, Can.....	48
Charleston, S. O.....	33	Mexico City, Mex.....	120	Richmond, Va.....	26
Chihuahua, Mex.....	72	Milwaukee, Wis.....	2	St. Louis, Mo.....	8
Cincinnati, O.....	10	Minneapolis, Minn.....	12	St. Paul, Minn.....	11
Cleveland, O.....	9	Mobile, Ala.....	27	Salt Lake City, Utah.....	46
Denver, Col.....	23	Monterey, Mex.....	96	San Antonio, Tex.....	50
Des Moines, Iowa.....	9	Montreal, Can.....	27	San Francisco, Cal.....	75
Detroit, Mich.....	7	Newark, N. J.....	25	Seattle, Wash.....	75
Guadalajara, Mex.....	120	New Haven, Conn.....	30	Toronto, Ont.....	18
Halifax, N. S.....	60	New Orleans, La.....	23	Vancouver, B. C.....	82
Houston, Tex.....	49	New York, N. Y.....	24	Washington, D. C.....	24
Indianapolis, Ind.....	5	Omaha, Neb.....	12	Wheeling, W. Va.....	15
Jacksonville, Fla.....	37	Philadelphia, Pa.....	22	Winnipeg, Man.....	29
Kansas City, Mo.....	11	Pittsburgh, Pa.....	13		

Note—Certain limited trains make the time to New York, 18; Philadelphia, 17; Pittsburg, 9, and Baltimore, 21 hours; Boston, 24; Newark, N. J., 13; Washington, D. C., 22.

MAIL TIME FROM NEW YORK TO FOREIGN CITIES.

Distances via postal routes in statute miles. Time given makes liberal allowance for delays. To get time and distance from Chicago add one day and 912 miles if via London and subtract one day and 912 miles if via San Francisco; via New Orleans the time is about one day less from Chicago to points in Central America. From table prepared by postoffice department.

Place.	Days.	Miles.	Place.	Days.	Miles.	Place.	Days.	Miles.
Adelaida, via San Francisco.....	34	12,845	Brussels, via London.....	9	3,975	Hamburg, direct.....	9	4,820
Alexandria, Egypt, via London.....	13	6,150	Budapest, via London.....	10	4,910	Hamilton, Bermuda.....	2	730
Amsterdam, via London.....	9	3,985	Buenos Aires.....	26	8,045	Havana.....	3	1,368
Antwerp, via London.....	9	4,090	Cadiz, via London.....	10	5,375	Havre, direct.....	8	3,940
Athens, via London.....	12	5,655	Cairo, Egypt, via London.....	12	6,280	Hongkong, via San Francisco.....	25	10,590
Frankfurt, N. Z., via San Francisco.....	19	10,120	Calcutta, via London.....	26	11,120	Honolulu, via San Francisco.....	13	5,645
Basel, via London.....	9	4,420	Callao, via Panama.....	22	4,145	Iceland, via London.....	18	5,350
Bangkok, via London.....	41	13,125	Cape Town, via London.....	27	11,245	Kingston, Jamaica.....	5	1,320
Bangkok, via San Francisco.....	43	12,990	Christiana, via London.....	4	6,650	Lisbon, via London.....	10	5,355
Barbados, W. I.....	8	2,145	Colon, Panama.....	6	2,231	Liverpool.....	8	3,540
Barcelona, via London.....	10	4,790	Constantinople, via London.....	11	5,810	London.....	8	3,740
Batavia, via London.....	34	12,800	Dresden, via London.....	9	4,555	Lyons, via London.....	9	4,340
Berlin, via London.....	9	4,385	Genoa, via London.....	9	4,615	Madrid, via London.....	9	4,925
Bern, via London.....	9	4,490	Gibraltar, via London.....	11	5,150	Marseilles, via London.....	9	4,560
Bombay, via London.....	24	9,765	Glasgow.....	10	3,370	Melbourne, via San Francisco.....	26	12,265
Bremen, via London.....	8	4,235	Gothenburg, via London.....	9	4,755	Montevideo.....	25	7,165
Brindisi, via London.....	10	5,205	Guatemala City, via New Orleans.....	7	2,645	Moscow, via London.....	10	5,335
			Hague, The, via London.....	9	3,950	Munich, via London.....	9	4,610

POSTAL SAVINGS BANK.

The postal savings bank is a new feature of the Chicago postoffice. The bank was opened at the main postoffice Aug. 1, 1911. Any one 10 years old or over may open an account. No account may be opened for less than \$1.00, nor will fractions of a dollar be accepted for deposit. No person is permitted to deposit more than \$100 in any one calendar month, nor to have a total balance to his credit at one time of more than \$500, exclusive of accumulated interest.

Deposits are evidenced by postal savings certificates issued in denominations of \$1, \$2, \$5, \$10, \$20, \$50 and \$100.

Depositors of the postal savings system may exchange the whole or a part of their deposits on Jan. 1 or July 1 of each year for United States registered or coupon bonds in denominations of \$20,

\$100 and \$500, bearing interest at the rate of 2½ per cent per annum, payable semiannually, and redeemable at the pleasure of the United States after one year from the date of issue, both principal and interest payable twenty years from that date in United States gold coin.

Postal savings banks have also been opened at some of the larger postal stations of the Chicago postoffice and more will be opened at other stations in the near future. Up to Nov. 15, 1911, banks had been established at the following postal stations: Ravenwood, Lake View, Logan Square, North Halsted, Carpenter, Pilsen, Wicker Park, Garfield Park, Hawthorne, Stockyards, 51st Street, Englewood, Jackson Park, South Chicago, Pullman and Hegewiach.

POSTMASTERS OF CHICAGO.

No.	Name.	Appointed.	Died.	No.	Name.	Appointed.	Died.	No.	Name.	Appointed.	Died.
1.	Jonathan N. Bailey	1831	1850	10.	Isaac Cook	1858	1886	19.	Solomon C. Judd	1885	1896
2.	John S. C. Coates	1832	1863	11.	John L. Scripps	1861	1866	20.	Walter C. Newberry	1888
3.	Sydney Abell	1837	1863	12.	Samuel Hoard	1865	1881	21.	James A. Sexton	1889	1899
4.	William Stuart	1841	1878	13.	Thomas O. Osborne	1866	22.	Washington Helsing	1893	1897
5.	Hart L. Stewart	1845	1883	14.	Robert A. Gillmore	1866	1867	23.	Charles U. Gordon	1897
6.	Richard L. Wilson	1849	1856	15.	Francis T. Sherman	1867	1905	24.	F. E. Coyne	1901
7.	George W. Dole	1850	1860	16.	Francis A. Eastman	1869	25.	Fred A. Busse	1905
8.	Isaac Cook	1853	1886	17.	John McArthur	1872	1906	26.	Daniel A. Campbell	1907
9.	William Price	1857	1885	18.	Francis W. Palmer	1877	1907				

IMPORTS OF MERCHANDISE INTO CHICAGO.

Value of imported merchandise entered for consumption and withdrawn from warehouse, with amounts of duty collected thereon, for the year 1910, at the port of Chicago:

Articles free of duty.	Value.	Duty.
Art works over 20 years old	\$184,038	
Antiquities over 100 years old	100,936	
Tea	1,480,896	
All other free articles	3,199,861	
Articles subject to duty		
American whisky returned	12,001	\$12,409.51
Ale, beer and porter	80,318	46,971.59
Art works	67,501	6,625.21
Automobiles and parts of	56,653	25,223.85
Books, music, etc.	76,631	19,157.87
Breadstuffs	401,377	113,308.01
Brushes	146,458	58,583.20
Cheese	419,591	147,827.06
Chemicals, drugs, etc.	1,092,067	252,963.26
China and glassware	1,159,500	677,237.60
Cigars and cigarettes	146,964	120,502.63
Clocks, watches and parts of	364,840	67,430.60
Cocoa and chocolate	61,485	10,302.18
Cutlery	48,723	20,565.27
Diamonds, precious stones	236,798	24,133.91
Dry goods	7,273,744	4,093,285.21
Fish, all kinds	949,644	198,260.01
Fruits and nuts	589,488	335,985.20
Furs and manufactures of	113,335	39,149.23
Gold and silver, manufactures	100,707	56,785.19
Guns and firearms	14,731	6,429.17
Hair, manufactures of	79,625	27,821.59
Hops	43,487	14,079.30
Iron and steel, mfrs. of	710,892	232,778.31
Jewelry	123,049	93,713.32

Articles subject to duty.	Value.	Duty.
Lead in ore and base bullion	42,092	50,374.06
Leather, mfrs. of, gloves	840,651	450,210.90
Leather, mfrs. of, all other	121,924	30,949.26
Maple sugar	70,451	43,633.44
Matches	65,755	17,598.21
Mattings of straw, etc.	68,477	39,444.24
Metals and mfrs. of	291,519	139,326.96
Millinery goods	651,911	34,734.24
Musical instruments	218,470	98,311.50
Oilcloth and linoleum	102,335	52,060.91
Oils	315,946	110,030.57
Paints and varnish	75,266	31,513.13
Paper, manufactures of	353,650	108,953.32
Photographic goods, films	43,777	11,339.92
Pickles, sauces	198,853	58,232.79
Plate and window glass	82,965	48,712.26
Salt	53,101	11,449.23
Seeds, plants and bulbs	233,258	59,305.25
Soap	77,470	29,361.60
Smokers' articles, pipes, etc.	26,197	15,692.24
Spirits, brandy, whis., cordials	587,268	958,963.30
Tobacco, leaf	1,295,768	884,663.45
Toys and dolls	436,110	152,638.50
Wines, champagne	280,111	116,916.53
Wines, still	382,817	181,710.14
Wood, lumber	934,435	67,389.58
Wood, mfrs. of, all other	89,653	31,975.29
Miscellaneous	685,057	246,356.76
Totals, 1910	28,281,331	11,102,062.56
Totals, 1909	25,542,321	10,160,835.51
Totals, 1908	22,803,987	8,502,492.29
Totals, 1907	26,528,028	10,435,564.74
Totals, 1906	24,141,004	10,005,952.35

RAILROAD TRACK ELEVATION.

[From report of Francis J. Owens, commissioner of track elevation.]

Ordinances have been passed by the city council and accepted by the railroad companies for the elevation of their roadbeds and tracks from May 23, 1892, to June 30, 1911, covering the following amount of work.

Total number of miles of main tracks to be elevated, 175.

Total number of miles of all tracks to be elevated, 1,059.

Total number of subways to be constructed, 808.
Total estimated cost of the work, completed Dec. 1, 1911, \$66,256,000.

The amount of elevation done from May 23, 1892, to Dec. 31, 1911, was as follows:

Total number of miles of main tracks elevated, 140,422.

Total number of miles of all tracks elevated, 843.56.

EMPLOYES ON THE CHICAGO CITY PAY ROLLS.

Average number in 1910.

General government	9,080	Waterworks	1,804	Public library	325
Public works	3,769	Board of education	7,450	Total	22,428

POPULATION OF CHICAGO.

Federal census, 1910.....	2,185,283
City directory estimate, 1911.....	2,264,184

POPULATION BY CENSUS YEARS.

1840.....	4,473	1850.....	503,298
1850.....	28,269	1860.....	1,099,850
1860.....	109,206	1870.....	1,698,575
1870.....	298,977	1910.....	2,185,283

POPULATION BY WARDS IN 1910.

Ward.	Population.	Ward.	Population.
1.....	29,523	20.....	61,708
2.....	42,801	21.....	47,906
3.....	46,185	22.....	49,324
4.....	49,650	23.....	44,320
5.....	57,131	24.....	52,428
6.....	75,121	25.....	99,696
7.....	90,432	26.....	74,793
8.....	65,810	27.....	112,793
9.....	44,800	28.....	68,183
10.....	51,707	29.....	81,985
11.....	57,664	30.....	51,308
12.....	91,521	31.....	78,571
13.....	58,721	32.....	70,409
14.....	52,770	33.....	70,841
15.....	60,438	34.....	67,769
16.....	65,223	35.....	59,547
17.....	70,099		
18.....	26,137	Total.....	2,185,283
19.....	58,023		

POPULATION BY DIVISIONS.

[School census reports.]

Year.	South.	West.	North.	Total.
Dec., 1853.....	26,692	14,679	17,859	50,130
Aug., 1856.....	30,239	28,250	25,524	84,113
Oct., 1862.....	45,470	57,193	35,525	138,186
Oct., 1864.....	56,955	73,475	38,923	169,353
Oct., 1866.....	58,755	90,739	50,924	200,413
Oct., 1868.....	71,073	118,435	62,546	252,054
Aug., 1870.....	87,461	149,780	70,354	306,605
Oct., 1872.....	88,946	214,344	64,556	367,396
Oct., 1874.....	96,771	220,874	77,763	395,408
Oct., 1876.....	104,768	222,545	80,348	407,661
Oct., 1878.....	111,116	237,606	88,009	436,731
June, 1880.....	122,032	269,971	99,513	491,516
June, 1882.....	135,648	312,637	112,258	560,639
May, 1884.....	149,564	351,931	128,490	629,985
May, 1886.....	172,379	392,905	138,533	703,817
May, 1888.....	194,164	454,267	154,220	802,951
May, 1890.....	418,922	555,983	238,764	1,208,649
May, 1892.....	515,736	645,428	279,846	1,438,010
May, 1894.....	562,980	696,535	307,212	1,566,727
Apr., 1896.....	585,298	734,245	286,870	1,606,413
May, 1898.....	680,527	844,244	326,817	1,851,588
May, 1900.....	725,691	938,883	343,121	2,007,595
July, 1904.....	652,093	784,621	297,430	1,714,144
May, 1908.....	724,018	872,056	327,986	1,924,060

*Exclusive of 16,222 unclassified.

NOTE—No census of adults was taken by the school board enumerators in 1906 or 1910.

POPULATION OF COOK COUNTY (1910).

BY TOWNSHIPS.

Barrington.....	1,953	Thornton.....	22,067	Glen View.....	652	Park Ridge.....	2,009
Berwyn.....	5,841	Wheeling.....	3,845	Glencoe.....	1,899	Phoenix.....	679
Bloom.....	18,339	Worth.....	7,354	Glenwood.....	581	Posen.....	343
Bremen.....	1,898	Total population,		Gross Point.....	1,008	Riverdale.....	917
Calumet.....	8,851	Inclg. Chicago, 2,405,233		Harvey.....	7,227	River Forest.....	2,456
Cicero.....	14,557			Hillside.....	328	River Grove.....	418
Elk Grove.....	1,302			Hodgkins.....	450	Riverside.....	1,702
Evanson.....	690			Homewood.....	713	Riverview.....	312
Hanover.....	1,649	Arlington Hghts.,	1,943	Kenilworth.....	881	Shermerville.....	441
Lemont.....	4,296	Barrington*.....	1,144	LaGrange.....	5,282	S. Chi. Heights.....	552
Leyden.....	2,513	Bartlett.....	409	LaGrange Park.....	1,131	South Holland.....	1,065
Lyons.....	11,289	Bellwood.....	943	Laurel.....	1,060	Spring Forest.....	334
Maine.....	7,193	Berwyn.....	5,841	Lemont.....	2,284	Steger.....	2,161
New Trier.....	12,532	Blue Island.....	8,043	Lyons.....	1,483	Summit.....	949
Niles.....	4,203	Brookfield.....	2,186	Matteson.....	461	Tessville.....	359
Northfield.....	2,675	Burnham.....	328	Maywood.....	8,033	Thornton.....	1,030
Norwood Park.....	5,251	Chicago.....	2,185,283	Melrose Park.....	4,806	Tinley Park.....	309
Oak Park.....	19,444	Chicago Heights.....	14,525	Morgan Park.....	3,694	West Hammond.....	4,948
Orland.....	1,230	Cicero.....	14,557	Morton Grove.....	836	Western Springs.....	905
Palatine.....	2,147	Des Plaines.....	2,348	Mt. Greenwood.....	276	Wheeling.....	260
Palos.....	1,405	Dolton.....	1,869	Niles.....	563	Wilmette.....	4,948
Proviso.....	26,921	Edison Park.....	543	Niles Center.....	583	Winnetka.....	3,168
Rich.....	1,301	Elgin.....	25,976	Oak Lawn.....	287		
Ridgeville.....	24,973	Evanson.....	24,978	Oak Park.....	19,444		
Riverside.....	1,980	Evergreen Park.....	424	Orland Park.....	369		
Schaumburg.....	964	Forest Park.....	6,591	Palatine.....	1,144		
Stickney.....	962	Franklin Park.....	683				

THE CHICAGO STREET-RAILWAY FRANCHISE.

Ordinances passed by city council Feb. 3, 1907; vetoed by mayor and passed over veto Feb. 11, 1907; approved by people on referendum vote April 2, 1907.

Systems to be reconstructed and rehabilitated within three years.

City to supervise rehabilitation through board of three engineers.

Life of grant not to extend in any event beyond Feb. 1, 1927.

City to receive 55 per cent and companies 45 per cent of the net profits from the operation of the roads.

Twenty-one through routes specified and provision made for others.

Fares for adults to be 5 cents for continuous trips in one general direction within the present or future city limits.

Transfers to be given at all connecting points on and to all lines except in section on south side between 12th street and the river.

Motive power of cars to be electricity applied by the overhead or underground trolley systems.

Cars to be of the latest and most approved pattern and to be kept clean and warm and well lighted.

Cars to be operated singly after one year.

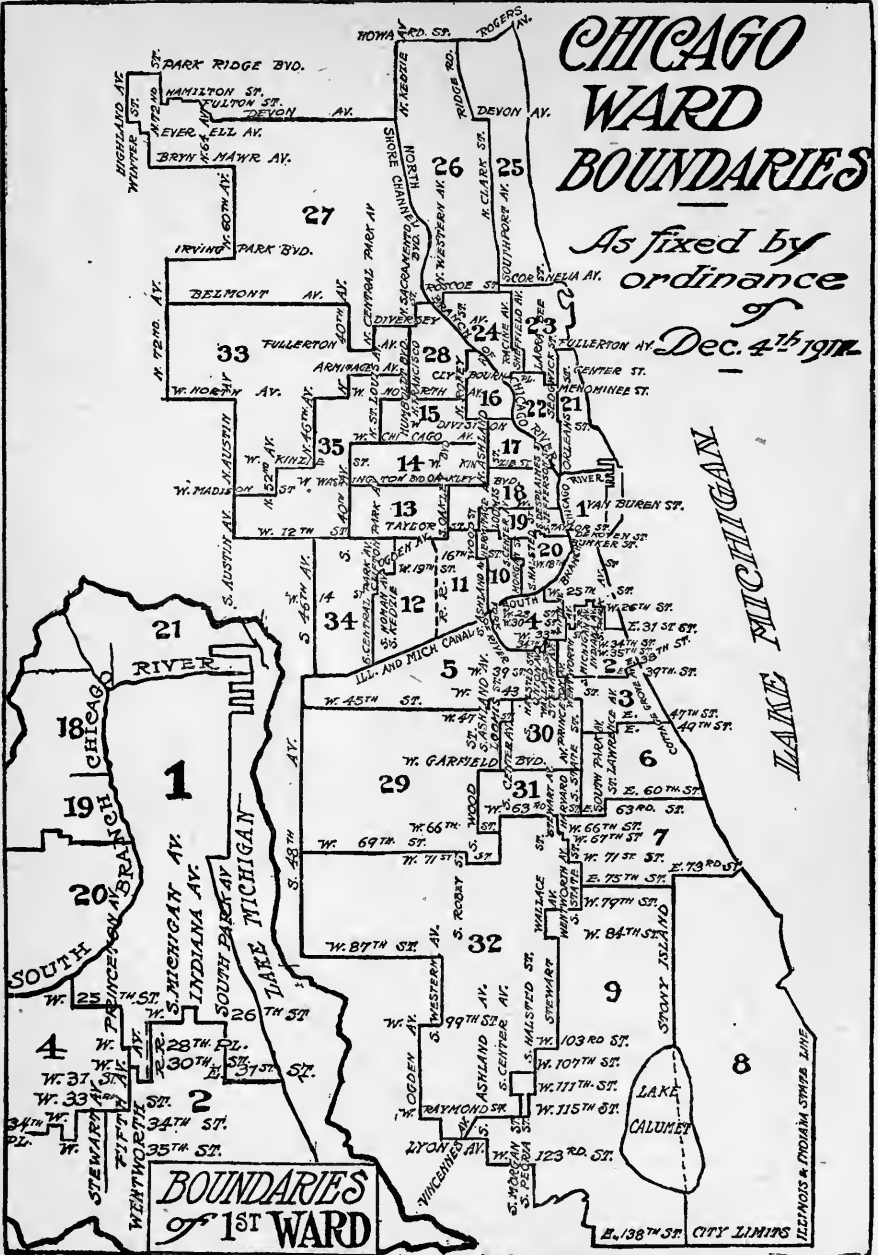
Companies to pay \$5,000,000 toward the construction of subways in the downtown section at the city's option.

City given the right to purchase the property of both the present great systems at any time upon giving six months' notice.

Agreed value of Union Traction company's property June 30, 1906, \$29,000,000, and of the Chicago City Railway Company's property at same date, \$21,000,000. The purchase price for the city is to be the aggregate of these two sums, with the value of work done and property acquired between the date named and the date of the passage of the ordinance and the cost of rehabilitation and extensions added.

CHICAGO WARD BOUNDARIES

As fixed by
ordinance
of
Dec. 4th 1911.



BOUNDARIES of 1st WARD

Lake Michigan

Lake Calumet

CITY LIMITS

CHICAGO WARD BOUNDARIES.

As fixed by the redistricting ordinance of Dec. 4, 1911.

1. Chicago river west and south to Wallace, south to W. 25th, east to Princeton, south to W. 25th-pl., east to S. 5th-av., south to W. 30th, east to Wentworth-av., south to W. 31st, east to Lake Shore right of way, north to W. 26th, east to S. Michigan-av., north to E. 25th, east to Indiana-av., south to E. 26th, east to South Park-av., south to E. 31st, east to Lake Michigan, north to river.
2. Lake Michigan and 31st-st., west to South Park-av., north to E. 26th, west to Indiana-av., north to E. 25th, west to S. Michigan-av., south to E. 26th, west to Lake Shore right of way, south to W. 31st, west to Wentworth-av., north to W. 30th, west to S. 5th-av., south to W. 33d, west to Stewart-av., south to W. 33th, east to Cottage Grove-av., north to 33th, east to Lake Michigan, north to 31st.
3. Lake Michigan and 47th west to St. Lawrence-av., south to E. 49th, west to S. State, north to W. 43d, west to Princeton-av., north to W. 39th, east to Cottage Grove-av., north to E. 38th, east to Lake Michigan, southeast to 47th.
4. Wallace and river west and south to W. 34th-pl., east to S. Halsted, north to W. 34th, east to Union-av., south to W. 35th, east to Wallace, north to W. 33d, east to S. 5th-av., north to W. 28th-pl., west to Princeton-av., north to W. 25th, west to Wallace, north to river.
5. From intersection of river and south fork southeast along canal to W. 39th, west to S. 48th-av., south to W. 43th, east to S. Ashland-av., north to W. 43d, east to Princeton-av., north to W. 39th, west to Stewart-av., north to W. 33d, west to Wallace, south to W. 35th, west to Union-av., north to W. 34th, west to S. Halsted, south to W. 34th, west to south fork of river and northwesterly to river.
6. Lake Michigan and E. 47th-st. west to St. Lawrence-av., south to E. 49th, west to S. State, south to E. 63d, east to South Park-av., north to E. 60th, east to Lake Michigan, northwest to 47th.
7. Lake Michigan and E. 60th-st., west to South Park-av., south to E. 63d, west to Stewart-av., south to W. 66th, east to Harvard-av., south to W. 67th, east to Wentworth-av., south to W. 71st, east to S. State, south to E. 75th, east to Stony Island-av., north to E. 73d, east to lake, northwesterly to E. 60th.
8. Lake Michigan and E. 73d-st. west to Stony Island-av., south through Lake Calumet to city limits, east to Indiana state line, north to lake and northwest to E. 73d.
9. Stony Island-av. and E. 75th west to S. State, south to W. 79th, west to Wallace, south to W. 84th, east to Stewart-av., south to W. 103d, west to S. Halsted, south to W. 111th, west to S. Peoria, south to W. 115th, west to Vincennes-av., southwest to Lyon-av., east to S. Ashland-av., south to W. 123d, east to S. Halsted, south to city limits, east to Stony Island-av., projected, and north to E. 75th.
10. S. Center-av. and W. 12th west to Loomis, north to Taylor, west to S. Wood, south to W. 16th, east to S. Ashland-av., south to river, northeast to S. Morgan, north to W. 18th, east to S. Morgan, north to W. 16th, west to S. Center-av., north to W. 12th.
11. S. Wood and Taylor west to S. Oakley-bd., south to W. 12th, west to P., C. & St. L. R. R., south to canal, northeast to S. Ashland-av., north to W. 16th, west to S. Wood, north to Taylor.
12. W. 12th and P., C. & St. L. R. R. west to S. Kedzie-av., south to W. 19th, west to S. Roman-av., north to Ogden-av., southwest to Clifton Park-av., south to W. 24th, west to S. Central Park-av., south to canal, northeast to P., C. & St. L. R. R., north to W. 12th.
13. W. Washington-bd. and N. Oakley-bd., west to N. 40th-av., south to W. 12th, east to S. Oakley-bd., north to W. Washington-bd.
14. W. Chicago-av. and N. Ashland-av., west to N. 40th-av., south to W. Washington-bd., east to N. Ashland-bd., north to W. Chicago-av.
15. W. North-av. and N. Robey, west to N. St. Louis-av., south to W. Chicago-av., east to N. Ashland-av., north to W. Division, west to N. Robey, north to W. North-av.
16. River and Fullerton-av. west to N. Robey, south to W. Division, east to river, northwest to Fullerton-av.
17. River and W. Division west to N. Ashland-av., south to W. Kinzie, east to river, northwest to W. Division.
18. River and W. Kinzie west to N. Ashland-av., south to W. Washington-bd., west to N. Oakley-bd., south to Taylor, east to S. Hermitage-av., north to W. Van Buren, east to river, north to W. Kinzie.
19. River and W. Van Buren-st. west to S. Hermitage-av., south to Taylor, east to Loomis, south to W. 12th, east to S. Halsted, north to Taylor, east to S. Desplaines, south to DeKoven, east to S. Jefferson, south to Bunker, east to river, north to W. Van Buren.
20. River and Bunker west to S. Jefferson, north to DeKoven, west to S. Desplaines, north to Taylor, west to S. Halsted, south to W. 12th, west to S. Center-av., south to W. 16th, east to S. Morgan, south to W. 18th, west to S. Morgan, south to W. 18th, west to S. Morgan, south to river, northeast to Bunker.
21. Lake Michigan and Fullerton-av., west to N. Clark, southeast to Sedgwick, south to W. Division, east to Orleans, south to river, east to lake and north to Fullerton-av.
22. Menomonee and Sedgwick, west to Larrabee, north to Center, west to Racine-av., south to Clybourn-pl., west to river, south and southeast to Orleans north to W. Division, west to Sedgwick, north to Menomonee.
23. Cornelia-av. and Lake Michigan west to Southport-av., south to Roscoe, east to Racine-av., south to Fullerton-av., east to Sheffield-av., south to Center, east to Larrabee, south to Menomonee, east to Sedgwick, north to N. Clark, northwest to Fullerton-av., east to Lake Michigan.
24. Roscoe and Racine-avs. west to N. Western-av., south to Belmont-av., west to river, southeast to Clybourn-pl., east to Racine-av., north to Center, east to Sheffield-av., north to Fullerton-av., west to Racine-av., north to Roscoe.
25. Lake Michigan and Rogers-av., southwest to Howard, west to Ridge-rd., southeast to Devon-av., east to N. Clark, southeast to Southport-av., south to Cornelia-av., east to Lake Michigan, northwest to Rogers-av.
26. Ridge-rd. and Howard west to N. Kedzie-av., south to Devon-av., west to north shore channel, south along channel and river to Belmont-av., east to N. Western-av., north to Roscoe, east to Southport-av., north to N. Clark, northwest to Devon, west to Ridge-rd., northwest to Howard.
27. North shore channel and Devon-av., west to N. 64th-av., thence along city limits as established by annexation of Norwood Park to Park Ridge-bd. on north and Highland-av. on west, east and south to Bryn Mawr-av., east to N. 60th-av., south to Irving Park-bd., west to N. 72d-av., south to Belmont-av., east to N. 40th-av., south to Fullerton-av., east to N. Central Park-av., north to Diversey-av., east to N. Francisco, north to Belmont-av., east to river, northwest along river and channel to Devon-av.
28. River and Belmont-av. west to N. Francisco, south to Diversey-av., west to N. Sacramento-av., south to W. North-av., east to N. Robey, north to Fullerton-av., east to river, northwest to Belmont-av.
29. S. Center-av. and W. 43d west to S. Ashland-av., south to W. 45th, west to S. 48th-av., south to W. 69th, east to S. Robey, south to W. 71st, east to Loomis, north to W. 66th, west to S. Wood, north to W. Garfield-bd., east to Loomis, north to W. 47th, east to S. Center-av., north to W. 43d.
30. S. State and W. 43d west to S. Center-av., south to W. 47th, west to Loomis, south to W. Garfield-bd., east to S. State, north to W. 43d.
51. S. State and W. Garfield-bd. west to S. Wood, south to W. 66th, east to Loomis, north to W.

63d, east to S. State, north to W. Garfield Park-
bd.
32. Stewart-av. and W. 63d west to Loomis, south
to W. 71st, west to S. Robey, north to W. 69th,
west to S. 48th-av., south to W. 87th, east to S.
Westeru-av., south to W. 99th, west to Ogden-
av. (Morgan Park), south to W. 115th, east to
S. Westeru-av., south to Lyon-av., east to Vin-
cennes-av., northeast to Raymond, east to S.
Morgan, north to W. 111th, west to S. Center-av.,
north to W. 107th, east to S. Halsted, north to W.
103d, east to Stewart-av., north to W. 84th, west
to Wallace, north to W. 79th, east to S. State,
north to W. 71st, west to Wentworth-av., north
to W. 67th, west to Harvard-av., north to W.
66th, west to Stewart-av., north to W. 63d.
33. Diversey and N. Sacramento-avs. west to N.
Central Park-av., south to Fullerton-av., west to
N. 40th-av., north to Belmont-av., west to N.
72d-av., south to North-av., east to S. Austin-
av., south to Madison, east to N. 52d-av., north
to W. Kinzie, east to N. 46th-av., north to North-
av., east to N. 40th-av., north to Armitage-av.,
east to Sacramento-av., north to Diversey-av.
34. S. Kedzie and W. 12th west to S. 46th-av.,
south to W. 39th, east to canal, northeast to S.
Central Park-av., north to W. 24th, east to Clif-

ton Park-av., north to Ogden-av., northeast to S.
Homan-av., south to W. 19th, east to S. Kedzie,
north to W. 12th.
35. N. Sacramento-av. and Armitage-av. west to
N. 40th-av., south to W. North-av., west to N.
46th-av., south to W. Kinzie, west to N. 52d-av.,
south to Madison, west to S. Austin-av., south
to W. 12th, east to S. 40th-av., north to W. Chi-
cago-av., east to St. Louis-av., north to W.
North-av., east to Sacramento-av., north to Armi-
tage-av.

POPULATION OF NEW WARDS.

[Estimated by redistricting committee.]

Ward.	Pop.	Ward.	Pop.	Ward.	Pop.
1.....	60,014	13.....	60,988	25.....	59,440
2.....	62,072	14.....	61,856	26.....	59,455
3.....	62,716	15.....	66,647	27.....	62,153
4.....	61,297	16.....	65,223	28.....	63,230
5.....	61,968	17.....	70,099	29.....	60,853
6.....	61,860	18.....	61,114	30.....	60,178
7.....	64,983	19.....	63,756	31.....	63,228
8.....	64,308	20.....	65,847	32.....	64,981
9.....	62,629	21.....	64,070	33.....	64,948
10.....	62,348	22.....	63,566	34.....	57,142
11.....	63,440	23.....	64,477	35.....	60,451
12.....	60,157	24.....	61,936		

RELIGIOUS SOCIETIES IN CHICAGO.

Including church clubs, ministerial associations and general organizations.

American Bible Society—332 South Michigan ave-
nue; secretary, J. F. Horton.
American Federation of Catholic Societies (Cook
County Branch)—President, Michael F. Girten,
5827 Princeton avenue.
American Sunday School Union—1012, 19 South La-
Salle street; superintendent, Rev. William W.
Johnstone.
Baptist Ministers' Conference—901 Masonic Temple;
meetings, Monday forenoons.
Baptist Young People's Union (Chicago)—Secretary,
Rev. George T. Webb, 107 South Wabash avenue.
Chicago Baptist Social Union—Secretary, O. V.
Stookey, 75, 154 West Randolph street.
Chicago Bible Society—332 South Michigan avenue;
secretary, Rev. J. F. Horton.
Chicago Christian Endeavor Union—Secretary, Miss
Estella Jorgenson, 829, 19 South LaSalle street.
Chicago Congregational Club—Secretary, A. F. Allen.
Chicago Congregational Sunday School Association
—President, A. F. Allen.
Chicago Methodist Preachers' Meeting—Secretary,
Charles A. Briggs; meetings on Monday forenoons
in Methodist Church block.
Chicago Methodist Social Union—Corresponding sec-
retary, Stephen B. Jones.
Chicago Society of New Jerusalem—501 Masonic
Temple; secretary, Clark S. Reed.
Chicago Sunday Evening Club—President, Clifford
W. Barnes; secretary, Phillip L. James, 1634, 7
South Dearborn street.
Chicago Tract Society—Secretary, Rev. Jesse W.
Brooks, 6th floor, 440 South Dearborn street.
Church Club of Chicago (Episcopal)—510 Masonic
Temple; secretary, Rev. J. H. Emerson.

Christian Ministerial Association—President, C. C.
Morrison, 700 East 40th street.
Concordia League—President, Paul Schulze; secre-
tary, W. B. Laih, 14, 154 West Randolph street.
Congregational Ministers' Union—Secretary, Rev.
George W. Colman, 326 North Pine avenue; meets
on Monday forenoons at 913 Masonic Temple.
Cook County Sunday School Association—803, S
South Dearborn street; chairman executive com-
mittee, William A. Peterson.
Epworth League—Central office, 306, 14 East Wash-
ington street; general secretary, Rev. E. M. Ran-
dall.
Illinois Christian Endeavor Union—820, 19 South
LaSalle street; president, C. W. Dyer, Decatur.
Illinois Sunday School Association—8 South Dear-
born street; secretary, W. B. Jacobs.
Luther League of Chicago—Secretary, Mrs. Martha
B. Lottich, 4533 North Sawyer avenue.
Lutheran Ministers' Association—President, Rev.
L. A. P. Fors, 6206 South Peoria street.
National Christian Association—850 West Madison
street; secretary, William I. Phillips.
Presbyterian Brotherhood of Chicago—Secretary,
Calvin Mills, 509 South Wabash avenue.
Presbyterian Ministerial Association—Secretary,
Rev. George H. Simonsen; meets Monday fore-
noons at 509 South Wabash avenue.
Presbyterian Social Union—Secretary, Thomas G.
McCulloh, 5130 Hubbard avenue.
Unitarian Sunday School Society—515, 105 South
Dearborn street.
Young Men's Christian Association—19 South La-
Salle street; general secretary, L. Wilbur Messer.
Young Women's Christian Association—830 South
Michigan boulevard; corresponding secretary, Mrs.
William W. Abbott.

THE BEATTIE MURDER CASE.

Henry Clay Beattie, Jr., a young man of good
family, shot and killed his wife, Louise, on the
night of July 18, 1911, while they were out in an
automobile five miles from Richmond, Va. He
claimed that the shot had been fired by a highway-
man, but was arrested after the inquest and held
for murder. His trial began Aug. 19 at Chester-

field, Va., and attracted wide attention. He stead-
ily maintained that he was innocent, but the jury
brought in a verdict Sept. 8, finding him guilty.
He was electrocuted in the penitentiary at Rich-
mond Nov. 24, after having confessed in the pres-
ence of three clergymen that he was guilty of the
crime for which he had been sentenced to death.

CHICAGO STREET GRADES.

The grade of the streets in the central portion
of Chicago has been raised three times. In 1855 it
was raised from 2½ to 3 feet above the then exist-
ing surface, and it was again raised by about

the same amount in 1857 and 1872, making the
present level fourteen feet above "city datum,"
which is the low-water mark of the lake in 1847,

CHICAGO SCHOOL CENSUS OF MAY 2, 1910.

Taken under the supervision of W. L. Bodine for the board of education.

ADULT POPULATION.

Owing to the fact that 1910 was the year of the decennial census of the United States taken by the government, the board of education did not take a count of the inhabitants 21 years of age and over. The supervisor of the school census, however, estimated the total population of the city at 2,100,000, exclusive of the large number of people living in the suburbs. He arrived at this result by making deductions for deaths and using a multiple of a trifle over 2½ applied to the minor population of \$14,115 to include all the inhabitants, plus 1 per cent of the total population of 1908 for possible skips.

AGES AND SEX OF MINORS.

Age.	Male.	Female.	Total.
Under 4.....	81,535	84,968	166,503
Between 4 and 5.....	24,333	24,423	48,756
Between 5 and 6.....	24,013	23,415	47,428
Between 6 and 7.....	22,813	23,249	46,062
Between 7 and 14.....	126,108	125,448	251,556
Between 14 and 16.....	39,592	40,874	80,466
Over 16 and under 21.....	84,563	88,781	173,344

402,957 411,158 814,115

The net increase of minors over the school census of May 4, 1903, was 66,768. In 1906 the increase shown was 25,958 and in 1908 the increase was 40,797.

NATIVITY OF MINORS.

	American born. Father American.	Foreign born.	American born. Father foreign.	Total.
American	248,102	248,102
Negro	8,627	8,627
Austrian	2,914	15,502	18,416
Belgian	289	812	1,101	9
Bulgarian	3,429	40,608	44,037
Canadian	39	31	100
Chinese	1,112	11,351	12,463
Croatian	62	103	155
Czech	53	285	343
Danish	437	6,186	6,623
English	1,317	11,773	13,099
Finnish	112	356	468
French	100	1,422	1,522
German	5,820	126,403	132,223
Hollander	1,089	7,272	8,361
Greek	369	780	1,149
Hungarian	2,058	6,744	8,802
Irish	1,093	46,922	48,015
Italian	6,179	31,140	37,319
Japanese	9	29	38
Lithuanian	1,117	7,935	9,052
Mexican	2	32	34
Norwegian	1,045	12,648	13,693
Polish	8,247	86,185	94,432
Roumanian	637	983	1,620
Russian	13,853	40,974	54,827
Scotch	652	4,573	5,225
Servian	18	84	102
Spanish	7	38	45
Swedish	1,738	38,087	39,825
Swiss	180	1,578	1,758
Welsh	78	729	807
Other countries	285	1,337	1,622
Total	250,729	54,380	505,006	814,115

NATIVITY STATISTICS OF MINORS BY WARDS.

In the following tables the abbreviations "For." and "Amer." signify "foreign born" and "American born, father foreign," respectively.

Ward.	Ameri- can.	Ne- gro.	Austrian.	Belgian.	Bohemian.
	For. Amer.	For. Amer.	For. Amer.	For. Amer.	For. Amer.
1	632	178	13	20	1
2	3,633	1,502	11	34	8
3	4,999	1,955	20	114	2
4	5,611	9	75	616	7
5	6,354	7	39	245	2
6	10,537	125	19	202	3
7	15,299	254	7	141	3
8	7,516	5	151	2,071	17
9	1,592	2	298	839	3
10	1,943	10	317	1,035	41
11	3,524	..	149	583	13
12	6,552	42	134	663	..
13	10,567	29	8	110	2

Ward.	Ameri- can.	Ne- gro.	Austrian.	Belgian.	Bohemian.
	For. Amer.	For. Amer.	For. Amer.	For. Amer.	For. Amer.
14	8,578	1,267	42	288	7
15	5,337	..	151	989	7
16	2,869	2	173	718	2
17	2,237	..	248	904	1
18	2,327	103	9	35	9
19	2,401	..	68	218	4
20	6,356	22	36	238	4
21	4,617	83	15	53	2
22	4,263	47	14	128	6
23	6,663	20	66	181	2
24	7,140	..	87	229	37
25	15,962	6	29	147	14
26	10,534	15	35	133	10
27	16,825	16	106	683	33
28	6,513	3	26	247	17
29	6,175	18	233	1,783	4
30	7,336	2,259	133	91	6
31	12,866	518	43	189	3
32	13,359	55	13	159	3
33	7,707	8	172	804	16
34	10,026	6	37	419	5
35	9,294	22	41	310	7
248,102	8,627	2,914	15,502	289	812
Bulgarian.	Canadian.	Chinese.	Croatian.	For. Amer.	For. Amer.
1	..	9	40	13	46
2	..	24	221	..	2
3	..	17	234	..	4
4	1	7	24	253	..
5	32	560	..
6	..	1	29	325	..
7	102	819	3
8	1	1	16	323	3
9	..	4	2	15	..
10	1	2	17	47	1
11	7	122	..
12	10	14	1
13	..	10	14	261	..
14	..	2	67	705	6
15	..	9	67	280	..
16	7	2	4	103	1
17	8	47	..
18	3	1	36	98	2
19	..	7	56	356	..
20	59	408	1
21	32	174	..
22	..	2	91	..	3
23	..	1	26	117	1
24	..	5	21	186	..
25	43	527	1
26	..	8	31	355	1
27	16	219	..
28	..	7	40	417	..
29	22	298	9
30	..	1	52	742	1
31	..	3	98	703	..
32	60	748	24
33	2	12	11	375	..
34	3	3	22	637	1
19	81	1,112	11,351	52	103
Danish.	English.	Finnish.	French.	For. Amer.	For. Amer.
1	8	10	42	..	4
2	5	69	17	227	3
3	10	134	23	291	6
4	5	50	19	195	18
5	4	16	15	238	14
6	20	159	32	333	4
7	17	253	97	797	5
8	6	195	46	489	1
9	..	2	12	71	..
10	..	3	60	100	..
11	..	15	26	108	3
12	2	39	34	308	5
13	4	67	68	634	6
14	1	175	38	882	4
15	57	501	44	163	7
16	1	25	8	57	..
17	9	123	16	60	2
18	1	23	27	117	..
19	1	17	55	137	2
20	2	60	32	324	..
21	4	35	43	225	1

	Danish. For. Amer.	English. For. Amer.	Finnish. For. Amer.	French. For. Amer.
12	.. 28	13 110	18 59	3 59
23	1 47	36 141	6 24	8 47
24	6 53	17 171	.. 3	4 63
25	4 118	39 542	9 42	9 44
26	3 158	53 451	1 27	8 76
27	91 1,068	47 774	11 19	5 74
28	83 1,193	22 383	.. 9	1 60
29	.. 54	33 329	.. 4	3 59
30	1 121	33 338	3 5	.. 30
31	33 300	77 847	3 19	3 40
32	18 144	60 751	7 ..	3 42
33	17 292	82 658	4 21	3 69
34	4 35	24 408	1 39
35	26 587	55 682	16 33	4 42

487 6,186 1,317 11,773 112 356 100 1,422

	German. For. Amer.	Greek. For. Amer.	Hollander. For. Amer.	Hungarian. For. Amer.
1	15 139	5 6	11 12
2	42 875	2 28	.. 19	6 35
3	31 786	1 16	.. 18	6 55
4	139 3,250	2 9	1 40	41 52
5	153 5,552	1 21	7 17	11 39
6	77 2,790	4 4	4 31	4 90
7	30 2,398	12 33	.. 32	61 132
8	206 2,850	.. 13	.. 33	33 1,258
9	49 1,130	9 12	5 24	135 380
10	58 570	3 6	39 226	72 158
11	130 3,168	8 15	161 474	55 153
12	229 5,532	10 13	8 118	92 103
13	48 2,047	3 12	1 78	14 42
14	81 1,986	1 14	8 83	61 331
15	202 6,075	2 10	1 52	104 565
16	215 3,466	4 5	1 6	87 183
17	155 1,609	7 25	.. 20	100 274
18	42 492	22 22	2 3	32 21
19	46 430	112 135	2 3	84 148
20	43 533	9 18	3 41	26 53
21	120 936	22 49	2 13	28 68
22	310 3,437	12 21	13 103	180 30
23	448 4,921	3 28	15 22	187 253
24	418 9,148	.. 11	5 10	157 143
25	193 5,332	6 24	2 33	16 50
26	255 9,318	6 10	1 29	21 50
27	481 12,799	3 15	30 161	54 176
28	116 5,624	1 17	9 64	18 110
29	322 7,312	5 12	15 53	100 572
30	155 1,980	13 25	8 35	67 175
31	481 4,224	7 51	85 455	5 47
32	96 4,188	12 39	210 1,028	10 40
33	223 3,484	58 31	424 3,679	238 592
34	51 3,753	.. 17	15 193	4 106
35	55 3,569	5 12	25 175	16 85

5,820 126,403 369 780 1,089 7,272 2,058 6,744

	Irish. For. Amer.	Italian. For. Amer.	Japanese. For. Amer.	Lithuanian. For. Amer.
1	3 63	457 1,613
2	24 470	18 217	1 ..	3 ..
3	13 857	14 156	1 2
4	16 1,523	318 1,213	106 1,404
5	41 3,671	13 67	172 1,691
6	36 724	6 46
7	70 1,630	8 83	1 6
8	17 1,331	42 250	1 3	25 144
9	6 290	59 257	.. 299	1,225 18
10	4 441	7 52	52 150
11	34 784	3 63	101 358
12	14 1,062	120 312	6 3
13	49 2,020	15 229 3
14	25 1,502	133 1,803 6
15	5 245	8 81 6
16	11 293	2 76 19
17	5 296	737 4,633	8 10
18	.. 327	40 186	2 3
19	48 1,300	2,042 9,659	1 26
20	37 917	16 246 5
21	37 540	48 196 2
22	61 1,375	1,545 5,762
23	7 258	8 71	4 ..
24	81 624	36 89
25	18 702	5 73	2 ..
26	27 572	4 121
27	20 1,017	22 291	1 2
28	7 453	2 130 3
29	111 3,366	9 45	307 2,583

	Irish. For. Amer.	Italian. For. Amer.	Japanese. For. Amer.	Lithuanian. For. Amer.
30	58 5,676	50 348	70
31	49 4,238	60 566	.. 7	3 4
32	63 3,320	15 166	1 14
33	32 1,217	267 1,827	11 82
34	42 2,750	2 82 5
35	22 1,072	23 161 1

1,093 46,922 6,179 31,140 9 29 1,117 7,935

	Mexican. For. Amer.	Norwegian. For. Amer.	Polish. For. Amer.	Roumanian. For. Amer.
1	2 6	26 22
2	.. 3	3 33	3 50	5 14
3	1 2	1 27	2 50	6 5
4	8 30	235 4,321	.. 3
5	.. 1	.. 41	376 3,311	2 13
6	.. 2	2 37	2 47	.. 12
7	.. 1	12 116	7 71	2 8
8	.. 1	3 151	998 6,855	.. 6
9 3	246 778	150 132
10	1 10	135 551	174 239
11	1 35	800 5,737	44 69
12	4 113	511 4,636	4 28
13	3 96	7 28	3 9
14	.. 1	17 406	33 492	.. 1
15	134 1,283	88 566	12 50
16	2 99	798 1,221	12,357 16
17	.. 2	4 32	6 57	1 5
18	.. 6	.. 7	143 638	179 164
19	13 81	10 77	41 71
20	.. 2	6 28	5 62
21	.. 2	5 83	58 473	.. 9
22	.. 1	5 31	3 49	1 1
23	1 5	8 64	74 970	6 1
24	15 169	6 64	1 3
25	.. 1	14 143	7 53	1 3
26	266 3,659	259 6,654	.. 19
27	260 2,083	321 7,736	2 23
28	3 36	1,064 7,622	6 23
29	1 53	7 41	1 6
30	.. 1	15 168	4 52	6 4
31	.. 1	4 86	13 96	1 5
32	.. 1	42 261	146 980	23 13
33	4 58	10 425	.. 19
34	91 2,342	13 129
35

2 32 1,045 12,648 8,247 86,185 687 983

	Russian. For. Amer.	Scotch. For. Amer.	Servian. For. Amer.	Spanish. For. Amer.
1	53 232	.. 2	.. 6
2	72 350	26 51 6
3	52 364	19 120 5
4	23 150	11 104
5	77 342	4 125
6	44 351	21 92	4 2
7	76 445	39 257 3
8	71 471	31 188	6 ..
9	2,896 6,665	.. 10 8
10	2,619 5,309	.. 3	.. 1	3 ..
11	1,171 3,528	2 30	.. 2	6 ..
12	273 2,752	1 90 14
13	97 487	23 302	.. 10
14	94 320	12 121	.. 1
15	1,029 3,779	9 92	1 ..
16	881 1,791	9 9 1
17	183 585	4 27
18	60 240	6 44 2
19	1,810 3,299	3 49
20	1,169 4,941	20 161	.. 6	1 3
21	41 141	7 59	2 1	.. 3
22	48 207	3 27	.. 1	.. 7
23	33 138	3 39	1 1
24	30 79	9 68	.. 26	.. 2
25	35 136	7 101	.. 2	1 1
26	11 66	12 108	.. 2	.. 5
27	172 758	33 280 3
28	131 538	16 152 3
29	65 566	16 118	1 1	.. 3
30	63 240	11 142	2 2	.. 3
31	130 442	120 416 2
32	110 239	65 418	1 1
33	194 887	54 296	10 8	1 1
34	25 390	12 215 3
35	34 145	45 262	2 3	.. 8

13,853 40,974 662 4,578 18 84 17 87

	Swedish. For. Amer.	Swiss. For. Amer.	Welsh. For. Amer.	Others. For. Amer.	
1	2	14	6	25	82
2	34	350	1	6	4
3	32	355	2	10	13
4	4	385	2	2	18
5	9	412	24	84	39
6	23	251	2	20	4
7	62	1,402	3	55	5
8	79	2,267	3	33	2
9	15	2	2	1	2
10	19	2	1	2	9
11	5	185	19	6	21
12	50	876	4	24	5
13	8	120	42	11	127
14	20	315	9	30	7
15	41	703	38	12	3
16	4	62	5	6	1
17	24	329	2	35	5
18	3	35	1	3	6
19	6	13	1	6	26
20	7	131	1	26	2
21	27	388	5	46	3
22	98	1,584	6	96	7
23	29	377	1	90	11
24	43	595	6	64	3
25	139	3,585	5	66	4
26	161	4,992	1	132	6
27	159	3,703	21	201	2
28	57	1,648	1	25	4
29	23	172	5	55	8
30	16	637	2	27	2
31	192	4,875	54	64	6
32	77	1,127	13	71	30
33	195	3,088	30	69	10
34	16	280	3	27	2
35	99	2,794	49	23	43
1,738 38,087 180 1,578 78 729 285 1,337					

TEACHERS IN SCHOOLS OF CHICAGO.

(Public schools.) (Private schools—Grand

Ward.	Male.	Female.	Total.	Male.	Female.	Total.
1.....	4	33	37	5	5	42
2.....	4	38	42	2	35	37
3.....	20	159	179	179
4.....	5	146	151	2	52	205
5.....	4	119	123	16	64	203
6.....	3	146	149	..	67	216
7.....	18	231	249	..	21	270
8.....	9	176	185	6	57	248
9.....	5	157	162	7	37	206
10.....	10	213	223	2	41	266
11.....	6	115	120	7	51	178
12.....	9	245	254	13	62	319
13.....	2	128	130	2	43	175
14.....	4	168	172	1	36	209
15.....	24	211	235	14	22	271
16.....	3	87	90	8	71	169
17.....	5	124	129	6	64	199
18.....	2	58	60	8	25	111
19.....	4	157	161	3	17	181
20.....	64	125	179	7	33	219
21.....	49	87	136	2	9	147
22.....	3	79	82	3	25	110
23.....	12	160	172	15	33	220
24.....	4	123	127	5	38	170
25.....	5	228	233	2	21	256
26.....	2	218	240	10	32	282
27.....	22	332	371	9	41	421
28.....	39	219	227	5	36	268
29.....	8	200	207	10	110	327
30.....	25	160	185	2	50	237
31.....	26	223	254	3	44	301
32.....	19	277	295	1	22	318
33.....	11	214	225	8	46	279
34.....	3	215	218	3	66	287
35.....	14	210	224	..	17	241
Total...446 5,736 6,226 182 1,333 1,565 7,791						

NOTE.—The number of teachers in business colleges and other private educational institutions not included in the above table consists of 627 males and 475 females, or a total of 1,102.

MINORS BETWEEN 14 AND 16 AT WORK.

Ward.	Store and office.	Factory.	Miscellaneous.
1.....	13	18	31
2.....	43	20	63

Ward.	Store and office.	Factory.	Miscellaneous.
3.....	60	33	83
4.....	130	92	222
5.....	71	39	110
6.....	23	11	34
7.....	19	13	32
8.....	45	90	135
9.....	20	23	43
10.....	42	37	79
11.....	55	84	139
12.....	125	162	287
13.....	85	43	78
14.....	50	32	82
15.....	40	46	86
16.....	111	252	423
17.....	20	22	42
18.....	11	10	21
19.....	42	41	83
20.....	23	13	36
21.....	22	29	51
22.....	32	60	92
23.....	40	30	70
24.....	167	79	196
25.....	77	51	128
26.....	75	60	135
27.....	171	99	270
28.....	83	74	157
29.....	109	102	211
30.....	42	35	77
31.....	82	75	157
32.....	165	98	263
33.....	23	25	48
34.....	62	10	72
35.....	50	42	92
Total...2,108 1,950 4,058 1,897 1,577 3,384 2,069 2,154 4,223			

ILLITERATE MINORS 12 AND OVER AND UNDER 21.

(Neither read nor write any language.)

Ward.	Males.	Fem.	T'l.	Ward.	Males.	Fem.	T'l.
1.....	3	5	8	20.....	5	3	8
2.....	4	8	12	21.....	6	5	11
3.....	3	4	7	22.....	7	3	10
4.....	5	3	8	23.....	5	2	7
5.....	1	2	3	24.....	4	3	7
6.....	25.....	9	10	19
7.....	4	6	10	26.....	4	7	11
8.....	1	3	4	27.....	5	6	11
9.....	8	6	14	28.....	2	1	3
10.....	5	6	10	29.....	2	2	4
11.....	7	12	19	30.....	1	2	3
12.....	6	8	14	31.....	1	4	5
13.....	5	4	9	32.....	4	6	10
14.....	7	8	15	33.....	9	6	15
15.....	11	10	21	34.....	8	4	12
16.....	9	11	20	35.....	6	8	14
17.....	14	18	32	Total ...191 210 401			
18.....	12	15	27				
19.....	8	10	18				

MINORS WHO ARE DEAF, DUMB, BLIND OR CRIPPLED.

Ward.	Deaf.	Dumb.	Blind.	Crippled.
1.....	1	1	1	1
2.....	2	1	1	2
3.....	5	6	3	1
4.....	7	12	1	2
5.....	6	5	4	3
6.....	6	3	6	4
7.....	14	35	4	1
8.....	7	6	3	4
9.....	2	2	1	1
10.....	2	..	6	2
11.....	4	2	3	2
12.....	3	7	3	4
13.....	5	4	1	6
14.....	2	2	3	1
15.....	8	14	1	6
16.....	12	9	7	8
17.....	4	7	6	7
18.....	6	2	3	2
19.....	20	29	10	11
20.....	4	2	1	4
21.....	4	4	2	4
22.....	4	2	3	1
23.....	14	16	10	8

Deaf		Dumb		Blind		Crippled		Deaf		Dumb		Blind		Crippled	
Male.	Fem.	Male.	Fem.	Male.	Fem.	Male.	Fem.	Male.	Fem.	Male.	Fem.	Male.	Fem.	Male.	Fem.
24....	5	4	1	3	5	3	15	7	24....	8	9	6	3	5	2
25....	6	5	3	4	3	3	35....	6	7	4	4	10	5
26....	3	13	10	3	11	..	5	5	Total.244 279 152 135 185 113 147 117						
27....	11	10	13	1	10	5							
28....	7	6	2	2	4	4	1	2	SCHOOL BUILDINGS.						
29....	9	10	2	2	6	5	The total number of public school buildings was 407, including 267 main buildings, 49 branches owned and 13 rented and 73 portables. In the 267 main school buildings there was room for 268,640 seats.						
30....	6	9	3	4	6	8							
31....	21	17	13	12	2	6							
32....	12	12	3	20	4	3	1	3							
33....	2	6	3	1	4	2	8	6							

CHICAGO MORTALITY STATISTICS.

[From reports of health department.]

POPULATION, DEATHS AND DEATH RATES BY YEARS.

Year.	Popu-lation.	Deaths.	Deaths in 1,000 of popu-lation.	Year.	Popu-lation.	Deaths.	Deaths in 1,000 of popu-lation.	Year.	Popu-lation.	Deaths.	Deaths in 1,000 of popu-lation.
1843.....	7,580	141	18.60	1866.....	200,418	6,524	32.55	1889.....	935,000	16,946	19.12
1844.....	10,170	336	33.04	1867.....	225,000	4,773	21.21	1890.....	1,099,850	21,856	19.87
1845.....	12,088	344	28.46	1868.....	252,054	5,984	23.74	1891.....	1,148,796	27,754	24.14
1846.....	14,169	394	27.81	1869.....	280,000	6,488	23.17	1892.....	1,199,730	26,219	21.85
1847.....	16,859	572	33.93	1870.....	306,605	7,323	23.88	1893.....	1,253,022	27,083	21.61
1848.....	20,023	638	31.36	1871.....	324,270	6,976	20.57	1894.....	1,308,682	23,892	18.26
1849.....	23,047	1,701	73.80	1872.....	367,396	10,156	27.64	1895.....	1,366,813	24,219	17.72
1850.....	29,963	1,467	48.96	1873.....	380,000	9,557	25.15	1896.....	1,427,527	23,257	16.29
1851.....	34,000	927	27.26	1874.....	395,408	8,025	20.30	1897.....	1,490,937	21,809	14.62
1852.....	38,734	1,809	46.70	1875.....	400,500	7,899	19.72	1898.....	1,557,164	22,793	14.64
1853.....	59,130	1,325	22.41	1876.....	407,661	8,573	21.03	1899.....	1,626,333	25,503	15.68
1854.....	65,872	4,217	64.02	1877.....	430,000	8,028	18.67	1900.....	1,698,575	24,941	14.68
1855.....	80,023	2,181	27.26	1878.....	436,731	7,422	16.99	1901.....	1,751,968	24,406	13.93
1856.....	84,113	2,086	24.80	1879.....	491,516	8,614	17.53	1902.....	1,801,255	26,455	14.69
1857.....	87,600	2,414	27.56	1880.....	508,185	10,462	20.79	1903.....	1,849,116	29,048	15.62
1858.....	90,000	2,255	25.06	1881.....	550,000	14,101	26.11	1904.....	1,899,829	26,311	13.85
1859.....	93,000	2,008	21.59	1882.....	560,693	13,294	23.60	1905.....	1,949,116	27,212	13.96
1860.....	109,206	2,264	20.73	1883.....	580,000	11,555	19.92	1906.....	1,993,403	29,048	14.54
1861.....	120,000	2,279	18.99	1884.....	629,885	12,471	19.99	1907.....	2,047,690	32,198	15.72
1862.....	133,186	2,835	20.52	1885.....	665,000	12,474	18.76	1908.....	2,096,977	30,358	14.49
1863.....	150,000	3,875	25.83	1886.....	708,715	13,699	15.47	1909.....	2,146,264	31,296	14.58
1864.....	169,353	4,448	26.26	1887.....	760,000	15,409	20.27	1910.....	2,196,551	33,241	15.14
1865.....	178,492	4,029	22.57	1888.....	802,651	15,772	19.65				

NOTE—The population is for midyear.

DETAILED STATEMENT OF MORTALITY IN 1910.

Total deaths, all causes.....	33,241	Diphtheria.....	770	Organic diseases of the heart.....	2,942
Death rate per annum per 1,000.....	15.1	"Croup".....	52	Angina pectoris.....	104
BY SEX.		Influenza.....	145	Bronchitis (total).....	371
Males.....	19,169	Dysentery (all ages).....	66	Acute bronchitis.....	76
Females.....	14,072	Under 2 years of age.....	26	Chronic bronchitis.....	35
BY COLOR.		2 years and over.....	40	Bronchopneumonia.....	1,760
White.....	32,130	Tuberculosis (total).....	3,908	Pneumonia.....	3,526
Colored.....	1,111	Tuberculosis of lungs.....	3,366	Lobar pneumonia.....	1,618
BY AGES.		Other forms tuberculosis.....	542	"Pneumonia" (undefined).....	1,908
Under 1 year.....	6,841	Cancer.....	1,804	Diarrhea and enteritis (all ages).....	3,816
1 to 4 years.....	3,278	Diabetes.....	343	Under 2 years of age.....	3,511
5 to 19 years.....	2,057	Diseases of nervous system (total).....	1,665	2 years and over.....	305
20 to 59 years.....	13,863	Simple meningitis.....	113	Acute nephritis.....	239
60 years and over.....	7,193	Cerebrospinal fever.....	43	Bright's disease.....	2,261
Unknown age.....	6	Cerebrospinal meningitis.....	58	External causes.....	2,552
BY IMPORTANT CAUSES.		Cerebral hemorrhage, apoplexy.....	839	Suicide.....	453
Typhoid fever.....	300	"Convulsions".....	36	Accident.....	1,865
Smallpox.....	1	Other diseases of nervous system.....	576	Homicide.....	201
Measles.....	191	Pericarditis.....	24	Legal execution*.....	..
Scarlet fever.....	404	Acute endocarditis.....	253	Sunstroke†.....	28
Whooping cough.....	173			All other and unknown causes.....	5,765
Diphtheria and croup.....	822				

*Included in "accident." †Includes all deaths from "effects of heat."

CITY TREASURERS SINCE 1837.

Hiram Pearsons.....	1837-1838	Charles H. Hunt.....	1860	C. Herman Plantz.....	1887-1889
George W. Dole.....	1839	W. H. Rice.....	1861-1862	Bernard Roesing.....	1889-1891
Walter S. Gurnee.....	1840, 1843-1844	David A. Gage, 1863-1864.....	1863-1873	Peter Klobhass.....	1891-1893
N. H. Bolles.....	1840-1841	A. G. Throop.....	1865-1866	M. J. Bransfield.....	1893-1895
Wm. L. Church, 1845-1846, 1848-1849		Willard F. Wentworth.....	1867-1869	Adam Wolf.....	1895-1897
Andrew Getzler.....	1847	Daniel O'Hara.....	1873-1875	Ernst Hummel.....	1897-1899
Edward Manierre.....	1850-1853	Clinton Briggs.....	1876	Adam Ortselien, 1899-1901, 1903-1905	
Uriah P. Harris.....	1854	Charles R. Larrabee.....	1877-1878	Charles F. Gunther.....	1901-1903
William F. DeWolf.....	1855	William C. Seipp.....	1879-1881	Frederick W. Blockl.....	1895-1897
C. J. Rose.....	1856	Rudolph Brand.....	1881-1883	John F. Traeger.....	1907-1909
C. N. Fielden.....	1857	John M. Dunphy.....	1883-1885	Isaac N. Powell.....	1909-1911
Alonzo Harvey.....	1858-1860	William M. Devine.....	1885-1887	Henry Stuckart.....	1911-1913

CHICAGO PARKS AND BOULEVARDS.

LINCOLN PARK SYSTEM.

Commissioners (Appointed by Governor with Consent of Senate)—Leo Austrian, F. H. Gansberger, Bryan Lathrop, Amos Pettibone, Francis T. Simmons, Frederick L. Wilk, Charles H. Wilson. Officers—Francis T. Simmons, president; Bryan Lathrop, vice-president; Frederick L. Wilk, auditor; Theodore Freeman, treasurer; Arthur S. Lewis, superintendent and secretary; C. A. Churnan, attorney.

Office—In Academy of Sciences, Lincoln park, Clark and Center streets.

The Lincoln park district consists of the towns of North Chicago and Lake View, with Fullerton avenue as the dividing line, and is bounded on the north by Devon avenue, on the south by the Chicago river and extends from Lake Michigan on the east to the north branch of the river and North Western avenue on the west.

The area of the Lincoln park district is 12.64 square miles and the population about 440,262. The total area of the parks and boulevards is 699.94 acres, with 9.33 miles of boulevard.

Lincoln Park—Lincoln park, previously known as Lake park, began its history under its present name by resolution passed by the common council of Chicago under date of June 5, 1865. The park proper is 317 acres in extent and extends from Diversey boulevard to Oak street along the lake front. To this 235 acres of land is being added by filling in Lake Michigan north of Diversey boulevard. This extension will contain a seventy-acre yacht harbor and will have bathing facilities.

The park contains a large floral department, also an extensive zoological garden containing about 1,200 animals. Boating and bathing facilities are furnished and the park lagoon—one mile in length—gives an admirable course for racing. The Academy of Sciences is located in the park at the foot of Center street. This building was erected in 1893 and contains about 250,000 specimens. It is noted for its collection of local natural history specimens and for its complete collection of mollusks.

The park has provided facilities for outdoor games during both the winter and summer seasons.

Stanton Park—At Vedder, Vine and Rees streets; area 5 acres.

Lake Shore Playground—Area 9.160 acres; is situated between Pearson street and Chicago avenue, extending from the Chicago avenue pumping works to the lake. This park is fitted up as a playground, containing a shelter house, refectory, with outdoor gymnasium apparatus.

Seward Park—Contains 1.73 acres; is fitted with outdoor and indoor gymnasium and has a fieldhouse which contains reading rooms, assembly hall, clubrooms, restaurant, a branch of the public library and facilities for gymnastic work and aquatic sports.

Hamlin Park—Wellington and Robey streets; area 10 acres; is fully equipped with fieldhouse and out-of-door gymnasium facilities.

Wells Park—Western avenue and Montrose boulevard; area 10 acres.

LENGTH OF NORTH SIDE BOULEVARDS.

In miles and fractions of miles.

Dearborn parkway, .123.	North avenue, .450.
Diversey parkway, 2.356.	Lincoln park, west, .450.
Fullerton parkway, .510.	North Shore, .886.
Garfield avenue, .030.	Ohio, .682.
Lake Shore drive, .745.	Sheridan road, 2.148.
Lake View, .490.	North State parkway, .123.
Lincoln parkway, .539.	

SOUTH PARKS.

Commissioners (appointed by Circuit court judges)—Henry G. Foreman, Charles L. Hutchinson, Joseph Donnersberger, Edward Tilden, John Barton Payne.

Officers—John Barton Payne, president; Joseph Donnersberger, auditor; George M. Reynolds, treasurer; John F. Nell, secretary; Robert Redfield, attorney; J. F. Foster, general superin-

tendent; E. O. Greifenhagen, superintendent of employment.

Offices—In Washington park, 57th street and Cottage Grove avenue.

The south park district is bounded on the north by the Chicago river and the Illinois and Michigan canal, east by Lake Michigan and the state of Indiana, south by 87th street and 138th street and west by South 48th avenue and State street.

The area of the south park district is 92.6 square miles; population is slightly in excess of 600,000. The total area of parks is 2,043.98 acres and of parks and boulevards 2,494.59 acres, consisting of twenty-four parks and 32.95 miles of boulevards— $3\frac{1}{4}$ acres of park to each 1,000 inhabitants. The following is a list of the parks and boulevards:

Jackson Park—Area 542.39 acres; bounded on the north by 56th street, east by Lake Michigan, south by 67th street and west by Stony Island avenue; this park is provided with facilities for boating, rowboats and launches, has two golf courses, one of nine holes and the other of eighteen holes, with golf shelter, lockers and showers for both men and women; It has baseball and football fields, tennis courts, refectory, beach bathing, music court, the Field museum of natural history occupying the World's Fair art building located in the northern part of the park, and in the winter skating is provided.

Washington Park—Area 371 acres; bounded on the north by 51st street, east by Cottage Grove avenue, south by 60th street, west by South Park avenue; has the same accommodations for the public as Jackson park except the golf facilities and the museum and in addition has croquet courts, archery range, horse speedway, accommodations for fly casting, wading pool and sand court for children and a house for the game of curling.

Marquette Park—Area 322.68 acres; bounded on the north by 67th street, east by California avenue, south by 71st street and west by the Grand Trunk Western railroad. The east 80 acres have been improved. It has ball fields and tennis courts and skating in the winter.

Grant Park—Area 205.14 acres; bounded on the north by Randolph street, east by Lake Michigan, south by Park row, west by Michigan avenue. This park is under construction. Temporary provision is made for athletic work in the northern part of the park. The Logan monument and the Art institute are located in this park.

Midway Plaisance—The connecting way between Washington and Jackson parks; bounded on the north by 59th street, east by Stony Island avenue, south by 60th street, west by Cottage Grove avenue. Has tennis courts and in the winter skating and hockey.

McKinley Park—Area 74.83 acres; bounded on the north by 37th street and Archer avenue, east by Robey street, south by 39th street, west by Western Avenue boulevard. Has swimming pool, outdoor gymnasiums for men and women, tennis courts, ball field, children's playground, wading pool and skating in the winter. Improvements not entirely completed.

Gage Park—Area 20 acres; situated at the intersection of Western avenue and 55th street. Has wading pool, ball field and tennis court.

Sherman Park—Area 60.60 acres; bounded on the north by 52d street, east by Center avenue, south by Garfield boulevard, west by Loomis street. Has recreation buildings which include an assembly hall used by the people free of charge for various entertainments, clubrooms for meetings of the various clubs of the community, reading room supplied with periodicals by the park commissioners, lunchroom, gymnasiums for men and for women, shower and plunge baths and locker rooms. There are also outdoor gymnasiums for men and women, playground for children, wading pool and swimming pool with the necessary dressing booths. Provision is made for baseball, football, tennis and boating. There is also a band stand under which concerts are given during the summer every Sunday evening. Also skating in the winter.

Ogden Park—Area 60.56 acres; bounded on the north by 64th street, east by Center avenue, south by 67th street, west by Loomis street. The same facilities for recreation and pleasure are provided as in Sherman park, except lunch counter.

Palmer Park—Area 40.48 acres; bounded on the north by 111th street, east by South Park avenue, south by 113th street, west by Indiana avenue. The same facilities for recreation and pleasure are provided as in Sherman park, except boating and lunch counter.

Hamilton Park—Area 29.95 acres; bounded on the north by 72d street, east by C., R. L. & P. railway, south by 74th street, west by C. & W. I. railway. The same facilities for recreation and pleasure are provided as in Sherman park, except swimming pool and boating.

Bessemer Park—Area 22.83 acres; bounded on the north by 89th street, east by Muskegon avenue, south by 91st street, west by South Chicago avenue. The same facilities as Sherman park except lunch counter and boating.

Maple White Square—Area 10 acres; bounded on the north by 29th street, east by Halsted street, south by 30th street, west by Poplar avenue. The same facilities as Sherman park except boating and lunch counter.

Armour Square—Area 10 acres; bounded on the north by 33d street, east by 5th avenue, south by 34th street, west by Shields avenue. The same facilities as Sherman park except boating.

Cornell Square—Area 10 acres; bounded on the north by 50th street, east by Lincoln street, south by 51st street, west by Wood street. The same facilities as Sherman park except boating and lunch counter.

Davis Square—Area 10 acres; bounded on the north by 44th street, east by Marshfield avenue, south by 45th street, west by Hermitage avenue. The same facilities as Sherman park except boating.

Russell Square—Area 11.47 acres; bounded on the north by 83d street, east by Bond avenue, south by Illinois avenue, west by Houston avenue. The same facilities as Sherman park except boating and lunch counter.

Calumet Park—Area 66.19 acres; bounded on the north by 95th street, east by Lake Michigan, south by 102d street, west by Avenue G and a line about 50 feet east of C., L. S. & E. railway. Has not yet been improved, but a bathing beach is maintained there during the summer with suitable dressing booths and provision is made for baseball, football and tennis, and skating in the winter.

Hardin Square—Area 7.41 acres; bounded on the north by 25th street, east by the Rock Island right of way, south by 26th street, west by Wentworth avenue. Not yet improved. Provision for baseball and football.

No. 4 Square—Area 10 acres; bounded on the north by 45th street, east by Princeton avenue, south by 46th place, west by Stewart avenue; now being improved with same facilities as Sherman park in a more extensive form.

No. 15 Park—Area 19.16 acres; bounded on the north by 76th street, east by Dobson avenue, south by 78th street, west by Ingleside avenue. Not yet improved.

No. 16 Park—Area 13.52 acres; bounded on the north by 103d street, east by Bensley avenue, south by 105th street, west by Oglesby avenue. Not yet improved.

No. 17 Park—Area 20 acres; bounded on the north by 130th street, east by Carondelet avenue, south by 132d street, west by Exchange avenue. Not yet improved.

No. 18 Park—Area 20.19 acres; bounded on the north by 90th street, east by St. Lawrence avenue, south by 51st street, west by South Park avenue. Not yet improved.

Michigan Avenue Boulevard—80 to 100 feet wide; from Garfield boulevard to Randolph street.

Garfield Boulevard—200 feet wide; from South Park avenue to Western Avenue boulevard on the line of 55th street.

Western Avenue Boulevard—200 feet wide; a strip of land east of and adjoining the center line of Western avenue from the Illinois and Michigan canal to 55th street (Garfield boulevard).

Grand Boulevard—198 feet wide; on the line of South Park avenue from 35th to 51st street.

Drexel Boulevard—200 feet wide; first street east of Cottage Grove avenue and extending from Oakwood boulevard to 51st street.

Prairie Avenue—66 feet wide; the street of that name from 16th to 29th street.

South Park Avenue—66 feet wide; being the street of that name between 35th and 29th streets.

Jackson Street—66 feet wide; being the street of that name extending from Michigan avenue to the south branch of the Chicago river.

Oakwood Boulevard—100 feet wide; the first street south of 39th street between Grand boulevard and Cottage Grove avenue.

Thirty-Third Street—66 feet wide; being the street of that name between Michigan avenue and South Park avenue.

Sixteenth Street—50 feet wide; being the street of that name between Michigan avenue and Prairie avenue.

Twenty-Ninth Street—66 feet wide; being the street of that name between Prairie avenue and South Park avenue.

Fifty-Seventh Street—100 feet wide; being the street of that name between the I. C. railroad right of way and the west line of Jackson park.

Sixty-Sixth Street—66 feet wide; being the street of that name from Jackson park to Vincennes avenue.

Vincennes Avenue—66 feet wide; from 66th street to 67th street.

Sixty-Seventh Street—66 feet wide; being the street of that name from Vincennes avenue to California avenue.

Normal Avenue—66 feet wide; from Garfield boulevard to 72d street.

Loomis Street—66 feet wide; being the street of that name from Garfield boulevard to 67th street.

Hyde Park Boulevard—100 feet wide; being that part of 51st street between Drexel avenue and East End avenue.

East End Avenue—85 feet wide; being the street of that name from 51st street to Jackson park.

Yates Avenue—100 feet wide; being the street of that name from Jackson park to 71st street.

Seventy-First Street—100 feet wide, being the street of that name from Yates avenue to Bond avenue.

Bond Avenue—66 feet wide; being the street of that name from 71st street to 83d place.

WEST CHICAGO PARKS.

Commissioners (Appointed by Governor with Consent of Senate)—John F. Smulski, Frederick W. Dreckman, John F. Hovland, William Kolacek, William C. Eggert, Joseph A. O'Donnell, Addison E. Wells.

Officers—William Kolacek, president; William O. Eggert, auditor; Bernard A. Eckhart, treasurer; George A. Mugler, secretary; John M. Dingman, assistant secretary; Jens Jensen, consulting landscape architect; Alfred C. Schrader, superintendent and engineer; Charles B. Pavlicek, attorney.

Offices—In Union park, Lake street and Ashland boulevard.

The west park district comprises all that part of the town of West Chicago lying between the Illinois and Michigan canal and the Chicago river and the following described lines: Beginning at the north branch of the Chicago river at Belmont avenue, thence west to North Kedzie avenue, thence south along Kedzie avenue to North avenue, thence west along North avenue to North 60th avenue, thence south along 60th avenue to 12th street, thence east along 12th street to South 46th avenue, thence south along South 46th avenue to West 39th street, thence east along 39th street to the Illinois and Michigan canal.

The area of the west park district is 35.5 square miles; population is about 872,000. The total area of parks and boulevards is 1,035.43 acres, consisting of thirteen parks and twenty-five miles of boulevard—0.72 acre of park to each 1,000 inhabitants. Area of parks, 629.23 acres. The following is a list of the parks and boulevards:

Humboldt Park—Area 205.86 acres; bounded on the north by West North avenue, east by California and Sacramento avenues, south by Division and Augusta streets and west by Kedzie

avenue; has rose garden with pergola and garden hall and fountains; refectory building, also a pavilion and boat landing, music court, a wading pool and shelter building for children; is provided with facilities for boating, has baseball diamonds and tennis courts and in winter skating and tobogganing are provided.

Garfield Park—Area 187.53 acres; bounded on the north by Kinzie and Lake streets, east by Central Park avenue and Homan avenue, south by Madison street and Colorado avenue and west by Hamilton avenue. Has a new conservatory, the largest in the country; refectory building, boat landing and pavilion, music court and band stand, water courts with fountain, basin and extensive flower gardens. Has a golf course with fieldhouse containing lockers for men and women; also has tennis courts and facilities for fly casting, and in winter skating, tobogganing and curling facilities are provided.

Douglas Park—Area 181.99 acres; bounded on the north by West 12th street, east by California avenue, south by 19th street and west by Albany avenue. Has refectory building, boat landing and pavilion, music court, flower gardens, outdoor gymnasium and natatorium with swimming pools, shower baths and dressing rooms for men and women. Facilities are provided for baseball, boating and lawn tennis, and in winter skating and tobogganing.

Union Park—Area 17.37 acres; bounded on the north by Lake street, east by Ogden avenue and Bryant place, south by Warren avenue and west by Ashland boulevard. In this park the offices of the West Chicago park commissioners are located. In winter facilities for skating are provided.

Jefferson Park—Area 7.02 acres; bounded on the north by Monroe street, east by Throop street, south by Adams street and west by Loomis street.

Vernon Park—Area 6.14 acres; bounded on the north by Macalister place, east by Centre avenue, south by Gilpin place and west by Loomis street.

Wicker Park—Area 4.03 acres; bounded on the north and east by Park street, south by Fowler street and west by Robey street.

Holstein Park—Area 1.94 acres; bounded on the north by Elm street, south by Hamburg street and located one block east of Western avenue. Has an outdoor gymnasium and play field and shelter building, and in winter skating is provided.

Campbell Park—Area 1.38 acres; a strip of land 100 feet wide lying between Oakley boulevard and Leavitt street and one block north of Polk street.

Shedd's Park—Area 1.13 acres; located at 23d street and Millard avenue, opposite Lawdale station of the Chicago, Burlington & Quincy Railway company.

Small Park No. 1—Area, 3.125 acres; bounded on the north by Cornell street, east by Chase street, south by Chicago avenue and west by Noble street. A fieldhouse has been provided containing gymnasium and shower baths for men and women, lunchrooms, library and reading room and assembly hall; also an outdoor swimming pool with shower baths and dressing rooms for men and women. An outdoor gymnasium for men and women, play field with wading pool and sand courts for children and tennis courts and ball grounds have been provided; also skating in the winter.

Small Park No. 2, containing 2.89 acres, bounded on the north by Barber street, east by Jefferson street, south by 14th place and west by Union street, has been completed by the west park board. In this park the same facilities for recreation and pleasure are provided as in the small parks and playgrounds mentioned above.

Small Park No. 3—Area, 3.85 acres; bounded on the north by 20th street, east by Flisk street, south by 21st street and west by May street. The same facilities for recreation and pleasure are provided as in the small park No. 1.

Humboldt boulevard, 2.94 miles long, 100 feet to 400 feet wide, from Diversey boulevard bridge to Humboldt park, connecting the west park system with the Lincoln park system on the north, has

been renamed for house-numbering purposes as follows:

Logan Boulevard—From the Diversey boulevard bridge to North Kedzie boulevard.

North Kedzie Boulevard—From Logan boulevard to Palmer square.

Palmer Square—From North Kedzie boulevard to Humboldt boulevard.

Humboldt Boulevard—From Palmer square to Humboldt park.

Franklin boulevard, 1.5 miles long, 250 to 400 feet wide, connecting Humboldt and Garfield parks, has been renamed for house-numbering purposes as follows:

North Sacramento Boulevard—From Humboldt park south to Franklin boulevard.

Franklin Boulevard—West from North Sacramento boulevard to North Central Park boulevard.

North Central Park Boulevard—South from Franklin boulevard to Garfield park.

Douglas boulevard, 1.68 miles long, 250 feet wide, connecting Garfield and Douglas parks, has been renamed for house-numbering purposes as follows:

Independence Boulevard—South from Garfield park to Douglas boulevard.

Douglas Boulevard—East from Independence boulevard to Douglas park.

Marshall boulevard, 2.17 miles long, 360 feet wide, from Douglas park to the Illinois and Michigan canal, connecting the west park system on the south with the south park system at Western avenue, has been renamed for house-numbering purposes as follows:

Marshall Boulevard—From Douglas park south to West 24th boulevard.

West 24th Boulevard—East from Marshall boulevard to South California boulevard.

South California boulevard—From West 24th boulevard south to West 31st boulevard.

West 31st Boulevard—From South California boulevard east to South Western Avenue boulevard.

South Western Avenue Boulevard—South from West 31st boulevard to the Illinois and Michigan canal.

Washington boulevard, 6.31 miles long, from 66 to 100 feet wide, from Canal street west to the city limits through Union park and Garfield park, a continuation of Washington street on the south side, has been renamed for house-numbering purposes West Washington boulevard.

Jackson boulevard, 3.94 miles long, from 66 to 80 feet wide, from the Chicago river west to Garfield park, a continuation of Jackson boulevard on the south side, has been renamed for house-numbering purposes West Jackson boulevard.

Ashland boulevard, 1.28 miles long, 100 feet wide, from Lake street south to 12th street, has been renamed for house-numbering purposes as follows:

North Ashland Boulevard—From West Lake street south to West Madison street.

South Ashland Boulevard—South from West Madison street to West 12th boulevard.

Twelfth Street boulevard, 0.98 mile long, 70 feet wide, from Ashland boulevard to the intersection of Oakley and Ogden boulevards, a continuation of West 12th street, has been renamed for house-numbering purposes West 12th boulevard.

Ogden boulevard, 0.74 mile long, from 70 to 112 feet wide, from the intersection of Oakley boulevard and West 12th boulevard through Douglas park.

Central Park avenue, 0.33 mile long, 80 feet wide, from West Madison street to Colorado avenue, along the east side of Garfield park, has been renamed for house-numbering purposes South Central Park boulevard.

Oakley boulevard, 1.10 miles long, from Washington boulevard to the intersection of West 12th boulevard and Ogden boulevard, has been renamed for house-numbering purposes as follows:

North Oakley Boulevard—South from West Washington boulevard to West Madison street.

South Oakley Boulevard—South from West Madison street to West 12th boulevard.

Homan avenue, 0.25 mile long, from West Lake street to West Madison street, along the east side of Garfield park, has been renamed for house-numbering purposes North Homan boulevard.

Sacramento avenue, 1.59 miles long, from Franklin boulevard to Douglas park, has been renamed for house-numbering purposes as follows: North Sacramento Boulevard—From Franklin boulevard south to West Madison street. South Sacramento Boulevard—From West Madison street south to Douglas park.

SMALL PARKS AND PLAYGROUNDS.

Special Park Commission (appointed by the mayor)—Aldermen Beilfuss, Danisch, McDermott, Harding, Cullerton, Capitani, Schultz, Ryan (4th), Walkowiak, Hazen, Haderlein, Jens Jensen, Abraham M. Liebling, William Best, Thomas J. Dixon, Oscar F. Mayer, Cyril Fliala, James H. Burdette, Paul Drzymalski, Peter S. Goodman, F. A. Lindstrand, George Landau, Frederick Greeley, Dr. J. B. McPatrick, William Kolacek, Joseph Donnersberger, Francis T. Simmons.

Secretary—(Vacancy), room 1004 city hall.

Superintendent of Parks—John Algots.

Superintendent of Playgrounds and Bathing Beaches—Theodore A. Gross.

City Forester—Jacob H. Prost.

The special park commission is appointed by the mayor by authority of the city council. It has charge of a number of small parks and squares which are under the immediate jurisdiction of the city, and it also conducts several bathing beaches on the lake shore and a number of municipal playgrounds. The parks are provided with ornamental and drinking fountains wherever it is practicable, lagoons, swings, tennis courts and landscape and other features according to circumstances. The playgrounds are provided with play apparatus, athletic fields, baseball diamonds, basket-ball courts, skating ponds, drinking fountains, running tracks, gymnastic apparatus and buildings containing toilet rooms, offices, sand courts and roofed platforms. The bathing beaches are provided with bathhouses containing dressing rooms, lockers, change rooms, washrooms, toilets and office.

In 1910 the city appropriation was \$4,290 for administration, \$62,452 for parks, \$56,756 for playgrounds, \$6,345 for city forester and \$4,069 for bathing beaches.

Following is a list of the small parks, playgrounds and bathing beaches in charge of the special park commission, with the area of the parks in acres. Two parks maintained privately are included in the list and are so described:

Adams Park—75th place, 76th street and Dobson avenue; 1½.

Aldine Square—Vincennes avenue, 37th place and alley north of 38th place; 1½.

Amy L. Barnard Park—105th street, between Longwood boulevard and Walden parkway; 1¼.

Arbor Rest—Chestnut, Rush and Cass streets; ¾.

Arcade Park—111th place, 112th street, Morse avenue and Watt avenue; ¾.

Archer Point—Archer avenue, 20th street and Dearborn street; ¼.

Austin Park—Waller avenue, Northwestern railway, Austin avenue and Lake street; 4½.

Belden Avenue Triangle—North Clark street, Sedgwick street and Belden avenue; ½.

Bickerdike Square—Ohio street, Bickerdike street, Ashland place and Armour place; 1¼.

Blackstone Point—Lake avenue, Washington avenue and 49th street; ¾.

Buena Circle—Buena avenue and Kenmore avenue; ½.

Buena Terrace—Sheridan road, Evanston avenue and Buena terrace.

Colorado Point—Colorado avenue, Monroe street and Francisco avenue; ½.

Congress Park—Van Buren street, Rockwell street, Harrison street and Washtenaw avenue; ¾.

Columbus Circle—Exchange avenue, South Chicago avenue and 92d street.

DeKalb Square—Lexington street, Hoyne avenue, Fernway street and DeKalb street; ¾.

Dickinson Park—North 50th avenue, Dickinson avenue and Belle Plaine avenue; 1¼.

Douglas Monument Park—Woodland park, Illinois Central, 35th street and alley west of railroad; 3.

East End Park—East End avenue, 51st street, 53d street and the lake; 10.

Eldred Grove—North 64th avenue, Norwood Park avenue, 53d avenue and Northwestern railway; 1.

Ellis Park—36th street, Langley avenue, 37th street and Elmwood court; 4.

Eugenie Triangle—Eugenie street, North Clark street and LaSalle avenue; ½.

Fernwood Park—103d street, 95th street, Stewart avenue and Canal street; 8.

Green Bay Triangle—North State street, Rush street and Bellevue place; ¾.

Gross Park—Otto street, North Paulina street, School street, Ravenswood avenue; ½.

Groveland (private)—Cottage Grove avenue, 34th street and Illinois Central railway; 3½.

Holden Park—Lake street, Indiana street, Central avenue and Park avenue; 4.

Independence Square—West 14th street and Hamlin avenue; 3¾.

Irving Park—Irving Park boulevard, Northwestern railway, near 42d avenue; ¾.

Jefferson Park—Winnemac avenue, North 52d avenue, Argyle avenue and North 53d avenue; 5.

Kedzie Park—Kedzie avenue, between Palmer place and North avenue; 2.

Kinzie Parkway—Kinzie street, between 52d avenue and Willow avenue; 1¼.

Lakewood Point—Greenwood avenue, Lake avenue and 43d street; .27.

Lily Gardens, The—Low avenue, Chicago & Western Indiana railroad, 71st and 73d streets; 3.

Merrick Park—Pine avenue, Willow avenue, Indiana street and Kinzie street; 6½.

Midway, The—Midway, between Waller and Austin avenues; 1½.

Montrose Park—Montrose avenue, Sheridan road and Evanston avenue.

Mulberry Point—Crescent avenue, Ceylon avenue and Mulberry avenue; ¾.

McKenna Triangle—38th street, Archer avenue and Campbell avenue.

Normal Park—67th street, 69th street, Lowe avenue and Western Indiana railroad; 2½.

Norwood Circle—Hobart avenue, Colfax place and Circle avenue; 2¼.

Oak Park—Oak, Rush and State streets; ¾.

Oakland Park—Lake avenue, 39th street and Illinois Central road; ¾.

Ogden Arrow—North Clark street, Wells street and Ogden front; ¾.

Parkway—In North Harding avenue, bounded by West Byron street, West Addison street, Springfield avenue and North 40th avenue.

Patterson Park—Leavitt, Boone and DeKalb streets; ¾.

Pullman Park—111th street and place, Cottage Grove avenue and Morse avenue; ¾.

Rice Triangle—Grand avenue and Western avenue; ¾.

Rocky Ledge—Lake Michigan and 79th street; 3¼.

Railway Gardens—Avondale and Ceylon avenues, south of Northwestern railroad; also on Norwood Park avenue, north of Northwestern railroad; 2¼.

Rutherford Park—Humboldt, North 69th and North 68th avenues; 4½.

Sacramento Avenue Parking—Sacramento avenue, 26th street and house of correction; ¾.

Sayre Park—69th avenue, West Belden avenue, 68th court and Humboldt street; 3½.

Schoenhofen Place—Canal street, Canalport avenue and 18th street; ¾.

Washington Square—North Clark street, Walton place, Dearborn avenue and Washington place; 3.

Winnemac Avenue Park—Robery street, Winnemac avenue, Foster avenue and Clay street; 40.

Woodland Park (private)—Cottage Grove avenue, Illinois Central road, between 34th and 35th streets; 3¾.

UNIMPROVED.

Avondale Park—Avondale avenue, North Avers avenue and Addison street.

Crescent Park—Crescent road, Prescott avenue, Ormonde avenue and Grassmere road; 8.

Dauphin Park—87th street, Illinois Central line, 81st street and Dauphin avenue; 5¼.

Geator's Parkway—North St. Louis avenue, North Homan avenue and West Kinzie street.

Higgins Road Triangle—Milwaukee avenue and Higgins road.
 Kosciusko Triangle—Kosciusko avenue, between Milwaukee avenue and North 62d avenue; 1/2 Myrtle Grove—Hobart avenue, Myrtle avenue and Grant place; 1/2.
 Parkway—In North Avers avenue, bounded by North Springfield avenue, Northwestern railroad, North Hamlin avenue and West Addison street.
 Tract fronting on Montgomery avenue, west of Rockwell street and North of West 42d street.
 Triangle at West Belmont avenue, Elston avenue and California avenue.
 Triangle at West 69th street, Vincennes avenue and Lafayette avenue.
 Triangle at Blue Island avenue, 16th street and Throop street.

MUNICIPAL PLAYGROUNDS.

Names, location and dimensions of the municipal playgrounds in Chicago:
 George E. Adams—Seminary avenue, south of Center street; 402 by 283 feet.
 Audubon—Hoyne avenue, Cornelia avenue and Hamilton avenue; 125 by 165 feet.
 Holden—Bonfield street, near West 35th; 696 by 116 feet.
 Commercial Club—West Chicago avenue, near Lincoln street; main ground, 200 by 125 feet; annex, 120 by 123 feet.
 John B. Drake—Calumet avenue, between 26th and 28th streets; 194 by 181 feet.
 Moseley—Wabash avenue and 24th street; 200 by 200 feet.
 McLaren—West Polk street, near Lavin; 175 by 183 feet.
 Northwestern Elevated—Alaska and Larrabee streets; 90 by 350 feet.
 Sampson—15th street, near Loomis; 215 by 125 feet.
 Hamlin Avenue—Springfield avenue, Hamlin avenue, 16th street, north to Avers avenue; 300 by 593 feet.
 Orleans—Institute place and Orleans street; 136 by 126 feet.
 Max Bentner—Wentworth avenue and 33d and LaSalle street; 113 by 200 and 346 by 258 feet.

Wrightwood Avenue—Corner Perry street and Wrightwood avenue; 454 by 361 feet.
 McCormick—Sawyer avenue and 28th street; 275 by 125 feet.
 Walter Christopher—22d street, west of Robey; 225 by 125 feet.
 Dante—Forquer and Ewing streets, west of Desplaines; 90 by 235 feet.
 Washington—Carpenter street and Grand avenue; 128 by 174 feet.

The total attendance at the municipal playgrounds in 1909 was 2,396,182, and in 1910, 2,969,197.

MUNICIPAL BATHING BEACHES.

Walker—Lake Michigan, foot of 25th street.
 Rocky Ledge—Lake Michigan, foot of 79th street.

NORTH SHORE PARK DISTRICT.

Office, 1530 Fargo avenue.

The north shore park district comprises the territory bounded on the north by the city limits, on the east by Lake Michigan, on the south by Devon avenue and on the west by the Chicago & Northwestern railway line. There are no parks as yet, but the board has jurisdiction over about four miles of boulevards, including Sheridan road, Ashland avenue and Pratt boulevard.

PLAYGROUND ASSOCIATION OF CHICAGO.

Office—229, 31 West Lake street.
 President—Harold F. McCormick.
 Treasurer—J. L. Houghteling.
 Secretary—Graham R. Taylor.

SUMMARY OF PARK AREAS.

South park system (acres).....	2,494.74
West park system.....	1,035.43
Lincoln park system.....	639.94
Other parks and squares.....	143.56
Unimproved	54.83
Total	4,428.50

CEMETERIES IN CHICAGO AND VICINITY.

Arlington—West thirteen miles, near Elmhurst.
 Bethany—Archer avenue and 79th street.
 Bohemian National—North 40th and Foster avenues.
 B'nai Abraham—South of Forest Home.
 B'nai Shalom—North Clark street, near Graceland avenue.
 B'rith Abraham—Desplaines avenue and 14th street, Forest Park.
 Brookside—West sixteen miles, near South Elmhurst.
 Calvary—North ten miles, near South Evanston.
 Chebra Gemilath Chasadim Ubikur Cholim—North Clark street, near Graceland avenue.
 Chebra Kadisha Ubikur Cholim—North Clark street, near Graceland avenue.
 Chebra Shomer Hadass—Nine miles west of Desplaines avenue, north of West 12th street.
 Concordia—Nine miles west of Madison street.
 Crown Hill—Fourteen miles west of Aurora, Elgin & Joliet railway.
 Eden—Irving Park boulevard, near Franklin Park.
 Elm Lawn—West thirteen miles on Lake street, near Elmhurst.
 Elmwood—Grand and Beach avenues.
 Evergreen—South Kedzie avenue and 87th street.
 Forest Home—West ten miles on 12th street.
 Free Sons of Israel—At Waldheim.
 German Lutheran—North Clark street and Graceland avenue.
 Graceland—North five miles on Clark street.
 Hebrew Benevolent Society—North Clark street, near Graceland avenue.
 Highland—West Chicago.
 Montrose—Bryn Mawr and North 40th avenues.
 Moses Montefiore—South of Forest Home.
 Mount Auburn—Southwest nine and one-half miles, at 39th street and Oak Park avenue.
 Mount Carmel—Hillside Station.

Mount Greenwood—Thornton, Ill.
 Mount Greenwood—Near Morgan Park; south.
 Mount Hope—Near Morgan Park.
 Mount Maary—Dunning; northwest.
 Mount Olive—North 64th avenue, near West Irving Park boulevard.
 Mount Olivet—South sixteen miles, near Morgan Park.
 New Light—East Prairie road, near Lincoln avenue, Morton Grove; northwest.
 North Chicago Hebrew Congregation—At Rosehill; north.
 Norwood Park—Sanford avenue and Higgins road.
 Oak Hill—West 119th street and Kedzie avenue.
 Oakland—Proviso; west twelve miles.
 Oak Lawn—South Halsted and 180th streets.
 Oakridge—Oakridge avenue and West 12th street; west twelve miles.
 Oakwoods—Greenwood avenue and 67th street; south.
 Oesterlech-Ungarischer Kranken Unterstuetzungs-Verein—At Waldheim.
 Ohavo Amuno—South of Forest Home.
 Ohavo Shalom—At Oakwoods.
 Polish—Milwaukee avenue, near Norwood Park.
 Ridgeland—North 40th and Peterson avenues.
 Rosehill—North seven miles.
 St. Adalbert—Norwood Park.
 St. Boniface—North Clark street and Lawrence avenue.
 St. Henry—Ridge and Devon avenues.
 St. Joseph's—River Grove.
 St. Lukas—5232 North 40th avenue.
 St. Maria—Grand Trunk railway and 87th street; south.
 Sinai Congregation—At Rosehill.
 Union Ridge—Higgins avenue, near Norwood Park.
 Waldheim—West ten miles on Harrison street.
 Zion Congregation—At Rosehill.

POLICE HEADQUARTERS AND STATIONS IN CHICAGO.

General headquarters in city hall.

DIVISION HEADQUARTERS.

1. 625 South Clark street.
2. 5233 Lake avenue.
3. 4736 South Halsted street.
4. Maxwell and South Morgan streets.
5. 120 North Desplaines street.
6. 1123 West Chicago avenue.
7. 115 West Chicago avenue.

PRECINCT STATIONS.

1. 367 West Madison street.
2. 625 South Clark street.
3. 210 West 2nd street.
4. 2523 Cottage Grove avenue.
5. 454 East 35th street.
6. 740 West 35th street.
7. 2913 Loomis street.
8. 2813 California avenue.
9. West 35th street and South California avenue.
10. 5233 Lake avenue.
11. State and 50th streets.
12. 6344 Jefferson avenue.
13. 834 East 75th street.
14. 381 East 115th place.
15. 2638 East 89th street.
16. 3525 East 105th street.
17. 6345 Wentworth avenue.
18. West 85th street and South Green street.

19. 4736 South Halsted street.
20. West 47th and South Paulina streets.
21. Maxwell and South Morgan streets.
22. 2075 Canalport avenue.
23. Hinman and South Paulina streets.
24. 2250 West 15th street.
25. 27th street and South Lawndale avenue.
26. South 40th avenue and Fillmore street.
27. 120 North Desplaines street.
28. 1637 West Lake street.
29. 2433 Warren avenue.
30. 4250 West Lake street.
31. West Lake street and Central avenue.
32. 1123 West Chicago avenue.
33. 1312 West North avenue.
34. West North avenue and North Oakley avenue.
35. Shakespear and California avenues.
36. Milwaukee avenue and Irving Park boulevard.
37. Grand avenue and North 49th avenue.
38. 115 West Chicago avenue.
39. Hudson avenue and Blackhawk street.
40. 2126 North Halsted street.
41. 2742 Sheffield avenue.
42. North Halsted street and Addison avenue.
43. North Robey and Grace streets.
44. Foster and North Winchester avenues.
45. North Clark street and Estes avenue.

WORK OF CHICAGO POLICE DEPARTMENT (1910).

PERSONS ARRAIGNED IN COURT.

	Male.	Female.	Total	Male.	Female.	Total	Male.	Female.	Total		
Total number.	67,560	9,658	77,218	From 16 to 20.	6,687	601	7,288	From 40 to 50.	9,485	1,350	10,835
Married	25,493	4,239	29,732	From 20 to 25.	15,696	2,266	17,962	From 50 to 60.	4,050	530	4,580
Single	42,067	5,419	47,486	From 25 to 30.	12,902	1,997	14,899	Over 60.....	1,411	196	1,607
Under 16.	180	20	200	From 30 to 40.	17,119	2,693	19,817				

OCCUPATION OF PRISONERS.

Actes	203	Machinists	1,383
Agents	630	Masons	471
Artists	32	Mechanics	790
Attorneys	61	Midwives	8
Bakers	376	Milkmen	59
Barbers	466	Miners	17
Barkeepers	721	Molders	339
Billposters	37	Musicians	183
Blacksmiths	211	No occupation	9,389
Bollemakers	179	Painters	1,291
Brokers	85	Patternmakers	2
Butchers	554	Peddlers	1,700
Carpenters	1,427	Physicians	140
Chauffeurs	1,977	Plasterers	147
Cigarmakers	205	Plumbers	369
Clergymen	12	Policemen	51
Clerks	3,596	Porters	1,042
Confectioners	43	Printers	682
Cooks	542	Prostitutes	1,351
Dentists	29	Roofers	105
Detectives	10	Sailors	273
Draftsmen	31	Salesmen	1,132
Druggists	88	Saloonkeepers	859
Electricians	455	Servants	1,405
Engineers	322	Shoemakers	207
Farmers	185	Soldiers	19
Firemen	398	Steamfitters	267
Florists	39	Stockdealers	31
Grocers	179	Stonecutters	85
Harnessmakers	29	Street car men	207
Horseshoers	90	Students	122
Housekeepers	3,921	Tallors	1,716
Janitors	519	Teamsters	5,055
Jewelers	65	Tinsmiths	163
Junkdealers	133	Undertakers	37
Laborers	20,712	Upholsterers	63
Lathers	76	Wagonmakers	2
Letter carriers	20	Watchmen	163
Livery men	50	Other occupations	7,201

NATIVITY OF PRISONERS.

	1910.	1909.	1908.	1907.	1906.	1905.
American	40,395	36,174	33,627	31,084	45,162	40,948
Colored	5,434	4,832	3,871	4,653	6,465	5,863
Austrian	1,808	1,486	998	896	1,098	664
Bohemian	1,320	1,051	1,044	1,067	1,103	962
Canadian	552	483	435	478	554	479
Chinese	83	134	168	187	1,022	841

	1910.	1909.	1908.	1907.	1906.	1905.
Danish	280	233	258	228	312	264
English	655	593	517	485	646	533
French	189	220	205	199	253	303
German	4,071	4,314	4,370	4,601	5,119	4,277
Greek	1,391	997	1,069	899	1,156	1,108
Hollander	144	149	103	110	94	105
Italian	2,895	1,831	1,761	1,416	1,715	1,551
Irish	2,666	2,334	2,147	2,303	2,948	2,650
Norwegian	657	559	568	506	634	460
Polish	6,227	5,180	5,459	4,572	4,251	3,263
Russian	3,323	2,557	2,319	1,927	2,450	1,924
Swedish	1,589	1,368	1,164	1,223	1,431	1,218
Scottish	554	390	251	215	280	256
Swiss	65	68	64	61	91	54
Others	2,320	1,794	2,987	1,492	1,628	934
Total	77,218	66,695	63,385	58,002	78,392	68,622

DISPOSITION OF CASES IN MUNICIPAL COURT.

	Male.	Female.	Total.
Held to grand jury.....	2,796	138	2,934
Held to juvenile court.....	55	16	71
Fined in Municipal court.....	29,776	3,771	31,647
Discharged in Municipal court.....	39,006	5,190	44,286
Sent to jail or house of correction.....	1,042	89	1,133
Released on peace bonds.....	99	14	113
Otherwise disposed of.....	222	5	227

CLASSIFICATION OF CHARGES.

	1910.	1909.	1908.	1907.	1906.
Abandonment of child.....	2	6	2	3	1
Abduction	23	18	26	28	24
Abortion	10	17	16	21	11
Arson or attempt to commit arson	45	13	21	19	33
Bigamy	26	26	20	26	19
Burglary	1,124	1,229	1,634	1,415	1,739
Burglary, accessory to.....	17	9	40	15	17
Burglary, attempt to commit	58	73	83	68	88
Children, crime against	78	77
Children, contributing to delinquency of.....	692	523
Confidence game.....	599	621	647	497	501
Conspiracy	38	45
Counterfeiting	5	8	5
Embezzlement	234	230	137	150	168

	1910.	1909.	1908.	1907.	1906.
Forgery	59	74	89	73	87
Having burglars' tools	3	8
Kidnaping	27	14	9	8	11
Larceny and larceny by bailce	4,007	4,369	5,224	5,420	5,329
Larceny, accessory to	23	40	19	21	34
Larceny, attempt to commit	11	13
Malicious mischief....	219	264	231	372	717
Manslaughter	20	22	18	25	33
Mayhem	20	18	27	34	52
Murder	61	73	53	73	68
Murder, accessory to..	22	13	10	17	10
Murder, assault to commit	312	261	328	393	915
Perjury	9	19	19	26	11
Receiv'g stolen prop'y	413	465	429	404	485
Robbery	679	507	708	719	1,001
Robbery, accessory to	23	9	17	11	16
Robbery, assault to commit	105	165	142	173	191
Other felonies.....	41	430	576	621	797
MISDEMEANORS.					
Abandonment of wife or children.....	1,076	922	965	873	547
Assault	714	682	730	2,325	2,698

	1910.	1909.	1908.	1907.	1906.
Assault with deadly weapon	1,080	993	1,036	1,212	1,054
Carrying concealed weapons	970	136	948	1,078	1,330
Compounding a felony	3	28
Cruelty to animals....	368	289	350	388	162
Cruelty to children....	14	11	26	35	62
Disorderly conduct....	51,791	43,398	40,875	35,650	49,230
Doing business without license	1,189	941	392	224	319
Gaming devices, hav'g	35	94	112	115	913
Gaming house, num. of	1,230	1,531	1,671	1,561	5,603
Gaming house, kpr.s. of	386	505	454	408	1,258
Illegal voting.....	9
Intimidation	5	5	4	18	43
Impersonat'g an officer	64	65	60	49	52
Opium den, num.s. of.	37	102	176	74	281
Resisting an officer....	359	348	372	506	833
Riot	16	5	32	25	31
Selling liquor to minors or drunkards..	79	158	160	43	24
Threats, extortion by	15	13	10	9	9
Vagrancy	1,572	1,040	1,196	542	379
Total*	81,269	70,675	68,220	63,132	91,554

*Including crimes not specified in above list.

SUMMARY OF POLICE WORK BY YEARS.

Year.	No. officers and men.	Arrests.*	Fines imposed.	Property recovered.	Miscellaneous salaries.	expenditures.	Total expenditures.
1886.....	1,032	44,261	\$202,036.00	\$149,988.52	\$1,084,259.25	\$108,510.31	\$1,192,769.56
1887.....	1,145	46,505	259,249.00	168,023.03	1,199,022.28	106,539.79	1,305,562.07
1888.....	1,255	50,452	305,176.00	193,141.67	1,297,379.20	177,756.12	1,475,135.32
1889.....	1,624	48,119	275,825.00	206,823.12	1,432,189.25	170,405.35	1,602,594.60
1890.....	1,900	62,230	363,938.00	228,885.73	2,066,308.92	153,818.04	2,200,126.96
1891.....	2,086	70,550	464,850.02	309,585.45	2,485,981.24	136,067.21	2,622,048.45
1892.....	2,726	89,823	615,822.10	319,305.00	2,822,220.87	212,823.65	3,035,043.52
1893.....	3,159	96,676	732,359.00	294,129.83	3,287,530.84	223,026.86	3,550,557.70
1894.....	3,188	98,323	452,340.00	392,082.14	3,433,129.30	210,806.87	3,643,936.17
1895.....	2,850	83,464	301,555.00	360,358.82	3,253,195.20	166,619.60	3,419,814.80
1896.....	3,033	96,847	300,319.00	429,882.00	3,150,569.19	153,839.53	3,304,408.77
1897.....	3,551	83,680	216,284.00	390,628.89	3,290,419.66	167,163.69	3,457,583.35
1898.....	3,594	77,441	212,056.00	372,934.73	3,281,092.08	160,777.77	3,441,869.85
1899.....	3,267	71,349	203,687.00	339,914.59	3,257,256.17	181,318.28	3,438,574.45
1900.....	3,314	70,438	219,902.00	414,181.37	3,230,627.63	164,532.41	3,395,160.04
1901.....	2,782	69,440	258,060.00	381,654.45	3,260,608.80	148,398.15	3,409,006.95
1902.....	2,732	70,314	245,440.00	436,792.73	3,179,948.96	158,833.67	3,338,782.63
1903.....	2,673	77,763	330,026.00	392,181.63	3,420,079.92	149,397.85	3,569,477.77
1904.....	2,776	79,026	393,003.00	298,696.07	3,363,059.47	182,882.36	3,545,941.83
1905.....	2,590	82,572	440,021.00	382,159.61	3,551,447.60	409,826.87	3,961,274.47
1906.....	3,578	91,471	527,450.00	645,043.35	3,796,430.94	274,771.47	4,071,202.36
1907.....	4,110	63,132	477,069.00	498,571.63	4,822,609.36	665,605.65	5,388,110.01
1908.....	4,293	68,220	384,518.00	668,285.17	5,407,117.87	296,799.46	5,703,917.33
1909.....	4,706	70,675	364,509.00	736,957.75	5,544,645.68	266,072.89	5,810,618.57
1910.....	4,260	81,269	445,232.00	1,148,851.00	5,611,840.47	213,614.40	5,825,454.87

*Charges brought.

WIDTHS OF TIRES REQUIRED IN CHICAGO.

The wide-tire ordinance passed by the Chicago city council Feb. 4, 1908, requires that all four-wheeled vehicles shall have tires proportionate to the load they carry, as follows:

Load. Tires, inches.

3,000 pounds or under.....1 1/2

Between 3,000 and 4,000 pounds.....2

Between 4,000 and 6,000 pounds.....2 1/2

Load.	Tires, inches.
Between 6,000 and 8,000 pounds.....	3 1/4
Between 8,000 and 10,000 pounds.....	3 3/4
Between 10,000 and 14,000 pounds.....	4 1/4
Between 14,000 and 18,000 pounds.....	6
Over 18,000 pounds.....	8

The width for two-wheeled trucks is double.



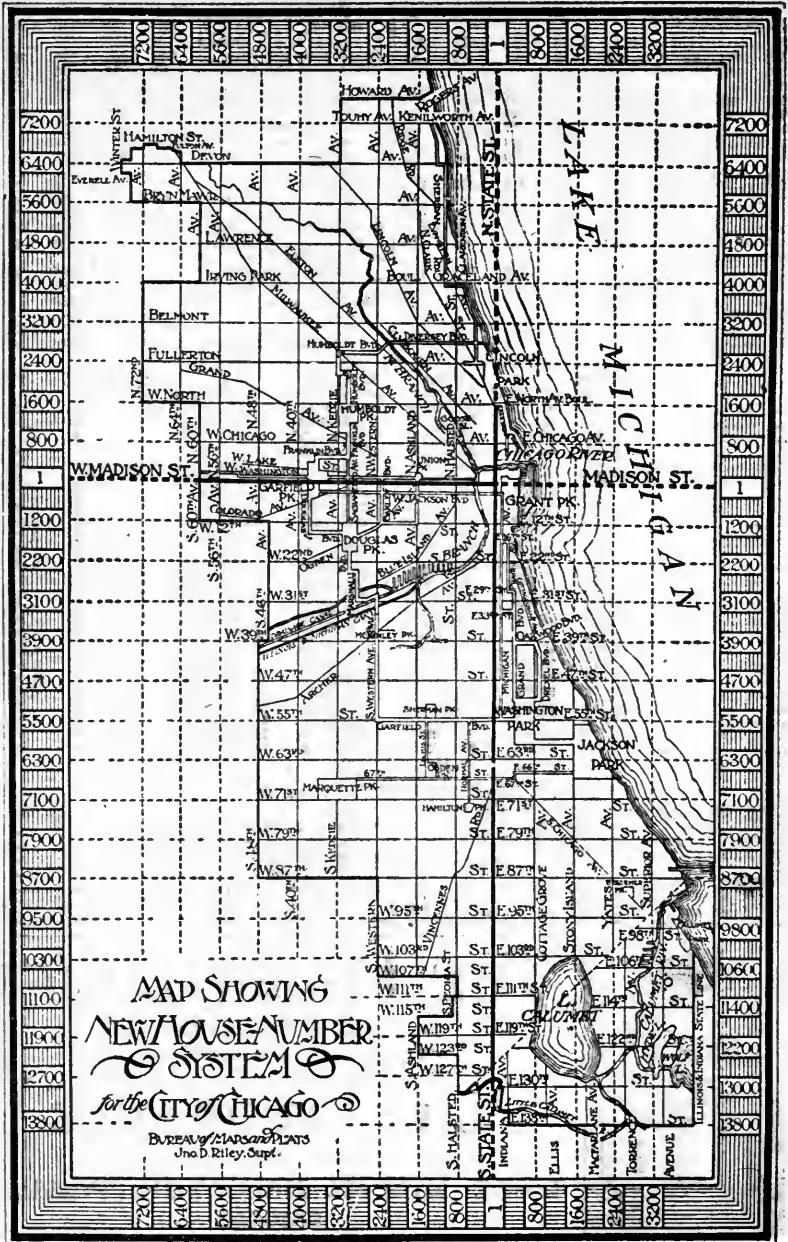
THE FEDERAL LIFE

Is a sterling Chicago Company, deserving of the confidence of BUYERS and SELLERS of

LIFE INSURANCE

If interested, address

ISAAC MILLER HAMILTON, President, CHICAGO



HOUSE-NUMBER SYSTEM IN CHICAGO.

[From report of John D. Riley, superintendent of maps.]

Sept. 20, 1910, the city council passed an amendment to the house number ordinance (of Sept. 1, 1909), the effect of which was to include the downtown district in the new system of numbers, making the same complete for the entire city, the change becoming effective, so far as the downtown district was concerned, April 1, 1911.

The system is laid out on two base lines, State street dividing the east and west streets and Madison street dividing the north and south streets, the numbers being assigned on the basis of 800 numbers to each mile or 100 numbers to the prevailing city block of 660 feet or one-eighth of a mile. An exception to this assignment, however, is made on the north and south streets between Madison street and 31st street, in which territory 1,200 numbers are assigned between Madison and 12th streets, 1,000 between 12th and 22d streets and 900 between 22d and 31st streets. This was necessitated by reason of the fact that it was not deemed expedient or advisable to interfere with the system of numbered streets on the south side.

The system further provides for the use of the prefixes "North," "South," "East" and "West" on all streets which either cross or are open on either side of the base lines and on all streets of numerical nomenclature, whether open on either side of the base line or not. Names of streets open only on one side of either of the base lines do not carry the prefix, the result of this being that all of the east and west streets north of North avenue, at about which point the line of State street runs into Lake Michigan, do not require the use of the prefix "West." This, of course, also applies to such streets as Plymouth court, Polk street and all other named streets open on only one side of either of the base lines.

In the assignment of numbers in the downtown district it was not possible to have 100 numbers to each block by reason of the fact that the blocks, instead of being laid out on the basis of one-eighth of a mile or 660 feet long, are approximately only 400 feet. The assignment, however, was made in as systematic a manner as possible. On the east and west streets downtown, commencing at State street and running west, we get numbers 1 and 2 at State, 50 Dearborn, 100 Clark, 150 LaSalle, 200 5th avenue, 300 Franklin, 350 Market, the terminating numbers at the river picking up those heretofore assigned on the same streets west of the river. On the east and west streets running east of State street we get numbers 1 and 2 at State, 50 at Wabash, the terminating numbers at the west side of Michigan avenue being something less than 100. On the north and south streets, going north from Madison street, we get 1 and 2 at Madison, 100 Washington, 150 Randolph, 200 Lake and 300 South Water street, the terminating numbers at the river picking up with those heretofore assigned to the same streets north of the river. Going south from Madison street on the north and south streets we commence with 1 and 2 at Madison street, 100 Monroe, 200 Adams, 300 Jackson, 400 Van Buren, 500 Congress, 800 Polk, 1000 Taylor and 1200 12th street, all of those numbers being in conformity with those for the same streets as heretofore assigned west of the river. In the business district downtown an individual number is assigned to each entrance on the street level.

CHICAGO FIRE DEPARTMENT CHIEFS.

Alex. Lloyd.....1837-1823	S. McBride.....1855-1857
A. Calhoun.....1829	D. J. Swenje.....1858
L. Nicholl.....1840	I. P. Harris.....1859-1867
A. Sherman.....1841-1843	R. A. Williams.....1867-1873
S. F. Gale.....1844-1846	Matt. Benner.....1873-1879
C. E. Peck.....1847-1848	D. J. Swenje.....1879-1901
A. Gilbert.....1849	Wm. H. Musham.....1901-1904
C. P. Bradley.....1850-1851	John Campion.....1904-1906
J. M. Harris.....1852-1853	James Moran.....1906-1910
J. M. Donnelly.....1854	C. F. Seyferlich.....1910-

Chicago Portland Cement Co.
Chicago, Illinois

Use
"Chicago
AA"



"The Best That
Can Be Made"

CHICAGO CONTRACTS

New City Hall, 30,000 Barrels.
Wenaldine Warehouse (Carson, Pirie, Scott & Co.) 30,000 Barrels.
Mandel Brothers New Department Store Building, 25,000 Barrels

CHICAGO STREET RAILWAY ACCOUNTS AND STATISTICS.

COMBINED BALANCE SHEET.

The combined balance sheet of the Chicago Railway company, the Chicago City Railway company, the Calumet & South Chicago Railway company and the Southern Street Railway company, Jan. 31, 1911, was as follows:

ASSETS.	
Value of Properties—Value as stated by traction valuation commission June 30, 1906; Feb. 1, 1908, and Aug. 1, 1908.....	\$55,775,000.00
Certificates issued by board of supervising engineers.....	62,850,831.50
Current assets.....	4,730,303.02
Total	123,356,134.52

LIABILITIES.	
Capital—Representing purchase price of the properties in accordance with the terms of the city ordinances.....	\$118,625,831.50
Reserve for damages.....	1,322,436.64
Renewal and depreciation reserve fund City of Chicago—Proportion of profits, less taxes and licenses paid in advance (\$1,364.42).....	1,704,185.88
Companies—Proportion of profits.....	1,395,450.24
Liability of gross receipts for subsequent years for deficit in net receipts for the years ended Jan. 31, 1909, 1910 and 1911.....	105,992.26
Total	123,356,134.52

COMBINED INCOME ACCOUNT.

For the year ended Jan. 31, 1911.

Receipts—Passenger cars.....	\$24,415,001.26
Chartered.....	9,434.45
Mail cars.....	64,251.14
Newspaper cars.....	4,324.62
Advertising.....	175,758.11
Rent of land and buildings.....	57,918.16
Rent of tracks.....	1,500.00
Rent of equipment.....	43,958.08
Sale of power.....	210,903.81
Interest on deposits (net).....	81,099.51
Miscellaneous.....	91,480.75
Gross receipts.....	25,155,629.89
Expenses—Maintenance of way and structures.....	\$1,149,049.36
Maintenance of equipment.....	1,381,005.60
Renewals.....	608,818.69
Operation of power plants and purchased power.....	2,630,681.61
Operation of cars.....	7,165,710.82
General expenses.....	2,826,373.43
Expense account investment real estate.....	48,800.33
Taxes.....	1,017,009.74
Total operating expenses.....	16,827,455.58
Net receipts from operation.....	8,328,174.31
From which deduct interest on capital invested at 5 per cent.....	5,303,081.88
Net receipts.....	3,025,092.43
Divisible thus: City of Chicago.....	1,705,550.30
Companies.....	1,319,542.13

NOTE—The profits accruing to the city are derived from the Chicago City Railway company, Southern Street Railway company and Chicago Railways company. The Calumet & South Chicago Railway company did not earn any divisible profits.

CHICAGO CITY RAILWAY COMPANY.

INCLUDING SOUTHERN STREET RAILWAY COMPANY.

Balance sheet, Jan. 31, 1911.

ASSETS.	
Value of Properties—Chicago City Railway company; value as stated by traction valuation commission, June 30, 1906.....	\$21,000,000.00
Certificates issued by board of supervising engineers.....	20,000,243.27
Total value of properties.....	\$41,000,243.27

Southern Street Railway company—Value as stated by traction valuation commission, Aug. 1, 1908.....	\$775,000.00
Certificates issued by board of supervising engineers.....	735,963.72
Total value of properties.....	1,510,963.72
Current assets.....	2,604,369.10
Total assets.....	45,115,576.09

LIABILITIES.	
Capital—Representing purchase price of the properties in accordance with the terms of the city ordinance—Chicago City Railway company.....	\$41,000,243.27
Southern Street Railway company.....	1,510,963.72
Total.....	\$42,511,206.99
Reserve for damages.....	675,791.88
Renewal and depreciation reserve fund City of Chicago: Proportion of profits.....	\$960,915.24
Less taxes and licenses paid in advance.....	840.00
Total.....	960,075.24
Companies: Proportion of profits.....	786,203.38
Total	45,115,576.09

INCOME ACCOUNT.

For year ended Jan. 31, 1911.

Receipts—Passenger cars.....	\$9,772,700.27
Chartered cars.....	2,226.20
Mail cars.....	26,354.04
Newspaper cars.....	3,033.85
Advertising.....	106,326.79
Rent of land and buildings.....	12,465.10
Rent of tracks.....	100.00
Rent of equipment.....	831.92
Sale of power.....	140,965.97
Interest on deposits (net).....	36,429.58
Miscellaneous.....	3,979.95
Gross receipts.....	10,105,443.67
Expenses—Maintenance of way and structures.....	\$373,808.15
Maintenance of equipment.....	597,155.62
Renewals.....	617,544.57
Operation of power plants and purchased power.....	891,271.50
Operation of cars.....	2,658,911.39
General expenses.....	823,475.28
Taxes.....	330,158.72
Total operating expenses.....	6,292,325.23
Net receipts from operation.....	13,813,118.44
From which deduct interest on capital invested at 5 per cent.....	2,065,999.82
Net receipts.....	11,747,118.62
Divisible thus:	
City of Chicago 55 per cent.....	660,815.24
Companies 45 per cent.....	786,203.38

OPERATING STATISTICS.

Miles of track owned (single).....	279.60
Miles of track operated (single).....	271.18
Gross earnings.....	\$10,105,443.67
Paid to employes (wages).....	\$3,467,219.17
Average number of employes.....	5,149
Total passengers carried.....	338,566,525
Passengers carried for revenue.....	195,768,389
Transfer and other passengers.....	142,798,136

CHICAGO RAILWAYS COMPANY.

Balance sheet, Jan. 31, 1911.

ASSETS.	
Value of properties: Value as stated by traction valuation commission June 30, 1906.....	\$29,000,000.00
Certificates issued by board of supervising engineers.....	39,226,611.76
Total value of properties.....	\$68,226,611.76

UNITED STATES ANNUITY & LIFE INSURANCE COMPANY

McCORMICK BUILDING
CHICAGO

Every policy registered and full reserve deposited
with the State of Illinois.

HENRY A. SALZER, President
WILLIAM T. SMITH, Secretary

Exceptional Opportunities for Agents.

ALFRED L. BAKER & CO.

BANKERS
— AND —
BROKERS

MEMBERS

NEW YORK STOCK EXCHANGE

CHICAGO STOCK EXCHANGE

CHICAGO BOARD OF TRADE

141 S. LA SALLE STREET

Current assets.....	2,013,569.91
Total assets.....	<u>70,240,181.67</u>
LIABILITIES.	
Capital—Representing purchase price of the properties in accordance with the terms of the city ordinance.....	\$68,226,611.76
Reserve for damages.....	650,323.01
Renewal and depreciation reserve fund. City of Chicago:	9,889.40
Proportion of profits.....	\$744,635.06
Less taxes and licenses paid in advance.....	524.42
	744,110.64
Chicago Railways company:	
Proportion of profits.....	609,246.86
Total liabilities.....	<u>\$70,240,181.67</u>

INCOME ACCOUNT.	
Receipts—Passenger cars.....	\$13,715,671.68
Chartered cars.....	4,243.10
Mail cars.....	37,867.10
Advertising.....	64,354.84
Rent of land and buildings.....	31,302.44
Rent of equipment.....	42,390.67
Sale of power.....	39,659.21
Interest on deposits (net).....	41,784.82
Miscellaneous.....	87,435.20
Gross receipts.....	<u>14,064,709.06</u>

Expenses—Maintenance of way and structures.....	\$733,980.37
Maintenance of equipment.....	727,280.10
Renewals.....	*70,519.65
Operation of power plants and purchased power.....	1,616,495.92
Operation of cars.....	4,206,588.29
General expenses.....	1,919,264.96
Expense account investment real estate.....	48,800.33
Taxes.....	663,406.02
Total operating expenses.....	<u>9,845,296.34</u>

Net receipts from operation.....	4,219,412.72
From which deduct interest on capital invested at 5 per cent.....	2,865,530.80
Net receipts.....	1,353,881.92
Divisible thus:	
City of Chicago 55 per cent.....	\$744,635.06
Chicago Railways company 45 per cent.....	609,246.86

*Credit.

OPERATING STATISTICS.	
Miles of track owned (single).....	492.26
Miles of track operated (single).....	464.32
Gross earnings.....	\$14,064,709.06
Wages paid to employes.....	\$5,418,107.53
Average number of employes.....	8,112
Total passengers carried.....	488,490,104
Passengers carried for revenue.....	276,750,953
Transfer and other passengers.....	211,739,151

CALUMET & SOUTH CHICAGO RAILWAY COMPANY.

Balance sheet, Jan. 31, 1911.

ASSETS.	
Value of Properties—Value as stated by traction valuation commission, Feb. 1, 1908.....	\$5,000,000.00
Certificates issued by board of supervising engineers.....	2,888,012.75
Total value of properties.....	<u>\$7,888,012.75</u>
Current assets.....	112,364.01
Total.....	<u>8,000,376.76</u>

LIABILITIES.	
Capital—Representing purchase price of the properties in accordance with the terms of the city ordinance.....	\$7,888,012.75
Reserve for damages.....	6,371.75
Liability of gross receipts for subsequent years for deficit in net receipts for the years ended Jan. 31, 1909, 1910 and 1911.....	105,992.26
Total.....	<u>8,000,376.76</u>

INCOME ACCOUNT.	
Receipts—Passenger cars.....	\$926,629.31
Chartered cars.....	805.16
Mail cars.....	

Funeral cars.....	2,159.99
Newspaper cars.....	1,290.77
Advertising.....	5,076.48
Rent of land and buildings.....	14,150.62
Rent of equipment.....	735.49
Rent of tracks.....	1,400.00
Sale of power.....	30,278.63
Interest on deposits (net).....	2,885.11
Miscellaneous.....	65.60
Gross receipts.....	<u>985,477.16</u>

Expenses—Maintenance of way and structures	
Maintenance of equipment.....	\$41,260.84
Renewals.....	56,569.83
Operation of power plants and purchased power.....	61,793.77
Operation of cars.....	122,914.19
General expenses.....	300,211.14
Taxes.....	83,639.19
Total.....	<u>295,643.16</u>

Net receipts from operation.....	295,643.16
From which deduct interest on capital invested at 5 per cent.....	371,551.26
Net receipts (deficit).....	<u>75,908.11</u>

OPERATING STATISTICS.	
Miles of track owned (single).....	112.35
Miles of track operated (single).....	92.89
Gross earnings.....	\$985,477.16
Wages paid to employes.....	\$389,349.32
Average number of employes.....	357
Total passengers carried.....	26,729,060
Cash passengers.....	18,569,221
Transfer and other passengers.....	8,159,839

OTHER STATISTICS.			
GROSS EARNINGS BY YEARS.*		CITY'S SHARE OF RECEIPTS.	
1908.....	\$18,823,094.31	1908.....	\$1,564,618.47
1909.....	19,580,351.74	1909.....	1,386,877.96
1910.....	22,832,882.64	1910.....	1,276,252.65
1911.....	25,155,629.89	1911.....	1,705,550.30

*Years ending Jan. 31.

CHICAGO ASSOCIATION OF COMMERCE.

Organized in 1905.

President—Eugene U. Kimbark.
Vice-President for Interstate Division—Howard Eiting.
Vice-President for Civic-Industrial Division—W. W. Buchanan.
Vice-President for Foreign Trade Division—James S. Aggs.
General Secretary—Robert E. Kenyon.
General Treasurer—Frank R. McMullin.

OFFICIAL STAFF.

Business Manager—Hubert F. Miller.
Executive Secretary—William A. Gibson.
Editor "Chicago Commerce"—William H. Harper.
Traffic Director—H. C. Barlow.
Industrial Commissioner—W. R. Humphrey.
Statistician—George E. Plumber.
Secretary and General Manager Convention Bureau—George M. Spangler, Jr.
Headquarters—20 West Jackson boulevard.
Directors—W. P. Dunn, O. T. McClurg, John F. Smulski, Harry A. Wheeler, A. C. Bartlett, William H. Bush, Francis T. Simmons, G. K. Sage, William A. Bond, A. L. Stone, John P. Mann, T. Edward Wilder, Joseph Basch, Elmer H. Adams, George H. Gazely, Harrison B. Riley, George M. Reynolds, Arthur C. Sullivan, A. R. Barnes, William A. Gardner.

STATE SOCIETIES IN CHICAGO.

Indiana Society of Chicago—President, George Ade; secretary, Edward M. Holloway, 725 Federal building.
Kansas Society of Chicago—President, George R. Peck; secretary and treasurer, L. J. Flint.
Michigan Society of Chicago—President, George B. Caldwell; secretary, J. T. Wagner.
New York Society of Chicago—President, Dr. Alfred L. Cole; secretary, Ira Fogel.
Wisconsin Society of Chicago—President, Angus S. Hibbard; secretary, Allard Smith.

CAPITAL \$10,000,000

ASSETS REALIZATION COMPANY

Will loan on security requiring special investigation or close supervision, and not available for bank loans.

Large enterprises financed.

Prompt investigation of security offered, whatever its character or location.

CORRESPONDENCE INVITED

NEW YORK - - - - - 25 Broad Street
 PHILADELPHIA - - - - - Lafayette Building
 CHICAGO - - - - - First National Bank Bldg.

Maryland Casualty Company OF BALTIMORE

SURETY BONDS OF ALL KINDS

GEORGE K. THOMAS

MANAGER FIDELITY AND SURETY DEPARTMENT

406-407, 133 W. WASHINGTON-ST.

CHICAGO

Telephones: Main 2651, Main 2650; Automatic 31325

HENRY H. WALKER

THOMAS H. WILLIS

H. H. WALKER & CO.

REAL ESTATE AND LOANS

MANUFACTURING AND DOCK PROPERTY
TACOMA BUILDING

Telephone Main 286

MANUFACTURES IN CHICAGO (1909 AND 1904)

[From United States census report, 1911.]

	1909.	1904.	Pct. inc.		1909.	1904.	Pct. inc.
Number of establishm'ts	9,663	8,159	18	Value of products.....	\$1,281,313,000	\$955,036,000	34
Capital	\$771,990,000	\$637,743,000	52	Value added by manuf. . .	\$487,742,000	\$365,122,000	34
Cost of materials used..	\$793,571,000	\$589,914,000	35	Employes—Salaried officials and clerks.....	54,831	40,276	36
Salaries and wages.....	\$240,056,000	\$182,000,000	32	Av. number wage earners	293,992	241,984	21
Miscellaneous expenses..	\$123,037,000	\$96,298,000	28				

SUMMARY FOR STEAM LAUNDRIES.

The preliminary totals for the steam laundries of Chicago in 1909 are not included in the foregoing table, as the thirteenth census was the first at which they were canvassed. They are here given separately as follows: Number of establishments, 22; capital invested, \$3,326,000; cost of materials

used, \$1,196,000; salaries and wages, \$3,658,000; miscellaneous expenses, \$1,117,000; value of products, \$7,108,000; number of salaried officials and clerks, 502, and average number of wage earners employed during the year, 6,601.

INDUSTRIES BY CLASS AND PRODUCT IN 1904.

Industries in which the value of the product was less than \$100,000 not included. [From report of the census bureau.]

Industry.	Value of product.	Industry.	Value of product	Industry.	Value of product.
Artificial leathers and flowers	\$217,362	Foundry supplies.....	232,500	Musical instruments, organs	303,949
Artists' materials.....	404,341	Fur goods.....	1,420,558	Musical instruments, pianos	7,260,075
Automobiles.....	324,710	Furnish'g goods, men's.....	3,502,769	Musical instrument materials	923,702
Awnings, tents and sails	2,659,135	Furniture.....	17,488,257	Nets and selmes.....	238,376
Babbitt metal and solder	1,007,297	Furs, dressed.....	146,780	Oil, linseed.....	4,811,770
Bags, other than paper.....	808,784	Galvanizing.....	103,580	Oil, not specified.....	372,518
Bak'g and yeast powders	3,890,258	Gas and lamp fixtures..	2,257,653	Oleomargarine.....	3,335,223
Belt'g and hose, leather	1,055,050	Gas machines & meters ..	176,159	Optical goods.....	294,361
Blackening.....	396,674	Glass, cutting, staining, ornamenting.....	\$1,309,906	Paints	8,863,216
Bluing.....	130,523	Gloves and mittens, leather	1,511,086	Paper goods, not spec'd	780,628
Bookb'd'g, blankbooks..	2,502,776	Glue.....	2,318,182	Patent medicines.....	9,627,664
Boots and shoes.....	5,592,684	Gold and silver leaf and foll.....	222,640	Paving materials.....	301,015
Boxes, cigar.....	478,266	Gold and silver refining.	1,448,276	Perfum'y and cosmetics	1,108,761
Boxes, fancy and paper.....	2,825,271	Grease and tallow.....	2,302,933	Photographic materials	754,628
Boxes, wooden packing..	5,952,188	Hairwork.....	346,264	Photograving.....	\$1,324,428
Brass	414,402	Hand-knit goods.....	150,588	Pickles and preserves... ..	3,703,377
Brass castings and finishing.....	1,882,985	Hand stamps.....	232,906	Pipes, tobacco.....	114,224
Brassware	897,690	Hardware.....	3,290,849	Plumbers' supplies.....	3,872,804
Bread and bak'y prod'ts ..	20,653,538	Hats and caps, not felt, straw or wool.....	1,027,218	Pottery, terra cotta, clay products.....	800,612
Brick and tile.....	1,572,658	Hosiery and knit goods ..	1,158,526	Printing, book and job..	26,200,564
Brooms and brushes.....	1,048,318	House-furnishing goods..	942,200	Printing, music.....	579,417
Butter, reworking.....	1,501,069	Ice, manufactured.....	349,033	Printing, newspapers	21,597,388
Canning and preserving..	156,760	Ink, printing.....	257,200	Printing materials.....	358,710
Carpets, rag.....	212,302	Ink, writing.....	429,052	Pumps, not steam.....	193,905
Carriage and wagon materials	122,100	Instruments, professional, scientific.....	519,307	Refrigerators.....	173,924
Carriages and sleds, children's.....	322,150	Iron and steel, rolling mills	24,839,623	Regalia, banners, emblems	273,966
Carriages and wagons..	3,953,921	Iron and steel, bolts, nuts, washers.....	321,096	Roofing materials.....	1,083,778
Cars and shop repairs.....	11,171,554	Iron and steel, doors and shutters.....	259,983	Rubber and elastic goods ..	2,807,589
Cars for street railroad..	1,109,756	Iron and steel, forgings, iron and steel, nails and spikes.....	405,225	Saddlery and harness... ..	1,935,660
Cars, steam railroad.....	23,798,900	Jewelry	1,745,875	Sausage	967,476
Cash registers, calculating machines.....	321,015	Jewelry and instrument cases	131,782	Saws	1,024,249
Chemicals	1,724,275	Labels and tags.....	324,696	Scales and balances.....	300,794
Cleansing preparations..	259,862	Lamps and reflectors... ..	227,038	Sewing machines.....	350,070
Clothing, men's.....	53,230,426	Lapidary work.....	140,500	Ship and boat building..	244,420
Clothing, women's.....	11,636,818	Leather goods.....	1,129,021	Shirts	1,395,539
Coffee and spices.....	15,653,301	Leather, tanned.....	9,420,426	Showcases	445,590
Coffins, undert'r's goods..	1,297,343	Lime	470,318	Silk and silk goods.....	735,242
Confectionery.....	6,550,183	Liquors, malt.....	16,983,421	Slaughtering and meat packing, wholesale.....	262,586,609
Copperage.....	3,084,473	Lithographing.....	1,391,852	Slaughtering, wholesale, not including packing..	6,994,877
Coppersmithing, sheet-iron working.....	4,393,371	Looking glass and picture frames.....	5,045,414	Smelting and refining... ..	1,140,038
Cordials and sirups.....	485,926	Lumber, planing mill	7,983,970	Soap	13,769,946
Cork cutting.....	180,963	Lumducts.....	13,855,853	Soda water apparatus... ..	1,456,102
Corsets	558,694	Malt	7,983,970	Sporting goods.....	622,142
Cutlery and edge tools..	447,146	Marble and stone work..	2,869,176	Springs, steel.....	703,825
Dairymen's supplies.....	270,950	Mattresses and spring beds	1,753,342	Stamped ware.....	820,173
Dentists' materials.....	115,150	Millinery and lace goods ..	4,788,212	Stationery goods, not specified.....	1,256,297
Druggists' preparations..	1,205,626	Mineral and soda water ..	1,027,646	Statuary and art goods..	1,050,432
Dyeing.....	101,919	Mirrors	1,179,373	Steam fittings.....	1,654,422
Electrical supplies.....	16,291,548	Models and patterns.....	493,565	Steam packing.....	467,588
Electroplating.....	327,058	Monuments and tombstones	486,644	Stencils and brands.....	130,416
Engraving.....	775,824	Mucilage and paste.....	425,047	Stereotyping and electrotyping	1,164,940
Engraving, steel.....	760,632	Musical instruments, not specified	663,284	Stoves and furnaces.....	2,138,248
Engraving, wood.....	196,124			Structural ironwork....	8,279,675
Fancy articles, not specified	1,649,747			Sugar and molasses refining	1,744,880
Flags and banners.....	109,300			Surgical appliances.....	922,100
Flavoring extracts.....	1,451,664			Tinware	2,223,368
Flour and grist mill products	3,919,276				
Food preparations.....	3,228,835				
Foundry and machine-shop products.....	51,774,695				

A. G. BECKER & CO.

INCORPORATED

COMMERCIAL PAPER

S. W. CORNER LA SALLE AND MONROE STREETS

CHICAGO

Tax Exempt Investments

*COMMONWEALTH EDISON COMPANY

Seven Per Cent Stock

Dividends Quarterly

PUBLIC SERVICE COMPANY OF NORTHERN ILLINOIS

6% Cumulative Preferred Stock

Dividends Quarterly

*LISTED ON CHICAGO STOCK EXCHANGE

RUSSELL, BREWSTER & COMPANY

Successors to

EDWARD L. BREWSTER & COMPANY

BANKERS AND BROKERS

116 W. ADAMS STREET CHICAGO

New York Office
Trinity Building

Members of New York Stock Exchange
Members of Chicago Stock Exchange

Tobacco, chewing and smoking	4,229,733
Tobacco, cigars and cigarettes	6,786,889
Tools, not specified	498,610
Toys and games	269,477
Trunks and valises	1,958,653
Typefoundry	808,985
Typewriters and supplies	372,650

Upholstering and materials	1,635,456
Varnishes	3,801,732
Vinegar and cider	617,571
Washing machines and wringers	117,900
Window shades and fixtures	1,445,335
Wirework	544,914

Wood carpet	150,886
Wood, turned and carved	737,586
Woodenware, not specified	321,036
Total in 1904	1,955,036.277
Total in 1900	797,879.141
Per cent increase	19.7

PROGRESS OF CHICAGO SINCE 1850.

	1850.	1860.	1870.	1880.	1890.	1900.	1910.
Area.....sq.miles	14.0	17.9	35.6	35.6	179.1	190.6	191.3
Population	28,269	109,206	298,977	503,298	1,099,850	1,698,679	2,185,283
Valuation.....dols.	7,220,249	37,053,512	275,986,550	117,133,726	219,354,368	276,565,880	*848,994,536
Tax levy.....dols.	25,271	373,315	4,139,799	3,899,127	9,568,395	18,384,195	23,485,538
Bonded debt.....dols.	93,395	2,336,000	11,041,000	12,752,000	13,545,400	16,228,400	26,229,642
Receipts—Flour brls.		713,348	1,766,037	3,215,389	4,338,058	9,513,591	8,006,233
Wheat.....bu.	1,687,465	14,927,083	17,394,409	23,541,607	14,248,770	48,048,298	27,540,100
Corn.....bu.	2,869,339	15,862,394	20,189,775	97,272,844	91,387,754	134,663,456	102,592,850
Total grain.....bu.	6,928,459	37,235,027	60,432,574	165,855,370	219,062,518	349,667,295	294,858,724
Cattle.....No.			532,964	1,382,477	3,484,280	3,039,206	3,652,958
Shipments—							
Flour.....brls.	100,871	698,132	1,705,877	2,862,737	4,134,586	7,396,697	7,038,351
Wheat.....bu.	883,644	12,402,197	16,432,585	22,756,288	11,975,276	36,649,956	18,679,100
Corn.....bu.	262,013	13,700,113	17,777,371	93,572,534	90,674,379	111,009,653	78,623,100
Total grain.....bu.	1,830,968	31,108,759	54,745,903	154,877,115	204,674,918	265,552,246	214,601,089
Hogs packed.....No.	20,000	151,339	688,149	4,680,637	4,473,467	7,119,440	5,161,552
Imports, value.....dols.			3,049,265	4,616,969	5,138,253	15,441,320	28,281,331
Vessel arrivals.....tons			2,993,942	4,537,382	5,150,665	7,141,105	9,470,572
Clearances.....tons							
Manufactures, value.....dols.		20,000,000	92,518,742	249,022,948	664,567,927	888,945,311	1,281,313,000
Bank clearings.....dols.			810,676,036	1,725,684,894	4,093,145,904	6,799,535,598	13,939,689,984.43
Internal revenue collections.....dols.			8,395,132	8,936,615	13,518,996	13,391,410	11,652,567.87
National bank deposits.....dols.			16,774,514	{ 64,764,000 }	105,785,470	231,386,146	403,941,474
State bank deposits.....dols.			1,071,842	1,446,014	41,670,296	158,238,138	430,468,405
Postoffice repts.....dols.					3,318,989	7,063,704	18,502,854
Water used per day.....gals.	590,000	4,703,525	21,766,260	57,384,376	152,372,283	322,599,630	517,117,000
Pipe.....miles	30.0	91.0	272.4	455.4	1,205.0	1,872.0	2,272
Revenue.....dols.		131,162	539,180	865,618	2,109,508	3,250,481	5,685,066
Police.....No.	9	100	274	473	1,900	2,800	4,260
Schools.....No.	7	14	59	73	238	329	260
Teachers.....No.	35	123	572	898	2,711	5,321	6,383
Pupils.....No.	3,000	14,199	40,832	59,562	135,541	255,961	300,893

*One-third of full value. †In 1909.

DISTANCES IN CHICAGO.

FROM MADISON STREET SOUTH.

- Twelfth street, 1 mile.
- Twenty Second street, 2 miles.
- Thirty-First street, 3 miles.
- Thirty-Ninth street, 4 miles.
- Forty-Seventh street, 5 miles.
- Fifty-Fifth street, 6 miles.
- Sixty-Third street, 7 miles.
- Seventy-First street, 8 miles.
- Seventy-Ninth street, 9 miles.
- Eighty-Seventh street, 10 miles.
- Ninety-Fifth street, 11 miles.
- One Hundred and Third street, 12 miles.
- One Hundred and Eleventh street, 13 miles.
- One Hundred and Nineteenth street, 14 miles.
- One Hundred and Twenty-Seventh street, 15 miles.
- City limits, 16 1/2 miles.

FROM MADISON STREET NORTH.

- Chicago avenue, 1 mile.
- North avenue, 2 miles.
- Fullerton avenue, 3 miles.
- Belmont avenue, 4 miles.
- Graceland avenue, 5 miles.

- Lawrence avenue, 6 miles.
- Bryn Mawr avenue, 7 miles.
- Devon avenue, 8 miles.
- Touhy avenue, 9 miles.
- City limits, 9 1/2 miles.

FROM STATE STREET WEST.

- Halsted street, 1 mile.
- Ashland boulevard, 2 miles.
- Western avenue, 3 miles.
- Kedzie avenue, 4 miles.
- Fortieth avenue, 5 miles.
- Forty-Eighth avenue, 6 miles.
- Central avenue, 7 miles.
- Ridgeland avenue, 8 miles.
- City limits (west on North avenue), 9 miles.

FROM STATE STREET EAST.

- To lake on 22d street, 2-3 mile.
- To Cottage Grove avenue on 31st street, 2-3 mile.
- To Cottage Grove avenue south of 39th street, 1 mile.
- To Stony Island avenue on 55th, 2 miles.
- To Yates avenue, south of 71st street, 3 miles.

CHICAGO WARDS AND ALDERMEN.

Year.	Number of.			since 1837.			Year.	Alder-			
	Wards.	men.	Alder-	Year.	Wards.	men.		men.	Wards.	men.	
1837-1838.....	6	10	1857-1862.....	10	20	1876*-1888.....	18	36	1880-1901.....	34	68
1839-1846.....	6	12	1863-1869.....	16	32	1888-1889.....	24	48	1901-1910.....	35	70
1847-1856.....	9	18	1869-1875.....	20	40						

*Under the general incorporation act of 1875 Chicago was divided into eighteen wards.

WILL GO ON YOUR BOND

John McGillen

General Agent

American Bonding Company [of] Baltimore

GEORGE CATOR, President

Assets = = \$2,727,098.99

Our courts' service and service to contractors in building operations excel. Also furnish A No. 1 Insurance on Banks and Residences against losses by Burglary, Theft, Holdups, etc., and promptly adjust losses.

908 BORLAND BLDG., 105 S. LA SALLE STREET

SOUTHEAST CORNER MONROE

PHONE CENTRAL 4287

CHICAGO

GREENEBAUM SONS BANK AND TRUST COMPANY

Corner Clark and Randolph Streets
Chicago

A lifetime of success has placed the banking house of Greenebaum Sons Bank and Trust Company in the forefront of Chicago monetary institutions. Founded in 1855 by Elias Greenebaum, three generations have contributed to the growth and solidity of the business, and to-day no institution in the banking world is more highly regarded.

From 1877 to 1911 the business founded by Elias Greenebaum was known under the name of Greenebaum Sons, Bankers, and when the grandsons of the man who laid the broad foundations of the structure were ready to take their places in the management of the great banking and investment business, which had expanded to such large proportions, it was reorganized as a state bank and trust company, with a capital of \$1,500,000, in 1911.

Conducting, as it does, a banking department, mortgage loan department, investment, foreign and trust departments, it is adequately equipped to supply the Chicago

business world with financial assistance in any of the varied lines specified.

Recognized as the banking house best able to handle large or small first mortgage bond issues, it has proved its supremacy in the matter of the bonds for the Chicago central business buildings now under construction. Among the issues recently taken by Greenebaum Sons Bank and Trust Company may be mentioned the bonds of the great new Hearst Building, that modern, high-class, all-steel skyscraper built as the new home for the Chicago Examiner and the American; the new Rothschild State Street Building, the Rogers & Hall Building, Franklin Building, the Klper Buildings, and various office, warehouse and manufacturing buildings have been negotiated through this bank.

These First Mortgage Real Estate Bonds were issued in units of \$1,000 and \$500, bearing 5½% to 6% interest, and were all quickly bought by the large number of investment clients who place their funds through Greenebaum Sons.

At the same time it maintains a department for loans on improved real estate and building loans on moderate sized residences, flats and business buildings.

The banking departments are similar to those in any well-equipped institution in a metropolitan city and transact a general banking business.

Moses E. Greenebaum
President

Henry E. Greenebaum
Vice-President

James E. Greenebaum
Vice-President

Walter J. Greenebaum
Cashier

Milton E. Falke
Assistant Cashier

M. E. Greenebaum, Jr.
Secretary

John Greenebaum
Secretary Investment Dept.

Edgar N. Greenebaum
Secretary Loan Department.

HOSPITALS AND DISPENSARIES OF CHICAGO.

- Abraham Lincoln—2941 Calumet avenue.
 Alexian Brothers'—Itasca and Belden avenues.
 Augustana—2043 Cleveland avenue.
 Beulah—2148 North Clark street.
 Bohemian—1333 South California avenue.
 Cancer—1430 Wells street.
 Chicago Baptist—Rhodes avenue and 34th street.
 Chicago Charity—2407 Dearborn street.
 Chicago City Infant—721 LaSalle avenue.
 Chicago Homeopathic—707 South Wood street.
 Chicago Hospital—811 East 49th street.
 Chicago Lying-In—515 South Ashland boulevard.
 Chicago Maternity—2314 North Clark street.
 Chicago Policlinic—221 West Chicago avenue.
 Chicago Tuberculosis—411, 157 West Adams street.
 Chicago Union—830 Wellington street.
 Children's—Wood street, near Polk.
 Children's Memorial—706 Fullerton avenue.
 Columbia—4607 Champlain avenue.
 Columbus—2540 Lake View avenue.
 Columbus Extension—West Polk and Lytle streets.
 Cook County—West Harrison and Wood streets.
 Detention—Wood and West Polk streets.
 Emergency (city)—129 Harrison street, 1065 West Monroe street, 1428 Wells street, 339 Michigan avenue, 1260 West Madison street and 23 North Market street.
 Englewood—West 60th and South Green streets.
 Evangelical Deaconesses'—408 Wisconsin street.
 Frances E. Willard National Temperance—710 South Lincoln street.
 Garfield Park—3815 Washington boulevard.
 George Smith Memorial—See St. Luke's.
 German-American—741 Diversey boulevard.
 German Hospital—2217 Hamilton court.
 Grace—398 South Sangamon street.
 Hahnemann—2814 Groveland avenue.
 Hahnlein Memorial—939 LaSalle avenue.
 Illinois Charitable Eye and Ear Infirmary—904 West Adams street.
 Iroquois Memorial Emergency—23 North Market-st. Isolation—West 34th-st. and S. Hamlin-av.
 Jefferson Park—1402 West Monroe street.
 Lakeside—4147 Lake avenue.
 Lake View—528 Belmont avenue.
 Lincoln—2943 Calumet avenue.
 Littlejohn—1412 West avenue street.
 Maimonides—Ogden and California avenues.
 Mary Thompson—West Adams and Paulina streets.
 Memorial Institute for Infectious Diseases—1743 West Harrison street.
 Mercy—Calumet avenue and 26th street.
 Michael Reese—Groveland avenue and 29th street.
 Monroe Street—2501 West Monroe street.
 North Chicago—2551 North Clark street.
 Norwegian Lutheran—Haddon avenue and Leavitt street.
 Norwegian Lutheran Tablita—North Francisco avenue and Thomas street.
 Park Avenue—1940 Park avenue.
 Passavant Memorial—147 West Superior street.
 People's—2184 Archer avenue.
 Post-Graduate—Dearborn and 24th streets.
 Presbyterian—West Congress and Wood streets.
 Provident—Dearborn and 36th streets.
 Pullman—11217 Watt avenue.
 Ravenswood—1917 Wilson avenue.
 Robert Burns—3807 Washington boulevard.
 St. Ann's—North 49th avenue and Thomas street.
 St. Anthony de Padua—West 19th street and Marshall boulevard.
 St. Bernard's Hotel Dieu—6337 Harvard avenue.
 St. Elizabeth's—North Claremont avenue and Le-moyne street.
 St. Joseph's—Garfield avenue and Burling street.
 St. Luke's—1433 Michigan avenue.
 St. Mary of Nazareth—North Leavitt and Thomas streets.
 South Chicago—2323 East 92d place.
 Streeter—2646 Calumet avenue.
 Swedish Covenant—2745 Foster avenue.
 United States Marine—Clarendon and Graceland avenues.
 University—West Congress and South Lincoln-sts.
 Washington Park—60th street and Vernon avenue.
 Wesley—2449 Dearborn street.
 West Side—1844 West Harrison street.

DISPENSARIES.

- Alexian Brothers' Hospital—Belden and Racine avenues.
 American Medical Missionary—828 West 35th place; open 10 a. m. to 12 m.
 Bennett Free—300 North Ada; open 2 to 5 p. m. and 7 to 8 p. m., except Sundays.
 Calumet Avenue Free—2526 Calumet avenue.
 Central Free—West Harrison and Wood; 9 a. m. to 5 p. m., except Sundays.
 Chicago Lying-In—Maxwell and Newberry.
 Chicago Policlinic—219 West Chicago avenue; 8:30 a. m. to 6 p. m. daily.
 Chicago Public—Dearborn and 24th; all day.
 German Hospital—Hamilton court and Grant place; 9 a. m. to 5 p. m., except Sundays.
 Hahnemann College Free—2811 Cottage Grove avenue; all day.
 Hahnemann College Free Clinic for Tuberculosis—2817 Cottage Grove avenue.
 Hering College Free—703 South Wood; 8 a. m. to 5 p. m., except Sundays.
 Illinois Charitable Eye and Ear—124 South Peoria; 1:30 to 3 p. m., except Sundays and holidays.
 Institutional Policlinic and Free Dispensary—778 South Halsted street.
 Jewish Aid Society, West Side, Free—1012 Maxwell; daily except Sunday.
 Kirkland Mission Free—764 West Adams street.
 Mandel (Emanuel) Memorial—Maxwell and Waller.
 Marcy Home—1335 Newberry avenue; 2 to 4 p. m., except Sundays.
 Mary Thompson—West Adams and Paulina; 2 to 4 p. m., except Sundays.
 Mennouite—639 West 18th; Tuesdays and Fridays, 7 to 9 p. m.
 Michael Reese Free—Groveland and 29th.
 North Star—157 West Superior; 1 to 2 p. m., except Sundays and holidays.
 Olivet—717 Vedder street.
 Provident—Dearborn and 36th.
 St. Anthony's Free—2033 Frankfort; daily.
 South Side—2431 Dearborn; 10 a. m. to 12 m. and 2 to 4 p. m. daily.
 West Side Free—Congress and Honore (College of Physicians and Surgeons); daily, except Sundays, 10 a. m. to 4 p. m.
 West Side Maternity—1143 South Deaplaines.

CHICAGO TUBERCULOSIS INSTITUTE.

- 411, 157 West Adams street.
 President—Henry B. Favill.
 Secretary—Sherman C. Kinsley.
 Superintendent—Frank E. Wing.

ASYLUMS AND HOMES IN CHICAGO.

- Altenhelm—(See German Old People's Home).
 Augustana Central Home—1346 LaSalle avenue.
 Augustana Nurses' Home—346 Garfield avenue.
 Bethany Home for the Aged—5015 N. Paulina street.
 Beulah Home—2144 North Clark street.
 Bohemian Old People's Home—40th avenue, near Foster avenue.
 Chicago Baptist Deaconesses and Girls' Home—1546 West Superior street.
 Chicago Baptist Old People's Home—Maywood.
 Chicago Baptist Orphanage—Maywood.
 Chicago Deaconesses' Home—22 West Erie street.
 Chicago Home for Boys—1500 West Adams street.
 Chicago Home for Convalescent Women and Children—1516 West Adams street.
 Chicago Home for Incurables—5535 Ellis avenue.
 Chicago Home for Jewish Orphans—Drexel avenue and 62d street.
 Chicago Industrial Home for Children—Office 1132 West Washington boulevard.
 Chicago Industrial School for Girls—4900 Prairie avenue.
 Chicago Municipal Lodging House—160 North Union street.
 Chicago Nursery and Half Orphan—1941 Burling-st.
 Chicago Orphan—6120 South Park avenue.
 Chicago Refuge for Girls—5024 Indiana avenue.
 Children's Home—826 Ridge avenue, Evanston.
 Church Home for Aged Persons—4325 Ellis avenue.
 Cook County Insane—Dunning.



QUALITY METALS

THE BLATCHFORD

"NO. 1," STEREOTYPE METAL.

STAR STEREOTYPE METAL.

BLATCHFORD PERFECTION LINOTYPE METAL.

MONOTYPE METAL. AUTOPLATE METAL.

SPECIAL MIXTURES.

THE CHICAGO DAILY NEWS.

Chicago, Nov. 9, 1911.

Messrs. E. W. Blatchford Company,

230 North Clinton-st., City.

Gentlemen: We have used the Blatchford metals—stereotype, linotype and autoplate—continuously for many years, and with uniform satisfaction. We believe them to be unsurpassed in quality.

Very truly yours,

VICTOR F. LAWSON, Publisher.

Manufactured Exclusively by

E. W. Blatchford Company

CHICAGO

NEW YORK

Danish Lutheran Orphan—3320 Evergreen avenue.
 Danish Old People's Home—Walnut avenue and Clarendon street.
 Danish Young People's Home—3544 Wabash avenue and 3925 Michigan avenue.
 Cook County Poor—Oak Forest.
 Evangelical Deaconesses' Home—408 Wisconsin-st.
 Fifth Missionary Home—300 West 74th street.
 Florence Crittenton Anchorage—2615 Indiana-av.
 Foundlings' Home—15 South Wood street.
 German Baptist Old People's Home—1843 North Spaulding avenue.
 German Deaconesses' Home—2048 Dayton street.
 German Hospital Nurses' Home—2329 Belden court.
 German Old People's Home—Forest Park, Ill.
 Guardian Angel, German Orphan—2001 Devon-av.
 Home for the Aged—West Harrison and Throop streets.
 Home for Aged Jews—Drexel avenue and 62d street.
 Home for Aged and Infirm Colored People—510 West Garfield boulevard.
 Home for Destitute Crippled Children—1653 Park avenue.
 Home for the Friendless—Vincennes avenue and 51st street.
 Home for Jewish Friendless and Working Girls—Ellis avenue and 53d street.
 Home for Missionaries' Children—Morgan Park.
 Home for Self-Supporting Women—12 East Indiana street.
 House of the Good Shepherd—Grace street, between Racine and Seminary avenues.
 Illinois Industrial Home for the Blind—1900-1932 Marshall boulevard.
 Illinois Industrial School for Girls—Park Ridge, Ill.
 Illinois Masonic Orphans' Home—LaGrange, Ill.
 Illinois Manual Training School Farm—Glenwood, Ill. Office 608, 160 West Jackson boulevard.
 Illinois St. Andrew Society Old People's Home—Riverside, Ill.
 Immanuel Women's Home—1505 LaSalle avenue.
 King (James C.) Home for the Aged—Garfield boulevard and South Park avenue.
 Lutheran Children's Home—Rockwell and Hirsch streets.
 Lutheran Mission Home for Young Women—1307 East 54th street.
 Lutheran Orphans' Home—Addison, Ill.
 Margaret Etter Creche—2421 Wabash avenue.
 Marks Nathan Jewish Orphan—1241-1249 North Wood street.

Martha Washington Home—North Western avenue and Irving Park boulevard.
 Mercy Home—3334 Wabash avenue.
 Methodist Episcopal Old People's Home—1417 Foster avenue.
 Mission of Our Lady of Mercy—1133 Jackson-bd.
 Newsboys and Bootblacks' Home—528 S. 5th-av.
 Norwegian Lutheran Children's Home—5803 Irving Park boulevard.
 Norwegian Old People's Home—6054 Avondale-av.
 Old People's Home—4724 Vincennes avenue.
 Olive Branch Mission Home—2034 West Monroe-st.
 Olivet Old Ladies' Home—668 Gardner street.
 Orthodox Jewish Home for the Aged—Albany and Odgen avenues.
 Paullist Day Nursery—66 Eldredge place.
 Phyllis Wheatley Home—3530 Forest avenue.
 St. Anthony's Orphanage—2033 Frankfort street.
 St. Charles School for Boys—St. Charles, Ill.
 St. Joseph's Home for Aged and Crippled—2649 North Hamlin avenue.
 St. Joseph's Home for the Friendless—1100 South May street.
 St. Joseph's Orphan Asylum—Lake avenue and 35th street.
 St. Joseph's Polish Catholic Orphan Asylum—2057 North 44th court.
 St. Joseph Polish Old Roman Catholic Orphan Asylum—505 36th street.
 St. Joseph's Provident Orphan Asylum—North 40th avenue, near Belmont avenue.
 St. Mary's Home for Children—2818 West Jackson boulevard.
 St. Mary's Mission Home—848 Washington-bd.
 St. Mary's Training School for Boys—Des Plaines, Ill.
 St. Vincent's Infant Asylum and Maternity Hospital—721 LaSalle avenue.
 St. Vincent's Orphan Asylum—2649 North Hamlin avenue.
 Susanna Wesley Home—3330 Indiana avenue.
 Swedish Baptist Old People's Home—Morgan Park.
 Uhlich Evangelical Lutheran Orphan Asylum—2014 Burling street.
 Washingtonian Home—1529 West Madison street.
 Western German Baptist Old People's Home—1339 North Spaulding avenue.
 Women's Model Lodging House—3040 Calumet-av.
 Young Woman's Christian Association Home—830 South Michigan avenue.
 Young Woman's Christian Home—1317 Washington boulevard.

CHICAGO WEATHER.

MONTH.	TEMPERATURE.						PRECIPITATION.				
	Highest, degrees.	Date.	Lowest, degrees.	Date.	Mean for month, degrees.	Normal, degrees.	Inches per month.	Normal, inches.	Clear days.	Partly cloudy days.	Cloudy days.
1910—November	67	9	20	30	36.0	39.2	1.31	2.50	5	10	15
December	43	27	7	12	26.4	29.3	1.32	2.07	8	8	15
1911—January	54	26	..	5	23.2	23.7	1.17	2.00	3	7	21
February	58	17	8	10	32.4	25.4	2.27	2.15	8	5	15
March	73	21	13	16	39.2	34.4	1.45	2.55	11	9	11
April	70	27	27	1	46.1	45.9	3.08	2.88	10	5	15
May	94	26	33	2	65.9	56.5	3.37	3.37	13	10	3
June	98	9	53	1	72.4	66.2	2.54	3.66	12	9	9
July	102	5	53	25	76.0	72.4	2.65	3.64	15	13	3
August	92	16	59	24	71.8	71.2	3.72	2.88	13	13	5
September	86	2	51	30	67.0	64.6	4.03	3.02	9	11	10
October	79	3	32	27	53.2	53.2	3.79	2.55	7	9	15

HOUSE OF CORRECTION.

South California avenue, near 26th street. Statistics for calendar years.

	1909.			1910.		
	Male.	Female.	Total.	Male.	Female.	Total.
Prisoners received	11,068	1,457	12,555	11,700	1,383	13,083
Prisoners discharged	11,107	1,421	12,528	11,813	1,443	13,256
From juvenile court	272	272	354
Discharged by juvenile court	347	347	343
Prisoners receiving medical treatment	8,603	688	9,293	6,050	1,109	7,159

City Hall Square Building

LOCATION

This building occupies the premises, new numbers 127 to 139 North Clark Street. The location, in the heart of the Loop, makes office space unusually desirable for Lawyers, Builders, Contractors, Architects, Financial and Bonding Companies, Building Material Firms, etc.

CONSTRUCTION

This building is a thoroughly modern twenty-one story, fire-proof office building and will be ready for occupancy on or before the first of April, 1912. The building has a frontage of one hundred and eleven feet on Clark Street and a depth of seventy feet on Court Place, with an open light court in the rear one hundred and eleven feet wide and ninety feet deep. Every office is an outside room with plenty of sunshine and light. The exterior of the first four floors is polished granite and Bedford stone, the stonework treated in a decorative manner. Above the stonework the main shaft of the building is a specially selected vitrified red brick. The upper four stories are ornamented terra cotta. The lobby has Italian marble wainscoting and floor, bordered in Verde Antique marble. Corridors and stairways above the first floor are wainscoted in Italian marble with floors of Italian marble. Finish is highly polished San Domingo mahogany throughout.

ELEVATORS

There are five unusually large latest improved type of Otis elevators with a speed of 600 feet per minute, equipped with all the modern safety devices and electric signals, insuring quick and reliable service at all times.

EQUIPMENT

A thoroughly modern system of steam vacuum heating with thermostat regulation is installed. Particular attention is paid to ventilation and sanitation and a vacuum system is utilized for cleaning. Hot and cold water is furnished to every office in the building. Commodious and well-appointed lavatory and barber shop are located on the eleventh floor. Retiring-room with toilet and rest-room, suitably furnished for ladies, are provided on the twelfth floor.

The most efficient service will be maintained in all departments, and every means for the



comfort, convenience and accommodation of the tenants will be adopted.

The building has been erected under the personal supervision of the Architect, Mr. C. A. Eckstorm.

On the 15th of December, 1911, approximately 60 per cent of the office space was leased.

CITY HALL SQUARE COMPANY

GEORGE D. FAIRFIELD, Secretary

GEORGE W. GRAHAM, Special Agent

Temporary Office: 305 Harvester Building, Michigan Avenue

Telephone: Harrison 5578

LICENSE RATES IN CHICAGO DEC. 1, 1911.

Per year unless otherwise specified.

AMUSEMENTS.

	Rate.		Rate.
Theaters—		(f) Seating capacity more than 4,000 persons but less than 5,000 persons, per day	\$50.00
(a) Highest admission fee, except for box seats, \$1.00 or more.....	\$1,000.00	(g) Seating capacity 5,000 persons or more, per day.....	60.00
(b) Highest admission fee, except for box seats, exceeds 50c but is less than \$1.00.....	400.00	Poultry, Horse, Stock, Dog, Etc., Shows—	
(c) Highest admission fee, except for box seats, exceeds 30c but does not exceed 50c.....	300.00	(a) Highest admission fee exceeds 75c, per day.....	25.00
(d) Highest admission fee, except for box seats, exceeds 20c but does not exceed 30c.....	250.00	(b) Highest admission fee exceeds 50c but does not exceed 75c, per day.....	15.00
(e) Highest admission fee, except for box seats, does not exceed 20c.....	200.00	(c) Highest admission fee exceeds 10c but does not exceed 50c, per day.....	10.00
Lectures, art exhibits, etc.....	200.00	(d) Highest admission fee does not exceed 10c, per day.....	1.00
Concerts.....	100.00	Circuses, Menageries, etc.—	
Penny arcades, etc.....	200.00	(a) Seating capacity more than 6,000 persons, per day.....	150.00
Halls for Dances, Bazaars, etc.—		(b) Seating capacity more than 3,000 persons but not more than 6,000 persons, per day.....	50.00
(a) Seating capacity not exceeding 300 persons.....	25.00	(c) Seating capacity more than 1,500 persons but not more than 3,000 persons, per day.....	35.00
(b) Seating capacity more than 300 persons but not exceeding 500 persons.....	50.00	(d) Seating capacity more than 750 persons but not more than 1,500 persons, per day.....	25.00
(c) Seating capacity more than 500 persons but not exceeding 800 persons.....	75.00	(e) Seating capacity more than 400 persons but not more than 750 persons, per day.....	10.00
(d) Seating capacity exceeding 800 persons.....	100.00	(f) Seating capacity not more than 400 persons, per month.....	10.00
Summer gardens, per week.....	20.00	Air domes, slideshows, etc., per day.....	10.00
Amusement parks, per week.....	40.00	Swimming and diving shows, per week.....	2.00
Picnic grounds.....	10.00	Platform, walk-around, etc., shows, per week.....	2.00
Roller or ice skating rinks.....	200.00	Skill and strength testing devices, per week.....	.50
Baseball, Football, Etc., Fields—		Merry-Go-Rounds, Coasters, etc.—	
(a) Seating capacity 15,000 persons or more.....	1,000.00	(a) Highest fee or fare for one ride does not exceed 5c, per week.....	2.00
(b) Seating capacity less than 15,000 persons but not less than 10,000 persons.....	700.00	(b) Highest fee or fare for one ride exceeds 5c but does not exceed 10c, per week.....	5.00
(c) Seating capacity less than 10,000 persons but more than 4,000 persons.....	300.00	(c) Highest fee or fare for one ride exceeds 10c, per week.....	10.00
(d) Seating capacity not exceeding 4,000 persons.....	75.00	Pony or animal rides, etc., per week.....	.50
Wrestling Matches—		Fireworks exhibitions, per day.....	50.00
(a) Seating capacity 500 persons or less, per day.....	5.00	Entertainments not included in the foregoing, per day.....	5.00
(b) Seating capacity more than 500 persons but not more than 1,000 persons, per day.....	10.00		
(c) Seating capacity more than 1,000 persons but not more than 2,000 persons, per day.....	20.00		
(d) Seating capacity more than 2,000 persons but not more than 3,000 persons, per day.....	30.00		
(e) Seating capacity more than 3,000 persons but not more than 4,000 persons, per day.....	40.00		

Note—Where a license fee is fixed at so much per week, no license to issue for a less period than ten weeks.

MISCELLANEOUS.

	Rate.		Rate.		Rate.
Acetylene gas, collection or compression of.....	\$150.00	35 horse power and more than 25 horse power.....	6.00	Distillers.....	500.00
Acetylene gas, sale or distribution of.....	5.00	50 horse power and more than 35 horse power.....	8.00	Dispensaries, medical.....	20.00
Auctioneers.....	300.00	More than 50 horse power.....	10.00	Dogs.....	2.00
Auctioneers, special sales, per day.....	10.00	Electric vehicles.....	5.00	Drain layers.....	5.00
Automobiles, public passenger (on stands), seating three persons or less.....	2.50	Manufacturers of and dealers in.....	15.00	Drivers of public passenger horse-drawn vehicles.....	1.00
Automobiles, public passenger (on stands), seating four to eight persons.....	5.00	Bakeries.....	5.00	Drug stores.....	5.00
Automobiles, public passenger (on stands), seating nine to twenty persons.....	10.00	Bathing beaches, etc.....	15.00	Dry cleaners.....	15.00
Automobiles, public passenger (on stands), seating more than twenty.....	25.00	Billiard and pool tables, each.....	5.00	Engineers, stationary.....	2.00
Automobiles, public passenger (not on stands).....	5.00	Bill posting, with wagons.....	100.00	Fireworks, sale of.....	10.00
*Automobiles seating one or two persons (wheel tax).....	12.00	Bill posting, without wagons.....	25.00	Fitness, certificates of (for handling high explosives).....	5.00
*Automobiles seating more than two persons (wheel tax).....	20.00	Boarding stables.....	10.00	Fishmongers.....	15.00
*Automobile delivery wagons, capacity less than one ton (wheel tax).....	15.00	Boats, launches, etc., \$2.00, \$10.00 and.....	25.00	Garages.....	25.00
*Automobile trucks, busses and coaches (wheel tax).....	30.00	Bowling alleys, each.....	5.00	Gunpowder and explosives, sale or use of.....	25.00
Automobiles, demonstrating or testing.....	1.00	Brewers.....	500.00	Hacks, public.....	2.50
Automobiles (state fee)—25 horse power or less.....	4.00	Brokers.....	25.00	Hospitals.....	100.00
		Cabs, public.....	1.50	Hotels.....	15.00
		Carbonated waters, etc.....	20.00	Housemovers (at a time).....	5.00
		Cars, elevated railway, each.....	50.00	Ice dealers, retail, per wagon.....	10.00
		Cartridges and shells, \$10.00 and.....	25.00	Junk dealers.....	50.00
		Catch basins and sewers, cleaners of, per wagon.....	10.00	Junk wagons, each.....	10.00
		Chauffeurs (state fee)—Original.....	5.00	Liquors, malt, wholesale (one to six gallons).....	50.00
		Chauffeurs (state fee)—Renewal.....	3.00	Liquors, malt, wholesale (more than six gallons at a time).....	600.00
		Cigarette dealers.....	100.00	Liquors, spirituous, wholesale.....	100.00
		Coupes, public.....	1.00	Liquors, vinous, wholesale.....	50.00
		Delicatessen store.....	5.00	Liquors, malt and vinous, in amusement places (by special permit), per day.....	6.00
		Detective agencies.....	100.00		

Everything Is Quiet

Even the babies slumber peacefully. The C. & E. I. is the noiseless, stopless route, using the LaSalle Street Station, on the loop.—Buy your next ticket over

The C. & E. I.

(Chicago & Eastern Illinois Railroad)

“The Noiseless Route”

To St. Louis

and the Southwest

Through Sleeping Car Service to Dallas, Houston and Galveston, via Frisco Lines. Direct connection at St. Louis with the St. L. & S. F. R. R. for points in the Southwest.

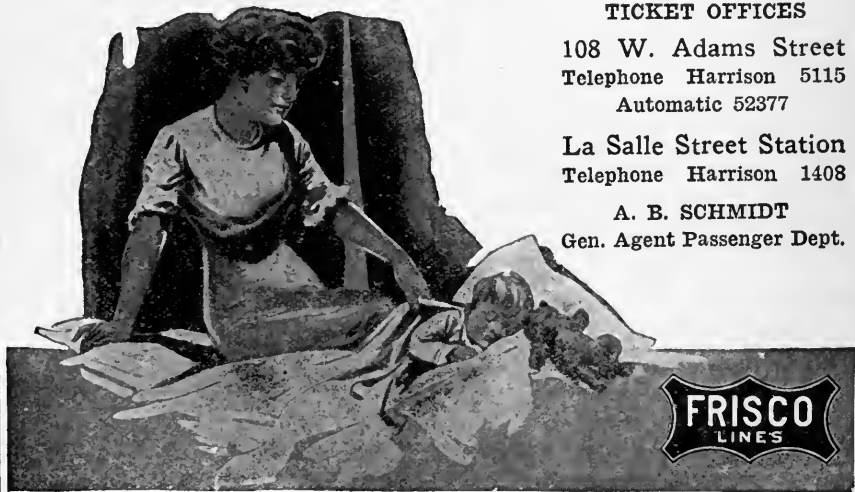
Three superbly equipped trains daily, leaving LaSalle Street Station at 11:35 a. m., 9:20 p. m. and 11:40 p. m., stopping at Englewood Union Station.

TICKET OFFICES

108 W. Adams Street
Telephone Harrison 5115
Automatic 52377

La Salle Street Station
Telephone Harrison 1408

A. B. SCHMIDT
Gen. Agent Passenger Dept.



	Rate.		Rate.		Rate.
Livery stables.....	10.00	Hand cart.....	25.00	Shooting galleries.....	25.00
Lumber dealers.....	100.00	Oil per wagon.....	10.00	Slaughtering, rendering, etc.	300.00
Marriage (county).....	1.50	Pack.....	15.00	Soap factories.....	150.00
Meat market.....	15.00	Wagon, each.....	50.00	Stables, sale.....	25.00
Milk dealers.....	10.00	Wood, per wagon.....	10.00	Tannerles.....	50.00
Milk peddlers, per wagon.....	10.00	Plumbers, master or employ- ing (renewal \$10.00).....	50.00	Tenders, boiler or water... ..	1.00
Motor bicycles and motor tricycles (wheel tax).....	3.00	Plumbers, journeymen.....	1.00	Tickers.....	1.00
Motor bicycles (state fee).....	2.00	Poulterers.....	15.00	Undertakers.....	10.00
Moving picture films, stor- age of.....	25.00	Public cart, horse-drawn ("express"), each.....	1.00	Undertakers' assist. (permit)	5.00
Moving picture operators.....	13.00	Public cart, automobiles ("express").....	15.00	Vehicles (wheel tax)— One-horse.....	5.00
Natoriums and swimming pools.....	15.00	Public passenger horse-drawn vehicles (not on stands).....	5.00	Two-horse.....	10.50
Nurseries, public.....	10.00	Rendering tanks, each.....	20.00	Three-horse.....	15.00
Omnibuses, public.....	5.00	Restaurants.....	15.00	Four-horse.....	25.00
Operators of public motor vehicles (original).....	3.00	Roofers, composition.....	10.00	Six (or more) horse.....	35.00
Operators of public motor vehicles (renewal).....	2.00	Runners.....	25.00	Weighers, public.....	10.00
Pawnbrokers.....	300.00	Saloons.....	1,000.00	Workshops.....	2.00
Peddlers—Basket.....	10.00	Scavengers, night.....	50.00		
Coal, charcoal and coke.....	5.00	Scavengers, ofal.....	100.00		
Fish (Thursdays and Fri- days only).....	15.00	Scavengers, private, per wagon.....	5.00		
		Second-hand dealers.....	50.00		

*On and after May 1, 1912, the license fees to be charged for automobiles (street tax) will probably be based on the horse power of such vehicles, in accordance with an act passed by the legisla-
ture.

MONUMENTS IN CHICAGO.

Name, location and date of dedication or completion of each.

Alarm, The—Lincoln park; May 17, 1884.
Anarchists'—Waldheim cemetery; June 25, 1893.
Andersen, Hans Christian—Lincoln park; Sept. 26, 1896.
Armstrong, George B.—Postoffice, north entrance; May 19, 1881.
Beethoven—Lincoln park; June 19, 1897.
Bohemian Soldiers and Sailors—Bohemian National cemetery; May 29, 1892.
Burns, Robert—Garfield park; Aug. 25, 1906.
Confederate Soldiers—Oakwoods cemetery; July 23, 1891.
Douglas—Foot of 35th street; corner stone laid Sept. 6, 1866; dedication June 3, 1868.
Drake Fountain—Exchange avenue and 92d street, South Chicago; dedicated Oct. 11, 1908; presented to city Dec. 26, 1892, and first stood on Washington street in front of courthouse.
Drexel Fountain and Statue—Drexel boulevard and 51st street; completed in June, 1883; no formal dedication.
Ericson, Lelf—Humboldt park; Oct. 12, 1901.
Fire (1371) Tablet—137 DeKoven street; 1881.
Fort Dearborn Massacre—Calumet avenue and 18th street; June 22, 1893.
Fort Dearborn Tablet—River street and Michigan avenue; unveiled May 21, 1881.
Franklin—Lincoln park; June 6, 1896.
Garibaldi—Lincoln park; Oct. 12, 1901.
Grant—Lincoln park; Oct. 7, 1891.
Grant Post No. 28, G. A. R.—Elmwood cemetery; June 28, 1903.
Harrison, Carter H.—Union park, June 29, 1907.
Havlicek, Karei—Douglas park, July 30, 1911.
Haymarket—Union park; May 30, 1889.
Humboldt—Humboldt park; Oct. 16, 1892.
Indian Trail Tree Tablet—Glencoe, Nov. 7, 1911.
Kennison—Lincoln park; Dec. 19, 1903.
Kosciusko—Humboldt park; Sept. 11, 1904.
LaSalle—Lincoln park; Oct. 12, 1889.
Lincoln—Lincoln park; Oct. 22, 1887.
Lincoln Post No. 91, G. A. R.—Oakwoods cemetery; June 14, 1905.
Lincoln Wiszram Tablet—Market and Lake streets; unveiled May 11, 1910.
Linne—Lincoln park; May 23, 1891.
Logan—Lake Front park; July 22, 1897.
Logan Post No. 540, G. A. R.—Rosehill cemetery; June 1, 1900.
Marquette-Joliet—South Robey street and river; cross dedicated Sept. 23, 1907; tablet, May 6, 1909.
Mulligan—Calvary cemetery; May 30, 1885.
McKinley—McKinley park; July 4, 1905.
Press Club—Mount Hope cemetery; Nov. 12, 1893.
Reese, Michael—29th street and Groveland avenue; completed spring of 1893.
Reuter—Humboldt park; May 14; 1893.
Rosenberg Fountain—Park row and Michigan avenue; accepted by city Oct. 16, 1893.

Schiller—Lincoln park; May 15, 1886.
Shakespeare—Lincoln park; April 23, 1894.
Signal of Peace, The—Lincoln park; June 9, 1894.
Sweeney Post No. 275, G. A. R.—Evergreen cemetery, Barrington; Sept. 9, 1906.
Thomas Post No. 5, G. A. R.—Rosehill cemetery; Feb. 22, 1895.
Victoria—Garfield park; Oct. 16, 1893.
Washington—Grand boulevard and 51st street; completed June 6, 1904; no formal unveiling.
Washington Post No. 94, G. A. R.—Elmwood cemetery; Aug. 22, 1909.
Willich Post No. 780, G. A. R.—Town of Maline cemetery; Oct. 13, 1901.

MUNICIPAL LODGING HOUSE.

162 North Union street. Charles F. Rogers, supt.

The municipal lodging house is for the benefit of all homeless and indigent men and boys in the city. Lodging, a bath and food are provided free for every applicant for one night, and longer if he is honestly seeking employment. The crippled, old or infirm are sent each morning to hospitals, dispensaries or homes. Employment is found for the able-bodied and industrious. Statistics for the calendar years, 1908, 1909 and 1910 are as follows:

	1908.	1909.	1910.
Lodgings given.....	105,564	69,980	36,710
Meals served.....	229,397	142,691	73,420
Situations supplied.....	8,119	4,884	1,727
Criples received.....	2,473	2,874	193
Skilled laborers received.....	40,389	25,432	4,015
Unskilled laborers received.....	65,175	44,548	9,089
Sent to county agent.....	312	199	350
Sent to county hospital.....	240	163	263
Sent to charitable organizat'ns	56	19	223
Sent to dispensary.....	3,648	740	441

STREETS, ALLEYS AND PAVEMENTS.

The combined length of the streets and alleys of Chicago is 4,355.23 miles. The street mileage is 2,896.59 and the alley mileage 1,458.64. Of the streets 1,730.51 miles are paved. The total of each kind of pavement in use Jan. 1, 1911, was:

Pavement.	Miles.	Pavement.	Miles.
Asphalt.....	530.69	Medina stone.....	1.19
Block asphalt.....	1.74	Slag.....	7.48
Brick.....	147.03	Novaculite.....	2.00
Cedar.....	349.59	Rock asphalt.....	0.57
Concrete.....	5.11	Wood asphalt.....	0.05
Cresotod block... ..	15.59		
Granite.....	95.07	Total.....	1,730.51
Macadam.....	574.40		

**RELIABLE
PRINTERS'
ROLLERS**

SAM'L BINGHAM'S SON
MFG. CO.

CHICAGO

PITTSBURG

INDIANAPOLIS

ST. LOUIS

DALLAS

KANSAS CITY

MILWAUKEE

ATLANTA

MINNEAPOLIS

DES MOINES

LEGAL FARES FOR CABS, CARRIAGES AND TAXICABS.**ONE-HORSE VEHICLES.**

1. For one or two passengers, not exceeding one mile.....\$0.50
2. For each additional passenger, 25 cents for the first mile or part thereof only..... .25
3. For one or more passengers for the second mile and subsequent miles or part thereof, 25 cents for all for each such mile or part thereof..... .25
4. For children between 5 and 14 years of age, when accompanied by an adult, not more than half of the above rates shall be charged for like distances. For children under 5 years of age, when accompanied by an adult, no charge shall be made.
5. For the use of any vehicle mentioned in this section conveying one or more passengers, when hired by the hour with the privilege of going from place to place and stopping as often as may be required, as follows:
 - For the first hour.....1.00
 - For each additional hour or part thereof at the rate of \$1 an hour.
6. In the case of any vehicle described in this section being engaged by the hour and discharged at a distance from the place where it was engaged, the driver shall have the right to charge for the time necessary to return to such place.

TWO-HORSE VEHICLES.

1. For one or two passengers not exceeding one mile.....\$1.00
2. For each additional passenger, 50 cents each for the first mile or part thereof only..... .50
3. For one or more passengers for the second mile and subsequent miles or part thereof, 50 cents for all for each mile or part thereof..... .50
4. Children between 5 and 14 years of age, when accompanied by an adult, not more than half of the above rates shall be charged for like distances. For children under 5 years of age, when accompanied by an adult, no charge shall be made.
5. For the use of any vehicle mentioned in this section conveying one or more passengers, when hired by the hour with the privilege of going from place to place and stopping as often as may be required, as follows:
 - For the first hour.....2.00
 - For each additional hour or part thereof, at the rate of \$1.50 an hour.
6. In the case of any vehicle described in this section being engaged by the hour and discharged at a distance from the place where it was engaged, the driver shall have the right to charge for the time necessary to return to such place.

Hiring by the Hour—Must be so specified at the time of hiring. In all cases where the hiring of any vehicle licensed under the provisions of this article is not at the time of such hiring specified by the person hiring same to be by the hour, it shall be deemed to be by the mile, and for any detention exceeding a total period of fifteen minutes during the whole period of such hiring, when so working by the mile, the driver may demand pay for such period of detention at the rate of \$1.00 per hour in addition to the rate per mile.

Baggage—Every passenger upon any vehicle licensed under the provisions of this article shall be allowed to have conveyed with him upon such vehicle without charge therefor his ordinary light traveling baggage in an amount not to exceed in weight seventy-five pounds.

Lost Baggage—Whenever any package, article of baggage or goods of any kind shall be left in or upon any vehicle licensed under the provisions of this article, the driver of such vehicle shall upon the discovery of such package, baggage or goods forthwith deliver the same to the board of inspectors of passenger vehicles.

TAXICABS.

No person, firm or corporation owning, operating or controlling any taxicab shall let the same for hire or reward for a fee or charge to be fixed and determined by the hour or fraction thereof, but the fare demanded and received shall (excepting for

waiting time as herein provided for) be computed by the distance traveled and shall not exceed the following rates:

- For the first one-half mile or fraction thereof, for one person.....\$0.50
- For each one-fourth mile thereafter..... .10
- For each additional person for whole journey.. .20
- For each four minutes of waiting..... .10

Waiting Time—Waiting time shall include the time during which the taxicab is not in motion, beginning with its arrival at the place to which it has been called, or the time consumed while standing at the direction of a passenger, but no charge shall be made for time lost for inefficiency of the taxicab or its operator or for time consumed by a premature arrival in response to a call; provided, however, that no operator or driver of any taxicab which has responded to the call of a prospective passenger shall throw down or place in a recording position the flag attached to the taximeter until at least eight minutes' waiting time have elapsed or been consumed.

Operator to Announce Charge Before Changing Position of Flagpost—It shall be the duty of the operator or driver of every taxicab at the termination of his services to throw the flag to the nonrecording position on the taximeter and call the passenger's attention to the amount registered. The taximeter shall not be changed until after the fare is paid or a charge ticket therefor made out and delivered to the person hiring such taxicab.

Baggage—Every passenger upon any taxicab shall be allowed to have conveyed with him upon such vehicle, without charge therefor, his ordinary light traveling baggage in an amount not to exceed in weight fifty pounds. A fee of 20 cents may be charged for conveying a trunk.

Lost Baggage—Whenever any package, article of baggage or goods of any kind shall be left in or upon any vehicle licensed under the provisions of this article, the operator of such vehicle shall, upon discovery of such package, baggage or goods, forthwith deliver the same to the board of inspectors of passenger vehicles.

AUTOMOBILES (OTHER THAN TAXICABS).

Rates of Fare—The rate of fare to be asked or demanded by the operator or person in charge or control of any automobile, autocar or other similar vehicle operated for the conveyance of passengers, for hire or reward, within the city, shall not exceed the following prescribed rates:

Seating Capacity Not Exceeding Two Passengers—For the use of any such vehicle the seating capacity of which shall not exceed two persons, at the rate of \$3.00 per hour; provided, however, that no operator of such vehicle shall be compelled to rent the same for a fee of less than \$1.00.

Seating Capacity from Three to Five Passengers—For the use of any such vehicle the seating capacity of which shall be more than two persons, and not exceeding five persons, at the rate of \$4.00 per hour; provided, however, that no operator of such vehicle shall be compelled to rent the same for a fee of less than \$1.50.

Seating Capacity More than Five Passengers—For the use of any such vehicle the seating capacity of which is more than five persons, at the rate of \$5.00 per hour; provided, however, that no operator of such vehicle shall be compelled to rent the same for a fee of less than \$2.00.

Rate to Be Based on Time Vehicle Is in Use—The rate of fare to be asked or demanded by such vehicles not equipped with taximeters shall be determined in accordance with the time in which the vehicle is in use by the passenger or passengers engaging the same.

Operator's Seat Not to Be Counted—In determining the seating capacity of any such vehicle, neither the operator's seat nor any portion thereof shall be computed, but the seating capacity shall be determined by the number of persons which can be accommodated in the interior or tonneau of such vehicle.

No Charge for Answering Call or for Return from Call—No charge shall be made for the time con-

JOHN M. EWEN COMPANY

ENGINEERS

AND

BUILDERS

*Appraisers of Damages Caused by Fire or
Public Improvements*

THE ROOKERY

CHICAGO

sumed in responding to a call or in returning to the place from which such vehicle is called.

"Hour" Rates to be Charged Only When Passenger So Elects—The foregoing rates shall apply only in cases where the passenger at the time of the hiring of any vehicle referred to in this section expressly elects to pay therefor at the rate herein provided, and if such passenger so elects, the operator in charge of such vehicle shall hand to such passenger at the time of such hiring a card upon which shall appear: First, the name of the owner; second, the name of the operator of such vehicle; third, the exact time of such hiring; and in the absence of an express agreement as to the rate of fare to be charged for any vehicle referred to in this section, the rate of fare charged shall be the same as now is or hereafter may be provided by ordinance to be charged for the hire of taxicabs.

No Charge in Case of Breakdown—In case any automobile, autocar or other similar vehicle shall, while conveying for hire or reward any passenger or passengers, become disabled or shall break down so as to be unable to convey such passenger or passengers to his or their destination, and such disablement or breaking down cannot be remedied so that such vehicle shall be enabled to proceed within fifteen minutes from the time such vehicle shall

have become disabled, or shall have stopped, no fare shall be charged or collected for any service rendered or distance traveled up to the time of such stoppage, disablement or breakdown. Provided, however, that if any such passenger or passengers elect to remain in such vehicle and desire to be conveyed to their destination thereby, after such breakdown or disablement shall have been remedied, in such event full rates for the distance traveled shall be charged as if no breakdown or stoppage had occurred, or if such vehicle was employed by the hour, the time of stoppage shall be deducted from the time charged for.

Baggage—Every passenger upon any public automobile, autocar or other similar vehicle shall be allowed to have conveyed with him upon such vehicle, without charge therefor, his ordinary light traveling baggage in an amount not to exceed in weight fifty pounds. A fee of 25 cents may be charged for conveying a trunk.

Lost Baggage—Whenever any package, article of baggage or goods of any kind shall be left in or upon any vehicle licensed under the provisions of this article, the operator of such vehicle shall, upon discovery of such package, baggage or goods, forthwith deliver the same to the board of inspectors of public vehicles.

CHICAGO STREET RAILWAY SYSTEMS.

CHRONOLOGICAL.

Omnibuses—First regular omnibus line started by Frank Parmelee May 9, 1853.

Horse Cars—South side: First line on State street, between Randolph and 12th streets, open April 25, 1859. West side: Madison street line, halted to State, opened May 20, 1859; Randolph street line opened July 15, 1859. North side: Wells street line, river to Chicago avenue, opened late in spring of 1859; Clark street line opened in August, 1859.

Cable Cars—South side: First cable line in Chicago operated on State to 39th street; began business Jan. 28, 1892; Cottage Grove avenue line built same year. North side: Clark street line opened March 27, 1888; Wells street line opened same year; Lincoln avenue line opened Jan. 22, 1889; Clybourn avenue line opened May 2, 1891. West side: Madison street line opened July 16, 1890; Milwaukee avenue line opened at same time; Blue Island avenue line opened July 28, 1893.

Electric Cars—South side: First electric line in city began operating Oct. 2, 1890, from 95th street and Stony Island avenue to South Chicago; trolley substituted for horse cars on most of the lines (ex-

cept cable) in 1893 and 1894 in all divisions of the city and in the suburbs; trolley substituted for cable cars on State street July 22, 1906, and on Cottage Grove avenue Oct. 21, 1906. West side: Trolley cars substituted for cable on Blue Island avenue July 22, 1906, and on Madison street and Milwaukee avenue Aug. 19, 1906. North side: All cables changed to trolley lines Oct. 21, 1906.

Elevated Railways—South side: South Side elevated railroad began regular operation on line between Congress street and 39th street, June 6, 1892, with steam as motive power; extended to Stony Island avenue in Mar. 1893; extended to Englewood in 1906 and to Kenwood in 1907; trains began running around loop Oct. 19, 1897; motive power changed to electricity July 27, 1898. West side: Lake street line (Chicago & Oak Park) began running Nov. 6, 1893, with steam as motive power; electricity substituted June 14, 1896; Metropolitan road opened May 20, 1895, with electricity as motive power; began running over loop Oct. 10, 1897; extension of Garfield park and Douglas park lines completed in 1902. North side: Northwestern line opened for business May 31, 1900, with electricity as motive power; Ravenswood branch opened May 10, 1907.

CHICAGO RAILROAD ELECTRIFICATION COMMISSION.

The following city officials, railroad executives and Chicago business men were appointed March 20, 1911, as a commission to investigate the entire railroad terminal situation in Chicago with a view to the ultimate electrification of all the freight and passenger terminals in the city. The members were chosen by the Association of Commerce and the project had the official approval and co-operation of the city administration and city council.

CITY'S REPRESENTATIVES.

Paul P. Bird, chief smoke inspector.
T. E. Donnelley, chairman city smoke commission.
Dr. W. A. Evans.
Milton J. Foreman.

RAILROAD REPRESENTATIVES.

W. A. Gardner, president Chicago & Northwestern railroad.

H. G. Hetzler, president Chicago & Western Indiana railroad.

Darius Miller, president Chicago, Burlington & Quincy railroad.

C. E. Schaff, vice-president New York Central lines.

ASSOCIATION AT LARGE.

W. F. M. Goss, dean college of engineering, University of Illinois.

E. R. Graham of D. H. Burnham & Co.
Richard C. Hall, president Duck Brand company.
Jesse Holdom, attorney at law.

Harrison B. Riley, president Chicago Title and Trust company.

John W. Scott, Carson, Pirie, Scott & Co.
Francis T. Simmons, Francis T. Simmons & Co.
Mason B. Starring.

Frederick H. Rawson, president Union Trust company.

CHICAGO HIGH WATER PRESSURE COMMISSION.

Appointed by Mayor Busse Feb. 20, 1911.

Ald. Francis W. Taylor, Ald. James E. Buckley, Milton J. Foreman, Ald. M. A. Mueller, R. J. Mullaney, Charles R. Seyferlich, William W. Buchanan, Charles D. Richards, George L. Warner, J.

E. Randall, H. H. Glidden, William C. Robinson, E. M. Willoughby, William L. Ellis, Robert R. McCormick, Philip J. Halla, Frank Holmes, George W. Jackson, Arthur Hawxhurst.

3-Phase Alternating Current

IS BEST

For All Industrial Power

The Underground Mains of the

C-O-S-M-O-P-O-L-I-T-A-N ELECTRIC COMPANY

now cover the territory:

FROM JACKSON BLVD. TO 55TH-ST.

FROM INDIANA-AV. TO 40TH-AV.

and are being constantly extended:

For full particulars, Light and Power Rates, etc.,
address the

General Contract Agent

Cosmopolitan Electric Company

122 South Michigan Boulevard

POWER HOUSE

PHONES: RANDOLPH 3341
AUTOMATIC 64612

21ST, CANAL AND GROVE STS.
AND CHICAGO RIVER

LOCATION OF FIRE ENGINES AND HOOK AND LADDER COMPANIES.

FIRE ENGINE COMPANIES.

General headquarters, city hall.

No. Location.	No. Location.	No. Location.	No. Location.
1. 333 S. 5th avenue.	32. 87 E. Washington-st.	59. 828 Exchange avenue.	85. 3500 W. 60th street.
2. 2421 Lowe avenue.	33. 2208 Clybourn avenue.	60. 1315 E. 55th street.	89. 4456 N. 46th court.
3. 855 West Erie street.	34. 114 N. Curtis street.	61. 6300 Wentworth-av.	90. 1016 W. Division-st.
4. 1244 N. Halsted-st.	35. 1625 N. Robey street.	62. 34 East 114th street.	91. 3000 Elbridge avenue.
5. 323 S. Jefferson-st.	36. 2346 West 25th street.	63. 6328-30 Jackson-av.	92. 00 of commission.
6. 514 Maxwell street.	37. Foot of Franklin-st. (freboat Graeme Stewart).	64. 6244 Laflin street.	93. 331 South 5th avenue.
7. 636 Blue Island-av.		65. 2714 West 39th street.	94. 326 S. Jefferson-st.
8. 1931 Archer avenue.		66. 2856 Fillmore street.	95. 4000 Wilcox avenue.
9. 2527 Cottage Grove-av.	38. 2246 S. Ridgeway-av.	67. 4666 Fulton street.	96. 4399 North Waller-av.
10. 525 S. LaSalle-st.	39. 1618 West 33d place.	68. 1642 N. 44th avenue.	97. 13359 Superior-av.
11. 10 E. Michigan-st.	40. 119 N. Franklin-st.	69. 4017 N. 42d court.	98. 202 East Chicago-av.
12. 1641 West Lake-st.	41. Sampson's slip, Throop and Lumber-sts.	70. 2100 Eastwood avenue.	99. 3042 S. 41st court.
13. 209 N. Dearborn-st.	42. 230 West Illinois-st.	71. Deering yards.	100. 6843 Jefferson-av.
14. 509 W. Chicago-av.	43. 2183 State street.	72. 7914 Sherman avenue.	101. 1533 West 69th-st.
15. 1154 W. 22d street.	44. 3138 W. Lake street.	73. 8630 Emerald avenue.	102. 7077 N. Clark street.
16. 23 W. 31st street.	45. 4602 Cottage Grove-av.	74. 10615 Ewing avenue.	103. 1459 W. Harrison-st.
17. 558 West Lake street.	46. 9321-23 South Chicago avenue.	75. 12054-56 Wallace-st.	104. 1401 Michigan-av.
18. 1123 West 12th street.	47. 7531 Dobson avenue.	76. 3519 Cortland street.	105. 2337 W. Erie street.
19. 3444 Rhodes avenue.	48. 4005 Dearborn street.	77. 1224 S. 40th court.	106. 2754 N. Fairfield-av.
20. 1318 Rawson street.	49. 1642 W. 47th street.	78. 1052 Waveland-av.	107. 2258 W. 13th street.
21. 14 W. Taylor street.	50. 4659 Wentworth-av.	79. 5358 N. Ashland-av.	108. 4835 Our street.
22. 620 Webster avenue.	51. 6345 Westworth-av.	80. 623 East 108th street.	109. 2358 S. Whipple-st.
23. 1702 West 21st place.	52. 4714 Elizabeth street.	81. 10458 Hoxie avenue.	110. 2541 Foster avenue.
24. 2447 Warren avenue.	53. 40th and Packers-av.	82. 761 East 95th street.	111. 1701N. Washtenaw-av.
25. 1975 Canalport-av.	54. 3023 Vincennes-rd.	83. 1219 South place.	112. 1732 Byron street.
26. 457 N. Lincoln street.	55. 2740 Sheffield avenue.	84. 5721 S. Halsted-st.	113. 4658 Lexington-st.
27. 1244 Wells street.	56. 2214 Barry avenue.	85. 3700 West Huron-st.	114. 3542 W. Fullerton-av.
28. 2867 Loomis street.	57. 2412 Haddon avenue.	86. 2414 Cuyler avenue.	115. 11940 S. Peoria-st.
29. 744 West 35th street.	58. 923 2nd street bridge and	87. 8701 Escanaba-av.	116. 6929 Wood street.
30. 1125 N. Ashland-av.			117. 816 N. 52d avenue.
31. 2012 W. Congress-st.			

HOOK AND LADDER COMPANIES.

1. 527 S. LaSalle street.	10. 1613 Hndson avenue.	19. 1129 W. Chicago-av.	27. 30 East 114th street.
2. 540 W. Washington-st.	11. 9 East 36th place.	20. 446 West 69th street.	28. 1621 N. Robey street.
3. 158 W. Erie street.	12. 2256 W. 13th street.	21. 1529 Belmont avenue.	29. 441 N. Waller-av.
4. 214 W. 22d street	13. 2766 N. Fairfield av.	22. 1620 Winamac-av.	30. 6017 S. State street.
5. 1125 West 12th street.	14. 918 West 19th street.	23. 4837 Our street.	31. 1401 Michigan avenue.
6. 117 North Franklin-st.	15. 4600 Cottage Grove-av.	24. 10400 Vincennes road.	32. 2360 S. Whipple-st.
7. 456 N. Lincoln-st.	16. 1405 East 62d place.	25. 1545 Rosemont-av.	33. 4457 Marshfield-av.
8. 2855 Loomis street.	17. 9323 South Chicago-av.	26. 4002 Wilcox avenue.	34. 1024 East 73d street.
9. 85 E. Washington-st.	18. 4738 Halsted street.		

FIRE-INSURANCE PATROLS.

1. 163 West Monroe-st.	3. 15 West 23d street.	5. 221 Whiting street.	7. 1628 West Division-st.
2. 427 S. Sangamon-st.	4. Union stockyards.	6. 334 S. Hoyne avenue.	8. 324 North Michigan-av.

MAYORS OF CHICAGO.

Their politics and order and year of election.

NAME.	Party.	Fleet- ed.	Died.	NAME.	Party.	Fleet- ed.	Died.
No. 1. William B. Ogden	Democratic	1837	1877	No. 27. Francis C. Sherman	Democratic	1863	1870
2. Buckner S. Morris	Whig	1838	1879	28. John B. Rice	Republican	1865	1874
3. Benjamin W. Raymond	Whig	1839	1883	29. John B. Rice	Republican	1867	1874
4. Alexander Lloyd	Democratic	1840	1872	30. Roswell B. Mason	People's	1869	1892
5. Francis C. Sherman	Democratic	1841	1870	31. Joseph Medill	Citizens'	1871	1889
6. Benjamin W. Raymond	Democratic	1842	1883	32. Harvey D. Colvin	People's	1873	1892
7. Augustus Garrett	Democratic	1843	1848	33. Thomas Hoyle	Republican	1875	1894
8. Alton S. Sherman	Democratic	1844	1893	34. Monroe Heath	Republican	1876	1894
9. Augustus Garrett	Democratic	1845	1848	35. Monroe Heath	Republican	1877	1894
10. John P. Chapin	Whig	1846	1864	36. Carter H. Harrison, Sr.	Democratic	1879	1893
11. James Curtiss	Democratic	1847	1860	37. Carter H. Harrison, Sr.	Democratic	1881	1893
12. James H. Woodworth	Dem.-Whig	1848	1869	38. Carter H. Harrison, Sr.	Democratic	1883	1893
13. James H. Woodworth	Dem.-Whig	1849	1869	39. Carter H. Harrison, Sr.	Democratic	1885	1893
14. James Curtiss	Democratic	1850	1860	40. John A. Roche	Republican	1887	1904
15. Walter S. Gurnee	Democratic	1851	1903	41. DeWitt C. Cregier	Democratic	1889	1898
16. Walter S. Gurnee	Democratic	1852	1903	42. Hempstead Washburne	Republican	1891
17. Charles M. Gray	Democratic	1853	1885	43. Carter H. Harrison, Sr.	Democratic	1893	1893
18. Isaac L. Milliken	Democratic	1854	1889	44. John P. Hopkins	Democratic	1893
19. Levi D. Boone	Knownothing	1855	1882	45. George B. Swift	Republican	1896
20. Thomas Dyer	Democratic	1856	1862	46. Carter H. Harrison, Jr.	Democratic	1897
21. John Wentworth	Republican	1857	1888	47. Carter H. Harrison, Jr.	Democratic	1899
22. John C. Haines	Republican	1858	1896	48. Carter H. Harrison, Jr.	Democratic	1901
23. John C. Haines	Republican	1859	1896	49. Carter H. Harrison, Jr.	Democratic	1903
24. John Wentworth	Republican	1860	1888	50. Edward F. Dunne	Democratic	1905
25. Julian S. Rumsey	Republican	1861	1886	51. Fred A. Busset	Republican	1907
26. Francis C. Sherman	Democratic	1862	1870	52. Carter H. Harrison, Jr.	Democratic	1911

*Two-year terms for mayor began in 1863. †"Fire-Proof" ticket. ‡Four-year term for mayor began in 1907.

Only \$50 Cash

TEN YEARS TO PAY
THE BALANCE

Will secure you a \$5,000 gilt-edged ten acre planted
and growing orchard home tract in the famous

Bitter Root Valley

and insure a regular net income of

\$2,000 to \$5,000 a Year

ASK US ABOUT IT

Bitter Root Valley Irrigation Company

ROBERT S. LEMON, General Sales Manager

FIRST NATIONAL BANK BUILDING

CHICAGO

THE ART INSTITUTE OF CHICAGO.

A museum of fine arts and school of drawing, painting, etc.
Michigan avenue and Adams street.

OFFICERS.

President—Charles L. Hutchinson.
Vice-Presidents—Martin A. Ryerson, Frank G. Logan.

Secretary—Newton H. Carpenter.
Assistant Secretary—William F. Tuttle.
Treasurer—Ernest A. Hamill.
Auditor—William A. Angell.
Director—W. M. R. French.
Librarian—Miss Mary Van Horne.
School Registrar—Raiph W. Holmes.

Trustees, 1911-1912—Edward E. Ayer, Adolphus C. Bartlett, John C. Black, Chauncey J. Blair, Clarence Buckingham, Edward B. Butler, Daniel H. Burnham, Clyde M. Carr, Henry H. Getty, John J. Glessner, Frank W. Gunsaulus, Charles L. Hutchinson, Bryan Lathrop, Frank G. Logan, R. Hall McCormick, John J. Mitchell, Samuel M. Nickerson, Honore Palmer, Martin A. Ryerson, Howard Shaw, Albert A. Sprague. Ex. officio: Carter H. Harrison, mayor; John E. Traeger, city comptroller; John Barton Payne, president south park commissioners; Joseph Donnerberger, auditor south park commissioners.

The Art Institute of Chicago was incorporated May 24, 1879, for the "founding and maintenance of schools of art and design, the formation and exhibition of collections of objects of art and the cultivation and extension of the arts of design by any appropriate means." The museum building upon the lake front, first occupied in 1893, has never been closed for a day. It is open to the public every week day from 9 to 5, Sundays from 1 to 5. Admission is free to members and their families at all times, and free to all upon Wednesdays, Saturdays, Sundays and legal holidays. Upon other days the entrance fee is 25 cents.

All friends of art are invited to become members. Annual members pay a fee of \$10 a year. Life members pay \$100 and are thenceforth exempt from dues. Governing members pay \$100 upon election and \$25 a year thereafter. Upon the payment of \$400 governing members become governing life members and are thenceforth exempt from dues. All receipts from life memberships are invested and the income only expended. All members are entitled, with their families and visiting friends, to admission to all exhibitions, receptions, public lectures and entertainments given by the Art Institute and to the use of the Ryerson reference library upon art.

MUSEUM.

The Art museum now ranks among the first three or four in the country. It contains excellent examples of the old masters and of the modern painters. There is also a large and comprehensive collection of sculptures, including reproductions of the work of the greatest sculptors, ancient and modern. There is an extensive collection of architectural casts. Other fields of art are represented by collections of etchings, engravings, textiles, oriental art, Egyptian and classical antiquities, etc. There is a constant succession of passing exhibitions, thirty or more in a year. All students enjoy the full use of the collections and the library.

The number of visitors to the art gallery during the year ending June 1, 1911, was 704,239.

SCHOOL.

The school of instruction in the practice and theory of art includes departments of painting, sculpture, decorative designing, illustration, architecture and normal instruction. There are day and evening classes for beginners and for advanced pupils and special classes on Saturdays. The instructors number about 80 and the pupils average about 3,000 a year. The principle upon which the school is founded is to maintain in the highest efficiency the severe practice of academic drawing and painting, from life, from the antique and from objects, and around this practice, as a living stem, to group the various departments of art education.

The school is conducted upon the most modern methods and has grown to be the most comprehensive and probably the largest fine arts school in the United States. Constant communication and interchange are kept up with European art centers and distinguished teachers from a distance are called in from time to time. Students may enter at any time. The tuition rates are as follows:

Day School—Full time for full term of twelve weeks, \$30; four weeks, \$12; four days a week, full term, \$27; four weeks, \$11; three days a week, full term, \$24; four weeks, \$9; two days a week, full term, \$18; four weeks, \$7; one day a week, full term, \$12; four weeks, \$5.

Half-Day Courses—Five half days a week, \$24 a term; four weeks, \$10; four half days a week, \$21 a term; four weeks, \$9; three half days a week, \$17 a term; four weeks, \$7; two half days a week, \$13 a term; four weeks, \$5; one half day a week, \$8 a term; four weeks, \$4.

Evening Rates—Three nights a week, \$7 for twelve weeks or \$3 for four weeks; two nights a week, \$5.50 a term or \$2.50 for four weeks; one night a week, \$4 a term or \$2 for four weeks.

Saturday Rates for Juvenile Class—Twelve half days for \$5.

Special Classes—

Pottery—Twelve half days.....	\$6.00
Leather—Twelve half days.....	6.00
Metal—Twelve half days.....	6.00
Bookbinding—Twelve half days.....	6.00
Drawing—Twelve half days.....	5.00
Design—Twelve half days.....	5.00
Ceramic Painting—Twelve half days.....	8.00
Ceramic Design—Twelve half days.....	5.00

The attendance of students for the year ended June 1, 1911, was as follows:

Day school.....	972
Saturday school.....	645
Evening school.....	950
Summer school.....	543

Students belonging to two schools..... 3,110

Grand total..... 2,903

LAW AND ORDER LEAGUES AND PROTECTIVE ASSOCIATIONS.

Anti-Cruelty Society—President, George L. Douglass; secretary, Hugo Krause, 155 West Indiana street.

Anti-Saloon League of Illinois—1200, 189 West Madison street; superintendent, James K. Shields.

Chicago Law and Order League—President, Arthur B. Farwell; secretary, Rev. Herbert B. Gwyn, 1005, 19 South LaSalle street.

Citizens' Association—32, 106 North LaSalle street; secretary, S. M. Singleton.

Citizens' League of Chicago for the Suppression of the Sale of Liquor to Minors—1405, 155 North Clark street; secretary, Daniel M. Nourse; superintendent, Dr. Annie E. Ranes.

Garfield Park Protective Association—President, Rev. W. I. Stewart; secretary, Willis M. Lyman, 4236 West Jackson boulevard.

Englewood Law and Order League—226 West 63d street; secretary, J. H. Lyle.

Hyde Park Protective Association—Secretary, Arthur B. Farwell, 1005, 19 South LaSalle street.

North Side Law and Order League—Secretary, Rev. Herbert B. Gwyn, 457 Kenmore avenue.

Society for Prevention of Crime—1118, 8 South Dearborn street; secretary, George E. Girling.

Vice Commission of the City of Chicago (appointed by the mayor)—President, Dean W. T. Sumner; secretary, Edwin W. Sims.

THE
Pain Fireworks Display Co.

OF AMERICA

1320 WABASH-AV.

CHICAGO, ILL.

Telephone Calumet 1723

Manufacturers of High Grade Display

FIREWORKS

A special feature will be made in
 prices for 1912 on our

Colored Fires and Torches

for Parades and Illuminations

Double Mammoth Red and
 Green Torches, burning
 from 17 to 20 minutes,
 our specialty.

**WRITE
 FOR
 PRICES**

Flags of All Kinds
 Japanese Goods and
 Lanterns
 Decorations and Novelties
 Importations

ALL KINDS OF SAFE AND SANE FIREWORKS

**PRIVATE
 LAWN DISPLAYS**

\$25 to \$200

With full directions for
 safe firing by any level
 headed novice.

WRITE FOR FREE ILLUSTRATED CATALOGUE

SANITARY DISTRICT OF CHICAGO.

Offices in American Trust and Savings Bank bldg.
 President—Thomas A. Smyth, D.
 Clerk—I. J. Bryan.
 Treasurer—George M. Reynolds.
 Chief Engineer—George M. Wisncr.
 Attorney—John C. Williams.
 Marshal—E. E. Ertzman.
 Board of Trustees—Terms expire in 1912: Edward
 I. Williams, R.; Thomas J. Healy, R.; Adolph
 Bergman, R. Terms expire in 1914: Wallace G.
 Clark, R.; George W. Paulin, R.; Paul A. Haz-
 ard, R. Terms expire in 1916: Thomas A. Smyth,
 D.; Thomas M. Sullivan, D.; Edward Kane, D.

CHRONOLOGY.

First investigation made in 1885.
 Sanitary bill signed May 29, 1889.
 Sanitary district organized Jan. 18, 1890.
 Earth broken ("shovel day") Sept. 3, 1892.
 Lake water turned into canal Jan. 2, 1900.
 Formal opening of canal Jan. 17, 1900.

DIMENSIONS OF CANAL.

Length of main and water power channel, 39.16
 miles.
 Length of river, lake to Robey street, 6 miles.
 Length river diversion channel, 13 miles.
 Width main channel, Robey street to Summit:
 Bottom, 110 feet; top, 198.
 Width main channel, Summit to Willow Springs:
 Bottom, 202 feet; top, 290.
 Width main channel, Willow Springs to Lockport
 (rock section): Bottom, 160 feet; top, 162.
 Width river diversion channel: Bottom, 200 feet.
 Minimum depth of water in main channel, 22 feet.
 Current in earth sections, 1 1/4 miles per hour.
 Current in rock sections, 1.9 miles per hour.
 Present capacity of canal, 300,000 cubic feet per
 minute.
 Total amount of excavation, 42,229,635 cubic yards.

The north shore channel, extending from Law-
 rence avenue to Lake Michigan, in the village of
 Wilmette, is about 8 miles long with a water depth
 of 13.6 feet.

The construction of the Sag canal to drain the
 Calumet region was begun in the summer of 1911.
 When completed it will be 22 miles long.

NET RECEIPTS AND DISBURSEMENTS.

From organization to Dec. 31, 1910.

RECEIPTS.

Taxes collected.....	\$45,752,651.55
Bond account.....	20,074,000.00
Deposit on bond purchase.....	50,000.00
Interest on bank balances.....	426,227.80
Electrical department, interest account.....	56,278.58
Dock and land rental account.....	224,378.48
Tax levy, 1896 (warrants outstanding).....	1,932.04
Sebastian Krug.....	2,500.00
Total.....	66,587,968.45

EXPENDITURES.

Right of way.....	\$9,616,584.81
Bridge construction, river diversion.....	142,486.20
River diversion construction.....	1,055,806.98
Main channel construction.....	19,331,786.77
Bridge construction, main channel.....	2,546,244.49
Controlling works, Lockport.....	331,253.65
Bridge construction, controlling works.....	7,873.35
Joliet project.....	1,308,251.12
Bridge construction, Joliet project.....	276,386.76
I. & M. canal improvement, Bridgeport	77,016.08
Chicago river dredging, docking, etc.....	2,383,254.34
Bridge construction, Chicago river.....	3,019,536.71
Wilmette pumping station.....	231,444.21
Thirty-ninth street pumping station.....	552,444.75
West 39th-st. and Western-av. sewers.....	157,247.48
North shore channel construction.....	978,093.36
F. F. Healy contract, north shore chan-	90,909.53
nel.....	483,974.77
Bridge construction, north shore channel	466,032.81
Calumet-Sag channel construction.....	1,590.93
Bridge construc'n, Calumet-Sag channel	20,803.76
Lowering LaGrange & Kampsville dams	5,830.63
Raising roadway of Brandon's bridge.....	6,570.70
Water power dev't. at Hickory creek.....	22,592.99
Warehouses 1 and 2, Western avenue.....	21,920.51
Sewage disposal experiments.....	403,354.60
Capitalization & maintenance of bridges	90,388.80
Bridgeport pumping works.....	30,399.01
Maintenance of highway bridges.....	308,969.13
Maintenance and operation account.....	4,144,844.13
Electrical department.....	10,618,228.54
Interest on bonds.....	468,453.69
Interest on tax warrants.....	25,004.67
Discount and interest on loans.....	93,311.58
Taxes on land, Cook county.....	69,046.50
Taxes on land, Will county.....	133,838.43
Land damages.....	1,870.42
Taxes on land, DuPage county.....	15,473.16
Marine damages.....	2,946,336.53
Engineering department.....	242,918.85
Clerical department.....	1,346,520.51
Law department.....	54,812.30
Treasury department.....	480,484.39
Police department.....	1,248,755.95
General account.....	33,075.97
State inspection main channel.....	5,533.20
Personal injuries account.....	75,674.72
Machinery and tools account.....	94,069.78
Joseph J. Duffy.....	22,118.14
Weir, McKechney & Co.....	3,843.00
John M. Ewen company.....	56.46
Strobel Steel Construction company.....	66,092,650.20
Total expenditures.....	66,587,968.45

Total..... 66,587,968.45

CHARITY ORGANIZATIONS IN CHICAGO.

American National Red Cross Society (Illinois
 branch)—President, Gov. Charles S. Deneen; sec-
 retary, James Whittaker, Springfield, Ill.; treas-
 urer, Orson Smith, 112 West Adams street.
 Associated Jewish Charities of Chicago—916, 30
 North LaSalle street; president, Julius Rosen-
 wald; secretary, Milton F. Goodman.
 Austro-Hungarian Benevolent Association—Sec-
 retary, Gustave F. Fischer, 1430, 134 South LaSalle
 street.
 Chicago Daily News Fresh-Air Fund—Manager, H.
 L. Rogers, Sanitarium, Lincoln park, foot of Ful-
 lerton avenue.
 Children's Benefit League—President, Mrs. Freder-
 ick Lorenz; corresponding secretary, Mrs. Charles
 Salmon.
 Children's Day Association—President, Mrs. L. L.
 Funk; corresponding secretary, Mrs. L. H. Man-
 son.
 Elizabeth McCormick Memorial Fund—Director,
 Sherman C. Kingsley.
 Frances Juvenile Aid Association—3929 Indiana ave-
 nue; president, Mrs. Ernest Fisher; correspond-
 ing secretary, Miss Mary Hazel.

Hungarian Charity Society of Chicago—President,
 Samuel Kohn; secretary, Leo Neumann, 1501 North
 Hoyne avenue.
 Illinois Charitable Relief Corps—President, Charles
 Albert; secretary, Miss Mary Lenihan, 1310 North
 Rockwell street.
 Illinois Children's Home and Aid Society—Pres-
 ident, R. J. Bennett; secretary, Rev. E. M. Wil-
 liams; superintendent, H. W. Thurston, 601, 127
 North Dearborn street.
 Infant Welfare Society—President, Lucius Teter;
 superintendent, Miss Minnie H. Ahrens.
 Jewish Aid Society—1336 South Morgan street;
 president, Solomon L. Sulzberger; secretary, Louis
 M. Cahn.
 Societe Francaise de Bienfaisance de l'Illinois—
 President, Z. P. Brosseau; secretary, J. S. Town-
 send, 1554 Wabash avenue.
 Societe Francaise de Secours Mutuels—Secretary,
 F. Mercier, 620 Throop street.
 Society of St. Vincent de Paul—1628 Tribune build-
 ing.
 United Charities of Chicago—President, Charles
 H. Wacker; secretary, Walter S. Brewster; office,
 167 North LaSalle street.

AMERICAN FENCE

Square Mesh Hinged Joints (patented), with Flexible Stays

A square mesh fence of weight, great strength and durability. Large wires in both the horizontals and the uprights, and the whole fabric woven together with the American hinged joint (patented), making the most substantial and flexible union mechanically possible. Both wires are positively locked and firmly held against side slip and yet are free to act like a hinge in yielding to pressure and returning quickly to place without bending or injuring the metal. Many years of the hardest usage in the field have demonstrated the value of the American forms of construction, justly entitling it to be called a resilient wall of steel, solid and enduring.

ELLWOOD FENCE

Diamond Mesh, Elastic Cables

The steel in Ellwood fence is especially made for the purpose from carefully selected stock; it is hard, elastic, tough and springy. The line wires, composed of two or more wires twisted into cables, give each individual wire the shape of an elongated coiled spring. The fence is therefore sufficiently elastic to take care of expansion and contraction, and yet so rigid when properly stretched as to prevent sagging. The small and permanent mesh is made by weaving one continuous wire throughout the fabric. The mesh or stay wires are so interwoven that slipping is impossible. The triangular truss is the strongest form of construction known; for this reason, Ellwood fence will stand the hardest usage and still retain its shape.

ROYAL FENCE

Square Mesh, Continuous Stays, with Royal Loop

Is made of heavy, hard, stiff steel wire, the strongest and best possible to produce for fencing purposes. The stay or upright wires are continuous from top to bottom of the fence and secured to the horizontal wires by the Royal loop. Being wrapped around the horizontal wires entirely within the tension curves, the stays are rigidly held in place and side slipping prevented. The whole forms a fabric of the greatest strength and ample flexibility, the best of the continuous stay fences.

ANTHONY FENCE

Square Mesh, Rigid Stays, with Anthony Knot

The upright and horizontal wires are tied with the famous Anthony knot, the smallest fence knot made. Machinery of special design has been brought to such a degree of perfection that the most nicely balanced woven wire fabric is produced, each wire drawing with mathematical precision under equal tension and uniformly even with the others. This brings into play, under stress of action, all the wires within a considerable radius of the center of contact, affording to an extraordinary degree great resistance combined with flexibility.

DEALERS EVERYWHERE. SEE THEM

MADE BY

American Steel & Wire Co.

FRANK BAACKES, Vice-Pres. and General Sales Agent.

Chicago	New York	Denver	San Francisco
7 ^o W. Adams-st.	30 Church-st.	First National Bank bldg.	Rialto Building

CHICAGO CLUBS AND CLUBHOUSES.

Builders'—412-418 Chamber of Commerce building; president, Thomas F. O'Connell, secretary, H. S. Martin.

Calumet—Michigan avenue and 20th street; president, Thomas A. Woodruff; secretary, Walter E. Faithorn.

Caxton—Tenth floor Fine Arts building; president, E. L. Millard; secretary, Clarence Burley.

Chicago Athletic Association—12 South Michigan avenue; president, W. Rufus Abbott; secretary, William Bartholomay, Jr.

Chicago Architectural—39 West Adams street; president, Edward F. Gillette; secretary, T. Ralph Ridley.

Chicago Automobile—321 Plymouth court; president, Ira M. Cobe; secretary, Fred J. Ringley.

Chicago Club—Michigan avenue and Van Buren street; president, John S. Runnels; secretary, W. R. Odell.

Chicago Cycling—1615, 37 East Van Buren street; president and secretary, C. A. Nathan.

Chicago Woman's—410 South Michigan avenue; president, Mrs. John O'Connor; corresponding secretary, Miss E. Grace Dixon.

Chicago Woman's Aid—Indiana avenue and 21st street; president, Mrs. Moses L. Purvin; corresponding secretary, Mrs. Henry X. Strauss, 4200 Drexel boulevard.

Chicago Yacht—Foot of Monroe street; outer harbor; commodore, William Hale Thompson; secretary, A. S. Clark.

City Club—315 Plymouth court; president, Dr. Henry B. Favill; secretary, Spencer L. Adams; civics secretary, George E. Hooker.

Cliff Dwellers—216 South Michigan avenue; president, Hamlin Garland; secretary, Ralph Clarkson.

Colonial Club of Chicago—4445 Grand boulevard; president, R. F. Morrow; secretary, H. B. Chichester.

Columbia Yacht—Lake front, foot of Randolph street; commodore, H. D. Moreland; secretary, Irving M. Orr.

Commercial—President, Frederic A. Delano; secretary, Edward F. Carry.

Edgewater Country—5658 Winthrop avenue; president, E. E. Campbell; secretary, Clifton H. Hewett.

Englewood—6323 Harvard avenue; president, Harry A. Lewis; secretary, W. B. Page.

Englewood Woman's Club—6732 Wentworth avenue; president, Mrs. William Hefferan; secretary, Mrs. A. W. Morton.

Farragut Yacht Club—Lake shore, foot of 33d street; commodore, W. E. Robinson; secretary, O. R. Meurk.

Fortnightly—Fine Arts building; president, Mrs. H. M. Kennedy; corresponding secretary, Mrs. Edwin F. Bayley.

Forty Club—President, Willbur D. Nesbit; secretary, Charles H. Burras.

Germania Maennerchor—106 Germania place; president, Dr. E. Saurenhaus; secretary, Arthur Herz.

Hamilton—Northwest corner Clark and Monroe streets; president, Fred L. Rossbach; secretary, George S. Ballard.

Illinois Athletic—112 South Michigan avenue; president, Charles J. Webb; secretary, F. M. Gordon.

Illinois—113 South Ashland boulevard; president, Frank A. Moody; secretary, William S. Holabird.

Industrial—President, William H. Rehm; secretary, Charles E. Rollins.

Irish Fellowship—President, Daniel McCann, Evanson; secretary, William P. J. Halley.

Iroquois—21 North LaSalle street; president, James G. Condon; corresponding secretary, A. F. Reichman.

Kenwood—Lake avenue and 47th street; president, David N. Hanson; secretary, G. E. Bliss.

Kenwood Country—Drexel boulevard and 48th street; president, Walter F. Slocum; secretary, D. W. Westervelt.

Klio—26 South Wabash avenue; president, Mrs. John H. Volk; secretary, Mrs. Lida T. Boughton.

Marquette—Dearborn avenue and Maple street; president, Edwin H. Cassels; secretary, E. A. Bigelow.

Mid-Day—First National Bank building, 17th floor; president, James Simpson; secretary, J. L. Cochran.

Nike—22 Oakwood boulevard; president, Mrs. S. M. B. Hunt; secretary, Miss Ruth A. McGuire.

Oak Park—President, George B. Caldwell; secretary, Albert F. Storke.

Oaks—Lake street and Waller avenue; president, R. Hazen; secretary, H. H. Rearden.

Playgoers—President, Dr. N. I. Rubinank; secretary, Mrs. L. H. Manson, 4531 Sheridan road.

Press Club—28 North Dearborn street; president, Douglas Malloch; recording secretary, Otto Kney.

Quadrangle—Lexington avenue and 58th street; president, G. H. Mead; secretary, C. W. Wright.

Rotary—38 South Dearborn street; secretary, Horace W. Davison.

Saddle and Cycle—Sheridan road and Foster avenue; president, John S. Runnels; secretary, W. McCormick Blair.

South End Woman's—President, Mrs. E. Bishop; corresponding secretary, Mrs. Frank Chute, 8918 Exchange avenue.

South Shore Country—Lake shore and 67th street; president, Walter Fitch; secretary, Stanley M. Wiley.

Southern—26 North Dearborn street; president, P. O. Crenshaw; secretary, William P. Dawson.

Standard—Michigan avenue and 24th street; president, Samuel Deutsch; secretary, Joseph Weissbach.

Swedish Club of Chicago—1258 LaSalle avenue; president, C. S. Peterson; secretary, Axel Hulthen.

Twentieth Century—President, Franklin H. Head; secretary, William M. Payne, 2246 Michigan avenue.

Union—12 Washington place; president, George F. Porter; secretary, George H. Sheahan.

Union League—Jackson boulevard and Federal street; president, William P. Sidley; secretary, Walter D. Herrick.

Union Printers—Howland block, Monroe and Dearborn; president, Joseph C. Larson; secretary, James D. Coughlin.

University—Michigan avenue and Monroe street; president, George S. Isham; secretary, E. S. Rogers.

West End Woman's—35 South Ashland boulevard; president, Mrs. Robert L. McCall; corresponding secretary, Mrs. Frederick W. Block.

Woman's Athletic—606 South Michigan avenue; president, Mrs. Reuben H. Donnellan; secretary, Mrs. Frank R. McMullin.

Woman's City—1212 Masonic Temple; president, Mrs. Mary H. Wilmarth; secretary, Mrs. E. L. Murfey.

Woodlawn Park—64th street and Woodlawn avenue; president, H. D. Russell; secretary, J. V. Painter.

Woodlawn Woman's—President, Mrs. Emmett L. Bay; corresponding secretary, Mrs. Amos Case.

Young Fortnightly—925, 410 South Michigan avenue; president, Mrs. Arthur Elliott; corresponding secretary, Mrs. Alexander Soper.

CHICAGO OUTER HARBOR PLANS.

Four outer harbor sites along Chicago's lake front were established by the city council Nov. 20, 1911. The ordinances provided for the following districts:

No. 1—From the mouth of the Chicago river north to Chicago avenue, and extending one mile into Lake Michigan.

No. 2—From the mouth of the Chicago river south to Randolph street, and extending one mile into the lake.

No. 3—From the south end of Grant park south to 31st street, and extending one mile into the lake.

No. 4—All of the Calumet river within the city and all of Lake Calumet.

Another ordinance was presented at the same time providing for a fifth district along Chicago's south shore, through which vessels will have to pass before entering the inner harbor designated as district No. 4. Preliminary plans for the harbors were prepared by the city engineers.

Sydney ICE CREAM

Pure Wholesome Satisfying

The rich sweet-cream flavor sought by the critical lover of ice cream is found in *Sydney* Ice Cream as in no other.

At our Lakeland farm, located at the summit of Illinois, in the finest dairy region in the United States, a herd of the famous Glenwood family of imported Guernsey cows, noted for the richness and excellent flavor of their cream, produce cream used exclusively for making *Sydney* Ice Cream.

Sydney Ice Cream is made in a modern sanitary plant, surrounded by the same degree of intelligent supervision as are all the well-known *Sydney* products of

CONSUMERS COMPANY

Phone Yards 1220

CHICAGO

Sydney

Sydney

Sydney

Ginger Ale

Drinking Water

Peroxide Hydrogen

CHICAGO GRAIN STATISTICS.

The following tables show the extreme prices in each year for forty years for cash wheat, corn and oats, indicating the month in which such prices were obtained:

YEAR.	WHEAT.			YEAR.	WHEAT.		
	Lowest in	Range.	Highest in		Lowest in	Range.	Highest in
1872.....	Nov.	\$1.01 @1.61	Aug.	1882.....	Oct.	\$0.69@.91½	Feb.
1873.....	Sept.	.89 @1.46	July.	1883.....	July.	.54½@.85	Apr.
1874.....	Oct.	.81½@1.28	Apr.	1884.....	July.	.58½@.65¾	Apr.
1875.....	Feb.	.83¼@1.30½	Apr.	1885.....	Jan.	.45¾@.81¾	May.
1876.....	July.	.83 @1.23¾	Dec.	1886.....	Aug.	.53 @.94½	Nov.
1877.....	Aug.	1.01½@1.76¾	May.	1887.....	Apr.	.66¼@1.06	Dec.
1878.....	Oct.	.77 @1.14	Apr.	1888.....	Oct.	.62 @1.85	May.
1879.....	Jan.	.815½@1.33½	Dec.	1889.....	Dec.	.64 @.79½	May.
1880.....	Aug.	.86½@1.32	Jan.	1900.....	Jan.	.61½@.87½	June.
1881.....	Jan.	.95¾@1.43¼	Oct.	1901.....	July.	.63½@.77¼	June.
1882.....	Dec.	.91½@1.40	Apr. and May.	1902.....	Oct.	.67½@.95	Sept.
1883.....	Oct.	.90 @1.13½	June.	1903.....	Jan.	.70¼@.93	Sept.
1884.....	Dec.	.69 @.96	Feb.	1904.....	Jan.	.81¼@1.22	Sept., Oct., Dec
1885.....	Mar.	.73¾@.91¾	Apr.	1905.....	Aug.	.77¾@1.24	Feb.
1886.....	Oct.	.69¾@.84¾	Jan.	1906.....	Aug.	.63¾@.94¾	May.
1887.....	Aug.	.66¾@.94¾	June.	1907.....	Jan.	.71 @1.22	Oct.
1888.....	Apr.	.71½@1.00	Sept.	1908.....	July.	.84½@1.24	Aug.
1889.....	Feb.	.75¾@1.08¾	Feb.	1909.....	Oct.	1.03 @1.60	June.
1890.....	Feb.	.74¼@1.08¼	Aug.	1910.....	Oct.	.91½@1.29½	July.
1891.....	July.	.84¼@1.16	Apr.	1911*.....	Apr.	.83¼@1.17	Oct.

YEAR.	CORN.			YEAR.	OATS.		
	Lowest in	Range.	Highest in		Lowest in	Range.	Highest in
1872.....	Oct.	\$0.29¼@.48½	May.....	Oct. and Nov...	\$0.20¼@.43¼	June.	
1873.....	June.	.27 @.54¼	Dec.....	Apr.	.23¾@.40½	Dec.	
1874.....	Jan.	.49 @.86	Sept.....	Aug.	.37¼@.71	July.	
1875.....	Dec.	.45¼@.76¼	May and July..	Dec.	.29¼@.64¼	May.	
1876.....	Feb.	.38¾@.49	May.....	July.	.27 @.35	Sept.	
1877.....	Mar.	.37¾@.58	Apr.....	Aug.	.22 @.45¼	May.	
1878.....	Dec.	.23½@.43½	Mar.....	Oct.	.18 @.72¾	July.	
1879.....	Jan.	.23¼@.49	Oct.....	Jan.	.19¼@.36¾	Dec.	
1880.....	Apr.	.315½@.43¼	Nov.....	Aug.	.22¼@.35	Jan. and May	
1881.....	Feb.	.35¾@.76¾	Oct.....	Feb.	.29¼@.47¼	Oct.	
1882.....	Dec.	.73¼@.81½	July.....	Sept.	.30¼@.62	July.	
1883.....	Oct.	.46 @.87	Jan.....	Sept.	.25 @.43¼	Mar.	
1884.....	Dec.	.34¼@.70	Sept.....	Dec.	.23 @.34¼	Apr.	
1885.....	Jan.	.34¼@.49	Apr. and May..	Sept.	.24¼@.36½	Apr.	
1886.....	Oct.	.33¾@.45	July.....	Oct.	.22¾@.35	Jan.	
1887.....	Feb.	.33 @.51½	Dec.....	Mar. and April..	.23¼@.31½	Dec.	
1888.....	Dec.	.33¼@.60	May.....	Sept.	.23¼@.38	May.	
1889.....	Dec.	.29¼@.60	Nov.....	Oct.	.17¾@.23½	Feb.	
1890.....	Feb.	.27¼@.54¼	Nov.....	Feb.	.19¼@.45	Nov.	
1891.....	Dec.	.30¼@.80	Nov.....	Oct.	.26 @.56¼	Apr.	
1892.....	Jan.	.37¾@1.00	May.....	Jan.	.33 @.34¾	Aug.	
1893.....	Dec.	.34¼@.44½	May.....	July.	.215½@.32¼	May.	
1894.....	Feb.	.33¾@.59½	Aug.....	Jan.	.26 @.50	June.	
1895.....	Dec.	.24½@.54¾	May.....	Feb.	.165½@.31½	June.	
1896.....	Sept.	.19¼@.39½	Apr.....	Sept.	.14¾@.20¼	Feb. and Mar	
1897.....	Jan. and Feb.	.21¾@.33½	Aug.....	Feb.	.15¾@.23¾	Dec.	
1898.....	Jan.	.26 @.38	Dec.....	Aug. and Sept...	.20¼@.32	May.	
1899.....	Dec.	.30 @.38¼	Jan.....	Jan.	.19¼@.28¼	Feb.	
1900.....	Jan.	.30¼@.49¼	Nov.....	Aug.	.21 @.26¼	June.	
1901.....	Jan.	.36 @.62¾	Nov.....	Jan.	.23¼@.42¼	Nov.	
1902.....	Oct.	.55 @.88	July.....	Aug.	.25 @.56	July.	
1903.....	Mar.	.41¾@.53	July and Aug..	Mar.	.31¼@.45	July.	
1904.....	Jan.	.42¾@.58¼	Nov.....	Oct.	.28¼@.46	Feb.	
1905.....	Jan.	.42 @.64½	May.....	Sept.	.25 @.34¾	July.	
1906.....	Feb. and March.	.39 @.54¾	June.....	Mar.	.287½@.42¾	June.	
1907.....	Jan.	.39¾@.66¾	Oct.....	Jan.	.35¾@.56¾	Sept.	
1908.....	Feb.	.50¼@.82	May and Sept..	Aug.	.46 @.60¾	July.	
1909.....	Oct.	.54¼@.77	June.....	Oct.	.38¼@.63¾	Aug.	
1910.....	Oct.	.47¼@.63	Jan.....	Oct.	.29¼@.49	Feb.	
1911*.....	Jan., Feb., Mar..	.45¾@.75	Oct.....	Mar.....	.287½@.47¼	Oct.	

*Jan. 1 to Nov. 1.


SOCIETIES OF ARTISTS AND ART CLUBS.

Art Students' League—Art Institute; president, George Weisenburg; secretary, Claire L. Stadeker. Chicago Arts and Crafts Society—Secretary, R. R. Jarvie, 1340 East 47th street. Chicago Camera Club—31 West Lake street; president, George C. McKee; secretary, H. A. Langston. Chicago Ceramic Art Association—Art Institute; president, Margaret E. Iglehart; corresponding secretary, Miss Eleanor Stewart, 1367 East 53d street. Chicago Public School Art Society—President, Mrs. John H. Buckingham; corresponding secretary,

Mrs. Alfred M. Walter, 2729 Prairie avenue. Chicago Society of Artists (organized 1902)—President, Wilson H. Irvine; secretary, George F. Schultz, 818 Schiller building; clubrooms in Art Institute. Chicago Water Color Club (organized 1907)—President, George F. Schultz; secretary, Antoniu Sterba. Municipal Art League of Chicago—President, Ralph Clarkson; secretary, James W. Pattison, Art Institute. Palette and Chisel Club—Athenaeum building; president, L. O. Griffith; secretary, E. P. Thurn.

BOILERS---FURNACES STOVES

TRADE MARK
Doylair



TRADE MARK
Doylair

50 Per Cent More Heat for Your Money

We give you a Surety Bond to guarantee we can do 33% more work with a pound of coal by our method than is done by any other Power or Heating Boiler. Our Smokeless Combustion fully complies with City Smoke Ordinance.

173 NORTH LA SALLE STREET,
CHICAGO, ILL., U. S. A.

CHICAGO FIRE STATISTICS SINCE 1863.

[From reports of fire marshals.]

Years.	Fires.	Property involved.	Loss.	Insurance.	Average loss per fire.	Percentage of property involved.	Population.	Population to each fire.	Loss per \$100.
1863-4.....	186		\$355,600	\$272,500	\$1,912	153,796	827	\$2.31
1864-5.....	193		651,798	685,300	3,377	169,353	877	3.85
1865-6.....	243		1,216,466	941,602	5,003	178,492	735	6.82
1866-7.....	315		2,487,973	1,643,445	7,898	200,413	636	12.41
1867-8.....	515		4,315,332	3,417,288	8,133	226,236	439	19.07
1868-9.....	405		560,169	632,248	1,333	252,654	622	2.22
1869-70.....	600		871,905	600,061	1,453	279,320	466	3.12
1870-1.....	669		2,447,845	2,183,498	3,653	306,605	458	7.98
1871-2*.....	489		672,800	745,000	1,939	337,000	685	2.89
1872-3.....	441		680,099	3,763,275	1,542	367,393	833	1.85
1873-4.....	466	\$7,041,700	1,013,246	3,641,735	2,175	14.39	381,402	818	2.66
1874-5†.....	473	11,063,616	2,345,684	6,789,300	1,959	21.22	395,408	836	5.93
1875‡.....	332	4,601,770	127,014	2,328,150	386	2.76	401,535	1,209	.42
1876.....	477	9,173,004	387,951	3,780,060	813	4.23	407,661	855	.95
1877.....	445	10,368,921	1,044,997	6,173,575	2,343	9.62	442,196	949	2.48
1878.....	478	6,751,234	306,317	3,327,348	641	4.54	436,731	914	4.70
1879.....	638	11,501,473	572,082	5,112,631	897	4.97	469,515	736	1.22
1880.....	804	14,752,066	1,135,816	5,409,480	1,413	7.70	503,298	626	2.26
1881.....	895	19,738,508	921,495	9,662,326	1,030	4.67	531,996	594	1.73
1882.....	981	26,435,705	569,885	12,587,099	581	2.16	560,693	572	1.02
1883.....	1,153	42,383,215	1,379,736	21,790,767	1,197	3.23	595,339	517	2.32
1884.....	1,278	22,685,001	968,229	12,048,683	758	4.27	629,989	493	1.54
1885.....	1,509	48,055,541	2,225,184	22,407,225	1,700	4.06	661,923	506	3.36
1886.....	1,543	43,646,452	1,492,084	22,676,518	967	3.42	635,861	450	2.15
1887.....	1,853	62,241,191	1,839,058	32,095,202	392	2.95	748,256	404	2.46
1888.....	1,871	76,618,085	1,363,427	38,610,407	729	1.78	862,451	429	1.10
1889.....	2,075	66,409,323	2,154,340	34,440,627	1,038	8.24	1,009,000	482	2.15
1890.....	2,755	108,650,005	2,092,071	47,937,840	759	1.93	1,099,133	397	1.91
1891.....	3,353	124,003,193	3,053,874	59,703,511	911	2.46	1,147,000	342	2.66
1892.....	3,549	123,482,011	1,521,445	65,535,291	429	1.23	1,197,000	337	1.27
1893.....	5,224	330,023,212	3,149,590	150,387,890	603	.95	1,250,000	239	2.52
1894.....	5,174	129,046,541	3,254,140	72,185,581	629	2.52	1,305,000	252	2.49
1895.....	5,216	120,794,760	2,974,760	73,443,646	560	2.37	1,362,000	256	2.19
1896.....	4,414	97,061,640	1,979,355	59,970,130	448	2.04	1,427,000	323	1.53
1897.....	5,326	98,883,270	2,272,990	15,233,596	425	2.30	1,485,000	279	1.39
1898.....	5,048	91,922,210	2,651,735	56,550,470	525	2.88	1,558,000	309	1.70
1899.....	6,031	128,304,413	4,534,065	70,851,165	752	3.53	1,626,000	270	2.79
1900.....	5,503	112,599,125	2,213,699	72,893,463	402	1.98	1,698,575	309	1.30
1901.....	6,136	133,195,220	4,296,433	83,079,743	700	3.22	1,747,236	285	2.46
1902.....	5,125	112,998,252	4,118,933	71,615,759	803	3.64	1,795,897	350	2.29
1903.....	6,054	111,743,441	3,062,931	68,748,203	489	2.73	1,844,666	305	1.66
1904.....	6,661	122,075,301	2,950,254	77,224,230	443	2.40	1,893,219	284	1.56
1905.....	6,522	117,497,315	3,303,929	76,533,590	507	2.81	1,941,880	298	1.70
1906.....	6,387	119,974,033	4,179,235	75,256,085	654	3.49	1,990,541	312	2.01
1907.....	6,257	142,900,863	3,937,105	92,575,189	629	2.76	2,039,202	326	1.93
1908.....	7,793	114,527,300	3,873,444	72,048,810	497	3.33	2,087,862	288	1.86
1909.....	7,414	135,730,618	3,046,797	90,960,970	411	2.24	2,136,525	288	1.43
1910.....	9,083	129,676,681	4,884,793	83,808,768	538	3.77	2,185,283	241	2.24

*The great fire not included. †The large fire included. ‡Nine months, ending Dec. 31, 1875.

SOCIAL SETTLEMENTS IN CHICAGO.

Abraham Lincoln—Oakwood and Langley; Rev. Jenkin Lloyd Jones.
 Archer Road Settlement—239 West 24th street; Will G. La Favor.
 Association House—2150 West North avenue; Mary L. Atkins.
 Charles Sumner—1951 Fulton street; Mrs. Mabel Gayton.
 Chicago Commons—North Morgan street and Grand avenue; Graham Taylor.
 Chicago Hebrew Institute—West Taylor and Lytle streets; superintendent, Dr. J. Pedott.
 Christopher House—1523 Fullerton avenue; James J. Coale.
 Eli Bates House—621 West Elm street; Mrs. Alice H. Palmer.
 Elizabeth E. Marcy Home—1325 Newberry avenue; Miss Bertha Brown.
 Esther Falkenstein Settlement House—1915 North Humboldt street; Mrs. Herman Falkenstein.
 Fellowship House—831 West 33d place; Mrs. Amelia H. Jerome.
 Forward Movement—1356 West Monroe street; Rev. George W. Gray.
 Frederick Douglass—3032 Wabash avenue; Mrs. Cella P. Woolley.

Gads Hill—1959 West 20th street; Mrs. L. A. Martin.
 Halsted Street Institutional Church Settlement—1935 South Halsted street; Rev. J. B. Martin.
 Henry Booth House—707 West 14th place; T. W. Allison.
 Hull House—808 South Halsted street; Miss Jane Addams.
 Institutional Church—3325 Dearborn street; Rev. H. E. Stewart.
 Maxwell Settlement—1214 South Clinton street; Miss Ernestine Haller.
 Neighborhood House—6710 South May street; Mrs. H. M. Van Der Vaart and Anne E. Nichols.
 Northwestern University—Augusta and Noble; Miss Harriet Vittum.
 Olivet House—701 Vedder street; Rev. Norman E. Barr.
 St. Mary's—44th and Union; Mrs. Katharine M. Parren.
 South Deering Neighborhood Center—10441 Hoxie avenue; Mrs. Frances Bass.
 South End—3212 East 91st street; Miss Grace Darling.
 University of Chicago—4630 Gross avenue; Miss Mary E. McDowell.

NATIONAL WOMEN'S TRADE UNION LEAGUE.

President—Mrs. Raymond Robins, Chicago.
 Vice-President—Mrs. W. D. Knofer, St. Louis, Mo.
 Secretary—Miss S. M. Franklin, Chicago.

Treasurer—Mrs. Melinda Scott, New York.
 Headquarters—Room 507, 331 South LaSalle street, Chicago.

THE W. H. SCHOTT COMPANY

HARRIS TRUST BUILDING
CHICAGO

LONG DISTANCE TELEPHONE—RANDOLPH 4888

DESIGNERS AND BUILDERS

OF

LIGHT AND POWER PLANTS

CENTRAL HEATING PLANTS

ELECTRIC RAILWAYS

HYDRO ELECTRIC PLANTS

WATER WORKS AND GAS PLANTS

SPECIAL ATTENTION GIVEN TO EXAMINATIONS
AND REPORTS FOR FINANCIAL INSTITUTIONS

PRICES OF MESS PORK AND LARD FOR FORTY YEARS.

The following table shows the lowest and highest cash prices for mess pork and 1 prime steamed lard in the Chicago market for the past forty years and the months in which extreme prices were reached:

YEAR.	MESS PORK			LARD.		
	Lowest in	Range.	Highest in	Lowest in	Range.	Highest in
1872.....	Mar.....	\$11.05 @16.00	July.....	Dec.....	\$7.00 @11.00	July.
1873.....	Nov.....	11.00 @18.00	Apr. and May.	Nov.....	6.50 @ 9.37½	Apr.
1874.....	Jan., Feb., Mar.	13.75 @24.75	Aug.....	Jan.....	8.20 @15.50	Oct.
1875.....	Jan.....	17.75 @24.75	Oct.....	Nov.....	11.80 @15.75	Apr. and May
1876.....	Dec.....	15.00 @23.75	Apr.....	Sept.....	9.25 @13.85	Mar. and Apr
1877.....	Dec.....	11.40 @17.95	Jan.....	Dec.....	7.55 @11.55	Jan.
1878.....	Dec.....	6.02½@11.35	Dec.....	Dec.....	5.32½@ 7.80	Aug.
1879.....	Jan.....	7.27½@13.75	Jan.....	Aug.....	5.30 @ 7.75	Dec.
1880.....	Apr.....	9.37½@19.00	Oct.....	June.....	6.35 @ 7.85	Nov.
1881.....	Jan.....	12.40 @20.00	Sept.....	Feb.....	9.20 @13.00	July.
1882.....	Mar.....	16.00 @24.75	Oct.....	Mar.....	10.05 @13.10	Oct.
1883.....	Sept. and Oct.	10.20 @20.15	May.....	Oct.....	7.15 @12.10	May.
1884.....	Dec.....	10.55 @19.50	May, June, July	Dec.....	6.45 @10.00	Feb.
1885.....	Oct. and Nov.	8.00 @13.25	Feb.....	Oct.....	5.82½@ 7.10	Feb. and Apr
1886.....	May.....	8.20 @12.20	Dec.....	May.....	5.82½@ 7.50	Sept.
1887.....	Jan.....	11.60 @24.00	Dec.....	June and Oct.	6.20 @ 7.92½	Dec.
1888.....	Dec.....	12.90 @16.00	Oct.....	Jan.....	7.25 @11.20	Oct.
1889.....	Dec.....	8.35 @13.50	Jan.....	Dec.....	5.75 @ 7.55	Jan.
1890.....	Dec.....	7.50 @13.62½	Apr.....	Dec.....	5.50 @ 6.52½	Apr.
1891.....	Dec.....	7.45 @13.00	May.....	Feb.....	5.47½@ 7.05	Feb.
1892.....	Apr.....	9.25 @15.05	Dec.....	Jan.....	6.05 @10.60	Dec.
1893.....	Aug.....	10.25 @21.80	May.....	Aug.....	6.00 @13.20	Mar.
1894.....	Mar.....	10.67½@14.57½	Sept.....	Mar.....	6.45 @ 9.05	Sept.
1895.....	Dec.....	7.50 @12.87½	May.....	Dec.....	5.15 @ 7.17½	Mar.
1896.....	Aug.....	5.50 @10.85	Jan.....	July.....	3.05 @ 5.85	Jan.
1897.....	Dec.....	7.15 @ 9.00	Sept.....	June.....	3.42½@ 4.90	Sept.
1898.....	Oct.....	7.65 @12.30	May.....	Jan. and Oct.	4.62½@ 6.82½	May.
1899.....	May and Oct.	7.85 @10.45	Jan.....	May.....	4.90 @ 5.77½	Jan.
1900.....	Nov.....	10.37½@16.00	Oct.....	Feb.....	5.65 @ 7.40	Oct.
1901.....	Jan.....	12.60 @16.80	Mar.....	Jan.....	6.90 @10.25	Sept.
1902.....	Feb. and Mar.	15.00 @18.70	July.....	Feb.....	9.07½@11.60	Sept.
1903.....	Oct.....	10.35 @13.37½	Mar.....	Oct.....	6.25 @11.00	Sept.
1904.....	Sept.....	10.60 @16.50	Feb.....	May.....	6.15 @11.92½	Feb.
1905.....	Apr.....	11.70 @16.50	Oct.....	Jan.....	6.55 @ 8.10	Aug.
1906.....	Jan.....	13.45 @20.00	July.....	Jan.....	7.32½@ 9.85	Nov.
1907.....	Sept. and Oct.	13.75 @17.75	Feb.....	Oct.....	8.42½@ 9.97½	Feb.
1908.....	Feb.....	10.75 @16.60	July.....	Feb.....	6.97½@10.45	Oct.
1909.....	Jan.....	16.25 @25.20	Sept.....	Jan.....	9.40 @12.65	Sept. and Oct
1910.....	Oct.....	17.25 @27.00	July.....	Aug.....	11.50 @14.65	Mar.
1911*.....	Oct.....	14.50 @21.50	Feb.....	Apr.....	7.70 @10.67½	Jan.

*Jan. 1 to Nov. 1.

CHICAGO AND CALUMET HARBOR LIGHTS AND FOG SIGNALS.

CHICAGO HARBOR—LIGHTS.

On the southerly end of the northerly inner breakwater, a fixed red light in gray conical metal tower 31½ feet high; light visible 9½ miles.

On the northerly end of the inner breakwater, a fixed white light from lens lantern shown from top of white post 13 feet high.

On the easterly end of the north pier at the entrance of Chicago river, a fixed red light shown from lens lantern on post 22 feet high; with the next light it forms a range showing the direction of the piers and course for entering the harbor.

On the north pier, near its easterly end, at the entrance to Chicago river, a fixed white light in gray framework tower 27 feet high; light visible 13 miles.

In 30 feet of water, inside of and near the southeasterly end of the outer breakwater; flashing alternately red and white; interval between flashes, 10 seconds; red conical tower on rock-faced masonry tower, 59½ feet high; light 67½ feet above lake level and visible 16 miles.

On the northwesterly end of the outer breakwater, a fixed red light, shown from lens lantern in gray skeleton metal tower 19 feet high; height of lantern above lake level 55 feet.

CHICAGO HARBOR—FOG SIGNALS.

On the north pier in front of and attached to the light tower, a bell, struck by machinery, a double and single blow alternately with intervals of 20 seconds.

At the light tower near the southeasterly end of the outer breakwater, a 10-inch steam whistle; blasts 5 seconds, silent intervals 25 seconds.

CALUMET HARBOR—LIGHTS.

Calumet bar gas buoy, moored in 21 feet of water, on the northerly end of the Calumet bar; fixed white light with 10-second eclipse, shown from lens lantern.

On the southeasterly end of the new breakwater, a fixed white light, shown from buff metal tower 34 feet high; light visible 13½ miles.

On the outer end of the north pier, entrance to the mouth of the Calumet river and South Chicago harbor and about 11 miles southeasterly from the Chicago breakwater, a fixed red light, shown from gray cylindrical tower 30 feet high; light visible 13 miles.

CALUMET HARBOR—FOG SIGNALS.

At the breakwater tower, a first-class compressed-air siren which sounds thus: Blast, 3 seconds; silent interval, 12 seconds; blast, 3 seconds; silent interval, 42 seconds.

At the north pier light, a bell struck by machinery every 20 seconds.

"CLOSED" HOURS ON BRIDGES OF CHICAGO.

Following are the hours when the bridges of Chicago are closed to river traffic: Bridges on the main river, on the south branch as far south as 12th street, and on the north branch to Kinzie street, 6:30 to 8:30 a. m. and 5 to 7 p. m.; on the

north branch from Kinzie to Halsted street, and on the south branch from 12th street to Halsted street, 6 to 7 a. m. and 5:30 to 6:30 p. m.; all other bridges from 6 to 7 a. m. and 6 to 7 p. m.

GEORGE E. MARSHALL, Pres.
NEWTON LULL, Vice-Pres.

J. HARRY JONES, Treas.
LOUIS T. MARSHALL, Sec.

Marshall - Jackson Company

STATIONERS, PRINTERS
ENGRAVERS

MARJAX LOOSE LEAF LEDGERS
LETTER FILES AND CABINETS
"MACEY" SECTIONAL BOOKCASES
FINE CORRESPONDENCE PAPERS
ENGRAVING FOR COMMERCIAL AND
SOCIAL USES

24 and 26 S. Clark Street, Chicago

Telephone Central 664

ASSESSMENT OF TAXABLE PROPERTY IN CHICAGO.

The following is a statement of the valuation of taxable real estate and personal property and the amount of taxes levied each year, from 1838 to 1911, inclusive:

YEAR.	Real estate.	Personal property.	Total valuation.	Tax levy.	YEAR.	Real estate.	Personal property.	Total valuation.	Tax levy.
1838.	\$235,996	\$235,996	\$8,849.96	1875.	\$125,468,005	\$48,295,611	\$173,763,616	55,108,981.40
1839.	94,803	94,803	4,624.55	1876.	128,832,403	39,165,574	167,997,977	4,046,895.80
1840.	94,437	94,437	4,761.15	1877.	116,082,533	32,317,615	148,400,148	4,013,110.44
1841.	127,024	\$30,720	166,744	10,004.67	1878.	104,420,223	27,563,896	131,984,119	3,777,757.23
1842.	128,757	42,585	151,342	9,181.27	1879.	91,152,059	26,517,806	117,669,865	3,776,450.79
1843.	962,221	479,063	1,441,314	8,647.89	1880.	89,032,038	28,101,688	117,133,726	3,899,126.98
1844.	1,902,065	771,186	2,763,251	17,166.24	1881.	90,049,445	29,053,743	119,103,188	3,126,608.38
1845.	2,273,171	791,851	3,065,022	11,077.58	1882.	95,881,714	29,470,022	125,350,736	4,227,402.98
1846.	3,694,425	857,231	4,551,656	15,529.80	1883.	101,596,746	31,616,893	133,213,639	4,540,506.13
1847.	4,965,466	653,704	5,619,170	18,159.01	1884.	105,606,743	31,720,297	137,327,040	4,872,456.60
1848.	4,956,206	1,002,174	5,958,380	20,300.440	1885.	107,146,881	32,811,411	139,958,292	5,152,356.03
1849.	5,151,637	1,493,047	6,644,684	22,051.54	1886.	122,980,123	35,516,009	158,496,132	5,368,406.76
1850.	5,685,965	1,534,284	7,220,249	25,270.87	1887.	123,169,453	37,949,365	161,204,555	5,692,712.56
1851.	6,804,262	1,758,455	8,562,717	33,385.87	1888.	123,292,358	37,949,365	161,241,723	5,723,007.25
1852.	8,190,769	2,272,645	10,463,414	76,948.96	1889.	127,372,618	40,763,213	168,135,831	6,329,591.21
1853.	13,180,677	3,711,154	16,891,831	135,662.68	1890.	170,553,554	48,800,514	219,354,068	9,558,335.00
1854.	18,900,744	5,401,495	24,392,239	199,081.61	1891.	203,353,791	53,245,783	256,599,574	10,453,270.41
1855.	21,637,500	5,355,333	26,992,833	260,209.03	1892.	190,614,636	53,117,502	243,732,138	11,242,448.75
1856.	25,892,768	5,849,776	31,742,544	306,652.39	1893.	189,249,120	56,491,231	245,740,351	11,810,969.69
1857.	29,807,628	7,027,653	36,835,281	372,046.00	1894.	190,960,897	56,461,825	247,422,722	12,267,643.62
1858.	30,175,323	5,816,407	35,991,730	430,190.00	1895.	192,498,842	50,977,983	243,476,825	14,239,655.13
1859.	30,732,313	5,821,067	36,553,380	513,164.00	1896.	195,634,375	48,672,411	244,306,786	12,900,145.21
1860.	31,198,135	5,855,377	37,053,512	573,315.29	1897.	184,632,965	47,393,755	232,026,720	12,369,333.10
1861.	31,314,749	5,957,631	37,272,380	559,968.00	1898.	178,801,172	42,162,275	220,963,447	12,307,906.82
1862.	31,587,545	5,532,900	37,120,445	544,033.06	1899.	200,265,855	54,981,361	255,247,216	13,595,419.53
1863.	35,151,652	7,523,472	42,675,124	633,346.00	1900.	212,164,422	53,681,808	265,846,230	14,245,580.50
1864.	37,148,023	11,584,759	48,732,782	974,655.64	1901.	229,255,608	53,325,822	282,581,430	14,245,294.12
1865.	44,665,499	20,644,678	64,310,177	1,294,183.50	1902.	229,255,608	53,325,822	282,581,430	14,245,294.12
1866.	66,495,116	29,458,134	95,953,250	1,719,064.05	1903.	289,371,249	122,053,031	411,424,280	14,815,388.31
1867.	141,445,920	53,580,924	195,026,844	3,218,472.00	1904.	291,329,703	111,951,487	403,281,190	15,994,410.68
1868.	174,490,000	55,756,340	230,246,340	3,253,457.80	1905.	295,514,443	112,477,182	407,991,625	16,845,974.19
1869.	211,631,240	54,653,640	266,284,880	3,930,373.20	1906.	303,633,228	123,230,068	426,863,296	17,434,108.80
1870.	223,617,600	52,342,950	275,960,550	4,139,798.70	1907.	346,843,523	131,078,386	477,921,909	22,605,709.45
1871.	236,898,650	52,847,820	289,746,470	4,897,464.70	1908.	344,499,927	132,690,472	477,190,399	22,666,543.94
1872.	339,154,890	45,042,540	384,197,430	4,462,961.45	1909.	586,253,655	122,574,401	708,828,056	24,078,000.98
1873.	362,969,820	49,108,175	412,077,995	5,617,313.91	1910.	603,272,873	245,971,661	849,244,536	23,485,538.22
1874.	258,549,310	45,153,830	303,703,140	4,406,622.54	1911.	604,276,475	240,564,577	844,841,052	23,485,538.22

The valuation since 1875 is the equalized valuation fixed by the state board of equalization. From 1867 to 1875 the valuation was made by the city for the city tax. From 1898 to 1908, inclusive, the assessed value was one-fifth of the actual value. In 1909 the rate was fixed at one-third. The amounts in the personal property column include the railroad valuation. The separate figures in 1911 were: Personal property, \$196,967,023; railroads, \$17,305,282.

TAXING BODIES IN CHICAGO.

- STATE TAX**—For state purposes. The governor, auditor and treasurer constitute the board which ascertains the rate per cent required to produce the amount of taxes levied by the general assembly. The "state school tax" is levied in the same manner.
 - COUNTY TAX**—The county board levies the taxes for all county purposes.
 - CITY TAX**—The city council, acting with the mayor, levies the taxes for all city purposes.
 - SCHOOL TAX**—The city council and the mayor make a separate levy for this purpose.
 - LABRARY TAX**—The city council and the mayor make a separate levy for this purpose.
 - SANITARY DISTRICT**—The tax is levied by the board of trustees.
 - SOUTH PARK SYSTEM**—The south park commissioners levy for park purposes in the towns of South Chicago, Hyde Park and Lake.
 - WEST PARK SYSTEM**—The West Chicago park commissioners levy for park purposes in the town of West Chicago.
 - LINCOLN PARK**—The Lincoln park commissioners are not "corporate authorities," the Lincoln park act not having been adopted by popular vote. The levy for Lincoln park is made by the county treasurer, acting as ex officio supervisor.
 - RIDGE PARK**—A small park district in Rogers Park, organized under the law providing for local park districts by popular vote. The board of five commissioners levies for the district.
 - THE NORTH SHORE PARK DISTRICT**—Organized the same as Ridge Park.
- By an act of the legislature approved May 11,

1901, and by the vote of the people at the spring election in 1902 the townships lying within the limits of Chicago were consolidated and the powers of the town boards transferred to the city council. This reduced the taxing boards in Chicago from eighteen to eleven as above.

ASSESSMENT OF TAXABLE PROPERTY IN COOK COUNTY.

Includes equalized valuation of railroads and capital stock of corporations.

1900.	\$206,957,900	1906.	\$461,813,707
1901.	408,189,960	1907.	514,757,122
1902.	433,489,922	1908.	514,757,122
1903.	445,028,259	1909.	597,213,850
1904.	437,850,426	1910.	915,895,947
1905.	441,990,246	1911.	925,003,114

The above figures are one-fifth of the actual valuation down to and including 1908. The rate was changed to one-third in 1909.

COOK COUNTY TAX RATE FOR 1910.

Town	State County	City	School	Sanitary	Park	Town	Total
West Chicago.	.30	.53	1.41	1.55	.34	.77	5.00
South Chicago.	.30	.53	1.41	1.55	.34	.51	4.64
North Chicago.	.30	.53	1.41	1.55	.34	.54	4.96
Hyde Park.	.30	.53	1.41	1.55	.34	.51	4.64
Lake	.30	.53	1.41	1.55	.34	.51	4.64
Lake View.	.30	.53	1.41	1.55	.34	.76	5.01
Jefferson	.30	.53	1.41	1.55	.34	.51	4.13

*Includes .05 for parks and boulevards. *Includes .03 for lake shore protection.

Note—The above rates apply to the \$100 assessed valuation, which is one-third of the full value.

PUBLIC ROADS IN ILLINOIS.

According to the Illinois highway commission there are in the state a little more than 94,000 miles of public roads or an average of 1.7 miles of road for every square mile of area. In 1905 the estimated amount of road which had been macadamized or graveled was 7,864 miles or 7.7 per cent of the total mileage.

TELEPHONE CANAL 3498

—THE—

NORTHWESTERN PAPER STOCK CO.

General Offices and Warehouse
1520-1534 JOHNSON STREET

Warehouse No. 2—515-517 HOLDEN CT.

We make a specialty of supplying the trade with

CLEAN SELECTED WIPING RAGS

used for all purposes, and will give satisfaction in every respect
for the most particular work.

The quality and price will certainly
MERIT YOUR ATTENTION

Largest Dealers in All Kinds of

WASTE PAPER

We have facilities for handling WASTE PAPER in
ANY QUANTITY. Will pay highest CASH price.
Kindly telephone or write us for prices and particulars.

CHICAGO STOCK YARDS FIRE CALAMITY.

Twenty-four men were crushed to death under a falling wall at a fire in Morris & Co.'s meat storage house in the Union stockyards, Chicago, early on the morning of Dec. 22, 1910. The victims included Fire Marshal James Horan, Second Assistant Fire Marshal William J. Burroughs, twenty other city firemen, a private fireman and a railway clerk. The fire started at 4:09 a. m. from some unknown cause and was followed soon afterward by an explosion, resulting, it is supposed, from hot air expansion. A part of the east wall was blown out, the brick and beams falling upon and smashing a canopy covering a loading platform. The chief and his men were at work on the platform, trying to get at the fire, which was in the basement, when the crash came. They were caught as in a trap and all were killed, probably instantly. It took many hours of hard work to recover their bodies. The money lost caused by the fire was \$750,000.

Following is a list of the men killed:

Horan, James, chief fire marshal, 722 South Ashland avenue.

Burroughs, William J., second assistant fire marshal, 4019 Michigan avenue.

Brandenberg, Herman, lieutenant truck company No. 11, 3902 Princeton avenue.

Collins, Patrick J., captain engine company No. 59, 5605 Drexel avenue.

Costello, Thomas, pipeman engine company No. 29, 3446 Emerald avenue.

Crane, Nicholas, truckman truck company No. 18, 4803 South Union avenue.

Danis, Edward J., lieutenant engine company No. 61, 442 West 59th street.

Doyle, Dennis N., captain engine company No. 39, 1634 West 33d street.

Doyle, Nicholas D., truckman truck company No. 11, 2949 Hayne court.

Dymuran, Andrew, fireman employed by Morris & Co., 4801 South Winchester avenue.

Enthoff, George C., pipeman engine company No. 23, 1757 West 21st street.

Fitzgerald, James, lieutenant engine company No. 23, 2917 Lexington street.

Lannon, Alexander D., captain engine company No. 50, 5735 Emerald avenue.

Leen, Stephen, clerk for Chicago Junction railway, 513 West 42d place.

McInerney, Michael, truckman truck company No. 11, 4822 Princeton avenue.

Moore, Charles, truckman truck company No. 18, 5253 Emerald avenue.

Moriarty, Albert, truckman truck company No. 11, 3902 South State street.

Murawski, George F., pipeman engine company No. 49, 4814 Scuta Wood street.

Powers, Peter J., truckman truck company No. 11, 3316 Dearborn street.

Reaph, Patrick, fireman employed by Morris & Co., 5427 South Paulina street.

Schonsett, Edward D., truckman truck company No. 11, 3558 Princeton avenue.

Sturm, William G., lieutenant engine company No. 64, 6218 South Laffin street.

Walters, Frank, pipeman engine company No. 59, 311 West 26th street.

Weber, William F., driver engine company No. 59, 7224 South Morgan street.

For the relief of the widows, children and other dependent relatives of the victims of the fire a fund of \$211,000 was raised by popular subscription and placed in the hands of a citizens' relief committee headed by Harlow N. Higginbotham. The committee desired to invest the money so as to provide an income for the children during their minority, but suit was brought on behalf of the beneficiaries and Judge W. F. Cooper of the Superior court decided Aug. 25, 1911, that the fund should be distributed at once. Chief Horan's widow was to receive \$17,000, Assltant Chief Burroughs' widow \$11,536 and the others sums ranging from \$1,000 to \$5,253 each. The money was distributed in December.

CHICAGO'S LAKE TRADE.

ARRIVALS AND CLEARANCES OF VESSELS.*

Year.	—Arrivals.—		—Clearances.—	
	No.	Tons.	No.	Tons.
1870.....	12,739	3,049,265	12,433	2,983,942
1871.....	12,320	3,096,101	12,312	3,082,235
1872.....	12,824	3,059,752	12,331	3,017,790
1873.....	12,858	3,225,911	11,876	3,339,803
1874.....	10,827	3,195,633	10,720	3,133,073
1875.....	10,483	3,122,004	10,607	3,157,051
1876.....	9,621	3,089,072	9,623	3,073,264
1877.....	10,233	3,274,332	10,284	3,311,083
1878.....	10,490	3,608,534	10,494	3,631,139
1879.....	11,859	3,887,095	12,014	3,870,300
1880.....	13,218	4,616,969	13,302	4,537,382
1881.....	13,043	4,533,558	12,957	4,228,689
1882.....	13,351	4,949,950	13,626	4,904,939
1883.....	11,967	3,812,464	12,015	3,980,873
1884.....	11,354	3,756,973	11,472	3,751,723
1885.....	10,744	3,653,936	10,793	3,652,286
1886.....	11,157	3,926,318	11,215	3,950,762
1887.....	11,950	4,328,292	12,023	4,421,560
1888.....	10,989	4,393,768	11,106	4,486,298
1889.....	10,804	5,102,790	10,994	5,155,041
1890.....	10,507	5,138,253	10,547	5,150,665
1891.....	10,224	5,624,852	10,294	5,506,700
1892.....	10,556	5,966,626	10,567	5,898,337
1893.....	8,764	5,456,637	8,739	5,449,470
1894.....	8,269	5,181,260	8,329	5,211,160
1895.....	9,212	6,329,702	9,363	6,392,497

Year.	—Arrivals.—		—Clearances.—	
	No.	Tons.	No.	Tons.
1896.....	8,663	6,481,152	8,773	6,591,203
1897.....	9,156	7,209,442	9,201	7,185,324
1898.....	9,428	7,657,215	9,562	7,686,448
1899.....	8,346	6,353,715	8,429	6,390,269
1900.....	8,714	7,044,995	8,591	7,141,105
1901.....	8,430	6,900,999	8,241	6,930,883
1902.....	8,083	7,179,053	8,164	7,229,342
1903.....	7,650	7,587,410	7,721	7,720,225
1904.....	6,631	6,430,088	6,671	6,514,934
1905.....	7,236	7,364,192	7,268	7,375,963
1906.....	7,017	7,969,621	7,055	7,665,709
1907.....	6,745	8,057,062	6,736	7,995,211
1908.....	5,787	7,241,845	5,805	7,296,745
1909.....	6,390	8,772,667	6,390	8,785,341
1910.....	6,523	9,430,074	6,551	9,470,572

*Comprises Chicago, Michigan City, Waukegan and Gary.

TONNAGE OF THE CHICAGO DISTRICT (1910).

Port.	Arrivals.		Clearances.	
	No.	Tonnage.	No.	Tonnage.
Chicago.....	6,084	8,360,844	6,118	8,386,635
Michigan City.....	52	14,208	49	13,300
Waukegan.....	147	124,605	135	110,290
Gary.....	240	933,417	249	960,347
Total.....	6,523	9,439,074	6,551	9,470,572

RECEIPTS BY LAKE IN 1910.

Coal, hard, tons.....	1,601,718
Coal, soft, tons.....	580,222
Salt, tons.....	290,945
Iron ore, tons.....	5,405,462
Iron, manufactured, tons.....	10,738
Cement, tons.....	45,078
Lumber, M.....	333,162
Shingles, M.....	30,186
Lath, M.....	5,530
Posts, pieces.....	303,454
Railroad ties, pieces.....	191,117
Telegraph poles, pieces.....	6,406

Wood, cords.....	4,045
Copper, tons.....	3,344
Sugar, tons.....	81,726
Green fruits, tons.....	20,057
Great, bushels.....	1,473,000
Barley, bushels.....	15,000
Rye, bushels.....	36,000
Misc., unclassified, tons.....	724,368
*Exclusive of 1,770,984 tons received at Gary, Ind.	

SHIPMENTS BY LAKE IN 1910.

Flour, barrels.....	2,813,997
Wheat, bushels.....	9,171,603

Corn, bushels.....	40,626,100
Oats, bushels.....	7,329,628
Barley, bushels.....	19,193
Grass seeds, tons.....	18,132
Milletwats, tons.....	205,698
Oil cake, tons.....	15,802
Broom corn, bales.....	14,047
Tallow, tierces.....	250
Pork, cured meats, brls.....	1,460
Wool and hair, sacks.....	35,038
Oil, barrels.....	352,537
Iron, manufactured, tons.....	43,720
Misc., unclassified, tons.....	431,375



**PUSH
BUTTON
STATION**

"The Kohler System"

embraces the highest developed line of printing press controllers on the market.

Complete control equipments are made for two motor, four motor or eight motor presses of the web perfecting type; for small or medium sized single motor newspaper web presses; for commercial printing house single motor web presses of small size; for job rotary presses; and for flat bed presses.

THE CUTLER-HAMMER MFG. CO., MILWAUKEE THE KOHLER SYSTEM DEPT.

NEW YORK—Times Building
CHICAGO—Peoples Gas Bldg.
BOSTON—176 Federal St.

PHILADELPHIA—1201 Chestnut St.
PITTSBURGH—Farmers' Bank Bldg.
CLEVELAND—Schofield Bldg.

Pacific Coast Representative

T. S. WATTERS, 411 Howard St., SAN FRANCISCO.

Safety and Speed

"The KOHLER SYSTEM"

Multiple Push Button Control

For all kinds and sizes of Printing Presses and every kind of machine requiring accurate, instantaneous, precise and infallible speed control.

Push the **SAFE** button and the press is "dead" till you're ready for it to go ahead and signify your readiness by pushing the **RUN** button at the same station. No one else can start the press till the **SAFE** button at your station is released.

"The Kohler System" turns out more and better work. Feeders and helpers are not obliged to keep one eye on the controller to see that no one starts the press till they are clear of it. The **SAFE** button insures safety to every man.

Smooth starting, accurate speed regulation, slow down, quick stop, etc., are all accomplished by simply pushing the buttons at the control stations. No time is lost, no manual operation is required.

The presses of the world's greatest newspapers are operated by "The Kohler System."

Descriptive bulletins sent on request.

FOREIGN ORDERS CONFERRED ON CHICAGOANS.

Abrahamson, Rev. L. G.—Royal North Star, Sweden.
 Adams, Milward—Legion of Honor, France; Leopold, Belgium; Crown, Italy; White Elephant (officer), Siam; Savior (officer), Greece; Michan Iftikhar (commander), Tunis; Merit Agricole (commander), Portugal.
 Anderson, John—St. Olaf, Norway.
 Andreen, Rev. Gustav—Royal North Star, Sweden.
 Birkhoff, George, Jr.—Orange-Nassau (officer), Holland.
 Bjorn, Emil—St. Olaf, Norway.
 Brosseau, Z. P.—Legion of Honor, France.
 Burry, William—Legion of Honor, France.
 Chatfield-Taylor, Hobart C.—Isabella the Catholic, Spain; Garter, Spain; St. James, Portugal; Legion of Honor, France; Crown of Italy, Italy.
 Cooley, Edwin G.—Francis Joseph, Austria.
 Cuoco, Frank—Crown (chevalier), Italy.
 Cutting, Starr W.—Crown (class III.), Prussia.
 Daae, Dr. A.—St. Olaf, Norway.
 Deering, Charles—Legion of Honor, France; Crown (class III.), Prussia.
 D'Urso, Luigi—Crown (chevalier), Italy.
 Eddy, Arthur J.—Red Eagle (class III.), Prussia.
 Enander, John A.—Gold medal, Litteris et Artibus, Sweden.
 Ericson, John E.—Vasa, Sweden.
 Fischer, Gustave F.—Red Eagle (class IV.), Prussia.
 Furber, Harry J.—Legion of Honor, France.
 Ganzel, Louis—Crown (class IV.), Prussia.
 Gass, Martin—Lion of Zaeringen, Baden.
 Gauss, E. F. L.—Crown (class IV.), Prussia.
 Grevstad, Nicolay—St. Olaf, Norway.
 Hachmeister, Henry—Red Eagle (class IV.), Prussia.
 Halle, Edward G.—Crown (class II.), Prussia.
 Hanson, Christian H.—Danebrog, Denmark.
 Henius, Dr. Max—Danebrog, Denmark.
 Henrotin, Charles—Legion of Honor, France; Leopold (chevalier, officer and civic cross of first class), Belgium; commander of Medjidie, Turkey; Osmanie, Turkey.
 Henrotin, Mrs. Ellen M.—Leopold, Belgium; Palmes Academiques, France; Officer of Public Instruction, France; Chefakat (Order of Mercy), Turkey.
 Hertz, Henry—Danebrog, Denmark.
 Hutchinson, Charles L.—Redeemer, Greece.
 Judson, Prof. Harry Pratt—Red Eagle (class III.), Prussia; Legion of Honor (officer), France.
 Klein, Dr. S. R.—"Goldenes Verdienst Kreuz mit der Krone," "Militar Kreuz" and "Jubiläum Medaille," Austria; Takova Orden IV. Klasse, Servia.
 Klenze, Prof. Camillo von—Red Eagle (class IV.), Prussia.
 Kozminski, Maurice W.—Legion of Honor, France.
 Kraus, Adolf—Francis Joseph, Austria.
 Lagorio, Dr. Antonio—Crown (knight), Italy.
 Lindgren, John R.—Royal Order of Vasa, Sweden.
 Laverde, Giuseppe—Crown (chevalier), Italy.
 Mafr, Charles A.—Chamberlain of the Sword and Mantle, pope.
 Mareschalch, Arturo—Crown (chevalier), Italy.
 Merou, Henri—Legion of Honor, France.
 Miller, Harry I.—Order of the Sacred Treasure, Japan.
 McCormick, R. S.—Order of St. Alexander of Nevsky, Russia.
 McCormick, Mrs. R. S.—Chefakat (Order of Mercy), Turkey.
 McEwen, Walter—Legion of Honor, France.
 Onahan, William J.—Chamberlain of the Sword and Mantle, pope.
 Ortengren, John R.—Vasa, Sweden.
 Palmer, Mrs. Potter—Legion of Honor, France; Leopold, Belgium.
 Peterson, William A.—Vasa, Sweden.
 Quales, Niles T.—St. Olaf, Norway.
 Reichle, C.—Crown (class IV.), Prussia.
 Revell, Alexander H.—Legion of Honor (chevalier), France.
 Rubens, Harry—Crown (class III.), Prussia.
 Schinkel, C.—Crown (class IV.), Prussia.
 Schlenker, Joseph—Frederick (class II.), Wurttemberg; Crown (class IV.), Prussia.
 Schmidt, William—Crown (class IV.), Prussia.
 Skiff, Frederick J. V.—Sanctified Treasure (class II.), Japan; Legion of Honor (commander), France; Crown, Italy; Leopold, Belgium.
 Smulski, John F.—Cross of Knightly Order of Francis Joseph, Austria.
 Tree, Lambert—Leopold (commander), Belgium.
 Urbano, Salvatore—Crown (chevalier), Italy.
 Urgos, Francesco—Crown (chevalier), Italy.
 Volini, Dr. Camillo—Crown (knight), Italy.
 Wever, Dr. Walter—Crown (class III.), Prussia; Red Eagle (class IV.), Prussia; Ernestine House Order (class I.), Saxe-Weimar.
 Ziegfeld, Carl—Officer of French Academy of Public Instruction and Fine Arts, France.
 Ziegfeld, Dr. F.—Chevalier of the Legion of Honor, France.
 Zimmerman, Dr. Gustav—Red Eagle (class III.), Prussia.

ALUMNI ASSOCIATIONS IN CHICAGO.

University and college.

Beloit—President, S. Morgan; secretary, Robert H. Harrison.
 Brown University—President, Gerald B. Smith; secretary and treasurer, F. L. Morse, 6432 Monroe avenue.
 Chicago Association of Collegiate Alumnae—President, Miss Mary R. Potter; corresponding secretary, Miss Grace I. Bridge.
 Cornell—President, Frank S. Porter; secretary, R. Warren Sallor, 1415 Michigan avenue.
 Dartmouth—President, W. T. Abbott; secretary, George E. Liscomb, 604, 133 West Washington street.
 De Paul—Secretary, William T. Sullivan, 1136 Fullerton avenue.
 Harvard Club of Chicago—President, F. W. Burlington; secretary, Louis C. Brosseau.
 Iowa State College—President, Charles W. Lamborn; secretary, E. R. Nowlan, 1801 South Ridgeway avenue.
 Lake Forest Club—President, Andrew Jackson, 1720 Michigan avenue; secretary, C. W. Wharton.
 Northwestern—President, Carlton H. Pendleton; secretary, J. C. Burg, University building, Lake and Dearborn streets.
 Notre Dame—President, Joseph J. Sullivan.
 Princeton—President, Charles Y. Freeman; secretary, Robert G. McNamara.
 Swarthmore—Secretary, Francis E. Broomell, 601 Reaper block.
 University of Chicago Alumni Association—President, Charles S. Winston; secretary, Harry A. Hansen, University of Chicago.
 University of Illinois—President, James P. Beck; secretary, Edward Corrigan.
 University of Michigan—President, G. Fred Rush; secretary, Dean C. Wilhelm.
 University of Wisconsin—President, L. A. Williams; secretary, John G. Wray, 230 West Washington street.
 Wellesley—President, Mrs. Bruce McLeish; secretary, Mrs. Laura C. Wells.
 Yale Club of Chicago—President, Edward J. Phelps; secretary, Carroll Shaffer, 234 South LaSalle street.

SOCIETIES OF PIONEERS.

Chicago Pioneers' Sons and Daughters—President, Frank W. Smith; recording secretary (vacancy); corresponding secretary, John S. Zimmerman.
 Old Time Printers' Association—President, John Philbrick; secretary, William Mill, 1246 North Hoyne avenue.
 Pioneers of Chicago—President, Edwin O. Gale; secretary (vacancy).
 Western Association of California Pioneers—President, J. M. Studebaker, South Bend, Ind.; secretary, George W. Hotchkiss, 1509, 431 South Dearborn street.

PRINTING FOR THE BUSINESSMAN

John M. Ryan
President

Geo. H. Hart
Vice-Pres.


Elmer E. Buchan
Secretary

The Ryan & Hart Co.

324-326 Federal Street

Phone Harrison 490

Private Exchange All Depts.



Gage
BROTHERS & CO.

**PRODUCERS
OF CORRECT
MILLINERY**

CHICAGO

NEW YORK

WHOLESALE ONLY

CHICAGO THEATERS.

Seating capacity given in parentheses.

Academy (1,467)—16 South Halsted street.
 Alhambra (1,461)—State street and Archer avenue.
 American (1,200)—Wabash avenue and Peck court.
 Archer (800)—3510 Archer avenue.
 Auditorium (3,747)—Congress-st. and Wabash-av.
 Bijou (1,238)—300 South Halsted street.
 Blackstone (1,200)—Hubbard-st. near Michigan-av.
 Bush Temple (845)—110 West Chicago avenue.
 Calumet (895)—9206 South Chicago avenue.
 Casino (1,217)—403 North Clark street.
 Chicago Opera House (1,347)—107 W. Washington-st.
 Clark (670)—4533 North Clark street.
 Coliseum (15,000)—Wabash avenue, near 16th street.
 College (1,325)—Webster and Sheffield avenues.
 Colonial (1,447)—26 West Randolph street.
 Columbia (1,193)—North Clark, near Madison street.
 Columbus (1,324)—1840 Wabash avenue.
 Cort (962)—Dearborn street, near Randolph.
 Criterion (1,233)—1226 Sedgwick street.
 Crown (1,458)—Ashland avenue and Division street.
 Empire (1,332)—673 West Madison street.
 Folly (976)—531 South State street.
 Garrick (1,257)—60 West Randolph street.
 Globe (1,390)—700 South Wabash avenue.
 Grand Opera House (1,379)—121 North Clark street.
 Hamlin (1,215)—3826 West Madison street.
 Harrison (617)—501 South Kedzie avenue.
 Haymarket (1,800)—722 West Madison street.
 Hegewisch Opera House (330)—13305 Erie avenue.
 Howard (758)—3175 Lincoln avenue.
 Hyde Park (634)—5500 Lake avenue.
 Illinois (1,282)—75 East Jackson boulevard.
 Imperial (1,300)—2329 West Madison street.
 Indiana (750)—228 East 43d street.
 Julian (799)—920 Belmont avenue.
 Kedzie (1,461)—West Madison-st. and Kedzie-av.
 LaSalle (767)—110 West Madison street.

Lyceum (476)—3851 Cottage Grove avenue.
 Lydia (543)—317 North 48th avenue.
 Lyric (1,350)—26 West Jackson boulevard.
 Lyric (560)—115th street and Michigan avenue.
 Majestic (1,986)—13 West Monroe street.
 Marlowe (1,139)—Stewart avenue and W. 63d street.
 Marshfield (1,077)—2305-11 North Marshfield avenue.
 McVicker's (1,868)—23 West Madison street.
 National (1,400)—6235 South Halsted street.
 North Avenue (1,300)—315 West North avenue.
 Oak (1,054)—2000 North Western avenue.
 Olympic (1,760)—165 North Clark street.
 Orchestra Hall (2,556)—216 South Michigan avenue.
 Orpheum (670)—110 South State street.
 Palace (1,433)—1135 Blue Island avenue.
 Parkway (757)—2636-2638 North Clark street.
 Pekin (739)—2700 State street.
 People's (964)—Van Buren and Leavitt streets.
 Powers' (1,106)—124 West Randolph street.
 President (700)—55th street, near Calumet avenue.
 Princess (934)—319 South Clark street.
 Roseland (496)—11307 Michigan avenue.
 St. Alphonse (1,004)—Southport and Lincoln avenues.
 Star (1,500)—1455 Milwaukee avenue.
 Star and Garter (1,897)—815-817 West Madison street.
 Studebaker (1,330)—418 South Michigan avenue.
 Swanson (500)—3863 Cottage Grove avenue.
 Thalia (800)—1215 West 15th street.
 Thirty-First Street (737)—77 31st street.
 Trevett (900)—Cottage Grove-av. and 63d-st.
 Victoria (1,800)—Belmont and Sheffield avenues.
 Virginia (800)—Halsted and West Madison streets.
 Whitney (708)—66 East Van Buren street.
 Willard (1,177)—340 East 51st street.
 Wilson (1,000)—Wilson and Evanston avenues.
 Nov. 17, 1911, there were about 600 theaters of all kinds in Chicago.

POLITICAL ASSOCIATIONS IN CHICAGO.

Chicago Citizenship Congress—President, Judge Marcus A. Kavanagh; secretary, Charles A. Alden, 642 Commercial National Bank building.
 Chicago Civil Service League, room 711, 169 West Madison street—Secretary, James M. Grimm.
 Chicago Political Equality League, 410 South Michigan avenue—Corresponding secretary, Mrs. Bertram W. Sippy, 6615 Woodlawn avenue.
 Chicago Single Tax Club, 608 Schiller building—Secretary, A. Wangemann.
 Citizens' Association of Chicago (nonpartisan), room 33, 106 North LaSalle street—President, George E. Cole; secretary, Shelby M. Singleton.
 City Club, 218 South Clark street—President, Dr. Henry B. Favill; secretary, S. L. Adams; civic secretary, George E. Hooker.
 Civic Federation (nonpartisan), room 416, 108 South LaSalle street—President, Henry M. Byllesby; secretary, Douglas Sutherland.
 Civil Service Reform Association of Chicago, 924 Marquette building—President, Robert Catherwood; secretary, Herbert E. Fleming.
 County Democracy Club, 167 West Randolph street, second floor—Chairman, Miles Devine; secretary, Robert E. Burke.
 German-American Democratic Club—President, Charles H. Kellerman; secretary, S. Neumann.

Germania Club, 848 North Clark street—Corresponding secretary, Fred Meyer.
 LaPollette Headquarters—Suite 406 Fort Dearborn building.
 Legislative Voters' League of Illinois (nonpartisan), 1634 7 South Dearborn street—President, Clifford W. Barnes; secretary, Harry L. Bird.
 Lincoln Protective League of Illinois—120 West Randolph street.
 Municipal Voters' League (nonpartisan)—President, Lessing Rosenthal; secretary, Kellogg Fairbank, 556 Monadnock building.
 Polish-American Democratic League of Cook County—President, Aid. Frank P. Danisch; general secretary, Peter P. Jezerny.
 Referendum League of Illinois, 808, 155 North Clark street—Secretary, Maurice F. Doty.
 United Societies for Self-Government, 202, 153 North Dearborn street—President, Charles Kellerman; secretary, A. J. Cermak.

Locations and secretaries of semipolitical social clubs like the Hamilton (rep.), Iroquois (dem.) and Marquette (rep.) will be found under "Chicago Clubs and Clubhouses." See "Political Committees" for national, state and county party headquarters.

CHICAGOANS OF ADVANCED YEARS.

The following list contains the names of residents of Chicago who are more than 90 years of age:
 Austin, Alvin (98), 4456 West Congress street.
 Bartlett, Mrs. Christine (98), 1013 Laffin street.
 Bresnan, Mrs. Hannah (104), St. Joseph's hospital.
 Broderick, Michael (94), 264 Alexander street.
 Budde, Henry (96), 950 Barry avenue.
 Cain, James A. (102), 6450 Parnell avenue.
 Fallon, John (94), 4936 Champlain avenue.
 Foss, John P. (94), 1320 West Monroe street.
 Haake, John D. (94), 4312 North 41st court.
 Hughes, Edward (91), 3453 Cottage Grove avenue.
 Jerrain, Mrs. Julie Pelletier (93), 3222 Archer avenue.
 Kaup, Mrs. Louise (93), 1400 North Artesian avenue.
 Keller, George (93), 1144 Newton street.
 Kistner, Valentine (92), 10324 Prospect avenue.
 Lane, Mrs. Charles B. (93), 1542 West Adams street.

Lasco, Mrs. Emma (97), 547 Bryant avenue.
 Lawrence, Susan L. (95), 219 St. John's court.
 Mitchell, William H. (94), 2004 Calumet avenue.
 McKay, Mrs. Matilda (97), 547 Bryant avenue.
 Pearsons, D. K. (91), Hinsdale.
 Pierce, Joseph (92), 25 Belvedere place.
 Powers, David J. (97), 1948 Lincoln avenue.
 Pringle, Mrs. Isabelle M. (92), 5746 Jackson avenue.
 Reynolds, John P. (91), 67 Washington place.
 Savage, Rev. George S. F. (94), 1857 Washington-bd.
 Schoellekopf, Henry (95), 19 West Chicago avenue.
 Smele, Mrs. James (98), 7301 Langley avenue.
 Smith, Jesse W. (95), 254 Forest avenue, Oak Park.
 Stephens, Mrs. Malina (97), 756 East 50th place.
 Stratford, Dr. H. K. (90), 236 N. Waller-av., Austin.
 Wamm, Archelaus (94), 402 West 66th street.
 Williams, M. de La F. (95), King home.
 Wright, Andrew J. (96), 1518 Sunnyside avenue.

J. Rosenbaum Grain Company

GRAIN MERCHANTS

FT. WORTH

CHICAGO

KANSAS CITY

CORRESPONDENCE INVITED.

WE NEVER SLEEP

Regan Printing House

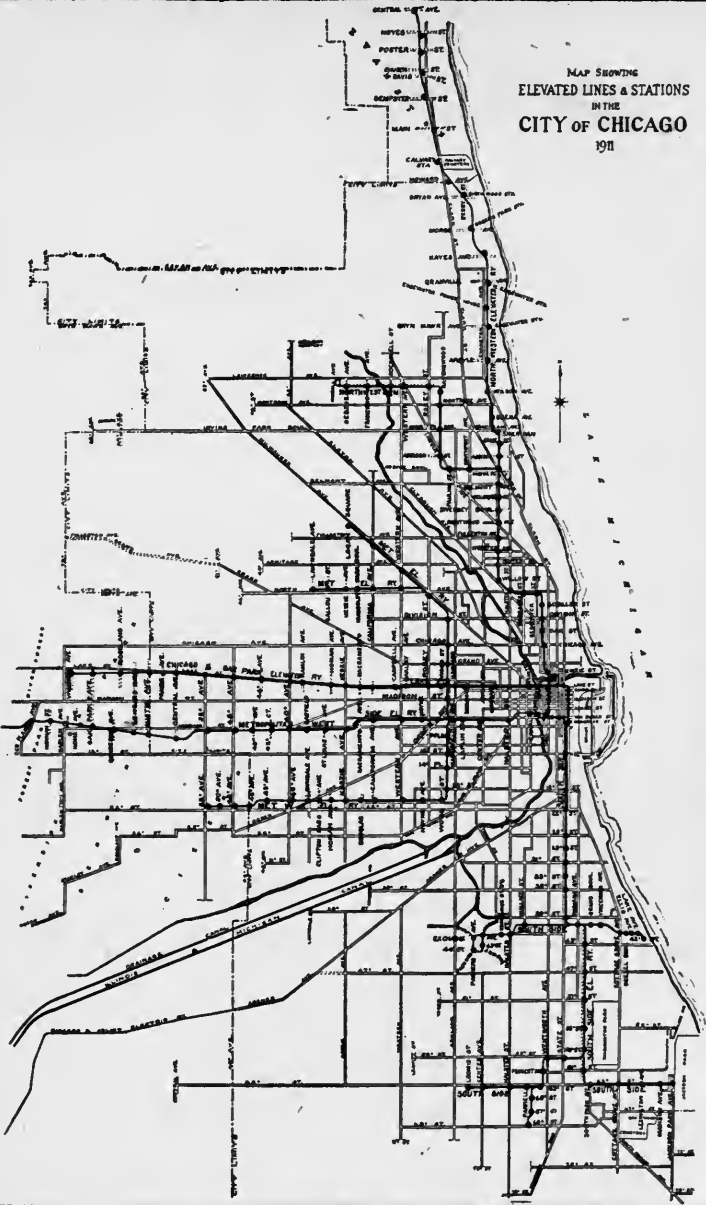
PRINTERS *and* BOOKBINDERS

ONE OF THE MOST COMPLETE
PRINTING AND BOOKBINDING
ESTABLISHMENTS IN THE WEST

**525-537 PLYMOUTH PLACE
CHICAGO, ILL.**

TELEPHONE—ALL DEPARTMENTS—HARRISON 6281

MAP SHOWING
ELEVATED LINES & STATIONS
IN THE
CITY OF CHICAGO
1911



SOUTH SIDE ELEVATED RAILROAD.

All the main points of interest on the south side are reached by the various branches of the South Side Elevated Railroad.

The main line runs south just east of State street, to 40th street, and between Prairie and Calumet avenues from 40th street to 63d street, and east along 63d street to Jackson park,

The Englewood branch leaves the main line at 59th street, running west to 63d street and Loomis boulevard.

The Normal Park branch leaves the Englewood division at 63d street and Stewart avenue, running southerly and westerly to 69th street and Normal avenue.

From 40th street and Indiana avenue the Kenwood branch extends to the east, with a terminus at East 42d street and the lake.

Indiana avenue and 40th street is also the junction of the stockyards branch extending

to the west. This line crosses Halsted street and forms a loop in the heart if the stockyards. A panoramic view of the yards can be had from the windows of the trains that cannot be had in any other manner.

An excellent express service is afforded by reason of a third track for the exclusive use of express trains, extending from 43d street to 12th street. Along this track trains are whirled at full speed for over four miles without a stop, fully protected by the latest type of block signals and interlocking plants, equipped with safety devices.

All possible precautions are taken to make the South Side Elevated Railroad safe, comfortable and rapid, with frequent service, and clean, well heated cars, elevated above the dust and mud of the city, and it is therefore the most popular of any means of transportation on the south side.

THE METROPOLITAN WEST SIDE ELEVATED RAILWAY

The Metropolitan West Side Elevated Railway, through its industrial department, has been instrumental in locating numerous large and small industries outside the loop and near the outskirts of the city.

These industries also have the best of steam road facilities by reason of their location being upon the Chicago & Western Indiana-Belt, Baltimore & Ohio, Chicago Terminal, and the Chicago Burlington & Quincy railroads.

All four branches operate over the main line around the Union Loop during the entire twenty-four hours of the day.

The main line parallels Van Buren street from the loop to Marshfield avenue.

Garfield Park branch leaves the main line at Marshfield avenue and parallels Van Buren street to 52d avenue, then on the surface through Austin, Oak Park and Forest Park (Harlem).

Douglas Park branch leaves the main line at Marshfield avenue, thence southerly and

westerly to 21st street and 43d avenue, thence on the surface to 52d avenue and 22d street.

The Logan Square branch leaves the main line at Marshfield avenue and runs northerly and northwesterly to Robey street and Milwaukee avenue and then parallel to Milwaukee avenue to Logan Square.

The Humboldt Park branch extends west from Robey street and Milwaukee avenue, paralleling North avenue, passing Humboldt park and Humboldt boulevard, to Lawndale avenue.

The running time from the terminus of the three branches to the loop is about twenty-seven minutes.

The company has built a large terminal station on 5th avenue, between Jackson and Van Buren street. Into and out of this terminal station during the morning and evening rush a regular service is maintained on all the branches of the Metropolitan system.

This station is also used as the Chicago terminal of the Aurora, Elgin & Chicago Railway, which taps the Fox river valley.

NORTHWESTERN ELEVATED RAILROAD.

The Northwestern Elevated railroad is the four track route of the Chicago Elevated railroads. It also maintains an express service, both day and night, over its lines.

The Main Line leaves the loop at 5th avenue and Lake street and runs northerly over Wells street bridge and along Franklin street to Chicago avenue, thence northerly and westerly over its own right of way to Wilson and Evanston avenues, the terminus of the Main Line.

The Evanston Division commences at Wilson avenue and runs down upon the surface through Edgewater and Rogers Park, passing Calvary Cemetery just beyond the City Limits,

and runs through Evanston to a short distance from its northern limits.

At Central street, the northern terminus, connection is made with the Chicago & Milwaukee Electric Railroad for all cities and towns along Lake Michigan as far as Milwaukee.

The running time of express trains from Central street station to the Loop is 42 minutes.

The Ravenswood Division runs westerly and northerly from Belmont avenue station to Lawrence and Kimball avenues in West Ravenswood.

The running time of express trains from the terminus of the Ravenswood Division to the Union Loop is 33 minutes.

THE CHICAGO AND OAK PARK ELEVATED RAILROAD

The Chicago and Oak Park Elevated Railroad runs west on Lake street through Austin and Oak Park.

It is three track route west from Rockwell street to 52d avenue, a distance of three and one-half miles, which permits of express service during the rush hour periods of the morning and evening.

A branch running south on the surface in Oak Park from the Main Line to Harrison street taps the territory of the Metropolitan Elevated in South Oak Park.

The Chicago and Oak Park line makes direct connection with the Suburban Electric Railway to Riverside, Brookfield and LaGrange, at 52d avenue and Lake street.

26 E. ADAMS-ST.

26 WEST MONROE-ST.

31 S. DEARBORN-ST.

Phone Randolph 3308

Phone Central 1623

Phone Central 3089

318 S. WABASH AVENUE—Phones: Harrison 5780, Auto. 62295

KNAB'S

Restaurants *and* Lunch Rooms

General Offices: 318 S. WABASH-AV.

Phone Harrison 5780

CHICAGO

24 E. MONROE-ST.

138 W. RANDOLPH-ST.

185 W. RANDOLPH-ST.

Phone Central 6766

Phone Main 4499

Phone Main 3918

18 N. CLARK-ST.

106 N. DEARBORN

54 W. WASHINGTON-ST.

Phone Main 4416

PURE FOODS

WALLER COAL CO.

ANTHRACITE

COAL

BITUMINOUS

Main Office, Ashland Block

WILLIAM WALLER

Telephone Central 2977

F. C. WALLER

LOUIS EMRATH

GENERAL MACHINIST


Newspaper, Stereotype and Printing Machinery

JOBGING A SPECIALTY.

218-220 Washington Street
Second Floor, Rear

Telephone Main 4163

CHICAGO



The Keeley Institute

The Keeley treatment, or, as it has been named by the public, "The Keeley Cure," has now been in continuous and successful administration for more than thirty years. Doctor Keeley began treating patients in Dwight in the early seventies in connection with his practice, but later in 1880 he abandoned general practice and devoted himself exclusively to the treatment of drunkenness, drug and narcotic addictions. The first Keeley Institute was in a modest one-story wooden building in Dwight, whereas at the present day the Keeley Institute is housed in the establishment an illustration of which is seen above. These buildings are fireproof and equipped with every modern convenience. The Livingston Hotel, where the Keeley patients board, is first class in every particular and enjoys the distinction of being the best in the State of Illinois outside of Chicago.

The growth of the Keeley Institute system is not represented merely by this growth at Dwight. The business has spread now until there is a Keeley Institute in nearly every state in the Union and some have more than one. Besides these there has been one in successful operation in England for the past twenty years and there are two in Canada.

The Keeley system of treatment involves no confinement nor restraint. Patients are looked after carefully in order to see that medicines are taken

with the utmost regularity and this is accomplished in such a manner as not to irritate or annoy the patient. Liquor and drugs are not discontinued abruptly, but their use is permitted in connection with the Keeley treatment until such time as patients can get along comfortably without these things.

Sometimes a mistaken impression prevails that the Keeley treatment accomplishes its work by nauseating patients and creating a disgust for liquor. Nothing can be farther from the truth. There is no nausea nor other sickness caused by or attendant upon the Keeley treatment. Common sense would indicate that an alleged cure obtained in such a manner is a fraud and would last no longer than the deception would continue. It is easy to nauseate a patient and persuade him that he cannot drink liquor, but this impression does not last because he soon finds out that he can. Nothing of this kind is practiced at Dwight. Cures are accomplished by building up and strengthening the nervous system and restoring it to its original unpoisoned condition so that liquor and drugs are no longer necessary for the patient's comfort and convenience.

The Keeley treatment has received endorsements from a great many corporations, firms and individuals and in addition to that it has been administered in the Soldiers' Homes with marvelous success as well as in the regular army. The treatment has also been administered to patients taken from workhouses and such an experiment tried at Minneapolis resulted in proving what an economic advantage it would be to cure drunkards rather than confine them.

The work of the Keeley Institute was looked at askance in the beginning by physicians who had learned to distrust specifics and so-called "cures." They have realized, however, that no medical fraud can possibly survive as long as the Keeley treatment has; hence a large proportion of the patients received now are sent by physicians. The work of the Keeley Institute can be summarized very briefly and truthfully by saying that with the aid of the Keeley treatment the inebriate who desires to do so can get along comfortably without liquor or drugs for the remainder of his life.

It should be borne in mind that every establishment where they claim to treat drunkenness and drug addictions is not a Keeley Institute, whatever may be claimed for them by other people. The Keeley treatment is administered only in establishments known by the uniform name "The Keeley Institute." We have nothing to say in relation to other establishments, but those desiring to take the Keeley treatment should bear this fact in mind. This has sometimes been a great injustice to us to have to bear the blame for something of which we know nothing.

Patients at the Keeley Institutes are allowed the utmost freedom not only as regards going about the village, walking, exercising, etc., but their friends are permitted to visit them every day in the week if desired. All correspondence is strictly confidential.

The Keeley Institute

DWIGHT, ILL.

CHICAGO OFFICE, RECTOR BUILDING
SUITE 906, 79 WEST MONROE-ST.

CHICAGO TELEPHONE ORDINANCE AND RATES.

Passed by city council Nov. 6, 1907.

The Chicago Telephone company is authorized to operate its telephone wires in the city until Jan. 2, 1929. Its books and records are to be open for examination by the city comptroller and its accounts may be audited for the purpose of verifying the statement of gross receipts, of which 3 per cent is to be paid into the city treasury as compensation for the franchise. The city is to have free telephone service. The city reserves to itself the right to change the rates or tolls from time to time and to modify the rules and regulations. It is provided, however, that such changes shall not be made to continue for a period of more than or of less than five years. The company shall not make any rate agreements or division of territory with any other company. The right to purchase the plant of the company on Jan. 1, 1919, or Jan. 1, 1924, is reserved to the city, the price to be fixed by appraisers. The maximum rates fixed by the ordinance are as follows:

BUSINESS TELEPHONES.

FLAT RATE.

For a single-party line with the right to the unlimited use of the same, \$125 a year.

MEASURED RATE.

For a single-party line, including 1,200 outgoing conversations or messages, \$60 a year.

For the next 2,400 outgoing messages, or any part thereof, during the year, 3 cents each.

For all outgoing messages in excess of 3,600 during the year, 2 cents each.

Every subscriber who will contract to pay for 7,200 outgoing messages a year at the above rates shall be furnished with a second single-party line without extra charge, and every subscriber shall be furnished with an additional single-party line without extra charge for each 6,000 outgoing messages he will contract to pay for, in addition to the 7,200 during the year at the rate of 2 cents each.

A single-party line or lines, including the right to transmit outgoing messages without limit and without any charge per message, shall be furnished at \$1 per day each. Subscribers to single-party lines at this rate shall be deemed subscribers to measured service. Every subscriber to measured service shall also be furnished with as many single-party lines as he may demand at the rate of \$6 per quarter for each line.

RESIDENCE TELEPHONES.

For a single-party line, including all outgoing messages, \$18 per quarter.

For a two-party line, \$14 per quarter.

NICKEL PREPAID SERVICE.

Nickel prepayment service with outgoing messages at 5 cents each, as follows:

One-party line, at a guaranty of 20 cents a day, including four messages.

Two-party line, at a guaranty of 12½ cents a day, including two and a half messages.

Two-party line, for residences only, at a guaranty of 10 cents a day, including two messages.

Four-party line, for residences only, at a guaranty of 5 cents per day, including one message.

PUBLIC TELEPHONE SERVICE.

The charge for a single conversation or message from any telephone in Chicago to any other telephone in the city shall not exceed 5 cents.

NEIGHBORHOOD EXCHANGE SERVICE.

The company may maintain local or neighborhood exchanges and shall establish them wherever the city council may direct. Any subscriber in any such exchange may communicate with any telephone within the city limits outside the neighborhood district, for which a charge of 5 cents may be made for each period of 5 minutes or fraction thereof. The rates per month for local exchange service, including all outgoing messages under yearly contracts, shall not exceed the following:

Line.	Business.	Residence.
One-party	\$4.00	\$3.00
Two-party	3.00	2.00
Four-party	2.00	1.50

TOLL SERVICE.

The company shall not charge more than 10 cents for each conversation or message up to three minutes (and not more than 5 cents for each additional minute), transmitted from any telephone in Chicago to any other telephone outside the city but within fifteen miles of the present city hall, or within one mile of the city limits and within the state of Illinois.

METERS.

The company shall install in connection with each measured-service line of its subscribers a meter which shall prove effective in actual use for accurately recording the number of outgoing messages over the line.

CHICAGO'S FREE PUBLIC BATHS.

Charles F. Rogers, superintendent.

Names and location of baths:

Carter H. Harrison—759 Mather street.
 Martin B. Madden—325 Wentworth avenue.
 William Mayo—4647 Gross avenue.
 Robert A. Waller—19 South Peoria street.
 Kosciuszko—1444 Holt avenue.
 DeWitt C. Cregler—1153 Gault court.
 John Wentworth—2839 South Halsted street.
 Theodore T. Gurney—1141 West Chicago avenue.
 William B. Ogden—3346 Emerald avenue.
 Joseph Medill—2138 Grand avenue.
 Thomas Gahan—4226 Wallace street.
 Pilsen—1849 Throop street.
 Ferdinand Henrotin—2415 North Marshfield avenue.
 William Loeffler—1217 South Union street.
 Simon Baruch—1911 West 20th street.

Free baths are given at the 14th street and 22d street pumping stations and at several lake beaches, but special buildings have not been pro-

vided at these points. The Carter H. Harrison bath, which was opened in January, 1904, is said to have been the first free public bath in the United States, if not in the world. Similar baths in Vienna charged a fee of 2 cents and those in New York 5 cents. The Madden bath was opened in April, 1897; the Mavor bath in May, 1900; the Waller bath in February, 1901; the Kosciuszko bath in April, 1904; the Cregler bath in October, 1905; the Wentworth bath in December, 1905; the Gurney bath in May, 1906; the Ogden bath in July, 1906; the Medill bath in September, 1906; the Gahan bath in November, 1907; the Pilsen bath in March, 1908; the Henrotin bath in September, 1908; the Loeffler bath in February, 1909, and the Baruch bath in April, 1910. The average cost of each plant has been between \$15,000 and \$20,000, and the average annual cost of maintenance, \$4,000.

SOCIETIES OF TEACHERS.

Cook County Teachers' Association—Fullerton hall, Art Institute; president, W. W. Lewton.
 Chicago Principals' Association—President, Avon S. Hall; secretary, Mary E. Fellows, 1922 Patterson avenue.
 Chicago Teachers' Federation—Room 344, 129 North Dearborn street; president, Mrs. Ida L. Fursman; corresponding secretary, Frances E. Harden; finan-

cial secretary, Catherine Goggin; business representative, Margaret A. Haley.
 Chicago Teachers' Relief Society—President, Ella Flagg Young; secretary, Miss Marion H. Dyer, Gladstone school.
 Head Assistants' Association—President, Miss Myra O. Billings; secretary, Miss Anna Strauss, 4415 Drexel boulevard.

CHARLES F. ELMES ENGINEERING WORKS

Established 1861

Incorporated 1895

Forcing Presses.
Machinery for Linseed and Corn Oil Mills.
Hydraulic Belting Presses.
Hydraulic Presses and Pumps for All Purposes.
Wood Patterns.
Special Machinery Built to Order.
Elmes' Steam Steerer.
Printing Press Repairs.
Machinery Repairs of All Kinds.
ENGINE REPAIRS A SPECIALTY.

MORGAN AND FULTON-STs., CHICAGO

Telephone Haymarket 696 to All Departments.

BARTELL BROS.

DEALERS IN

OILS and FURNITURE POLISH

539 PLYMOUTH PLACE
CHICAGO

Orders Delivered to All Parts of the City

Telephone Harrison 229

TELEPHONE FRANKLIN 678


PHILLIPS, GETSCHOW CO.

ENGINEERS AND CONTRACTORS

HEATING, VENTILATING, POWER

130 WEST KINZIE STREET

CHICAGO



COMISKEY'S NEW HOME FOR THE WHITE SOX.

COMISKEY PARK

HOME OF THE

“WHITE SOX”

The new ball grounds of the Chicago American league baseball club are located on 35th street between Wentworth and Shields avenues, and contain close to fourteen acres, making one of the largest fields devoted to baseball in the United States.

The new grand stand is one of the finest in the country and close to 35,000 persons are able to find seats in the stands and bleachers. The grand stand alone will seat 15,000 and boxes 6,000.

Twelve hundred tons of steel were used in the construction of the plant, which is re-enforced with concrete.

Every modern device in the construction of baseball plants is installed in the plant, and clubhouses for home and visiting teams are fitted out with all the luxuries that money can buy. Spacious offices for President C. A. Comiskey and the other officials of the club are arranged at the grounds and provision is made for taking care of automobiles in an up-to-date garage.

CHICAGO WATERWORKS SYSTEM.

The following table shows the growth of Chicago's waterworks system by decades since 1854, when the first large pumping station at Chicago avenue and the lake was built, and by years since 1900:

Year.	*Population using city water.	Gallons pumped per day.	Gallons per capita.	Total revenue.
1854.....	65,000	591,000	9.1	\$8,105.90
1860.....	109,000	4,794,000	43.1	181,162.00
1870.....	307,610	21,766,000	70.9	539,180.00
1880.....	503,600	57,384,600	114.1	865,618.35
1890.....	1,107,060	152,372,000	137.6	2,109,508.00
1900.....	1,707,600	322,683,000	189.0	3,250,481.85
1901.....	1,753,000	342,901,000	195.6	3,370,600.88
1902.....	1,798,000	353,179,000	199.2	3,611,558.81
1903.....	1,843,000	376,090,000	204.1	3,689,625.80
1904.....	1,889,000	399,065,000	211.2	3,384,541.30
1905.....	1,935,000	410,980,000	212.4	4,019,205.88
1906.....	2,000,000	437,059,000	218.5	4,281,065.50
1907.....	2,050,000	455,194,000	222.0	4,450,349.61
1908.....	2,100,000	469,282,000	223.4	4,648,299.54
1909.....	2,163,000	480,965,000	222.3	5,032,068.48
1910.....	2,234,000	518,579,000	232.1	5,448,257.55

*Estimated from United States government census.

In 1910 the total amount of water pumped was 176,018,750,000 gallons.

The pumping stations with the year of construction of each follow:

Chicago avenue.....1854	Washington Heights.....1892
Twenty-second street.....1875	Norwood Park.....1897
Harrison street.....1889	Central Park.....1900
Lake View.....1892	Springfield avenue.....1901
Fourteenth street.....1892	Rogers Park.....1899
Sixty-eighth street.....1892	Roseland.....1910

The total daily capacity of the waterworks in gallons is 665,000,000.

Other statistics: Number of taps, 390,000; meters in use, 15,032; mileage of water pipe, 2,272.

LAKE TUNNELS.

One 5-foot tunnel from two-mile crib to Chicago avenue pumping station; built 1867; cost \$464,866.05.

One 7-foot tunnel from two-mile crib to Chicago avenue pumping station; built 1874; cost \$415,709.36.

One 7-foot tunnel from two-mile crib to Chicago avenue pumping station; built 1887-1895; cost \$342,786.64.

One 8-foot tunnel from four-mile crib to 14th street pumping station; built 1892; cost \$1,104,744.12.

One 10-foot tunnel from Carter H. Harrison crib to foot of Oak street; built 1898; cost \$677,577.55.

One 7-foot tunnel from Lake View crib to Lake View pumping station; built 1896; cost \$701,792.45.

One 7-foot tunnel from Hyde Park crib to 6th street pumping station; built 1893; cost \$771,556.07.

One 14-foot tunnel from Hyde Park to 73d street and Railroad avenue; built 1911; cost \$1,207,826.01.

LAND TUNNELS.

One 7-foot tunnel from Chicago avenue pumping station to 22d street pumping station; built 1874; cost \$542,912.63.

One 7-foot tunnel from Park row shaft to foot of Peck place and thence to Harrison street pumping station; built 1891; cost \$279,848.78.

One 6-foot connecting tunnel in Jefferson street from Van Buren to Harrison; built 1891; cost \$15,968.17.

One 10-foot tunnel foot of Oak street to Green street and Grand avenue, and two 8-foot tunnels from that point to Central Park avenue and Springfield avenue pumping stations respectively; built 1900; cost \$2,121,525.02.

One 7-foot tunnel connecting above 10-foot tunnel with Chicago avenue pumping station (remodeled); built 1898; cost \$42,436.45.

One 9-foot tunnel from 104th street and Stewart avenue to 73d and State streets; one 12-foot tunnel in 73d street from State street to Yates avenue, and one 14-foot tunnel from Yates avenue to Railroad avenue; in course of construction; estimated cost, \$3,000,000.

One 7-foot tunnel in Polk street connecting Peck place shaft and Jefferson street shaft.

One 8-foot tunnel from Chicago avenue to 22d street and Ashland avenue; built, 1907-8; cost, \$829,704.59.

WATER-PIPE TUNNELS UNDER CHICAGO RIVER.

Dimension in ft.	Length in ft.	Year built.	Cost.	Location.
5.....	280	1871	\$7,550.00	Adams-st.
6.....	249	1871	7,633.00	Archer-av.
7½x10½.....	225	1891	17,453.56	Ashland-av.
6.....	306	1871	7,750.00	Chicago-av.
5.....	227	1880	6,875.00	Clybourn-pl.
6.....	468	1903	13,324.00	Division-st.*
7x8½.....	330	1871	11,220.00	Division-st.
8.....	297	1880	14,629.00	18th-st.
6½x9.....	314	1880	7,883.00	Harrison-st.
5.....	272	1889	8,390.00	95th-st.
6x7.....	1,548	1899	35,561.75	Drainage canal.
5.....	403	1895	29,614.58	N. Western-av.
5.....	485	1880	11,250.00	Rush-st.
7x10.....	241	1892	17,495.20	35th-st.
6.....	311	1876	7,550.00	Throop-st.
7x8.....	345	1905	28,584.54	Montrose-bd.
7½.....	1,680	1907	61,307.10	Ashland-av.
7x8½.....	335	1907	24,831.30	Indiana-st.
7x8½.....	450	1907	21,003.48	Diversey-bd.
7x8.....	326	1908	11,962.36	Western-av.*
7x8.....	389	1908	16,013.60	Western-av.*
7x8.....	225	1908	8,387.77	Western-av.*

*Under canal.

WATERWORKS CRIBS.

Name.	Built.	Cost.
Two-mile.....	1867	\$106,679.63
Four-mile.....	1891	472,890.93
Lake View.....	1896	164,085.82
Hyde Park.....	1896	137,624.77
C. H. Harrison.....	1900	232,733.10

VALUE OF WATERWORKS PROPERTY.

The total appraised value of the Chicago waterworks property Dec. 31, 1910, was \$46,534,250.87, divided as follows: Real estate, \$4,064,296; buildings, \$2,499,226.16; equipment, \$2,602,672.88; cribs, tunnels, mains, etc., \$37,348,055.83.

CHICAGO'S BRIDGE SYSTEM.

The first ferry across the river was established in 1829, where the Lake street bridge now is. In 1833 a floating bridge of logs was in operation just north of the present Randolph street bridge. A foot bridge over the north branch was built in 1832 at Kinzie street. The first drawbridge over the main branch of the river was placed at Dearborn street in 1834. In 1854 a pivot bridge was built at Clark street. These and other bridges of that time were built by the persons most directly benefited by them. It was not until 1857 that a bridge was built entirely at the city's expense. This was the structure over the south branch at Madison street. It cost \$30,000. Until 1872 the swing bridges were turned by hand, but in the year named steam power was installed on the Dearborn street structure and later on most of the other bridges in the downtown

section were similarly equipped. In 1895 the Rush, Lake and Van Buren street bridges were operated by electric motors. The last named structure, which was opened for traffic in that year, was the first of the Scherzer rolling type. The Halsted street lift bridge, the first and only one of its kind, was opened in 1894 and was operated by steam. It cost the city \$242,880.

There are at the present time in Chicago ninety bridges over the river, of which sixty-eight are maintained by the city and twenty-two by railroad companies. Of those operated by the city thirty-four are movable and the others fixed. Thirty-four of the movable bridges are operated by electricity, one by steam and fourteen by hand power. Twenty-four are bascule bridges of various types, one is a vertical lift bridge and twenty are swing bridges.

Barnhart Brothers & Spindler

CHICAGO	NEW YORK	WASHINGTON
ST. LOUIS	DALLAS	KANSAS CITY
OMAHA	ST. PAUL	SEATTLE

Build Up Printers' Profits

by Furnishing Their Renowned Office Equipments.
Write Them.

NATIONAL SURETY COMPANY

"AMERICA'S LEADING SURETY COMPANY"

JOYCE & COMPANY

GENERAL AGENTS

THE ROOKERY

CHICAGO

SURETY BONDS OF EVERY DESCRIPTION

ARTHUR DIXON TRANSFER CO.

TRANSFERRING AND FORWARDING

TELEPHONE
WABASH 2844

MAIN OFFICE
425 S. FIFTH AVE.
CHICAGO

FARM POWER.

By L. W. Chase, Professor of Agricultural Engineering, University of Nebraska.

Most farmers have learned that a gasoline engine is an automatic machine when properly handled. If the farmer himself does not know that a four-cycle engine requires a suction stroke, a compression stroke, an expansion stroke, and an exhaust or clearance stroke, before the cycle of gases is complete, his son is quite apt to, so what is the difference?—It is all in the family. This same son knows that the charge which is drawn into the engine must be of the proper mixture, he knows that the charge must be compressed to the proper number of pounds per square inch or it will not explode. He knows that ignition must take place a certain distance before the piston reaches dead center in order to get the proper power from the charge, and he knows that the burnt charge must be removed from the cylinder before a new charge is taken in. These four fundamentals of a gasoline engine he knows, and he also knows that if any one of these is off the engine will not run.

NOT DANGEROUS.

Some say that gasoline engines are dangerous because they will explode. This is an erroneous idea. Gasoline engines do explode, or at least should explode about 150 to 300 times per minute, and there has been far more trouble caused because they do not explode than because they do explode. Gasoline itself will not explode. If you do not believe it, fill a bottle full of the liquid and hold a match to it. You do not need to scringe or blink; it will do nothing but slowly burn, throwing off a yellowish blue flame. It is not the gasoline which explodes and does harm, but it is the gasoline vapors which have escaped into the open air that explode. Take a pint fruit jar and drop about ten drops of gasoline into it. Stir the air up within the jar, then turn the jar over and hold a match to the mouth. A small explosion occurs—and this is what happens every time a charge of gas explodes in the engine, and also every time gasoline vapors are ignited in a room. Roughly it takes 1,700 to 2,000 times its own volume of air mixed with gasoline to make it explode. Try exploding the charge of gasoline vapor in the fruit jar once more, but this time put in about twenty-five drops of gasoline instead of ten. It doesn't explode—simply burns with a slow flame as long as the jar is turned over. Set the jar up straight and the flame dies out. The second charge did not explode because there was too much gasoline in the jar to unite with the air in a proportion which would make an explosion.

Apply the above principle to a gasoline engine and you will have the cause of 50 per cent of the troubles of the amateur. He floods his engine, and after working over it for an hour or so trying to start it, goes away in disgust. Perhaps in an hour or so some one gives it a try and it starts right off. The reason for this is that the first man flooded the engine and kept on flooding it. But when he left the engine the vapors within the cylinders deteriorated. So when the next man came along the mixture of gasoline and air was of such consistency that the engine started at once.

It is always better to have the needle valve open too small a distance than too large a distance. If the engine does not start the first time close the needle valve, hold open the inlet valve, and turn the wheels around a time or two. This will clear the cylinder of the previous unburnt charge so that the try can be made again without danger of flooding.

IGNITION.

The ignitor of a gasoline engine is a simple affair when one understands its principle.

If a nonconductor gets between the points of the ignitor a spark is not made, and if a conductor gets across the points a spark is also not made, hence it is absolutely essential that the ignitor and all binding posts be kept clean, and the latter must be kept tight.

Since gasoline gas does not burn instantly, ignition should take place some time before the piston reaches dead center. A slow speed engine should ignite when the crank is about 10 degrees below center, while some extremely high speed engines should ignite about 70 degrees below or before dead center.

The farmer who knows the principle of the action of the gases in his engine and understands his ignitor will have no trouble other than those which come up because of wear and poor adjustment or lack of care, and these troubles he must learn to adjust as they come about.

The following table shows about the amount of gasoline required when using a 3 horse power gasoline engine for the work about the farm. Some of the figures are from actual tests and some are computations:

One gallon of gasoline will pump
2,454 gallons of water from well 43 feet deep.
1,720 gallons of water from well 158 feet deep.
Will shell 262 bushels of corn.
Will grind 48.6 bushels of corn.
Will separate the milk from 300 cows.
Will do about 20 weekly washings without wringing.

Will grind about 20 sickles, and, if harvester is pulled by horses, will cut about 4 acres of grain.

The limit of usefulness of a gasoline engine on a farm depends upon the ingenuity of the farmer.

Besides the subjects mentioned, it should be made to cut the ice, put the ice in the ice-house, the hay in the barn, the corn in the crib, cut the alfalfa, the ensilage, do the threshing, sharpen the plows and the disks, sweep the floors of the house, saw the wood, light the buildings, and do many other kinds of work.

SIZE OF ENGINE.

What size of engine to purchase depends entirely upon the farm and farmer. On the whole, it seems that most farmers are purchasing too small an engine, and overlooking the medium sizes. A good 4 or 5 horse power engine will do anything on the farm, except thresh or fill the silo, and do it as economically as a large engine which would require a large force to keep it supplied with work. The same engine will do all the small work about the farm, and requires only a trifle more gasoline for the work than a 1 or 2 horse power engine.

With modern machines and a good gasoline engine a farmer should use his mental ability in such a way that he and his farm hand can do all his work, and then thereby drop the old time shelling bee and threshing day. By stacking the grain and using a small separator, a farmer can choose his own time to thresh, and by that means keep a good hand who would otherwise be lost. This method of doing the work will also take a burden from his wife's shoulders, because she will not need to cook for such a large number of extra men as is usual at threshing time. Whenever a farmer gets a gasoline engine he should arrange to do without an equivalent value of horse flesh or man labor.


A Modern Columbus.

The I H C Gasoline Engine is a modern Columbus. It is re-discovering America, opening up new avenues of opportunity, making possible new economies and improvements, abolishing the back-breaking drudgeries which drive young men and women from the farm, and setting a new standard of comfort for rural life in America. It is a familiar sight, both in city and country, wherever a comparatively small unit of power is desired. It is specially valuable as a portable engine. It carries its own fuel supply in compact form and is self-contained in every way.

I H C Gasoline Engines

are reliable, well-built engines which do their work steadily without expensive stops for repairs and adjustments, and which require almost no attention beyond the necessary oiling, cleaning, starting and stopping. These efficient engines are made in a variety of sizes and styles to meet any requirements from 1 to 50-horse power. The following is a complete list of styles and sizes:

Vertical Tank-Cooled—2 and 3-H. P.
 Vertical Air-Cooled—2 and 3-H. P.
 Vertical Hopper-Cooled—2 and 3-H. P.
 Vertical Semi-portable Tank, Hopper or Air Cooled—2 and 3-H. P.
 Horizontal Air-Cooled—1-H. P.
 Horizontal Tank-Cooled—4, 6, 8, 10, 12, 15, 20, and 25-H. P.
 Horizontal Hopper-Cooled—1, 2½, 4, 6, and 8-H. P.
 Horizontal Semi-portable Tank-Cooled—4, 6, and 8-H. P.
 Horizontal Semi-portable Hopper-Cooled—1, 2½, 4, 6, and 8-H. P.
 Horizontal Mounting Engine, Tank-Cooled—4, 6, 8, 10, 12, 15, and 20-H. P.
 Horizontal Mounting Engine, Hopper-Cooled—2½, 4, 6, and 8-H. P.
 Horizontal Portable Engines, Tank-Cooled—4, 6, 8, 10, 12, 15, 20, and 25-H. P.
 Horizontal Portable, Hopper-Cooled—4, 6, and 8-H. P.
 Vertical 2-Cylinder Engines—25 and 35-H. P.
 Horizontal 2-Cylinder Engines—50-H. P.
 Traction Engines—12, 15, 20, 25, and 45-H. P.
 Sowing Outfits, Pumping Outfits, Spraying Outfits, Electric Light Outfits, Pump Jacks, etc.



There is an I H C local dealer near you who will be glad to tell you all the good points of these engines. We will send you catalogues direct on request. Address

International Harvester Company of America
 (Incorporated)

CHICAGO

U S A



USE AND CARE OF THE FARM SEPARATOR.

By J. H. Franson, M.S.A., Professor of Dairying, University of Idaho, Moscow, Idaho.
Reprinted by permission of Metropolitan and Rural Home.

In recent years no piece of farm machinery has been more universally used and accepted than has the farm separator. In the western states, especially, it is now the exception rather than the rule to find a single dairy that does not claim a hand separator as part of its equipment. This marvelous growth has been made in spite of a great deal of bitter opposition from those who, in many respects, should have been its best friends. There is no doubt that it has materially increased the profits and reduced the labor of the dairy farm, and thus has helped to solve some of the most serious economic problems confronting the dairy farmer. Even in the middle west, where the whole milk creameries so stubbornly fought the advance of the separator, they are now used to the extent that hardly a creamery can be found that has not been forced to accept farm separator cream. The merits of the separator, whether factory or hand separator, are now so well known that they hardly need a defense, though there is still a class of dairy men who stick to the shallow pan, or worse, to the dilution separator. If this class of farmers would make a careful study of the work which has been done by several of our experiment stations to determine the efficiency of the various methods of skimming they would find some very interesting results in favor of the centrifugal separator.

A COMPARISON OF DIFFERENT METHODS OF SKIMMING.

The Indiana experiment station made comparative tests of the skim milk from three different methods of skimming. It determined the relative loss of butterfat in each case as follows:

	Butterfat.
By "dilution separator" (the tin can kind) skim milk contained.....	0.57 per cent
By shallow pan skim milk contained	0.50 per cent
By centrifugal separator skim milk contained	0.05 per cent

Taking this table as a basis it will be interesting to note what the loss would be on a dairy farm of ten cows, considering a cow to yield about 5,500 pounds of skim milk annually. Basing the percentage of loss on the experiment carried on at the Indiana station and converting the butterfat into butter, we have the following table:

By "dilution separator" method on yield of 10 cows annually a loss of 382 lbs. of butter at	30c	\$114.00
By shallow pan method on yield of 10 cows annually a loss of 335 lbs. of butter at	30c	100.50
By centrifugal separator method on yield of 10 cows annually a loss of 33.5 lbs. of butter at	30c	10.05

A study of this table should convince the reader that by the use of a good separator he should be able to make an additional saving of from \$90 to \$100 a year on a herd of ten cows, a saving more than sufficient to pay for the separator in one year. In addition to this direct saving it is well to keep in mind the greatly enhanced value of the skim milk for feeding purposes when fed in a sweet, wholesome, undiluted condition.

There are many things about the hand separator that appeal strongly to the former patron of the whole milk creamery. He finds it easier and less expensive to deliver the comparatively small bulk of cream than to haul the whole milk as formerly, which also necessitated hauling the skim milk. Then again, there is the advantage of having the sweet milk for feeding to calves, pigs and poultry. The use of the hand separator on the farm also does away

with the danger of having the skim milk mixed and perhaps contaminated with disease-infected milk received at the creamery.

SELECTION OF SEPARATORS.

In selecting the separator the farmer should use the same good judgment that is so necessary in the selection of any kind of machinery. From a practical standpoint there is but little difference in the skimming efficiency of any of the standard makes of centrifugal separators now on the market. Durability, ease of running, ease with which they are cleaned, are the points of primary importance in buying a new separator. There are many cheaply constructed machines now on the market that are dear at any price, and with which the dairyman cannot afford to take any chances.

SETTING OF MACHINE.

After having purchased some good standard make of separator the first thing of interest is to have the machine well set. It is desirable to have a good, substantial foundation for the support of the machine. Concrete foundation, of course, is highly desirable. If it is found necessary to place the machine on a wooden floor this should be braced underneath by planks placed crosswise under the flooring where the separator is to stand. When fastening the separator down it should be leveled as directed by the manufacturer, generally on the surface of the frame. The separator bowl spinning around as it does like a top, will try to run perpendicular, and if the machine is not level there will be more or less useless wear on the sides of the bowl as it pushes in that direction. This not only shortens the life of the machine but results in poor skimming as well.

Next to having the machine set perfectly comes the question of having it well oiled. Use only the best grade of a thin oil, one that will not stick or gum on any of the parts. In case any of the parts should become gummed, it is a good plan to flush them occasionally with kerosene, which also will remove the dust and dirt that may accumulate from time to time.

As most manufacturers have carefully tested their machines and know exactly under what conditions they do maximum and most satisfactory work, it is always safe and highly desirable for the operator to follow strictly the directions given by the manufacturer as regards the care and speed of the machine.

CLEANING THE SEPARATOR.

Washing the separator is not a very difficult job if done soon after separation. To thoroughly clean the separator, the bowl and all its parts should first be rinsed with cool water to remove all particles of milk. Then they should be thoroughly scrubbed with a brush in warm water containing a liberal quantity of good washing powder. The water for washing should be warm, but not hot enough to cook the curd on any of the parts. After washing, they should be steamed or at least rinsed in boiling water. No wiping cloth of any kind should be allowed to come in contact with them after the scalding process. Sunlight is one of the best disinfectants, and when possible all the utensils should be given the benefit of pure air and sunlight. If it is not convenient to wash the machine immediately after separating, the bowl can, at least, be taken apart and immersed in water. This will loosen all the curd and make washing comparatively easy.

No one should place much confidence in any agent's claim of separators being able to wash themselves by simply running water through them. Such claims are not made by men who have the dairyman's interests at heart.

Cream Separator Essentials

Men who know dairy farm needs are agreed that the three essentials of a good cream separator are reliability, easy running, and ease of thorough cleansing; and the first of these is reliability.

Reliability—meaning the capacity to skim closely for a very long time without undue expense for repairs—is a strong feature of I H C separators.

It is secured by the use of the finest material for all parts, put together carefully by skilled workmen, according to the most approved mechanical design. The result is an


I H C Cream Harvester

Dairymaid or Bluebell

lasting—easy running—easy to clean.

I H C Cream Harvesters have dirt arresters in the bowls, which exclude all foreign matter from the skimming bowl. They have spiral cut gears, which insure steady motion and long wear. All bearing bushings are phosphor bronze—essential to a high-grade machine. Gears and working parts are easy to get at, to keep clean, and to oil.

With all these advantages in their favor, I H C Cream Harvesters deserve your careful consideration. See the I H C local dealer or write direct for catalogues.



Tom Thumb 1-Horse Power Engine belted to a Bluebell No. 4 Separator

INTERNATIONAL HARVESTER COMPANY OF AMERICA
CHICAGO (Incorporated) **U S A**

DISK HARROW, ITS USE AND ABUSE.

By H. W. Campbell.

Editor's note:—Mr. H. W. Campbell has done more than any other man, living or dead, to reclaim the semi-arid districts. His method of farming has demonstrated beyond doubt that farmers can raise reasonably good crops on an annual rain fall of twelve inches.

In 1883 Mr. Campbell was a farmer in Brown county, S. D. Peculiar conditions in that year, when 260 acres of his farm gave almost no crop and forty acres gave a good crop, forced Mr. Campbell to begin thinking why. Since that time his experiments and practical demonstrations have been scattered from Central Texas to Alberta, Canada. He has demonstrated beyond any doubt that it is possible to farm successfully in the semi-arid regions. That he has awakened interest along this line of farming is evidenced by the tenor of utterances of such men as James J. Hill of the Great Northern railway and W. C. Brown, president of the New York Central railway.

"Tillage, better tillage, of the right kind and at the right time, is the keynote to-day of all successful farming," says Mr. Campbell.

There is no agricultural implement more important to the western farmer than the disk harrow. But like other farm implements, from its first conception it has undergone changes—some have been improvements, others have been disadvantages; the principal reason that all changes have not been improvements is that from its first conception to the present time its usefulness has been more or less misunderstood. Thousands of acres of wheat have been put in by the use of the disk harrow alone that have not turned the farmer any profit, and many times a loss of not only his labor, but seed. The great value of the disk harrow lies in its adaptability to the protection of moisture, the destruction of weeds, the preparation of the surface soil for the encouragement of rapid percolation of the rain water, and in thoroughly pulverizing a somewhat cloddy plowed field and obtaining an improved physical or mechanical condition of the soil. It has been used on thousands of acres instead of plowing when it should have been used to precede the plow. We have noted instances where the early spring use of the disk for the sole purpose of preventing evaporation and preparing the surface to receive and utilize further rains has resulted in giving the farmers increased yields of corn, as high as twenty bushels to the acre. Think of twenty bushels of corn per acre for only 50 cents of extra expense!

In handling of fields for summer culture there is no tool that can take the place of the disk harrow, cost of labor and value of work considered. Bear in mind this fact, that the great value of summer culture is not alone in the storing and conserving of the rain water, but in obtaining a soil condition for the promotion of nitrification and other chemical actions, for the development of the necessary elements to promote a vigorous, prolific growth of all plants. To promote nitrification every possible effort must be put forth to prevent the loss of moisture from the firm soil beneath the mulch. In doing this, three detrimental conditions must be carefully watched and as far as possible prevented. First, the growth of weeds and all foreign vegetation; second, the getting of the soil mulch too fine by the sometimes necessary frequent cultivation of the soil; third, to have the mulch too light and loose. No tool ever in use on our fields has accomplished the above as effectually as the disk harrow with the small diameter of disk.

The disk harrow may be used to prepare a field for a crop in the spring on autumn plowed land, because of the complete pulverizing and thorough separating of the soil into small coils

in its rotating action, and when the proper diameter of disk is used, the work is perfect; but here, too, the small disk is by far the most effective, as the larger disk cuts too deeply.

We most urgently advise the use of the disk early in the spring on all stubble ground that may have been left over the winter without plowing. No time should be lost after the soil has become sufficiently thawed and dry so that it will not stick to the disk. This is especially true where corn is to be put in with a lister. For best results, double disk the ground by lapping one-half, the object being to thoroughly pulverize and loosen the surface, for reasons above referred to, as well as to break the hard, crusted surface to promote a more rapid and complete soaking into the soil below of the early spring rains. For this work the diameter of the disk is not so vital.

In still another season of the year we find the disk harrow of great value, and that is immediately after the small grain or any other crop is removed. It is advisable whenever possible to follow behind the harvester and not allow the packed, crusted soil to be exposed for a single day to the sun's rays after the crop is gathered. It is very difficult to explain the value and importance of this work in sufficiently strong terms to permit the reader to grasp its full force and meaning. We will endeavor, however, to give three reasons.

First: There is no time in the year when water, held in the soil near the surface in sufficient quantities, will bring about so many valuable chemical changes as during the months of July and August, and these changes mean additional bushels to the next crop. But they will not take place if the per cent of moisture is too low or there is a crust over the surface or under the mulch. The surface must be loose and the soil must carry the necessary quantity of both air and water. The better the farmer understands these facts the greater will his yield per acre continue from year to year.

Second: If there is any moisture in the soil at harvest time, though it be a few inches down below, by preparing a mulch of liberal thickness this moisture will accumulate by capillary attraction, which nature has provided under these conditions shall be largely upward as far as the soil is firm, stopping beneath the mulch or loosened soil. If no rains come, your ground in a few days is in perfect condition to plow because of this increased moisture. If you wish to list your corn and not plow in the fall, this moisture can be carried over until the next spring; then by early disking, and in case of a dry spring your field can be planted and the seed will immediately germinate and grow, while your neighbor who has not taken the advantage of these scientific principles is worrying about a dry country, and immediately becomes pessimistic on all questions. Luck was against him; everybody and everything was against him. But really the only thing against him was his lack of knowledge regarding the merits of the disk harrow and the true principles of scientific soil culture.

Third: In case you wish to sow fall wheat this disking behind the harvester may mean ten to twenty bushels more per acre in your crop next year. By holding the moisture as shown above, it will be seen that any subsequent rain will percolate more quickly and deeper. If the rain be a heavy one, sufficient to dissolve and pack the loosened surface, the common spike tooth harrow should be thoroughly used as soon as the soil is dry enough not to stick. If the soil is made quite firm, then the disk harrow should be used again, unless you are able to soon finish your plowing. In which case the second disking would not be advisable, as the common harrow would loosen enough to hold the moisture for a short time.

\$500.00 for Three Days' Work

A boy in Edwards County, Kansas, made \$500 by three days' work following the binder with a disk harrow; i. e., the ground he treated in this manner with a disk harrow produced 42 bushels and 10 pounds of wheat to the acre, while that of the rest of the farm, planted in the ordinary way, without disking, produced only 25 bushels.

A farmer in Decatur County, Iowa, raised 109 bushels and 40 pounds of corn to the acre because he disked the ground.

These are two instances—one a grain grower and the other a corn grower. In both cases the increased yield was due to the use of the disk harrow. The grain grower was in a district where rainfall is not so abundant as it is where the corn grower lives, but both raised bumper crops.

No matter whether it is a wet year or dry year, the disk harrow properly used will increase the yield, because disking prevents surface evaporation and conserves the sub-surface moisture needed by growing crops.

I H C Disk Harrows give good service in all conditions of ground. This is absolutely necessary if the best results are to be obtained. The disks are



made to both penetrate and pulverize the ground in the best possible manner. The frames are strong, holding the gangs to the work at all times.

The I H C line of tillage implements includes disk harrows, spring tooth harrows, vineyard harrows, combination harrows, peg tooth harrows, and cultivators. These are made in various styles and sizes, so that no matter in what section you farm, we can give you the tillage implement designed for your special needs.

There is an I H C local dealer in your vicinity who will explain to you all the good points of I H C tillage implements. For catalogues address

International Harvester Company of America
(Incorporated)

CHICAGO

U S A



INCREASING FERTILITY.

By Cyril G. Hopkins, Professor of Agronomy, College of Agriculture, University of Illinois.

If he who made two blades of grass grow where only one grew before is a public benefactor, then he who reduces the fertility of the soil so that only one ear of corn grows where two have been grown before is a public curse.

Agriculture is the fundamental support of the American nation, and soil fertility is the absolute support of agriculture.

THE TWO FUNCTIONS OF THE SOIL.

The soil has two distinct functions to perform in crop production: First, the soil must furnish a home for the plant, where the roots can penetrate the earth upon which the plant must stand; second, the soil must furnish plant food, or nourishment, for the growth, development and maturing of the plant.

To improve the physical condition of the soil is to improve the home of the plant; while to add to the soil, or to liberate from the soil fertilizing materials, is to increase the available supply of plant food.

One soil may furnish an excellent home for the plant, but a very insufficient supply of plant food; while another soil may contain abundance of plant food, but the physical conditions (such as imperfect drainage, or inadequate aeration) may be such as to make an unfit lodging place for the plant.

THE TEN ESSENTIAL PLANT FOOD ELEMENTS.

There are ten different elements of plant food, each of which is absolutely essential to agricultural plants. These elements are carbon, hydrogen, oxygen, nitrogen, phosphorus, potassium, calcium, magnesium, iron and sulphur.

Carbon, hydrogen and oxygen, which constitute more than 90 per cent of most agricultural plants, are contained in air and water, the supply being unlimited. The two elements, iron and sulphur, although absolutely essential to plant growth, are required in very small amounts, while they are provided by nature in practically inexhaustible quantities.

On the other hand, the five elements, nitrogen, phosphorus, potassium, calcium and magnesium, are required by plants in very considerable amounts, and soils are frequently found which are so deficient in one or more of these five elements as to limit the yields of crops. It should be understood that soils are never found which are entirely devoid of these elements. Even the poorest and most unproductive soils still contain at least some small supply of each of these elements, and as a general rule such so called exhausted soils contain at least one, and frequently two or three, of these valuable elements in large amount, the low productive capacity being due to the deficiency of one or two elements only.

Sometimes the element which the plant fails to obtain in sufficient quantity for its normal growth, the element which positively limits the yield of the crop, is actually present in the soil in very large amount. In such cases the practice should not be to add to the soil more of this plant food element, but to adopt methods of soil treatment and management by which we can liberate a sufficient amount of this element for maximum profitable crop yields.

THE VALUE OF FARM MANURE.

Farm manure always has been and probably always will be one of the most important and abundant materials for soil improvement. It is a necessary product on every farm, and on stock farms a product which accumulates in very large amounts. If not used for soil improvement, it becomes a worthless nuisance about the stables, whether in the city or in the country.

A conservative estimate places the annual production of farm manure in the United States at a billion tons. The actual agricultural value

of fresh farm manure containing both the liquid and solid excrements is not less than \$2 a ton, whether the value is measured in terms of plant food elements actually contained in the manure as determined by chemical analysis of the manure and the market values of the elements or whether the value is measured by the actual increase in crop yields produced by the use of the manure on ordinary long cultivated soils.

WASTE OF FARM MANURE AND LAND RUIN.

If fresh farm manure is thrown out and exposed to the weather for six months in summer, one-half of its total weight of dry matter is lost, and more than one-half of its value as a fertilizer is lost. In most newer countries there is enormous and shameful if not wicked waste of farm manure. In older countries it is the rule to save all possible farm manure with very great care, although this rule is too frequently broken by the careless, ignorant, or short sighted.

As a whole, the unnecessary waste and loss of farm manure which occurs in the United States each year is equal in value to several times the value of all commercial fertilizers used in this country. Sometimes the waste of farm manure and the purchase of commercial fertilizers occur upon the same farm. In such cases the commercial fertilizer used is usually a so called "complete" fertilizer, containing acid phosphate with a trace of nitrogen and potassium too small to add appreciably to its value, and it is commonly applied in amounts which supply less plant food than the crops actually remove, the small amount of soluble plant food applied being supplemented by that which the soil would naturally give up, together with what can be forced from the soil by the stimulating action of the soluble corrosive acid salts and manufactured land plaster contained in such fertilizers.

One of the most common commercial fertilizers used in the United States contains the equivalent of 2 per cent of ammonia, 8 per cent of falsely so called "phosphoric acid," and 2 per cent of potash, corresponding to less than four pounds of nitrogen, seven pounds of phosphorus, and less than four pounds of potassium in 200 pounds, the most common application per acre; whereas a 100 bushel crop of corn removes from the soil not four, but 150 pounds of nitrogen, not seven, but twenty-three pounds of phosphorus, and not four, but seventy-five pounds of potassium.

SAVING FARM MANURE.

In order to retain the full amount and full value of farm manure, it should be removed directly from the stall or covered feed lot and spread at once upon the land. Where the winters are moderately cold and free from heavy rains there is little loss if the manure is allowed to accumulate during such weather in a small, uncovered feed lot, provided it is hauled out and spread upon the land in the early spring. Manure may be allowed to accumulate without much loss in deep stalls for several weeks if plenty of absorbent bedding is used, and then it may be hauled from the stall directly to the field and spread.


It should be the rule never to handle manure more than once. When taken from the stable or feeding shed it should be at once loaded onto the spreader and hauled to the field. If manure is produced at the rate of two loads or more a week, the convenience and importance of taking this manure directly from the stable and spreading it at once upon the field will certainly justify providing a manure spreader or special wagon to be used solely for this purpose.

Farm Land Demands Fair Treatment

Farm land is like a factory. It is supplied with raw material in the form of seed. From this raw material it manufactures a finished product called a crop.

In the process of manufacturing a crop, the land uses certain elements which pass from it into the growing grain. When the grain is harvested, these elements are lost to the soil. They must be returned if the soil is to continue to raise profitable crops.

Nature has provided a medium for the return of plant food to the soil. Fresh stable manure contains all the elements needed to preserve soil fertility. When it is applied properly, it returns to the soil nearly, if not quite, all the plant food which was removed by the growing crop.



I H C Manure Spreaders

Kemp 20th Century

Corn King

Cloverleaf

pulverize the manure and spread it evenly all over the field, in just the right quantity to restore to the soil the fertility used by the harvested crop.

I H C Spreaders are made to do more and better work than any others. Thousands of wide-awake farmers in every part of the country will verify this statement. Corn King and Kemp 20th Century Spreaders are return apron types; Cloverleaf is an endless apron machine. Each style is made in several sizes to meet all requirements.

I H C Spreader catalogues describe the machines very fully and they also give you opinions on soil fertility by the world's greatest experts. Copies may be secured from the I H C local dealer or from the

International Harvester Company of America
(Incorporated)

CHICAGO

U S A



OLD RESIDENTS OF CHICAGO.

Nov. 15, 1911.

In the following list of men and women who have lived in the city or its suburbs for sixty-one years or more there are doubtless many omissions, though an effort has been made to make it as complete as possible. Additions to, changes of residence and other corrections of this list, which will be continued in future editions of this publication, will be gladly received. Names marked with an * are those of persons born in Chicago or Cook county. Ages when known are given in parentheses:

- 1532—Heardt, Adaline N. (80), 3219 Prairie avenue.
Keonon, Mrs. Eleanor H.* (79), 2145 W. Adams-st.
Outhet, Miss Elizabeth (80), 522 Pleasant street, Oak Park.
- 1833—Brookes, Frederick W. (84), 11120 Armida avenue, Morgan Park.
Brooks, F. T. (85), 5224 Ainslee street.
Cleaver, Mrs. John (91), 6438 Washington avenue.
Filler, Alanson (99), 1710 Orrington-av., Evanston.
Foote, George C.* (78), 1123 W. Van Buren street.
Goodwin, Mrs. Caleb (87), 939 Winthrop avenue.
Vanatta, Charles (79), 2336 Grand avenue.
- 1834—Clingman, Mrs. William (84), 4809 Madison-av.
Fuller, Edward (78), Fullersburg, Ill.
Gerber, Barbara (83), 6154 South Halsted street.
Lorig, Mathias (78), 4409 Princeton avenue.
Ludwig, Catherine, 215 West Goethe street.
Peck, Mrs. Aurilla* (77), Berwyn.
Taylor, Louis D. (89), Glencoe, Ill.
- 1835—Barnum, William E.* (76), 6400 Normal-av.
Brown, Lockwood S., 113 Cass street.
Clarke, Mrs. Mary E. Carver (76), 239 N. May-st.
Clingman, Mrs. William (82), 6117 Monroe avenue.
Coleman, Mrs. Deborah C., 2829 Archer avenue.
Cribb, Mrs. Charlotte M.* (76), Lake Villa, Ill.
Dewey, Mrs. Mary R. (79), 5700 Jackson avenue.
Dodge, J. S. (89), Glen Ellyn, Ill.
Dunham, Daniel (90), Wayne, Ill.
Fox, Annis Roxana, 822 West Adams street.
Fuller, Merrill (81), Fullersburg, Ill.
Gale, Edwin O. (79), Oak Park, Ill.
Gordon, Nellie Kinzie* (76), Savannah, Ga.
Harman, William (77), 3840 West End avenue.
Healy, Daniel E. (77), 2700 Lime street.
Kilham, Benjamin (79), 2811 Archer avenue.
Mason, J. A. (76), Prairie View, Ill.
Sayre, Mrs. Harriet (91), Mont Clare.
Sinclair, George (77), 4327 Berkeley avenue.
Smith Charles B. (82), 223 Morse-av., Pullman.
Ward, Henry A.* (76), Sycamore, Ill.
Whitehead, William H. (76), 1808 Chicago avenue, Evanston, Ill.
- Young, Mrs. George H. (78), 327 Warren avenue.
- 1836—Barnes, Charles S.* (75), Batavia, Ill.
Brooks, Mrs. E. C. (79), 1072 Sheridan road.
Doty, Mrs. E. D.* (75), 550 65th street.
Eitlerman, Mrs. Mary E. (81), 3146 Lincoln avenue.
Ford, James M. (65), 193 Superior street.
Furbeck, Mrs. Elizabeth A. P. M. (75), 42 Central avenue, River Forest.
Garrity, Mrs. M. E. (75), 294 Hudson avenue.
Gilbert, Henry* (75), 1825 Iowa street.
Goeden, Susan (77), 1900 Estes avenue.
Hampton, Mrs. S. A. (86), 651 Warren avenue.
Huehn, Anna Mary (76), 1230 Wells street.
Keefe, Edward (77), 4417 Lake avenue.
Lewis, Mrs. Jane (89), 5409 Washington avenue.
Morrison, E. W. (75), 759 West Harrison street.
McNulty, Mary (76), 1751 West Erie street.
Prindville, Redmond (86), 1212 Fullerton avenue.
Roberts, Mrs. Margaret A. (75), 981 N. Clark-st.
Townsend, Charles (78), 1118 East 55th street.
Wheeler, Gilbert C.* (75), 2332 Michigan avenue.
- 1837—Ashman, Thomas (93), 106 N. Washtenaw-av.
Bohlander, John* (74), Hinsdale.
Cahoun, William A.* (74), 1043 Wilcox avenue.
Colby, Mary A. (74), 2839 Indiana avenue.
Dolese, John (74), Morton Park, Ill.
Doty, Erastus D. (75), 1035 East 65th street.
Doty, Harvey C. (78), 1104 Grand avenue.
Fraser, Mrs. D. R. (76), 1245 Washington-bd.
Howland, Mrs. Jane E. (77), 5405 Woodlawn-av.
Kimbarck, Mrs. Seneca D.* Chicago Beach hotel.
Pratt, Charles O.* (74), 2119 Wilcox avenue.
Satterlee, Emily T. (91), 2704 Michigan avenue.
- Sayer, Mrs. P. E. (98), Bartlett, Ill.
Startup, Jane D. (75), 1414 Garfield court.
Todd, William G. (80), 4714 North Robey street.
1838—Blair, Claudius* (73), 5741 South Peoria street.
Clark, Catherine C.* (73), 1248 West 63d street.
Collins, W. M. (75), 5694 Princeton avenue.
Edbrooke, W. S.* (73), 881 North Oakley avenue.
Flagg, Emma J. T.* (73), 14 Woodland park.
Hughes, Edward (73), 54 Lewis street.
Irwin, Mrs. Caroline F. (76), 601 Armitage avenue.
Low, Mary S. (78), Norwood Park, Ill.
Mattes, Peter (75), 613 Belden avenue.
Mitchell, Phoebe La Beau (79), 963 West Eddy-av.
O'Neil, John J. (74), 77 Illinois street.
Russer, Henry, 216 Rush street.
Sauter, Maria E., Pittsburg, Pa.
Sinclair, Mrs. J. E.* (73), Maywood.
Stephens, Mrs. Malinda (97), 529 East 50th place.
- 1839—Allison, Benjamin F. (81), 4129 W. Jackson-bd.
Beaubien, Mrs. A. (76), 431 South Willow avenue.
Chase, Mrs. Benjamin F. (77), 3353 Forest avenue.
Cherry, Mrs. C. H.* (72), 6530 Monroe avenue.
Clark, Dea G. (72), 210 Foster avenue.
Gray, Allen W.* (72), 51 East Oak street.
Harpel, Eliza* (72), 3213 Washington boulevard.
Height, Margaret A. (74), 310 West 60th place.
Kimball, Charles B. (72), Hinsdale, Ill.
Lewis, Charles J. (73), 1900 Carroll avenue.
Lewis, John (79), 2414 Gladys avenue.
Perolat, Clemens F. (72), 5039 Prairie avenue.
Pitkin, Mary J., 224 Schiller street.
Russell, Isaac (72), 2135 Carroll avenue.
Smith, Mrs. Joshua,* 4648 S. Marshfield avenue.
Speer, Charles W. (72), 246 S. Sangamon street.
- 1840—Bishop, Orris A.* (71), 3721 Forest avenue.
Farnsworth, George (86), 1421 Astor street.
Farrar, Mrs. S. B. (71), 3130 Dearborn street.
Fishbeck, Mary* (71), 6938 Wentworth avenue.
Foss, John P. (95), 447 West Monroe street.
Fuller, Mrs. Ann C. (72), 6110 Kimbark avenue.
Gage, John L. (78), 376 East Chicago avenue.
George, John B. (75), 3119 Wabash avenue.
Gray, Mrs. Sarah H.* (71), 1410 Washington-bd.
Hamilton, Henry E.* (71), 817 Dearborn avenue.
Jackson, Abram V. (76), 3267 N. Western avenue.
Kent, Benjamin A. (92), 110 Lake-st., Oak Park, Ill.
Lewis, Mrs. W. F.* (71), 615 West Congress street.
Link, Marie (78), 57 East Walton place.
Miller, Mathilde C. (72), 3515 64th street.
Muehke, Fred C. L. (83)—172 Sedgwick street.
Murphy, Mrs. Hiram P. (72), 4402 Greenwood-av.
Ray, James* (71), 1439 West 12th place.
Rehm, Jacob (83), 1517 Dearborn avenue.
Rhimes, Volney* (71), 176-178 East Adams street.
Robinson, Robert W.* (71), 1879 N. Sacramento-av.
Seamens, Mrs. Amelia (71), 868 Carroll avenue.
- 1841—Blake, Mrs. Adeline Jones (74), 3334 Prairie-av.
Bohlander, Peter* (70), Hinsdale, Ill.
Brett, Adam (73), 1302 Wolfram street.
Ebert, Albert E. (71), 276 Michigan avenue.
Foster, Orrington C. (70), 503 Dearborn avenue.
Lammers, Maria (73), 2 Catalpa court.
Lewis, Eli R.* (70), 7458 Normal avenue.
Loring, Stella Dyer* (70), 4600 Ellis avenue.
Merriell, George H. (72), 150 South Leavitt street.
Peck, Clarence I.* (70), 2254 Michigan avenue.
Sauter, John* (70), 5946 Normal avenue.
Smith, Graeme Lisle* (70), 1238 Eddy street.
Smith, Orson* (70), 50 Bellevue place.
Wheeler, E. B.* (70), Arlington Heights, Ill.
Williams, Edward M.* (70), Oak Park, Ill.
- 1842—Armstrong, John M.* (69), 628 Briar place.
Brettmann, Henry (69), 2836 Armitage avenue.
Cleveland, Henry H.* (69), 1210 Milwaukee-av.
Clybourn, Henry C.* (69), 1390 Humboldt boulevard.
Cowper, John H. (70), 1918 Warren avenue.
Cullerton, Edward F.* (69), 4242 West Harrison-st.
Curtis, DeWitt H. (72), 1302 Washington boulevard.
Dickerman, Mrs. Martha B.* (69), 5946 Normal-av.
Ertinger, Katherine (73), 3257 Westworth avenue.
Fries, William (69), 4054 North Paulina street.
Hall, Mrs. J. S. (69), 3701 Sheridan road.
Hamilton, David G.* (69), 2929 Michigan avenue.
Jax, Nicholas (75), 2310 Seminary avenue.
Johnson, George B.* (69), 532 West Adams street.

The National Malleable Castings Company

ESTABLISHED IN 1873
AS THE
CHICAGO MALLEABLE IRON COMPANY

Refined Malleable Iron Castings
FOR EVERY PURPOSE

WEST TWENTY-SIXTH AND ROCKWELL STREETS
CHICAGO, ILL.

T. E. RYAN, President

TELEPHONE MAIN 4031

Citizens Construction Company

Contractors for Street Improvements

805 Chamber of Commerce Building

Washington and
LaSalle Streets

CHICAGO

- Kellogg, J. H. (81), 2238 Michigan avenue.
 Law, Mrs. Ellen (79), 1944 Warren avenue.
 Leubunguth, Caroline* (69), Downers Grove, Ill.
 Meyer, Mary (72), 125 West 16th street.
 Murphy, C. A.* (69), 274 West Huron street.
 Parsons, Mrs. Julia W. K. (69), 1192 Garfield-bd.
 Rooney, Henrietta B. (69), 2080 Jackson boulevard.
 Russell, Ellen I.* (69), 888 Carroll avenue.
 Schnur, Peter* (69), 783 North Winchester avenue.
 Simon, Peter (82), 484 Sedgwick street.
 Tebbetts, Mrs. W. G.* (69), 2977 North Paulina-st.
 Ward, Mrs. E. J. Watson (86), 339 East 62d-st.
 Watson, N. W. (80), 4100 Lake avenue.
 Watson, Silas B. (72), 2317 Park avenue.
 Weller, George W.* (69), 7008 Normal avenue.
- 1843—Allmendinger, Peter (69), 2344 Clark-st.
 Bernard, Mrs. Gwinthelmy* (68), 46 Best avenue.
 Brown, Louis A. (89), 3117 North Lincoln street.
 Downs, E. Allen* (68), 739 Forest-av., Evanston.
 Dunne, Mrs. William (85), 865 S. Central Park-av.
 Follansbee, George A. (68), 2342 Indiana avenue.
 Ford, Elisha M. (75), 1000 Warren avenue.
 Garraghan, Bedelia K.* (68), 3424 Prairie avenue.
 Getzler, W. H., 217 Frankfort street.
 Gaffney, James (70), 1210 Morse-av., Rogers Park.
 Gavin, Rev. E. W.* (68), Waukegan, Ill.
 Grimme, Louis (84), 3253 Herndon street.
 Hatch, Julia A.* (68), 481 North Clark street.
 Holden, William H.* (68), 1143 Forest-av., Evanston.
 Knorst, Mathias (70), 198 Vine street.
 Ludwig, Katherine (87), 215 West Goethe street.
 Magee, Henry W. (70), 5626 Madison avenue.
 McDonald, Mrs. P. S.* (68), 2839 Indiana avenue.
 McNamara, James* (68), 1892 Fillmore street.
 Neebes, William J. (76), 3823 Forest avenue.
 Olsen, Jens (87), 194 West Erie street.
 Perkins, A. H. (97), 455 Cleveland avenue.
 Perkins, Mrs. Marlon Heald (72), 2319 Lincoln street, Evanston.
 Perry, Mrs. Silas O.* (68), 343 East 53d street.
 Remond, Mrs. E. Pelletier (90), 3222 Archer-av.
 Rohmer, A. (84), Hinsdale, Ill.
 Schaefer, M. (78), Gross Point.
 Schermer, Charles D.* (68), Riverside, Ill.
 Simons, Edward* (68), 1082 Armitage avenue.
 Sahn, Joseph M. (68), 10307 Indianapolis avenue.
 Stannard, Helen F., 871 Jackson boulevard.
 Tron, Mrs. Anna Maria (78), 523 North Halsted-st.
 Turner, Mrs. Mary (68), 502 Addison street.
 Weber, Herman (69), 812 Junior terrace.
 Weckler, Adam J. (69), 3446 Evanston avenue.
 Wolcott, Mrs. Mary A. (85), Niles, Ill.
 Williamson, Mrs. Emma B. (69), 959 South Spaulding avenue.
- 1844—Arnold, Miss Katherine D.* (67), 674 Lincoln Park boulevard.
 Bailey, George W.* (67), 513 West 60th street.
 Bailey, Mrs. J.* (67), 355 Jackson boulevard.
 Bartlett, Mrs. Mary J. (72), 2705 N. Hermitage.
 Bennett, Robert J. (72), 4250 North Paulina street.
 Boves, George H.* (67), 182 West 23d street.
 Bradshaw, Hugh (71), 1919 Fulton street.
 Cherry, Charles H. (77), 6530 Monroe avenue.
 Clark, Joseph (85), Lawrence-av. and Bernard-st.
 Crocker, Madeline (87), 3651 Wentworth avenue.
 Einhorn, Joseph (87), 172 South Sangamon street.
 Fergus, John B.* (67), 837 Windsor avenue.
 Fergus, John Q. (70), 3114 Vernon avenue.
 Green, Mrs. Bessie (70), 1803 Melrose avenue.
 Hall, Eugene* (67), 2106 South State street.
 Horne, Mrs. Hannah R. (88), Old People's home, Indiana avenue and 39th street.
 Hoyne, Thomas M. (67), 3369 Calumet avenue.
 Josenhans, Mary M.* (67), 842 West 61st place.
 Kastens, Katherine (86), 395 Perry street.
 Kay, Joseph A.* (67), Elston and North 55th-avs.
 Knopp, Bernhard* (67), 5199 Mildred avenue.
 Lawrence, Susan L. (95), 16 St. John's court.
 Macdonald, Ada Lane, 6347 Washington avenue.
 Mann, Mathias* (67), 3793 North Clark street.
 Marshall, James F.* (67), 2978 Vernon avenue.
 Mason, George (71), 511 West Monroe street.
 Mattes, Frank* (67), 1606 North Ashland avenue.
 Morgan, George C. (78), 6112 Stony Island avenue.
 Nicholson, John C. (67), 1509 Montrose avenue.
 Ozier, W. C. (71), 350 Dearborn avenue.
 Partridge, Charles A. (68), Waukegan.
 Peck, Helen M.* (67), 2726 North Robey street.
 Pierce, Joseph (92), 20 Bellevue place.
- Reed, Florence S.* (67), 1028 Diversey boulevard.
 Rehm, William (67), 123 Indiana street.
 Reid, Mrs. Elizabeth G.* (67), 1023 N. Halsted-st.
 Runge, Henry (75), 436 West Chicago avenue.
 Russer, Mrs. Caroline (67), 44 Pearson street.
 Sauter, Charles J.* (67), 2142 Cleveland avenue.
 Schram, C. B. (77), 51 South Halsted street.
 Seavert, E. G. (73), 34 North Grove place.
 Skinner, Miss Elizabeth (67), 100 Rush street.
 Smith, Frederick A.* (67), 611 Rush street.
 Snowden, Orpha (86), 1552 Lill avenue.
 Steltnhaus, George (79), 701 Wilmot avenue.
 Tibbetts, Elizabeth* (67), 2763 North Paulina-st.
 Van Horn, Mrs. Amy Gale Sinclair (67), 1497 Perry street.
 Van Zandt, George* (67), Oak Park, Ill.
 Waisb, John F.* (67), 2513 North Ashland avenue.
 Walsh, Mrs. Robert J. (77), 2339 Calumet avenue.
 Weihe, John C. (71), 3017 N. Winchester avenue.
- 1845—Bacon, Rebecca S. (69), 2243 Cleveland avenue.
 Barrett, John P. (75), 4400 Michigan avenue.
 Best, Jacob (66), 1443 Berceau avenue.
 Bradley, J. Harley (67), 607 Rush street.
 Breese, A. K. (66), 9711 Parknell avenue.
 Brode, Mrs. A. K. (66), 8711 Parknell avenue.
 Breyer, Mrs. Sophia (71), 680 Fulton street.
 Budge, Henry (97), 1410 Barry avenue.
 Case, Mrs. Helen M. (76), 161 South Leavitt-st.
 Catlin, Charles (67), 451 Belden avenue.
 Catlin, George (68), 5111 Hibbard street.
 Clancy, Sylvester T. (68), 4008 Dearborn street.
 Clark, Mrs. David W.* (66), 3125 Warren avenue.
 Crowe, Mrs. Marie B.* (66), 433 Grand avenue.
 Cushing, Edward T.* (66), 4520 Greenwood avenue.
 Dalton, Mrs. Mary A. B.* (66), 758 S. Kedzie-av.
 Davis, Mrs. Kate E.* (66), 135 Wells street.
 Feldman, Mary (73), 1449 Wrightwood avenue.
 Ford, John W.* (66), 3950 Lexington avenue.
 Fortmann, Mrs. Katherine (85), 4099 Robey street.
 Gilmore, William (66), 217 Central Park avenue.
 Haldrup, Barbara (66), 2824 Wells street.
 Hatch, J. M. (79), 128 South Waller avenue.
 Hauslein, George (84), 2536 North Halsted street.
 Heyder, Mrs. Mary (70), 1829 Fremont street.
 Jackson, Oliver* (66), 4460 Oakwald avenue.
 Jerrain, Mrs. Julie Pelletier (93), 3222 Archer-av.
 Knickerbocker, A. V.* (66), 3341 Douglas Park-bd.
 Martin, Patrick (89), 4537 Wabash avenue.
 O'Brien, Timothy M., 2234 Campbell park.
 Robinson, William R.* (66), 75 West Adams-st.
 Rutherford, T. A. (73), North 63th and Grand-avs.
 Satterlee, George A.* (66), 2704 Michigan avenue.
 Schimmels, Christian* (66), 1410 South Halsted-st.
 Semmler, Mrs. Catherine* (66), 10337 Throop-st.
 Sickinger, John* (66), 2847 North Hermitage-av.
 Trauscht, Anna M.* (66), 559 27th street.
- 1846—Bergner, Louis A. (79), 231 Cuyler avenue.
 Block, Mrs. Mary (67), 3037 Edgewood avenue.
 Bournique, Mrs. A. E.* (65), 315 East 23d street.
 Boyd, Mrs. Charles L.* (65), 5009 Wabash avenue.
 Brachtendorf, Anton (67), 348 Mohawk street.
 Brinkman, Henry (70), 92d-st. and Vincennes-av.
 Brinkworth, Mrs. Emma A.* (65), 884 Irving place.
 Brown, Edward C. (66), 6056 Monroe avenue.
 Burkhardt, Mrs. A. E. (79), Austin, Ill.
 Clark, John M. (75), 2000 Prairie avenue.
 Dayton, Mrs. Martha S.* (65), 6950 Lowe avenue.
 Dodd, Richard W. (91), 7053 Eggleston avenue.
 Dnnn, Mrs. Eraline (83), 2016 West Adams street.
 Erickson, Pehr (91), North 44th and Foster-avs.
 Fishback, Mrs. Mary (71), 6933 Wentworth avenue.
 Ganshow, Mrs. Anna M. (65), 617 South Kedzie-av.
 Gray, George L. (65), 2644 Indiana avenue.
 Griffin, Mrs. F. A. (75), 907 West Monroe street.
 Gross, George M. (65), 3826 Rhodes avenue.
 Guthrie, Wardell (80), 2822 Indiana avenue.
 Halifax, Mrs. Martha A. (67), 424 South Oakley-bd.
 Hayes, Michael (66), 4546 West Adams street.
 Healy, James T. (65), 3220 Indiana avenue.
 Hitz, Louis J. (77), 95th-st. and Western-av.
 Hough, Albert J.* (65), 4828 Kenwood avenue.
 Husted, Frank T.* (65), 2331 South Morgan avenue, Morgan Park.
 Jacobs, Mrs. Amelia (75), 88 Cleveland avenue.
 Klassen, Jacob (76), 3123 South Park avenue.
 Klossman, Charlotte (71), 695 North Maplewood-av.
 Knight, Jennie H.* (65), 3336 Rhodes avenue.
 Koehler, Elizabeth (77), 687 Jackson boulevard.
 Lawrence, Theodore F.* (64), 1955 N. Halsted-st.

WANZER'S "Germ-No Milk"

Clover-fed cows—Inspected dairies—
 Sanitary, clean bottling plants—
 Delicious, rich, wholesome milk and cream—
 That's WANZER'S

Sidney Wanzer & Sons


19-21 East Thirtieth Street
 Phone Douglas 817

6313-6315 Kimbark Avenue
 Phone Hyde Park 207

600 W. 71st Street—Phone Stewart 139

READY-TO-LAY
Burmite
 (Reg. U. S. Pat. Off.)

FLEXIBLE-CEMENT-BURLAP INSERTED
MATERIAL
 For ROOFING and SIDING



Buildings—*be they NEW or OLD*, of any construction, is being specified by Architects, recommended, used and sold by Contractors, Builders, Roofing Experts and Dealers, *because it is*

Practical—Durable—Artistic—Inexpensive
GUARANTEED for 10 YEARS WITHOUT COATING

A practical roofer, with thirty years' experience in selling and applying other makes, recently used our "Burmite" for roofing his own building—which, by the way, was a flat roof—although he had on hand at the time a large stock of the other kinds he had been selling. In speaking of the many advantages of "Burmite" he writes us:—"It is not necessary to take off your shoes for fear of damaging the storm-resisting and fire-retarding surface of a "Burmite" Roof—the strongest and most durable made."

WRITE TODAY for Samples, Printed Literature and Booklet,
"Burmite Quality Counts"

Illustrated with Residences, Summer Homes, Cottages, Bungalows, Garages, Barns, etc., beautifully printed in colors, showing effect of "Burmite" applied as a Roofing and Siding.

Birmingham & Seaman Co., Roofing Mfrs. Chicago
 Gen. Offices: 1208-1226 Tribune Bldg. Phone: 56th, Armitage and Grand Aves.

This illustration shows component parts of "BURMITE" with Chipped-Slate Surface

- Lemmon, Vina (64), 1552 Lill avenue.
 Lewis, Edward (65), 1445 State street.
 Lipsch, Helena (89), 460 Orchard street.
 Mackway, Mrs. Marian (75), 16 Kendall street.
 Mahler, J. Martin (74), 1530 Lill avenue.
 McCarthy, John Thomas, 1329 Jackson boulevard.
 McCarthy, Abbie Colby* (65), 1815 Indiana avenue.
 Mendens, J. F. (86), 251 Washington boulevard.
 Monheimer, Conrad (78), 4033 Prairie avenue.
 Monroe, Benjamin F. (71), 135 East 71st place.
 Muenzenberg, Charles (80), 16 Orchard street.
 Munch, Peter (75), 4850 Bishop avenue.
 Nelson, Andrew G. (85), 4635 Langley avenue.
 Niehoff, Katherine (71), 1108 Wellington street.
 Norton, F. F., 1178 Fillmore street.
 Polkey, Margaret* (65), 3564 Vernon avenue.
 Quinlan, J. A., 728 LaSalle street.
 Rock, Daniel J. (76), 1219 Lill avenue.
 Schade, Henry (72), 6332 Evergreen avenue.
 Sears, Joseph (68), Kenilworth, Ill.
 Sickinger, Jacob* (65), 902 Devon avenue.
 Sinclair, Mrs. A. E. A. (75), 6542 Lafayette-av.
 Sippel, Nicholas (84), 184 Superior street.
 Smalley, Mrs. Angelina K. (65), 2544 Kimball-av.
 Smele, Mrs. James (98), 3301 Langley avenue.
 Smith, James H. (67), 418 Oak street.
 Stratton, Helen A., 914 West Monroe street.
 Taylor, George L. (64), 360 Wells street.
 Tyler, Albert S.* (64), 5401 East End avenue.
 Vernon, John M. (70), Wilmette.
 Volmuth, Mrs. Maria (82), 139 East Division-st.
 Weir, Robert (71), 6323 Yale avenue.
 Woods, Mrs. Sophronia D. (86), 451 Belden-av.
- 1847—Amberg, Mrs. William A.* (64), 1301 North State street.
 Barnard, Frederick (75), Oak Park.
 Barrrell, James (77), 4717 Kenwood avenue.
 Barts, John (65), 5135 Dearborn street.
 Beers, Cyrenius (65), 3417 South Paulina street.
 Beers, George T. (74), 3416 South Paulina street.
 Berry, Mrs. John J.* (64), 253 Bissell street.
 Bishop, Joseph H. (72), 600 York place.
 Brethauer, Mrs. Fredericke (68), 1506 Oakdale-av.
 Brettmann, Mrs. Louisa (64), 2836 Armitage-av.
 Brinkman, Mrs. Henry (71), 92d street and Vincennes road.
 Chamberlain, Thomas S. (63), 1668 W. Chicago-av.
 Charlette, Mrs. Mary L. S.* (64), 1463 Fulton-st.
 Chatterton, Martha S.* (64), 2024 Washington-bd.
 Clausen, Mrs. Lizzie* (64), 389 East North avenue.
 Condon, Caroline (78), 321 West 63d street.
 Cosgrove, Matthew J.* (64), 1582 Harvard street.
 Crosby, Benjamin F. (85), Oak Park.
 Curtis, Charles C.* (64), 110 Astor street.
 Dony, John F.* (64), 171 Hill street.
 Haake, John D. (94), 2653 North 41st court.
 Haggard, John D.* (64), 154 North Pine avenue.
 Hart, John E. (84), 32 Beethoven place.
 Henderson, Robert* (64), 1463 West Polk street.
 Hespen, John R. (80), 503 Lumber street.
 Higgins, Mrs. L. A. R. (64), 383 Orchard street.
 Horn, Martin (76), 546 Wells street.
 Hotchkiss, Gen. C. T. (79), 1906 West Monroe-st.
 Hough, Charles H.* (64), 4828 Kenwood avenue.
 Hoxie, Mary H.* (64), 4440 Michigan avenue.
 Hunt, Mrs. Ellen L. (82), 3224 Forest avenue.
 Kearns, Michael (73), 544 Colorado avenue.
 Klein, Catherine (67), Rogers Park.
 Koch, Magdalena (85), 363 Carroll avenue.
 Kromenaker, John (67), 217 Chicago avenue.
 Lauer, Maria (81), 616 East Belmont avenue.
 Lunn, Harvey W.* (64), 2184 West 24th place.
 Manierre, William R.* (64), 1507 Dearborn avenue.
 Markus, Fritz (72), 661 Milwaukee avenue.
 Meech, George A. (65), Morgan Pl., Ill.
 Morgan, William R. (64), 221 South Central-av.
 Morris, Timothy E. (67), 3151 Prairie avenue.
 Murphy, James C.* (64), 2340 West Polk street.
 McAuliffe, John (91), 648 South Center avenue.
 Noll, Mrs. Louisa (81), 4927 St. Lawrence avenue.
 Redden, John, 5 Edgemont avenue.
 Schmidt, Mrs. Dorothea (72), 5335 Princeton-av.
 Schubert, Mrs. Margaret (70), 5635 Princeton-av.
 Sherman, Frederick J. (64), 3670 Milwaukee-av.
 Simmeral, Mrs. Anna (79), 256 Lawrence avenue.
 Simon, William (73), 3221 North Clark street.
 Stumpf, Sierna (80), 872 Armitage avenue.
 Taylor, Mrs. Agnes M.* (64), 32 Best avenue.
 Thiele, Heinrich (82), 522 Cleveland avenue.
- Thiele, Maria (83), 522 Cleveland avenue.
 Thilo, Mrs. Elizabeth (76), 807 North Halsted-st.
 Turner, John W.* (64), 1854 Addison street.
 Vernon, Sarah A., 432 Claremont avenue.
 Wayman, James B.* (64), 4858 Kenmore avenue.
 Webber, Mrs. Mary A.* (64), 431 1/2 Belden avenue.
 Whitehead, Edward J. (72), 5465 Washington-av.
 Williamson, Elizabeth V., 432 Claremont avenue.
 Winchell, Juliet A. (69), 2223 North 42d court.
 Woltz, Fred (74), 1279 North Clark street.
- 1848—Apfel, Mrs. Anna (91), 76 Hammond street.
 Batterman, John Otto (81), 1015 Ashland-bd.
 Belden, William* (63), 71 South 43d court.
 Bremner, David F. (72), 5009 Greenwood avenue.
 Broderick, Michael (94), 1921 Belle Plaine avenue.
 Bryan, Frederick W.* (63), 1423 Kenilworth-av.
 Caldwell, Peter (89), 4424 Wallace street.
 Cleveland, Silas E. (73), 929 West Monroe street.
 Creet, Catherine (92), 30 Spruce street.
 De Wolf, Edward P.* (63), Waukegan, Ill.
 Dimond, Philippine S. (74), 45 Bryant avenue.
 Docter, Margaretha* (67), 6333 South Center-av.
 Douaire, Sarah S. (71), 4022 Perry street.
 Donnell, John T. (63), 1079 West Grace street.
 Doyle, James M. (72), 719 S. Ashland boulevard.
 Dutch, James B. (72), 6637 Parnell avenue.
 Eberlein, George P.* (63), 647 Sheffield avenue.
 Fenster, Maria (63), 1103 South Harlem avenue.
 Flanders, John J.* (63), Glencoe, Ill.
 Fredericks, Mrs. Anna (70), 2021 Michigan avenue.
 Gray, P. W. (63), 2563 North Winchester avenue.
 Greenebaum, Elias (89), 4510 Grand boulevard.
 Greenebaum, Henry (73), 4556 Ellis avenue.
 Grinard, Louis E. (84), 99 Diversey court.
 Gunderson, Martin (80), 1443 West Ohio street.
 Gunderson, Gabriel A. (76), 2531 N. Francisco-av.
 Hector, Jacob S. (63), 3011 Archer avenue.
 Henrotin, Charles (63), 70 East Goethe street.
 Hoge, Holmes (69), Evanston, Ill.
 Huchsold, Mrs. Annie (67), 49 Canalport avenue.
 Joyce, Thomas (77), 3440 Prairie avenue.
 Joyce, Mrs. Thomas (73), 3440 Prairie avenue.
 Kappelman, Fred P. (68), 2207 Colfax street, Evanston.
 Kernan, George P.* (63), 1203 West Adams street.
 Kistner, Valentine (92), 10324 Prospect avenue.
 Koehsel, John E.* (63), 935 Winona street.
 Kramer, M. (76), 83 East 34th street.
 Langguth, J. F. (69), 2706 Byron street.
 Miller, Thomas E. (78), 1449 LaSalle avenue.
 Mitchell, Fannie Clark (80), 650 West 62d street.
 Monheimer, Leonard (78), 4419 Prairie avenue.
 Murphy, Joseph (88), 5648 Michigan avenue.
 McConnell, John* (63), 546 Hawthorne street.
 McEvoy, William (79), 2019 Racine avenue.
 McGurn, Christopher (69), 2913 Fulton street.
 Olson, Oliver (64), 610 West Melrose street.
 Page, Charles L.* (62), 40 Scott street.
 Parker, John D. (71), 31 Aldine square.
 Pease, O. A. (76), 875 Austin avenue.
 Peck, Ferdinand W.* (63), 1826 Michigan avenue.
 Price, Mrs. Laura J.* (63), 888 Warren avenue.
 Pringle, Mrs. Isabelle M. (92), 5746 Jackson-av.
 Pringle, Margaret* (63), 5446 Jackson avenue.
 Pringle, Thomas A. (65), Brainerd, Ill.
 Randall, Mrs. T. D. (72), 2624 Calumet avenue.
 Redell, Richard F. (68), 1215 Dearborn avenue.
 Reid, William G.* (63), 5214 Cornell avenue.
 Renich, Mrs. Helen (64), 424 School street.
 Riley, John P. (66), 335 Hudson avenue.
 Rofoot, Victor F. (63), 6354 Langley avenue.
 Rogan, John J. (65), 4253 South State street.
 Sampson, John C.* (63), 1243 East 44th place.
 Schmels, Capt. C., 3410 North Halsted street.
 Schecht, Mrs. Catharine (68), 5803 Ohio street.
 Schlossman, Joseph B. (63), 5341 Calumet avenue.
 Schmidt, Mrs. Sophie (76), Oak Park, Ill.
 Scouton, T. B.* (63), 521 West Madison street.
 Scudder, Mrs. Mary A.* (63), 102 Bellevue place.
 Scatou, Isabel D.* (63), 1016 West Monroe street.
 Sedgwick, Mrs. A. G. (74), 603 Park avenue.
 Sheppard, Robert D.* (63), Evanston, Ill.
 Sinclair, J. E. (74), Maywood, Ill.
 Smyth, Thomas A.* (63), 2022 West Jackson-bd.
 Spikings, William H.* (63), 5031 North 40th-av.
 Stewart, Bridget (77), 646 West 12th street.
 Vargas, Edward E. (63), 712 Summerdale avenue.
 Vial, Jennie* (63), LaGrange, Ill.
 Walsh, James J. (77), 4339 Washington boulevard.

TELEPHONE MAIN 4562

HENRY ERICSSON COMPANY

GENERAL CONTRACTORS

118 NORTH LA SALLE ST.

Masonry a Specialty

CHICAGO

Jenney Universal Electric Motors

Adapted for All
Work

Special Motors Built to Suit
Emergencies

PROMPT DELIVERY

High Vacuum Cleaning System

Any Vacuum Desired Up to 26 Inches

No Screens or Tanks, Air Washed and All Dirt Dis-
charged to Sewer Under Pressure of Compressed Air.

No Building Too Large.

No Residence Too Small.

AMERICAN ROTARY VALVE CO.

156 NORTH DEARBORN STREET

CHICAGO

Walter, Lorns (87), 1717 Roscoe street.
 Wemple, Leonard C. (75), 662 North Curtis street.
 Zimmerman, John S. (70), 1347 Park avenue.
 Zimmerman, Mrs. Minna (68), 1279 Perry street.
 1849—Balken, Peter M. (74), 71 Grove street, River Forest.
 Boyd, Charles L. (68), 5009 Wabash avenue.
 Boyd, Mrs. Charles L.* (65), 5009 Wabash avenue.
 Boyd, Robert (70), Hinsdale, Ill.
 Brennan, Matthew J. (76), 4018 Vincennes avenue.
 Brown, Mrs. Sophia (82), 3847 Dearborn street.
 Buggie, James (63), 2701 West Jackson boulevard.
 Byrne, Elizabeth (71), 5550 LaSalle avenue.
 Cobb, Weldon J.* (62), Wheaton, Ill.
 Clowry, Mrs. Bridget (79), 463 West 14th street.
 Clowry, James, 4200 Ellis avenue.
 Clowry, John K., 437 Blue Island avenue.
 Clowry, Thomas, 2859 North Robey street.
 Cullen, Mrs. M. (62), 604 East 46th street.
 Culver, John (65), 2201 Dewey avenue, Evanston.
 Curtis, Rev. Edward H. (68), 6138 Woodlawn-av.
 Curtis, Henry M. (70), 1134 East 47th street.
 Donoghue, Daniel R.* (62), 6325 Monroe avenue.
 Doty, Virginia E.* (62), 5647 Washington avenue.
 Doyle, A. J.* (62), Orland, Ill.
 Elsey, Mrs. Anna (70), 1532 West Adams street.
 Erskine, Cecilia D. W.* (62), 135 Lincoln Park-bd.
 Foley, Mrs. Ellen (75), 656 West 20th street.
 Franzen, Alexander (82), 17 Artesian avenue.
 Furst, Conrad (82), 1400 Astor street.
 Glasebrook, George (86), 2230 Flournoy street.
 Glasebrook, Mrs. Mary Ann (82), 2230 Flournoy-st.
 Goodwillie, Mrs. Cecilia (82), 450 Roslyn place.
 Goold, John E.* (62), 2216 Prairie avenue.
 Grupe, Conrad (78), 1189 North Maplewood avenue.
 Guenther, Rebecca E. (70), 3020 Lake Park avenue.
 Hatch, Wm. H. (62), 114 Grove-st., River Forest.
 Heiland, John (69), 1506 Michigan avenue.
 Jaeger, Julius F.* (62), 1126 George street.
 Jaworski, Stephen D.* (62), 1337 W. Jackson-bd.
 Joslyn, Walter S. (68), 1610 Garfield boulevard.
 Keobe, Miles, (63), 230 Ashland boulevard.
 Keller, George (83), 416 Newton street.
 Kindberg, N. A. (71), 1496 West Foster avenue.
 Kinzie, Mrs. Arthur E.* (62), Riverside, Ill.
 Laiger, Fred G. (65), 1136 Orleans street.
 Larson, Iver (81), 691 North Hoyne avenue.
 Lay, A. Tracy (87), 321 Michigan avenue.
 Leopold, Mrs. C.* (62), 1295 North Halsted street.
 Loughlin, William M. (87), 4650 North Robey-st.
 Mahler, H. F. (69), 14 DeKalb street.
 Metzger, Charles F.* (62), West Chicago, Ill.
 Melvin, Thomas H.* (62), 2508 North Artesian-av.
 Miller, Brice A. (73), 46 Roslyn place.
 Moore, William J. (66), 66 Osgood street.
 Nelson, Sarah Earl* (62), 6204 Greenwood avenue.
 Norton, Mrs. Louise C.* (62), 150 Lincoln Park-bd.
 O'Byrne, Mrs. Elizabeth (67), 2545 Washington-bd.
 Olberts, Mrs. Catharina (62), 3302 Archer avenue.
 Oliver, Lucy Hieks (67), 1541 West Monroe street.
 Peckler, Katharine A. (63), 4038 Archer avenue.
 Peeble, Cassius M. (67), 296 West Monroe street.
 Prindville, William H.* (62), 1212 Fullerton-av.
 Ritchie, Hugh (87), 28 West Chestnut street.
 Rogers, Edward K.* (62), 159 East Ontario street.
 Rooms, Mrs. Mary S., 964 Jackson boulevard.
 Rumsey, George D.* (62), 62 East Division street.
 Scott, George M. (69), Riverside, Ill.
 Shepard, F. A.* (62), 2030 West Harrison street.
 Smith, Frank Waldo* (62), 5539 Cornell avenue.
 Sutter, John D. (65), 745 Evanston avenue.
 Swenie, Mrs. Julie (64), 218 Dearborn avenue.
 Talbot, H. Plumer, 241 Michigan avenue.
 Thels, Theodore (66), 2729 Pine Grove avenue.
 Thomas, Mrs. John W. (62), 515 Jackson-bd.
 Ulrich, Mrs. Marta (75), 838 Lill avenue.
 Waldhauser, Joseph (86), 675 North Clark street.
 Weber, Mrs. Barbara M. (76), 1738 Wilmot street.
 Weber, Mary (65), 1634 Barry avenue.
 Wood, Seth* (62), 361 West Harrison street.
 1850—Baumann, Frederick (85), 43 Pine Grove-av.
 Becker, Fred (77), 331 LaSalle avenue.
 Boddeker, B. (73), 1541 West Chicago avenue.
 Bombake, William* (61), 5442 West Leland avenue.
 Brown, Canute (66), 1912 Winona avenue.
 Butterfield, Caroline S. (61), 1322 LaSalle avenue.
 Carpenter, George B. (77), 107 Lincoln Park-bd.
 Catlin, Mrs. Mary E.* (61), 451 Belden avenue.
 Clingman, Charles W.* (61), 4748 Kenwood avenue.

Coleman, Edward* (61), 2829 Archer avenue.
 Conroyd, James, 26 South Curtis street.
 Dennis, John (68), 34 St. John's court.
 Dunne, Michael J. (71), 4901 Madison avenue.
 Ebersold, Mrs. Julia S. (67), 4401 Lake avenue.
 Erickson, Mrs. Martha (89), 3424 South Park-av.
 Finke, Mrs. Anna M. (82), 2098 Grenshaw street.
 Freytag, Mrs. Margarethe* (61), 1096 N. Clark-st.
 Gerts, George E. (84), Oak Park, Ill.
 Goodwillie, Robert* (61), 5038 Washington Park-et.
 Gordon, Elizabeth C. (71), 1850 Fulton street.
 Groble, Mrs. Mary* (61), 959 Sawyer avenue.
 Haines, Walter S.* (61), 1401 West Adams street.
 Hawes, Robert (76), 2935 Bondfield street.
 Head, James H.* (61), Oak Park, Ill.
 Hogan, P. (73), 642 North State street.
 Hough, Walter C.* (61), 5735 Rosalie court.
 Houllihan, Robert D.* (61), 865 Osgood street.
 Howe, Miss Frances* (61), Porter, Ind.
 Husted, Julia Hoyt* (61), 429 East 55th street.
 Jiroch, Joseph (65), 1837 Mohawk street.
 Johnson, Peter (69), 1506 North Robey street.
 Kent, Mrs. L. B.* (61), 4024 Prairie avenue.
 Koehler, B. (83), 1808 West Jackson boulevard.
 Kotz, Charles E.* (61), 1543 Devou avenue.
 Langheinrich, Edward* (61), 2029 Sheffield avenue.
 Lawson, Victor F.* (61), 1500 Lake Shore drive.
 Loehr, Justus P. C. (70), 2824 Burling street.
 Martin, Mrs. Mary (63), 6418 Langley avenue.
 Miller, Ed M. (61), 664 South Halsted street.
 Moore, John M. (90), 3907 Michigan avenue.
 Moore, William J. (74), 1310 Tremont street.
 Morris, William (68), 499 Woodlawn avenue.
 Moser, George W.* (61), 400 Maple-av., Oak Park.
 Munson, John (72), W. Foster and N. 47th avenues.
 McDermott, Michael (65), 3528 Wabash avenue.
 Newton, Hanna Reimers, 1815 Melrose street.
 Norton, Mrs. Lucy, 231 East 54th street.
 Nurnberger, Mrs. Emille (73), 2968 South State-st.
 Ohlerking, John H. (69), 832 West Adams street.
 Pfeifer, Charles* (61), Hinsdale, Ill.
 Pinkerton, William A. (65), 219 South Ashland-bd.
 Pomy, Mrs. Anna (66), 481 Webster avenue.
 Poole, Manning S. (79), 3834 Langley avenue.
 Powell, John, 1852 West Congress street.
 Redell, Mrs. J.* (61), 547 Berence avenue.
 Reinhart, John (63), 1033 Wellington street.
 Retain, John (94), 2325 North Rockwell street.
 Sammons, E. Hudson* (65), 3149 Rhodes avenue.
 Seely, Sophia (63), River Grove, Ill.
 Senfy, Henry E. (84), 1134 Chicago-av., Evanston.
 Shackelford, Collins (69), 1609 North Sawyer-av.
 Smith, Mrs. Mary Ann* (61), 1242 W. Madison-st.
 Spies, Mary (80), 1918 West Montrose avenue.
 Spry, Ellen (73), 481 West Monroe street.
 Uchtman, John D. (79), 824 South Halsted street.
 Wegselbaum, Joseph* (61), 1826 S. Spaulding-av.
 Welke, Mrs. Caroline (70), 919 Roscoe street.
 Wells, Edwin S. (82), Lake Forest, Ill.
 Workmeister, John* (61), 3308 Calumet avenue.
 White, John M. (84), 5211 Cornell avenue.
 Wiusaner, Mrs. Louise* (61), 120 E. Walton place.
 Winterburn, John* (61), Mount Forest, Ill.

DIED IN 1911.

Adcock, Mrs. Harriet A., 3510 Harrison street; arrived 1830; died Dec. 8, 1910.
 Atkinson, Mrs. Martha (80), 5031 Indiana avenue; arrived 1848; died Mar. 2.
 Beaubien, William S. (75), 615 South Ashland boulevard; born in Chicago 1836; died Sept. 27.
 Bonnet, Henry F. (79), 1424 Wellington avenue; arrived 1849; died Feb. 12.
 Burton, John (73), 154 East Superior street; arrived 1840; died June 15.
 Calhoun, Francis C. S. (72), Oak Park; born in Chicago 1839; died Aug. 23.
 Carney, James (78), 1419 Sherman avenue, Evanston; arrived in Chicago 1835; died Nov. 2.
 Carver, William (80), 2662 Sheffield avenue; arrived 1825; died Jan. 9.
 Clark, Mrs. Alice (83), arrived 1848; died Sept. 13.
 Cleveland, E. L. (64), 1543 East 65th street; born in Cook county 1847; died May 15.
 Clugman, William (85), 7210 Euclid avenue; arrived 1845; died March 7.
 Dent, Mrs. Susan S. (67), 1823 Prairie avenue; arrived 1846; died March 7.

Telephones Randolph 2684-5

H. A. BISHOP

GENERAL CONTRACTOR

BUILDING CONSTRUCTION
FIRE BRICK CONSTRUCTION

SPECIALIZING IN

Boiler Setting, Furnace Work, Stack Lining and Engine Foundations

431-433 Commercial National Bank Building
CHICAGO

BARTLETT FRAZIER CO.

WESTERN UNION BUILDING
CHICAGO

RECEIVERS, SHIPPERS AND
EXPORTERS OF GRAIN

Orders executed for cash or future delivery in all markets.

CONSIGNMENTS SOLICITED

Dyrenforth, Mrs. Caroline T. (91), 400 Home avenue, Oak Park; arrived 1847; died Nov. 13.
 Farwell, Simeon (80), Evanston; arrived 1849; died Feb. 12.
 Fergus, George H. (71), 619 Gary place; born in Chicago 1840; died Nov. 24.
 Fittz, Mrs. Jane Palme (93), Hubbard Woods; arrived 1837; died May 3.
 Frankenthal, Benjamin (84), 4726 Greenwood avenue; arrived 1849; died Sept. 12.
 Gage, Henry H. (69), 4236 Prairie avenue; arrived 1842; died May 7.
 Gale, William H. (77), Galewood; arrived 1835; died June 24.
 Gamble, Mrs. (73), 6122 Winthrop avenue; arrived 1842; died March 3.
 Gardner, Henry A. (66), Hinsdale; born near Chicago 1845; died Feb. 5.
 Gear, Mrs. Lydia A. (86), 5326 North Western avenue; arrived 1833; died Jan. 9.
 Guild, A. E., Jr. (70), Oak Park; born in Chicago 1841; died June 9.
 Hottinger, Anton (86), 1314 Sedgwick street; arrived 1848; died July 22.
 Howe, Frederick A. (80), 3931 Grand boulevard; arrived 1834; died in Miami, Fla., Feb. 16.
 Jones, Fernando (91), 1834 Prairie avenue; arrived 1835; died Nov. 8.
 Kennicott, Ransom (72), 4064 Ellis avenue; born at Half-Day, Lake county, Illinois, 1838; died Dec. 23, 1910.
 Kent, Benjamin A. (93), 3015 Washington boulevard; arrived 1850; died May 30.
 Lagorio, Francisco (92), 9 North Homan avenue; arrived 1843; died Jan. 29.
 Lee, Mrs. Isabella G. (78), 2034 Giddings street; arrived 1844; died Jan. 31.
 Menard, Mrs. Joseph (69), McCook, Neb., born in Chicago 1842; died July 1.

Morgan, Mrs. Mary (82), 9950 Prospect avenue; arrived 1842; died Feb. 15.
 Mullen, Mrs. Ellen, 7277 South Green street; arrived 1846; died March 23.
 McEldowney, William J. (67), Chicago Heights; born there in 1844; died March 27.
 Orvis, Columbus A. (82), 5218 Hubbard avenue; arrived 1850; died Oct. 22.
 Peacock, Robert (70), 731 East 50th street; born in Chicago 1840; died Jan. 26.
 Pratt, Mrs. Elizabeth (87), 6536 Union avenue; arrived 1839; died Jan. 6.
 Rosstter, Mrs. Harriet V. (82), Lake Forest, Ill.; arrived in Chicago 1836; died March 20.
 Schlund, Christopher (81), Oak Park; arrived in Chicago 1849; died Aug. 28.
 Smyth, Mrs. Jane A. (67), 1444 Dearborn avenue; arrived 1847; died Oct. 15.
 Snowhook, Patrick W. (67), 1829 Warren avenue; born in Chicago 1844; died Feb. 14.
 Spilkins, Richard Y. (90), 3900 Lawrence avenue; arrived 1843; died Oct. 14.
 Thatcher, George L. (67), River Forest; born in Chicago 1844; died June 29.
 Turrill, Mrs. Laura B. (88), Clinton, Iowa; arrived in Chicago 1848; died March 6.
 Vial, Samuel (92), 444 South 5th avenue, La Grange; arrived 1834; died Oct. 17.
 Walsh, John R. (74), 2133 Calumet avenue; arrived 1849; died Oct. 23.
 Wanner, Christian (1832), 681 Wrightwood avenue; arrived 1850; died May 4.
 Weller, Mrs. Phlana H. (69), Los Angeles, Cal.; born in South Evanston 1842; died April 4.
 Wiebhoff, A. H. (79), 958 Greenwood terrace; arrived 1850; died April 9.
 Willard, Samuel J. (94), Naperville, Ill.; arrived in Chicago 1835; died June 9.

MUSICAL CLUBS AND ASSOCIATIONS.

Amateur Musical Club—Music hall, 410 South Michigan avenue; president, Mrs. A. O. Mason; secretary, Miss Kate P. Richards.
 Amphion Singing Club—1514 Milwaukee avenue; secretary, William F. Rieckhoff.
 Apollo Musical Club—27 East Randolph street; president, Arthur Heurtley; secretary, Carl D. Kinsey.
 Bjorgvln Singing Society—1639 North Artesian avenue; secretary, Olaf Lassen.
 Chicago North Shore Festival Association—President, C. L. Jenks; secretary, W. B. Smith.
 Chopin Singing Society—1434 West Division street; president, Ignace Stankewitz; secretary, Roman J. Goszczyński.
 Evanston Musical Club—President, H. B. Wyeth; secretary, J. I. Leigh.
 Freier Saengerbund—1228 Milwaukee avenue; president, Joseph Hochlenter; secretary, Frank Roth, 3138 Johnston avenue.
 Germania Maennerchor—106 Germania place; president, Dr. Ernst Saurenhaus; secretary, Arthur Herz.
 Gesangverein Almira—2459 Armitage avenue; president, Herman Loos; secretary, Karl Henning, 1830 West Chicago avenue.
 Gruetli Maennerchor—542 Wells street; president, E. Bolter; secretary, S. F. Egger, 4316 North Robey street.

Handel Vocal Society—601 Kimball hall; president, Edgar Leon; secretary, Grace E. Purdy.
 Harzari Maennerchor—2336 West 12th street; president, Fritz Nebel; secretary, Adolph H. Blumthal, 2336 Ogden avenue.
 Irish Choral Society—President, John W. Donohue; manager, B. M. O'Neill, 515, 304 South Wabash avenue.
 Junger Maennerchor—822 North Clark street; president, Theodor Pilgram; secretary, John Kremer, 1621 Larrabee street.
 Mendelssohn Club—President, Louis Spahn; secretary, H. F. Grabo, 323 South Wabash avenue.
 Norwegian Singing Society—President, H. Oftedahl; corresponding secretary, N. Hall, 929 North Trumbull avenue.
 Orchestral Association (Theodore Thomas)—850 Orchestra building; president, Bryan Lathrop; secretary, Philo A. Otis.
 Polish Frederic Chopin Singing Society—1549 Milwaukee avenue; secretary, E. F. Dutkiewicz.
 Svithlod Singing Club—624 Wrightwood avenue; secretary, Otto Johnson, 1615 Foster avenue.
 Teutonia Maennerchor—2040 West North avenue; president, Charles F. Pich; secretary, Charles A. Kuhn.
 Wanda Singing Society—1122 Noble street; president, Miss Mary Liss; secretary, Stefania Filipkowski.

MUNICIPAL ART LEAGUE.

Incorporated Jan. 30, 1901. Secretary's office at the Art Institute.

President—Ralph Clarkson.
 Vice-President—Lorado Taft.
 Secretary—Kenneth Sawyer Goodman.
 Assistant Secretary—Carl O. Saner.
 Treasurer—Charles L. Hutchinson.
 Directors—Ralph Clarkson, Lorado Taft, Webster Tomlinson, William H. Bush, Mrs. George B. Carpenter, Eames MacVeagh, Jens Jensen, Kenneth Sawyer Goodman.
 Exhibition Committee—Mrs. William Frederick Grower, chairman; Mrs. H. H. Kingsley, vice-chairman; Mrs. William F. Young, secretary.

The objects of the association are to promote the beautifying of the streets, public buildings and places of Chicago; to bring to the attention of the officials and people of the city the best methods for instituting artistic municipal improvements and to stimulate civic pride in the care and improvement of private property. The board of directors of the league is composed of one sculptor, one architect, one painter, one landscape architect, four laymen and the chairman of the exhibition committee.

TELEPHONES—CENTRAL 534

ESTABLISHED 1837

S. D. CHILDS & COMPANY

136 SOUTH CLARK STREET

CHICAGO

PRINTERS
ENGRAVERS
STATIONERSLITHOGRAPHERS
BLANK BOOK MAKERS
METAL ADVERTISING NOVELTIES

WM. SCHLAKE, Pres.

E. C. POTTER, Secy.

C. B. VER NOOY, Vice-Pres. and Treas.

ILLINOIS BRICK COMPANY

916 CHAMBER OF COMMERCE

CHICAGO

TELEPHONES { MAIN 17
AUTOMATIC 3-2461

CIRCULATION OF THE CHICAGO DAILY NEWS FOR 1911.

Table with columns: DATE, Jan., Feb., March, April, May, June, July, Aug., Sept., Oct., Nov., Dec. Rows 1-31 showing daily circulation figures and a Total/Average row at the bottom.

The omission of the circulation figures for December is due to going to press before the end of the month. The circulation for the entire year will be given in subsequent editions of the Almanac.

Unsold copies are deducted in the totals.

TOTAL FOR THE YEAR 1911 (excluding December)..... 91,183,430 COPIES
DAILY AVERAGE FOR THE YEAR 1911 (excluding December)..... 322,202 COPIES

AVERAGE DAILY ISSUE OF THE CHICAGO DAILY NEWS FOR EACH MONTH FROM THE SECOND YEAR OF ITS PUBLICATION.

Table with columns: YEAR, Jan., Feb., Mar., April, May, June, July, Aug., Sept., Oct., Nov., Dec., Av'ge. Rows 1877-1911 showing monthly average circulation figures.

SUGGESTIONS Purchasers of The Chicago Daily News Almanac and Year-Book are invited to send suggestions for its improvement to the Editor of The Chicago Daily News Almanac and Year-Book, 15 N. 5th-av., Chicago.

TABLE OF CONTENTS

OF FIRST TWENTY-SEVEN VOLUMES (1885 TO 1911 INCLUSIVE) OF THE CHICAGO DAILY NEWS ALMANAC AND YEAR-BOOK.

NOTE—The figures following the year are the page numbers of that volume.

Complete sets of THE DAILY NEWS ALMANAC AND YEAR-BOOK from the year 1885 to 1912 inclusive can be supplied for \$13.50, transportation prepaid. The first five issues for the years, 1885, 1886, 1887, 1888 and 1889 are bound in one volume, half morocco, library style. This volume is sold only to purchasers of complete sets. A complete set embraces the library volume and a cloth-bound issue for each succeeding year.

Single cloth bound copies can be bought only for the years 1890, 1893, 1894, 1895, 1896, 1898, 1899, 1900, 1903, 1909 and 1911. These are supplied at the rate of 50 cents each, transportation prepaid. Single, paper covered copies can be supplied for each year from 1886 to 1903, except 1897 and 1899, for 25 cents each at the office of publication, or 35 cents by mail.

Orders should be addressed to THE DAILY NEWS office, 15 North 5th avenue, Chicago.

Abdul Hamid Deposed—1910, 212.
 Abyssinia—1902, 121; 1903, 170; 1904, 218; 1905, 117; 1906, 124; 1907, 115; 1908, 184; 1909, 182; 1910, 192; 1911, 127.
 Academy, French—1902, 132; 1903, 152; 1904, 134; 1905, 70; 1906, 134; 1907, 57; 1908, 210; 1909, 243; 1910, 205; 1911, 92.
 Academy of Fine Arts, Chicago—1903, 491; 1910, 498; 1911, 546.
 Academy of Sciences—1903, 418; 1904, 398; 1905, 417; 1906, 371; 1907, 429; 1908, 401; 1909, 572; 1910, 558; 1911, 510.
 Acapulco Theater Fire—1910, 152.
 Accidents, Football—1911, 408.
 Accidents, Fourth of July—1904, 429; 1905, 73; 1907, 64; 1908, 62; 1909, 270; 1910, 216; 1911, 174.
 Accidents, Hunting—1910, 433; 1911, 431.
 Actors' Fund—1902, 422; 1903, 380.
 Actors, Stage Names—1889, 186.
 Adams, J. G. B., Sketch—1894, 64.
 Addams, Jane, Sketch—1910, 331.
 Adventists—See Religion. Statistics of.
 Aeronautical Progress—1909, 315; 1910, 282; 1911, 314.
 Afghanistan—1902, 120; 1903, 169; 1904, 218; 1905, 116; 1906, 124; 1907, 114; 1908, 184; 1909, 182; 1910, 192; 1911, 126.
 Africa, Partition—1899, 100.
 African Explorations—1891, 318.
 Age, When a Man Is of—1889, 188.
 Age of Presidents at Inauguration—1886, 16.
 Agriculture, Statistics—In each volume.
 Agriculture vs. Manufactures—1898, 104.
 Aginaldo, E.—1900, 225; 1901, 260; 1902, 141.
 Aid Given Chicago in 1871—1904, 387.
 Ailes, M. E., Sketch—1902, 99.
 Air, Danger of Foul—1889, 162.
 Airship, Santos-Dumont's—1907, 251.
 Airship, Wellman—See Wellman Expedition.
 Airships, Military—1908, 130.
 Alaska, Boundary Dispute—1896, 79; 1898, 257 (map 256); Purchase, 1901, 134; Award, 1904, 135.
 Alaska—1907, 175; 1908, 241; 1909, 176; 1910, 205; 1911, 116.
 Alaska-Yukon-Pacific Expedition—1907, 470; 1908, 390; 1909, 408; 1910, 326.
 Alcohol in Beverages—1891, 102.
 Aldermen, Board of—(In each volume).
 Aldrich-Payne Tariff—1910, 37.
 Aldrich-Vreeland Law—See Currency Reform.
 Alexander, E., Sketch—1894, 60.
 Alfonso XIII.—1903, 13, 236. Attempt to Assassinate, 1906, 106; 1907, 26.
 Algerias Conference—1907, 85.
 Alger, B. A., Sketch—1898, 201; 1903, 234.
 Algeria—1906, 124; 1907, 115; 1909, 182; 1910, 192; 1911, 127.
 Allen Land Owning—1896, 81.
 Allee, J. H., Sketch—1904, 202.
 Allen, C. H., Sketch—1901, 249.
 Allen, Frederick I., Sketch—1902, 99.
 Allen, H. N., Sketch—1898, 206.
 Allied Third Party—1902, 108.

Allison, William B., Sketch—1903, 234.
 Alloys, Principal—1892, 155.
 Altgeld, Gov., to Cleveland—1895, 82, 84.
 Alumni Associations, Chicago—1903, 432; 1904, 391; 1905, 385; 1906, 448; 1908, 443; 1909, 433; 1910, 524; 1911, 501.
 Alvey, R. H., Sketch—1897, 158.
 America Cup Races—1894, 356; 1896, 376; 1899 and succeeding volumes.
 America, Discovery—1894, 199.
 American-French Arbitration—1909, 220.
 American-French Reciprocity—1909, 37.
 American Institutions, League to Protect—1893, 185; 1894, 110.
 American-Japanese Agreement—1909, 404.
 Ames, A. A., Trial—1904, 245.
 Amundsen, Road, Expedition—1907, 246; 1910, 331; 1911, 473.
 Anarchy—1902, 108, 110, 111; 1909, 110, 215, 282.
 Anderson, W. F., Sketch—1909, 332.
 Andrew, A. P., Sketch—1911, 335.
 Angell, J. B., Sketch—1898, 204.
 Anglo-Boer War—1900, 123; 1901, 104, 119; 1902, 111, 217; 1903, 210; 1905, 73; 1906, 75; 1907, 99; 1908, 135; 1909, 37; 1910, 207; 1911, 68.
 Anglo-French Treaty—1905, 176.
 Anglo-Japanese Alliance—1903, 145; 1906, 127.
 Anglo-Russian Treaty—1908, 339.
 Ankeny, Levi, Sketch—1904, 202.
 Anti-Imperialist League—1900, 123; 1901, 104, 119.
 Antiquities, American—1911, 87.
 Antitrust Conference—1900, 122.
 Aoki, Ambassador, Recalled—1908, 335.
 Apostles, Fate—1888, 128.
 Apportionment, Congressional—In each volume since 1891.
 Appropriations by Congress—(See Expenditures).
 Appropriations, Chicago—1904, 404; 1905, 415; 1907, 431; 1908, 466; 1909, 480; 1910, 486; 1911, 494.
 Appropriations, Cook County—1903, 380; 1904, 371; 1905, 374; 1907, 400; 1908, 440; 1909, 452; 1910, 464; 1911, 479.
 Appropriations, Illinois—1904, 429; 1907, 395; 1909, 431; 1910, 456; 1911, 465.
 Aqueduct, Great, in Australia—1904, 16.
 Auldaban, Loss of—1907, 101.
 Arbitration Laws of States—1895, 90.
 Arbitration Treaties—1905, 123; 1909, 220.
 Arctic and Antarctic Exploration—1892, 39; 1902, 156; 1903, 195; 1904, 342; 1905, 257; 1906, 113; 1907, 246; 1908, 134; 1909, 180; 1910, 328; 1911, 175.
 Area, Chicago, Growth of—1908, 494, 495; 1909, 494; 1910, 524; 1911, 516.
 Area, United States—1902, 86; 1903, 74; 1904, 75; 1905, 72; 1906, 71; 1907, 59; 1908, 43; 1909, 45; 1910, 83; 1911, 324.
 Areas, Comparisons (Maps)—1894, 216.
 Argentina—1902, 122; 1903, 171; 1904, 219; 1905, 117; 1906, 125; 1907, 116; 1908, 185; 1909, 183; 1910, 193; 1911, 127.
 Arizona, Admission of—1911, 42.
 Armenia and Turkey—1897, 130.
 Armenians, Massacre of—1910, 196; 1911, 71.
 Armies of Great Powers—1894, 125; 1896, 232; 1899, 97; 1902, 222; 1903, 128; 1904, 83; 1905, 90; 1906, 130; 1907, 106; 1908, 341; 1909, 150; 1910, 248; 1911, 282.
 Army Lists (Active and Retired)—In all volumes from 1886.
 Army Officers, Where Born—1899, 126.
 Army Organization—1902, 195; 1904, 184; 1905, 160; 1906, 173; 1909, 143.
 Army Staff Law—1904, 185.
 Army, United States, Strength—In each volume since 1897.
 Art Commission, Chicago—1904, 377; 1905, 390; 1906, 411.
 Art Commission, State—1910, 441.
 Art Galleries, Leading—1911, 76.
 Art Institute—1902, 406; 1903, 402; 1904, 399; 1905, 406; 1906, 401; 1907, 446; 1908, 473; 1909, 572; 1910, 558; 1911, 546.

- Art League, Municipal—1904, 396; 1905, 410; 1906, 448; 1907, 446; 1908, 488; 1909, 522; 1910, 514; 1911, 501.
- Asphalt Dispute, Venezuelan—1906, 149.
- Assassinations—1897, 251; 1902, 110; 1905, 143; 1909, 132, 172.
- Assessments, Chicago—In each volume since 1902.
- Assessments, Cook County—In each volume since 1831.
- Assessments, Illinois—In each volume since 1908.
- Assessments of Corporations—1902, 422.
- Assessments, Digest—1894, 48; 1895, 147.
- Associated Press—1903, 56; 1904, 165; 1905, 261; 1907, 117; 1908, 244; 1909, 95; 1910, 152; 1911, 201.
- Associations, National—1902, 340; 1903, 271; 1904, 429; 1905, 278; 1906, 344; 1907, 470; 1908, 162, 352; 1909, 455; 1910, 402; 1911, 556.
- Asylums, Chicago—In each volume since 1902.
- Atlanta (Ga.) Race War—1907, 242.
- Atlantic City Disaster—1907, 264.
- Atlantic Fisheries Dispute—1911, 69.
- Auditorium, Chicago—1891, 350.
- Australia, Commonwealth—1892, 61; 1902, 114; 1903, 164; 1904, 212; 1905, 110; 1906, 113; 1907, 108; 1908, 180; 1909, 178; 1910, 188; 1911, 122.
- Austria-Hungary—1902, 115; 1903, 165; 1904, 213; 1905, 111; 1906, 119; 1907, 109; 1908, 180; 1909, 178; 1910, 185; 1911, 122.
- Anstro-Serbian Dispute—1910, 126.
- Autocracy, Russian, Surrendered—1906, 311.
- Automobiles—1902, 66, 306; 1903, 269; 1908, 158, 472.
- Aviation—(See Aeronautical Progress.)
- Aylesworth, A. B., Sketch—1904, 205.
- Bacon, Robert, Sketch—1906, 298.
- Baer, George F., Sketch—1903, 238.
- Bailey, Joseph W., Sketch—1902, 99; 1908, 353.
- Baker, L., Sketch—1894, 60; 1896, 89.
- Baku Riots—1906, 311.
- Balfour, A. J., Sketch—1903, 236.
- Balkan Crisis—1909, 318.
- Ball, Lewis H., Sketch—1904, 202.
- Ballingier-Pinchof Controversy—1911, 311.
- Ballingier, R. A., Sketch—1908, 355; 1910, 33.
- Balloon Ascent, Highest—1903, 149; 1909, 153.
- Ballooning, Schools of—1908, 130.
- Ballot Reform—1892, 51; 1910, 276.
- Baltimore Fire—1905, 169.
- Banana Trade—1903, 272.
- Bank Clearings—In each volume.
- Bank Failures—1902, 338; 1903, 286.
- Bank Guaranty, Kansas—1910, 123.
- Bank Guaranty, Nebraska—1910, 125.
- Bank Guaranty, Oklahoma—1909, 106.
- Bank Notes, Life of—1899, 305.
- Banks, British Postoffice—1902, 109.
- Banks, Chicago—In each volume since 1891.
- Banks, National—In each volume since 1891.
- Banks, Savings—1894, 395; 1898, 280; 1901 and succeeding volumes.
- Baptists—See Religion, Statistics.
- Bard, T. R., Sketch—1901, 246.
- Barbers, Registration of, Illinois—1910, 441.
- Barker, Wharton, Sketch—1899, 222; 1901, 243.
- Barker-Keller Trial—1902, 107.
- Barometer Trade—1866, 191; 1908, 269; 1909, 278; 1910, 27; 1911, 176.
- Bashford, James W., Sketch—1905, 206.
- Bates, J. C., Sketch—1899, 229.
- Battle Ship Fleet Cruise—1909, 219, 1910, 260; 1911, 162.
- Bayard, T. F., Sketch—1894, 59.
- Beaublein, Alexander, Death of—1908, 62.
- Beaupre, A. M., Sketch—1904, 206.
- Beef Trust Cases—1904, 95; 1906, 350; 1907, 262.
- Beer—1891, 75; 1892, 110; 1893, 51; 1894, 31; 1895, 67.
- Belgium—1902, 115; 1903, 165; 1904, 213; 1905, 111; 1906, 119; 1907, 109; 1908, 180; 1909, 178; 1910, 185; 1911, 122.
- Bells, Great—1889, 178.
- Bender Murders—1909, 282.
- Benevolent Institutions—1907, 64.
- Bennington Disaster—1906, 162.
- Benson, Alfred W., Sketch—1907, 272.
- Bentley, C. E., Sketch—1897, 156.
- Berger, V. L., Sketch—1911, 333.
- Bering Sea Dispute—1893, 65; 1894, 37.
- Berlin, Wreck of the—1908, 169.
- Berry, Joseph H., Sketch—1905, 206.
- Berry, William H., Sketch—1906, 300.
- Beverages, Alcohol In—1891, 102.
- Beveridge, A. J., Sketch—1900, 126.
- Bialystok Massacre—1907, 270.
- Bible—1887, 13; 1894, 212; 1902, 156.
- Bibles, The Seven—1889, 53.
- Bickerdyke Memorial—1904, 363.
- Bicycle Industry—1908, 168.
- Bidwell, J., Sketch—1893, 62.
- Bidwell, J., Letter—1893, 166.
- Bigelow Defalcation—1906, 343.
- Billings, Frank, Sketch—1903, 237.
- Bimetalism—1894, 101; 1898, 262; 1899, 154; 1900, 122.
- Bird Reserves—1911, 173.
- Birds, Cage—1908, 69.
- Birds of Illinois—1909, 174.
- Births and Birth Rate—1901, 137; 1903, 93; 1904, 71; 1905, 73; 1906, 75; 1907, 57; 1908, 62; 1909, 63; 1910, 93; 1911, 134.
- Births Per Hour and Minute—1909, 63; 1910, 94.
- Birth Stones—1909, 273; 1910, 148.
- Bissell, W. S., Sketch—1894, 58.
- Ejorson, B., Death of—1911, 68.
- Black, John C., Sketch—1904, 206; 1911, 182.
- Blackburn, J. C. S., Sketch—1901, 246.
- Blanchard, N. C., Sketch—1895, 105.
- Blierot Flies Over English Channel—1910, 253.
- Blind and Deaf in Chicago—1905, 433; 1910, 510.
- Bliss, C. N., Sketch—1898, 202.
- Bluefields Incident—1895, 233.
- Bokhara—1902, 120; 1903, 169; 1904, 218; 1905, 116; 1906, 124; 1907, 114; 1908, 184; 1909, 182; 1910, 192; 1911, 126.
- Dollvia—1902, 122; 1903, 171; 1904, 219; 1905, 117; 1906, 125; 1907, 116; 1908, 185; 1909, 183; 1910, 193; 1911, 127.
- Bonaparte, C. J., Sketch—1906, 298.
- Bond Bill—1887, 111.
- Bond Syndicate—1896, 191.
- Book, Smallest in World—1902, 65.
- Books, Most Popular—1902, 218.
- Books Produced in 1901—1903, 118.
- Books, Rare, of the World—1902, 136; 1908, 217.
- Borah, W. E., Sketch—1908, 353.
- Bosnia, Annexation by Austria—1909, 318.
- Bosshietter Trial—1902, 107.
- Bottles, Drift of Floating—1902, 64.
- Boulevards—See Chicago Parks and Boulevards.
- Bourne, J., Sketch—1908, 353.
- Bowen, W. H., Sketch—1904, 204.
- Bowers, L. W., Sketch—1910, 391.
- Boxer Indemnity—1908, 191; 1909, 163.
- Boxers, The—1901, 269.
- Boxes, Capacity—1889, 189.
- Boycott, Chinese—1906, 351.
- Boycotting (Danbury case)—1909, 256.
- Bovertown (Pa.) Fire—1909, 260.
- Bradley, W. O., Sketch—1896, 93; 1909, 322.
- Braga, T., Sketch—1911, 233.
- Bragg, E. S., Sketch—1903, 235.
- Brandege, Frank B., Sketch—1906, 297; 1910, 391.
- Brazil—1902, 122; 1903, 171; 1904, 219; 1906, 125; 1907, 116; 1908, 185; 1909, 183; 1910, 193; 1911, 127.
- Breckinridge, C. R., Sketch—1895, 105.
- Breckinridge, J. C., Sketch—1899, 227.
- Brennan's Monorail—1908, 243.
- Fridge Disaster, Quebec—1908, 398.
- Bridges, Great—1898, 245; 1903, 193; 1905, 102; 1909, 264.
- Bridges, New York—1909, 246.
- Briggs, F. O., Sketch—1908, 353.
- Bristol, F. M., Sketch—1909, 322.
- British Budget Dispute—1910, 431.
- Broadhead, J. O., Sketch—1894, 60.
- Brodie, Alexander O., Sketch—1902, 99.
- Brokers' Technicalities—1893, 75.
- Brooke, J. R., Sketch—1899, 227.
- Broom Corn Production—1907, 470.
- Broward, N., Sketch—1911, 233.
- Brown, Arthur, Sketch—1897, 160.
- Brown, Elmer E., Sketch—1907, 272.
- Brown, George N., Sketch—1902, 99.
- Brown, Norris, Sketch—1908, 353.
- Brown, W. C., Sketch—1910, 391.
- Brownsville Affair—1910, 65.
- Brussels Exposition Fire—1911, 52.
- Bryan, C. P., Sketch—1898, 206; 1904, 204.
- Bryan, W. James, Sketch—1909, 322.
- Bryan, W. J., Sketch—1907, 154; 1901, 242; 1909, 321.
- Bryan's New York Speech—1908, 80.
- Bubonic Plague in India—1906, 76.

- Bucharest's Population—1902, 218.
 Buchtel, Henry A., Sketch—1907, 273.
 Buck, A. E., Sketch—1898, 205.
 Buck's Stove Company Boycott—1910, 275.
 Buckner, S. B., Sketch—1897, 157.
 Buffalo, American—1903, 260.
 Builders, Hints for—1887, 7.
 Building, Tallest—1903, 102; 1908, 105.
 Buildings, High, in New York—1906, 348.
 Buildings, Notable, Chicago—1910, 515.
 Bulgaria—1902, 115; 1903, 165; 1904, 213; 1906, 119; 1907, 103; 1908, 181; 1909, 179; 1910, 189; 1911, 123.
 Bulgarian Independence Proclaimed—1909, 318.
 Bulkeley, Morgan G., Sketch—1906, 297.
 Burke, John, Sketch—1911, 333.
 Burkett, Elmer J., Sketch—1906, 297.
 Burnham, Henry E., Sketch—1902, 99; 1908, 353.
 Burr, William H., Sketch—1905, 205.
 Burrows, J. C., Sketch—1896, 89.
 Burt, William, Sketch—1905, 23.
 Burton, C. G., Sketch—1908, 353.
 Burton, Joseph R., Sketch—1902, 99.
 Burton, T. E., Sketch—1910, 391.
 Bushel Weights, Illinois—1903, 195.
 Bushel Weights, Statutory—1905, 23; 1906, 19; 1907, 21; 1908, 330; 1909, 277; 1910, 151; 1911, 181.
 Bushnell, A. S., Sketch—1896, 93.
 Butler, Marlon, Sketch—1896, 90; 1899, 228.
 Butler, N. M., Sketch—1903, 237.
 Butterworth, R., Sketch—1888, 207.
 Cabinets, United States—In each volume since 1901.
 Cables of the World—1903, 102; 1904, 136; 1907, 86; 1908, 42.
 Caffery, D., Sketch—1901, 246.
 Calabria, Earthquakes in—1806, 319; 1911, 86.
 Camden, J. N., Sketch—1894, 64.
 Campbell, T. L., Sketch—1901, 249.
 Canada—1902, 114; 1903, 164; 1904, 212; 1905, 110; 1907, 108; 1908, 179; 1909, 177; 1910, 187; 1911, 121.
 Canadian-American Commission—1899, 159.
 Canadian Sunday Law—1907, 132.
 Canal, Drainage—See Sanitary District.
 Canal, Henepein, Opened—1908, 231; 1911, 94.
 Canal, Isthmian—1892, 60; 1900, 115; 1901, 280, 298.
 Treaty, 1902, 331. Bill for, 1903, 145; 1904, 250; 1905, 139; 1906, 133; 1907, 108; 1908, 232; 1909, 170; 1910, 180; 1911, 63.
 Canal, New York State—1909, 10; 1910, 184; 1911, 94.
 Canal, Suez—1904, 15.
 Canals and Rivers—1899, 273; 1900, 118, 140.
 Canals, Great Shlp—1903, 17; 1904, 19; 1905, 21; 1907, 18; 1908, 43; 1909, 279; 1910, 184; 1911, 94.
 Canals in the United States—1909, 89; 1910, 183; 1911, 93.
 Cannon, F. J., Sketch—1897, 160.
 Canteen, Army—1901, 160.
 Cape of Good Hope—1906, 124; 1909, 183; 1910, 192.
 Capital, National—1899, 181; 1900, 93; 1909, 268.
 Capital Punishment—1906, 136; 1907, 55; 1908, 32; 1909, 285; 1910, 168; 1911, 136.
 Capital Stock Assessment—1906, 390.
 Capitol in Washington—1908, 63; 1909, 124; 1910, 276.
 Car, Capacity—1887, 17.
 Car Ferry Wreck—1911, 345.
 Carlisle, J. G., Sketch—1894, 57.
 Carlos I. Assassinated—1909, 132.
 Carlos, Don, Death of—1910, 179.
 Carmack, Edward W., Sketch—1902, 59.
 Carnegie, Andrew, Gifts—1902, 68; 1904, 250; 1905, 240.
 Carnegie Foundation—1906, 359; 1907, 248; 1908, 133; 1909, 263; 1910, 132; 1911, 86.
 Carnegie Hero Fund—1905, 261; 1906, 360; 1907, 247; 1909, 261; 1910, 217; 1911, 83.
 Carnegie Institution—1903, 44; 1904, 126; 1905, 86; 1906, 358; 1907, 103; 1908, 132; 1909, 263; 1910, 105; 1911, 122.
 Carnegie Libraries—1910, 218.
 Carnegie Peace Fund—1911, 451.
 Carr, Gen. E. A., Sketch—1893, 63.
 Carroll, George W., Sketch—1905, 203.
 Cartago Earthquake—1911, 40.
 Carter, G. R., Sketch—1904, 204.
 Carter, T. H., Sketch—1899, 89; 1906, 297.
 Castro, President, Deposed—1910, 209.
 Catchings, Cleveland to—1895, 126.
 Cathedrals, Great—1891, 334.
 Catholic Church—See Religion, Statistics.
 Cemeteries, Chicago—In each volume since 1902.
- Cemeteries, National—1904, 405; 1905, 282; 1906, 360; 1907, 245; 1908, 32; 1909, 229; 1910, 433; 1911, 336.
 Census Bureau—1901, 308.
 Census, Quinquennial—1896, 194.
 Census, School, Chicago—1905, 431; 1907, 423; 1908, 473; 1909, 465; 1910, 609; 1911, 578.
 Census, Thirteenth United States—1910, 206; 1911, 432.
 Centenaries in United States—1908, 224; 1909, 264; 1910, 390; 1911, 274.
 Centenary Celebrations in 1909—1910, 64.
 Central American War—1908, 188.
 Century, Beginning of—1901, 184.
 Chaffin, E. W., Sketch—1909, 231.
 Chaffee, A. R., Sketch—1899, 228.
 Chamberlain, G. E., Sketch—1910, 391.
 Chamberlain, J. C., Resignation—1904, 245.
 Chamberlin, T. C., Sketch—1909, 322.
 Charcot Expedition—1911, 175.
 Charlites, Cook County—1910, 466; 1911, 481.
 Charlites, Illinois—1908, 429; 1909, 417; 1910, 435, 441.
 Charity Organizations—1902, 406; 1903, 394; 1904, 403; 1906, 452; 1907, 445; 1908, 402; 1909, 542; 1910, 528; 1911, 508.
 Charles, Prince, Sketch—1906, 300.
 Charter Amendment, Chicago—1906, 379.
 Charter, New, for Chicago—1904, 360; 1905, 429; 1906, 421; 1907, 468. Defeated, 1908, 495; 1910, 522; 1911, 544.
 Chelsea (Mass.) Fire—1909, 187.
 Chemicals, Common Names—1885, 9.
 Cherry Mine Disaster—1910, 405.
 Chicago at a Glance—1910, 454; 1911, 491.
 Chicago, Centers of—1909, 44; 1910, 483.
 Chicago Civic Federation—1898, 402.
 Chicago City Officials—In each volume.
 Chicago Election Returns—In each volume.
 Chicago Elevators—1891, 340.
 Chicago Grain and Produce Statistics—In each volume from 1891.
 Chicago, Growth—1891, 342; 1902, 50. (See, Area, Chicago Growth of.)
 Chicago, Map of—1904, 407.
 Chicago, Mayors—In each volume.
 Chicago, Nationality of Voters—1899, 157; 1894, 318.
 Chicago, Notable Buildings—1891, 352; 1892, 278; 1893, 321; 1894, 376; 1895, 408; 1896, 414; 1897, 443; 1898, 298; 1910, 515; 1911, 574.
 Chicago Officials—In each volume.
 Chicago Parks and Boulevards—In each volume since 1891.
 Chicago Plan—1910, 514.
 Chicago, Points of Interest in—1906, 416; 1908, 489; 1909, 470; 1910, 490; 1911, 536.
 Chicago, Progress of—1909, 542; 1910, 528; 1911, 572.
 Chicago, Valuation—In each volume since 1903.
 Chicago Voters' League—1898, 404.
 Chicago Weather—In each volume since 1900.
 Chicagoans, Old—1909, 355; 1910, 544; 1911, 618.
 Children in Flats—1910, 443.
 Child-Labor Law, Illinois—1904, 262.
 Child-Labor Statistics—1908, 169; 1909, 163.
 Chile—1902, 122; 1903, 171; 1904, 219; 1905, 117; 1906, 470; 1907, 116; 1908, 185; 1909, 183; 1910, 193; 1911, 128.
 Chilean Difficulty with United States—1893, 66.
 Chilean War—1892, 59.
 Chimney, Highest—1907, 13.
 China—1902, 120, 333; 1903, 170; 1904, 218; 1905, 116; 1906, 124; 1907, 114; 1908, 184; 1909, 182; 1910, 192; 1911, 126.
 China, Death of Emperor and Empress—1909, 162.
 China, Japan and Korea—1895, 235; 1896, 76.
 China, Missions—1901, 275.
 China, Partition—1899, 97.
 China, War—1901, 269, 271, 291; 1902, 333.
 Chinese Calendar—In each volume since 1905.
 Chinese in United States—1902, 54; 1904, 64.
 Chinese Railway Loan—1910, 216; 1911, 327.
 Chinese Registration—1894, 201; 1895, 368.
 Chinese Treaty, The—1895, 365.
 Choate, J. H., Sketch—1900, 124.
 Cholera, Asiatic—1886, 79. In Russia, 1909, 319; epidemic, 1911, 133.
 Cholera, How to Escape—1893, 108.
 Cholera Mixture—1888, 128.
 Christian IX., Death of—1907, 72.
 Christian Population—1901, 145; 1902, 149.
 Christianity, Growth—1896, 103.

- Church Days—Pages 3 to 7 in each volume.
 Churches—See Religion, Statistics.
 Churches, Capacity—1893, 114.
 Cincinnati, Society of the—See Societies, Patriotic.
 Cisterns, Capacity—1889, 189.
 Cities, Altitude—1892, 351.
 Cities, Growth—1900, 265; 1902, 50; 1903, 82.
 Cities, Largest—1888, 2; 1903, 187; 1904, 150; 1905, 68; 1906, 76; 1907, 55; 1908, 53; 1909, 49; 1910, 87; 1911, 308.
 Cities, Popular Names—1889, 180; 1891, 118; 1896, 50.
 Cities, Population of—See Population.
 Cities, Statistics of—1891, 99; 1903, 106; 1904, 76; 1906, 64; 1907, 52; 1908, 53; 1909, 55; 1910, 423; 1911, 320.
 Citizen, How to Become a—1896, 228.
 Citizens, Who Are—1908, 167; 1909, 41; 1910, 79; 1911, 103.
 City Officials, Chicago—In each volume.
 Civil Service, Chicago—1896, 214; 1905, 381; 1906, 411; 1907, 416.
 Civil Service, Illinois—1906, 388; 1907, 394; 1908, 428.
 Civil Service, United States—1904, 101; 1905, 17; 1906, 49; 1907, 130; 1908, 196; 1909, 216; 1910, 74; 1911, 85.
 Civil-War Survivors—1904, 22; 1905, 122; 1906, 26; 1907, 32; 1908, 98; 1909, 116; 1910, 320; 1911, 326.
 Clapp, Moses E., Sketch—1902, 99.
 Clark, Charles E., Sketch—1903, 236.
 Clark, E. C., Sketch—1899, 224.
 Clark, Edgar E., Sketch—1903, 238.
 Clark, Senator, Case—1901, 122.
 Clark, W. A., Sketch—1900, 127.
 Clarke, James P., Sketch—1903, 234; 1910, 391.
 Clarkson, T. S., Sketch—1897, 162.
 Clay, A. S., Sketch—1897, 161; 1898, 207.
 Clayton, Powell, Sketch—1899, 204.
 Clemenceau Cabinet, Fall of—1910, 260.
 Clemens, Samuel, Death—1911, 170.
 Cleveland, Grover, Letters—1893, 163; 1895, 83, 84.
 Cleveland, Grover, Sketch—1893, 61. Death of, 1909, 215.
 Cleveland, Messages—1895, 109.
 Climate of United States—In each volume from 1890.
 Clubs, Chicago—In each volume since 1902.
 Clyde Shipbuilding—1903, 148.
 Coal Miners' Strike—1893, 242; 1903, 191; 1904, 102.
 Coal, Production—1888, 10; 1892, 102; 1893, 59; 1895, 245; 1898, 396, and in succeeding volumes.
 Coal Production, Illinois—1905, 373; 1906, 437; 1907, 440; 1910, 521; 1911, 466.
 Coal Production, World's—1903, 410.
 Coal Supply, Estimated—1910, 173.
 Coal Trust—1908, 234.
 Coast Line of United States—1909, 32; 1910, 142; 1911, 269.
 Coburn, Foster D., Sketch—1907, 272.
 Coffee, Consumption—1898, 51; 1900, 49; 1903, 72, and in succeeding volumes.
 Coffee Production—1905, 233.
 Coffee Trade—1900, 75; 1908, 152.
 Coghlan, J. B., Sketch—1899, 244. Death, 1909, 411.
 Coinage, History of Our—1892, 27.
 Coinage Laws—1897, 65.
 Coinage of Nations—1894, 180; 1899, 82, and in succeeding volumes.
 Coinage, United States—In each volume since 1893.
 Coinage, World's—1898, 78; 1900, 81; 1902, 24; 1903, 47; 1905, 77; 1907, 90, and in succeeding volumes.
 Coin Equivalents—1896, 55.
 Coins, About—1887, 9; 1893, 108; 1908, 165.
 Coins, Value of Foreign—In each volume since 1890.
 College Colors—1905, 360; 1907, 61; 1908, 129; 1909, 154; 1910, 205; 1911, 90.
 Colleges and Universities—1890, 166; 1896, 202; 1897, 49, 87; 1898, 87, and in succeeding volumes.
 Collier, W. M., Sketch—1906, 298.
 Collinwood (O.) Disaster—1909, 243.
 Colombia—1902, 122; 1903, 171; 1904, 219; 1905, 113; 1906, 126; 1907, 116; 1908, 186; 1909, 184; 1910, 193; 1911, 128.
 Colombia-Venezuela Dispute—1902, 218.
 Colonial Policy—1901, 64.
 Colonial System of World—1899, 138; 1900, 146, and in succeeding volumes.
 Colonial Wars, Society of—See Societies, Patriotic.
 Colorado Railroad Wreck—1907, 117.
 Columbia, Wreck of the—1908, 234.
 Columbus Memorial, Washington—1908, 75.
 Comet, A, of 1910—1911, 32.
 Comet, Halley's—1909, 26; 1910, 332; 1911, 32.
 Commerce and Labor Department—1904, 100, 160.
 Commerce Court Law—1911, 34.
 Commerce, Trade and Manufactures, Statistics—In each volume from 1891.
 Commission, Order of Government—1910, 520; 1911, 46.
 Committees, Political, Cook County—In each volume from 1890.
 Committees, Political, Illinois—In each volume from 1886.
 Committees, Political, National—In each volume from 1886.
 Committees, Political, State Central—1886, 64; 1887, 64; 1888, 67; 1889, 32; 1890, 73; 1891, 190; 1892, 172; 1893, 177; 1894, 153; 1895, 214; 1896, 150; 1899, 424.
 Compass, Watch as a—1892, 51.
 Confederate Pensions—1898, 17.
 Congregational Churches—See Religion, Statistics of.
 Congress, Contested Seats—1901, 122.
 Congress, Parties in—1896, 157; 1908, 79; 1909, 423.
 Congress, United States—In every volume.
 Congress, Work of—See Legislation.
 Congressional Districts—Chicago, 1903, 375; 1904, 416 (map); 1905, 407, 438. Illinois, 1904, 349 (map); 1905, 375. New, 1902, 102. See election returns in each volume for districts in all states.
 Congratulatory Statistics—1895, 72; 1904, 68; 1905, 63; 1906, 62.
 Constitution, United States—1889, 170; 1908, 33; 1909, 33; 1911, 440.
 Consular Reorganization—1907, 175.
 Consuls, United States—In each volume from 1886.
 Consuls in Chicago—In each volume since 1903.
 Convention, Reciprocity—1906, 142.
 Conventions, Political (platforms, etc.), National—In each volume.
 Conventions, Political, State—In each volume from 1886.
 Convicts and Convict Labor—1898, 93.
 Convicts in Penitentiaries—1892, 98; 1898, 96.
 Cook Arctic Expedition—1908, 135; 1910, 328. Sketch of F. A. Cook, 1910, 391. Cook Discredited, 1911, 175.
 Cook County Civil List—In each volume from 1888.
 Cook County Bonded Debt—In each volume from 1890.
 Cook County Elections—In each volume.
 Cook County Officials—In each volume.
 Cookery, Scientific—1887, 10.
 Cooley, E. G., Sketch—1908, 353.
 Copyright Rules—1896, 225; 1902, 75; 1903, 96; 1904, 26; 1906, 345; 1907, 61; 1908, 67; 1909, 252; 1910, 65; 1911, 79.
 Copper, Production—See Mineral Products.
 Corbett, W. H., Sketch—1898, 209.
 Cork, Production—1903, 69.
 Corn—See Agriculture, each volume.
 Corn for Fuel—1898, 101.
 Corn, To Measure—1888, 11.
 Corporation Tax, Federal—1910, 59, 473.
 Corregan, Charles H., Sketch—1905, 204.
 Cortelyou, G. B., Sketch—1901, 249; 1904, 204.
 Cost of Living—1902, 215; 1904, 174; 1908, 197, 63; 1911, 53.
 Costa Rica—1902, 121; 1903, 171; 1904, 219; 1905, 119; 1906, 123; 1907, 116; 1908, 186; 1909, 184; 1910, 194; 1911, 128.
 Cotton—See Agriculture.
 Cotton and Its Uses—1909, 64.
 Cotton Spinners' Strike—1895, 89.
 Cotton States Exposition—1896, 97.
 Coudert, F. R., Sketch—1897, 159.
 Countries Compared—1894, 216.
 Country Life, Report on—1910, 174.
 Country, Size of Our—1888, 17.
 Country, The Indian—1889, 186.
 County Buildings, Cook—1903, 376; 1904, 368; 1905, 382; 1906, 401; 1907, 412, and succeeding volumes.
 County Officials—In each volume.
 County Officers, Illinois—1894, 171; 1899, 289; 1900, 249; 1909, 438; 1910, 450.
 Court, Municipal, Chicago—1906, 380, and succeeding volumes.
 Courts, Cook County—In each volume.
 Courts, Illinois—In each volume.
 Courts, United States—In each volume.
 Cox, William W., Sketch—1905, 204.
 Coxeyism—1896, 94.
 Craighill, W. P., Sketch—1896, 88.
 Crane, Winthrop M., Sketch—1905, 205; 1908, 254.

- Cranfill, J. B., Sketch—1893, 61.
 Cranston, E., Sketch—1897, 162.
 Crawford, Coe I., Sketch—1907, 274; 1910, 391.
 Creed Revision—1892, 45.
 Crete, Greece and Turkey—1898, 249.
 Crib Disaster in Chicago—1910, 384.
 Crime, Statistics of—1908, 585; 1909, 267; 1910, 167; 1911, 135.
 Cripples in Chicago—1905, 433; 1906, 440; 1911, 586.
 Crisis, Financial, in 1907—1908, 357.
 Crop Statistics—In each volume.
 Cronin Case Chronology—1890, 173.
 Cruce, Lee, Sketch—1911, 333.
 Cuba—1899, 122; 1900, 141; 1901, 251; 1902, 141; 1903, 161; 1904, 208; 1905, 119; 1906, 126; 1907, 117; 1908, 187; 1909, 184; 1910, 194; 1911, 128.
 Cuba, Constitutional Convention—1901, 254; 1902, 144.
 Cuba, Map—1899, 122.
 Cuba, Postal Frauds—1901, 253.
 Cuba, Revolt In—1896, 93; 1897, 135; 1898, 275; 1899, 103; 1907, 248.
 Cuban Reciprocity Treaty—1904, 221.
 Cuban Self-Government Restored—1910, 196.
 Cudahy Kidnaping Case—1910, 112.
 Culberson, C. A., Sketch—1900, 123.
 Culom, S. M., Sketch—1906, 354.
 Cummins, Albert B., Sketch—1907, 273; 1910, 391.
 Currency Reform—1901, 127; 1908, 364; 1909, 166.
 Currency, Value in Gold—1899, 254.
 Curry, J. L. M., Sketch—1903, 236.
 Curtis, Charles, Sketch—1908, 354.
 Curtis, W. E., Sketch—1894, 62.
 Customs Court—1910, 59.
 Czar, Peace Declaration of—1899, 102.
 Czar's Address to Duma—1907, 268.
 Czolgosz, Leon—1902, 109.
 Daily News, Visit to The—1885, 59; 1886, 90.
 Dakota, Facts About—1899, 180.
 Danbury Hat Case—1909, 256; 1911, 111.
 Danish West Indies Treaty—1903, 156.
 Dates of Recent Events—In each volume since 1904.
 Davidson, James O., Sketch—1907, 274.
 Davis, George W., Sketch—1905, 205.
 Davis, Henry G., Sketch—1905, 203.
 Davis, Jefferson, Sketch—1908, 354.
 Davis, Will J., Trial—1908, 78.
 Dawson, T. C., Sketch—1910, 68.
 Day Line, The—1888, 13.
 Day, To Find the—1891, 141.
 Day, W. R., Sketch—1899, 221; 1904, 204.
 Day, When It Begins—1894, 204.
 Daylight Saving Movement—1910, 68.
 Days, Unlucky—1888, 10.
 Deaf and Blind in Chicago—1905, 433; 1906, 440; 1909, 458; 1910, 510; 1911, 586.
 Deaf in United States—1907, 242; 1910, 113; 1911, 445.
 Deaf-Mute Schools—1892, 96.
 Death, Damages for—1904, 363.
 Death Rate—1902, 81; 1903, 92; 1904, 71; 1905, 73; 1906, 68, 75; 1907, 57; 1908, 62; 1909, 62; 1910, 92; 1911, 128.
 Death Roll—In each volume from 1890.
 Deboe, W. J., Sketch—1898, 208.
 Debs, E. V., Sketch—1901, 245; 1905, 204; 1909, 322.
 Debt and Wealth of Nations—1894, 101; 1898, 142; 1900, 153.
 Debt, Bonded, of States—1893, 53.
 Debt, Chicago City—In each volume from 1890.
 Debt, Cook County—In each volume from 1891.
 Debt, National—In each volume from 1887.
 Debts, National—In each volume since 1902.
 Debts of American Cities—In each volume since 1903.
 Debts of States per Capita—1892, 97; 1893, 53.
 Debts, State and County—1907, 260.
 Deceased-Wife's-Sister Law—1908, 73.
 Declaration of Independence—1908, 31.
 Decorations for Chicagoans—1906, 458; 1908, 507; 1909, 491; 1910, 501; 1911, 552.
 Deep-Sea Depths—1895, 163.
 Deep Waterways—1898, 236.
 Devaluations in 1893—1894, 374.
 Defenbach-Unger Trial—1902, 107.
 De Lome Letter—1899, 109.
 Deneen, Gov., on Deep Waterways—1908, 399.
 Denmark—1902, 116; 1903, 165; 1904, 213; 1905, 112; 1906, 119; 1907, 110; 1908, 181; 1909, 179; 1910, 189; 1911, 123.
 Depew, C. M., Sketch—1900, 128.
 Derby, American—See Sporting Records.
 Des Moines Plan of City Government—1909, 237.
 Dewey, George, Sketch—1899, 115, 222, 319.
 Diamonds, Celebrated—1902, 98; 1906, 132; 1907, 97; 1908, 122; 1909, 332; 1910, 148; 1911, 182.
 Diamonds, Weight of—1904, 16; 1905, 22; 1906, 18; 1907, 176; 1908, 161; 1909, 30; 1910, 259; 1911, 92.
 Dick, Charles, Sketch—1905, 205.
 Dickinson, J. M., Sketch—1910, 33.
 Dickinson, J. McG., Sketch—1903, 354.
 Diet for Fleshy Persons—1903, 148.
 Dietrich, Charles H., Sketch—1902, 99.
 Digestion, Time Required for—1886, 83; 1903, 55.
 Dillingham, W. P., Sketch—1901, 246; 1909, 322.
 Dillon, Lou, Pedgree—1904, 228.
 Dingley Tariff Bill—1908, 69.
 Diplomatic and Consular Service—In each volume from 1886.
 Disarmament of Europe—1899, 102.
 Diseases, Contagious and Eruptive—1886, 82.
 Distance and Sight—1890, 181.
 Distances Between Cities—1907, 56; 1908, 57; 1909, 61; 1910, 178; 1911, 181.
 Distances from Chicago—1902, 420; 1904, 427; 1905, 379.
 Distances Seen on Lakes—1903, 136; 1909, 154; 1910, 30; 1911, 88.
 Distances to Insular Possessions—1902, 148; 1903, 162; 1904, 171; 1905, 22.
 Divorce Laws—1893, 84; 1902, 140; 1903, 180; 1904, 84; 1905, 74; 1906, 150; 1907, 184; 1908, 163; 1909, 275; 1910, 215; 1911, 134.
 Divorce Statistics—1910, 214; 1911, 133.
 Dix, John A., Sketch—1911, 333.
 Dixon, J. M., Sketch—1908, 354.
 Dole, S. B., Sketch—1901, 248.
 Dollar, Bullion Value—1892, 200.
 Dollar, Silver in at—1894, 198.
 Dolliver, J. P., Sketch—1901, 246; 1903, 234; 1908, 354.
 Don Carlos, Death of—1910, 179.
 Donnelly, L., Sketch—1899, 222; 1901, 244.
 Dowle, J. A., Death of—1908, 171.
 Drago Doctrine—1907, 66; 1908, 22; 1909, 32; 1910, 323; 1911, 68.
 Drainage Canal, Chicago—In each volume since 1891.
 Drainage Decision—1907, 395.
 Drake, F. M., Sketch—1896, 92.
 Draper, W. F., Sketch—1898, 204.
 Dreyfus Case—1907, 261.
 Drink Bill of Nation—1905, 52.
 Drink Statistics—1905, 86.
 Drought in 1910—1911, 84.
 Drunkenness and Crime—1888, 124.
 Dryden, J. F., Sketch—1903, 234.
 DuBois, F. T., Sketch—1902, 98.
 Dudley, J. B., Sketch—1898, 206.
 Duma, Russian—1906, 311; 1907, 268; 1908, 190; 1909, 319.
 Dunn, E., Sketch—1894, 60.
 Du Pont, Henry A., Sketch—1907, 272.
 Durand, E. D., Sketch—1910, 332.
 Duties on Imports—1889, 23; 1890, 11; 1891, 141; 1895, 140; 1901, 12; 1903, 59, and in succeeding volumes.
 Dyer, N. M., Sketch—1889, 223.
 Earth, Age of—1889, 162.
 Earthquake, Cartago—1911, 140.
 Earthquake in Kingston, Jamaica—1908, 177.
 Earthquake in San Francisco—1907, 265.
 Earthquake in Sicily and Calabria—1909, 414; 1910, 324.
 Earthquake in Valparaiso—1907, 264.
 Earthquakes—1906, 319, 347; 1908, 272; 1909, 213; 1910, 824; 1911, 86.
 East River Bridges, New York—1906, 28; 1909, 246.
 Eastern Question—1896, 249.
 Eastman Murder Trial—1902, 107.
 Eberhart, A. O., Sketch—1911, 333.
 Eclipses—See Calendar in each volume.
 Ecuador—1902, 122; 1903, 171; 1904, 219; 1906, 126; 1907, 116; 1908, 186; 1909, 184; 1910, 193; 1911, 128.
 Eddy, Mary Baker, Libel Case—1902, 107. Suit Against, 1908, 354. Death of, 1911, 408.
 Education and War—Cost of—1895, 366.
 Education Board, General—1909, 266; 1910, 325.
 Education, Board of, Chicago—1902, 396; 1903, 389; 1904, 384; 1905, 411; 1906, 417; 1907, 425; 1908, 453; 1909, 471; 1910, 491.
 Education, Statistics of—See Colleges and Universities, and Schools.
 Edward VII.—1902, 99, 136, 196; 1903, 181.

- Egan, M. F., Sketch—1908, 354.
 Egypt—1902, 121; 1904, 218; 1905, 117; 1906, 124; 1907, 115; 1908, 185; 1909, 183; 1910, 192; 1911, 127.
 Election Calendars—1905, 262, 417; 1906, 405, 406; 1907, 256, and in succeeding volumes.
 Election Precincts in Chicago—1904, 382; 1905, 417.
 Elections, States, Territories and Local—in every volume.
 Electoral College, The—in each volume since 1902.
 Electoral Vote—1892, 64; 1894, 388; 1896, 404; 1898, 127, and in succeeding volumes.
 Electrical Units—1908, 269.
 Electricity, Progress in—1902, 95.
 Elevation, Highest, in States—1910, 248.
 Elliot "Five-Foot" Library—1910, 401.
 Elkins Rebate Law—1904, 97.
 Elkius, S. B., Sketch—1896, 91; 1908, 354.
 Ellis Glenn Trial—1902, 107.
 Ellis, S. H., Sketch—1901, 245.
 Employers' Associations—1905, 179, 430.
 Employees, City, Number—1904, 580; 1905, 412; 1908, 443; 1909, 455; 1910, 482; 1911, 457.
 Endicott, Mordecai, Sketch—1906, 299.
 Engravings, To Transfer—1889, 162.
 Episcopal Church—See Religion, Statistics of.
 Ernst, Oswald H., Sketch—1906, 299.
 Esperanto Simplified—1911, 82.
 Eustis, J. B., Sketch—1894, 59.
 Evans, H. C., Sketch—1903, 235.
 Evans, R. D., Sketch—1899, 225.
 Events, Domestic and Foreign—in each volume.
 Ewing, J. S., Sketch—1894, 59.
 Excise Laws—1896, 221.
 Exclusion Law—1908, 340.
 Exemptions, Digest of—1894, 53.
 Expectation of Life—1886, 15.
 Expenditures and Receipts of the Government—in each volume since 1891.
 Exports and Imports of Merchandise and Gold and Silver—in each volume from 1891.
 Exposition, Lewis and Clark—1905, 138; 1906, 349.
 Exposition, St. Louis—1903, 127; 1904, 222; 1905, 368.
 Expositions, National—1908, 352; 1909, 333.
 Express Business—1911, 70.
 Facts Briefly Stated—1888, 127.
 Failures—in each volume since 1894.
 Fairbanks, C. W., Sketch—1898, 208; 1904, 202; 1905, 203.
 Falconio, D., Sketch—1903, 237.
 Fallieres, C. A., Sketch—1907, 274. Attempt to Kill, 274.
 Fame, Hall of—1902, 72; 1906, 352; 1907, 151; 1908, 66; 1909, 217; 1910, 322; 1911, 274.
 Families and Homes—1904, 74, 382; 1905, 71; 1906, 70; 1907, 58; 1908, 58; 1909, 59; 1910, 91.
 Famine in Sweden and Finland—1904, 122.
 Fares, Hack and Cab, Chicago—in each volume since 1902.
 Farley, J. M., Sketch—1903, 237.
 Farmers' Organizations—1891, 116; 1892, 186, 190; 1893, 235, 285; 1894, 181; 1895, 224; 1896, 230; 1897, 178; 1898, 140.
 Farms in the United States—1903, 70; 1904, 48; 1905, 42; 1906, 33; 1907, 71; 1908, 117; 1909, 75; 1910, 99; 1911, 144.
 Fastest Ocean Passages—1894, 106; 1904, 122, and in succeeding volumes.
 Ferguson Monument Fund—1906, 360, and in succeeding volumes to 1910.
 Field Museum—in each volume since 1902.
 Field, J., Sketch—1893, 62.
 Field, Marshall, Death and Will of—1907, 438.
 Figures, Curiosities of—1890, 188.
 Finances, State and Municipal—1897, 147.
 Finland, Famine in—1904, 122.
 Fire Marshal, Illinois—1910, 449.
 Fires and Fire Losses—in each volume since 1902.
 Fisheries Dispute—1892, 44; 1893, 65; 1894, 37. Settled, 1511, 69.
 Fisheries, Mississippi—1902, 215.
 Fisheries, Lake—1903, 272.
 Flag, History of Our—1892, 92; 1909, 264.
 Flags, Special United States—1898, 255.
 Flint, Frank P., Sketch—1906, 297.
 Flood, Johnstown—1890, 167.
 Flood in Mexico—1910, 95.
 Flood in Paris—1911, 92.
 Flood in Pittsburgh—1908, 152.
 Folks, Homer, Sketch—1911, 333.
 Food Consumed—1901, 136.
 Foraker, J. B., Sketch—1897, 160; 1903, 234.
 Foreign-Born Population—in each volume since 1904.
 Foreign-Born Population, Chicago—1899, 466; 1904, 381, and in succeeding volumes.
 Foreign Carrying Trade—in each volume from 1889.
 Foreign Countries, Area, Population, etc.—1886, 86; 1890, 20; 1896, 62, and in succeeding volumes.
 Forests and Forest Reservations—1889, 23; 1903, 197; 1904, 428; 1906, 392; 1908, 121, 123; 1909, 76; 1910, 171; 1911, 306, 309.
 Forest Preserve, Cook County—1911, 503.
 Forest Resources of United States—1910, 171.
 Formosa, Earthquake in—1907, 267.
 Fossburgh Murder Trial—1902, 107.
 Foss, Eugene N., Sketch—1911, 333.
 Foster, A. G., Sketch—1900, 128.
 Foster, M. J., Sketch—1901, 302.
 Fountains in Chicago—1902, 395; 1903, 398; 1907, 446, and in succeeding volumes.
 France—1902, 116; 1903, 166; 1904, 214; 1906, 112; 1908, 120; 1907, 27, 110; 1908, 181; 1910, 189; 1911, 123.
 France and Siam—1894, 68.
 France and Turkey—1902, 217.
 Franchises, Street-Car, Chicago—1906, 446; 1907, 440.
 Francis, Charles S., Sketch—1902, 99; 1907, 273.
 Franco-Japanese Agreement—1908, 189.
 Franco-Moroccan Trouble—1903, 244.
 Fraternal Societies—See Societies, Secret.
 Frederick VIII., Sketch—1907, 274.
 Free List in New Tariff—1910, 53.
 Freight Rates—1891, 302.
 French Church Law—1906, 352.
 French, W. R., Sketch—1898, 206.
 Frye, W. P., Sketch—1908, 354.
 Fuller, Chief Justice, Death—1911, 78.
 Fulton, C. W., Sketch—1904, 202.
 Fulton-Hudson Celebration—1910, 213.
 Funston, F., Sketch—1900, 129.
 Gadsden Purchase, The—1901, 134.
 Gage, Lyman J., Sketch—1898, 201.
 Gallinger, Jacob H., Sketch—1904, 202; 1910, 392.
 Galveston Hurricane—1901, 402.
 Galveston Sea Wall—1905, 124.
 Gamble, Robert J., Sketch—1902, 99; 1908, 355.
 Game and Fish Laws—1896, 211; 1902, 95, and in succeeding volumes.
 Gapon, Father, Killed—1907, 270.
 Gardens, Zoological—1911, 173.
 Gardner, W., Sketch—1911, 334.
 Gary, F. B., Sketch—1909, 322.
 Gary, J. A., Sketch—1898, 202.
 Gas, Price of, Chicago—1906, 394.
 Gatun Dam—1911, 63.
 Gaynor-Greene Case—1907, 162.
 Gear, John H., Sketch—1905, 105.
 Gearin, John M., Sketch—1907, 272.
 General Slocum Disaster—1905, 124; 1906, 19; 1907, 398.
 George V., Accession of—1911, 67.
 Georgia, Explosion on—1908, 119.
 German Tariff Agreement—1908, 379.
 Germany—1902, 116; 1903, 166; 1904, 214; 1905, 112; 1906, 120; 1907, 110; 1908, 181, 189; 1909, 179; 1910, 189; 1911, 123.
 Gibson, Paris, Sketch—1902, 99.
 Gifts, Notable—1902, 68; 1903, 188, and in succeeding volumes.
 Gilbert, N. W., Sketch—1909, 323.
 Gilman, D. C., Sketch—1897, 159; 1903, 238.
 Glasgow Exposition—1902, 338.
 Glass Industry—1908, 44.
 Gobin, J. P. S., Sketch—1898, 210.
 God in Forty-Eight Languages—1888, 128.
 Goethals, G. W., Sketch—1908, 355.
 Gold and Silver Legislation—1891, 110; 1897, 65; 1901, 127.
 Gold and Silver Question—1896, 177.
 Gold and Silver Statistics—in each volume from 1891.
 Gold Assayed at Seattle—1903, 41.
 Gold Nuggets—1896, 342; 1898, 42.
 Gompers, Case Decision—1910, 275.
 Gore, T. P., Sketch—1908, 355; 1910, 392.
 Gorgas, W. C., Sketch—1909, 323.
 Gorman, A. P., Sketch—1903, 234.
 Gothenburg System, The—1895, 193.
 Governments, Foreign—See Foreign Countries.
 Governors—See States.
 Grace, Days of—1904, 18; 1905, 20, and in succeeding volumes.

Graft in San Francisco—1908, 344.
 Graham, W. M., Sketch—1899, 227.
 Grain and Produce Statistics, Chicago—In each volume from 1891.
 Grain Measures—1891, 125.
 Grand Army—In each volume from 1889.
 Grants to Railroads—1898, 279.
 Graves, H. S., Sketch—1911, 334.
 Graves, J. T., Sketch—1909, 321.
 Gray, George, Sketch—1903, 238.
 Gray, I. P., Sketch—1894, 60.
 Great Britain—1902, 113; 1903, 163; 1904, 211; 1905, 109; 1906, 117; 1907, 107; 1908, 179; 1909, 177; 1910, 187; 1911, 121.
 Great Britain, Arbitration with—1898, 260.
 Great Britain and Venezuela—1896, 86; 1897, 127; 1898, 253.
 Great Northern Strike—1895, 78.
 Greater New York—1895, 366.
 Greatest in the World—1902, 216.
 Greece, 1902, 117; 1903, 167; 1904, 215; 1905, 113; 1906, 121; 1907, 117; 1908, 179; 1909, 180; 1910, 193; 1911, 121.
 Greece, Crete and Turkey—1898, 249.
 Greek Church Calendar—1905, 13; 1906, 14; 1907, 13.
 Greenhalge, P. T., Sketch—1896, 92.
 Greenland Expedition, Danish—1909, 190.
 Gresham, W. Q., Sketch—1894, 57.
 Gridley, C. V., Sketch—1899, 223.
 Griggs, J. W., Sketch—1896, 93; 1899, 221.
 Griscom, Lloyd C., Sketch—1904, 206.
 Grunsky, Carl E., Sketch—1905, 205.
 Guam—1900, 144; 1901, 269; 1902, 148; 1904, 208; 1905, 149; 1906, 193; 1907, 205; 1908, 241; 1909, 176; 1910, 205; 1911, 116.
 Guam, Capture of—1899, 140.
 Guard, National—1888, 29; 1889, 33; 1895, 71; 1896, 50; 1902, 332; 1904, 186; 1908, 217, and in succeeding volumes.
 Guard, National, Illinois—In each volume since 1902.
 Guatemala—1902, 121; 1903, 171; 1904, 219; 1905, 119; 1906, 126; 1907, 116; 1908, 167; 1909, 184; 1910, 194; 1911, 128.
 Guatemala Transcontinental Railroad—1909, 66.
 Gunggenheim, S., Sketch—1908, 355.
 Guild, Curtis, Sketch—1907, 274.
 Gun, Maxim, Noiseless—1909, 281.
 Guinness Murders—1909, 283.
 Haakon VII., King—1906, 132, 300.
 Hackett, F. W., Sketch—1901, 249.
 Hague Conference—1906, 254; 1906, 346; 1907, 468; 1908, 235; 1909, 215; 1910, 211; 1911, 66.
 Hains, Peter C., Sketch—1904, 293.
 Haiti, 1902, 122; 1903, 172; 1904, 219; 1905, 254; 1906, 127; 1907, 117; 1908, 187; 1909, 185; 1910, 194; 1911, 129.
 Haiti, Revolution in—1909, 414.
 Halley's Comet—1910, 332; 1911, 32.
 Hamilton-Day Murder Trial—1902, 107.
 Hamilton, J. W., Sketch—1901, 250.
 Hamlin, C. S., Sketch—1894, 62.
 Hanford, Benj., Sketch—1905, 204; 1909, 322.
 Hanna, M. A., Sketch—1898, 209.
 Hansbrough, H. C., Sketch—1904, 202.
 Hanson, Inga, Trial—1906, 162.
 Harbor Commission, Chicago—1909, 541; 1910, 530.
 Harbor Lights, Chicago—1908, 491; 1909, 498; 1910, 526; 1911, 548.
 Harding, C., Sketch—1911, 334.
 Hardy, A. S., Sketch—1898, 205; 1900, 125; 1904, 206.
 Harian, Richard D., Sketch—1902, 99.
 Harmon, J., Sketch—1896, 87; 1911, 234.
 Harper, William R., Death of—1907, 242.
 Harriman, E. H., Death of—1910, 209.
 Harriman, Job, Sketch—1901, 245.
 Harris, A. C., Sketch—1900, 125.
 Harris, George B., Sketch—1902, 109.
 Harris, W. A., Sketch—1898, 208.
 Harrison, Benjamin, Letter of—1893, 156.
 Harrison, Benjamin, Sketch—1893, 60.
 Harrod, Benjamin M., Sketch—1905, 205.
 Hart, O. B., Sketch—1898, 206.
 Harvester Trust—1903, 182.
 Harvests of the World—1890, 188.
 Harvey, L. D., Sketch—1909, 325.
 Hawaii—1900, 141; 1901, 257, 258; 1902, 147; 1903, 161; 1904, 207; 1905, 149; 1906, 193; 1907, 250; 1908, 241; 1909, 176; 1910, 340; 1911, 115.
 Hawaii, Annexation of—1899, 145; 1901, 134.
 Hawaii, Map of—1899, 143.

Hawaiian Question—1894, 71; 1895, 98; 1898, 265.
 Hawkins, H. S., Sketch—1899, 223.
 Hawley, Edwin, Sketch—1910, 329.
 Hay, John, Sketch—1898, 203. Death, 1906, 52.
 Hay-Pauncefote Treaty—1901, 230; 1902, 331.
 Hay, Rules to Measure—1888, 11.
 Hay Statistics—See Agriculture.
 Hayward, M. L., Sketch—1900, 127.
 Haywood Murder Trial—1908, 80.
 Health Resorts—1903, 162.
 Heat, Excessive—1887, 16; 1902, 112.
 Heavens, Chart of—1909, 446.
 Hebrew Race—1888, 128.
 Hecker, Frank J., Sketch—1905, 205.
 Heights and Weights of Persons—1908, 330; 1910, 151; 1911, 132, 201.
 Heitfeld, H., Sketch—1898, 208.
 Hemenway, James A., Sketch—1906, 297.
 Henderson, D. B., Sketch—1900, 129. Withdrawal of, 1903, 155.
 Hennepin Canal Law—1891, 113. Canal opened, 1908, 231; 1909, 88; 1910, 183; 1911, 94.
 Henry, James A., Sketch—1905, 206.
 Henry, Prince, Visit of—1903, 152.
 Heppner (Ore.) Disaster—1904, 102.
 Herbert, H. A., Sketch—1894, 57.
 Herbert, M. H., Sketch—1903, 235.
 Herron, George D., Trial—1901, 107.
 Herzegovina, Annexation—1909, 318.
 Heyburn, W. D., Sketch—1904, 202; 1910, 392.
 Higginson, F. J., Sketch—1899, 225.
 High-School Colors—1911, 90.
 High Structures—1909, 330; 1910, 404; 1911, 131.
 Highest Points in United States—1900, 212; 1910, 248; 1911, 154.
 Hill, David J., Sketch—1899, 221; 1904, 206.
 Hill, John F., Sketch—1910, 392.
 Hingson, Thomas L., Sketch—1909, 321.
 Hitchcock, E. A., Sketch—1898, 206.
 Hitchcock, F. H., Sketch—1909, 323; 1910, 33.
 Hobart, G. A., Sketch—1897, 153.
 Hobson, H. P., Sketch—1899, 226.
 Hoch, Edward W., Sketch—1907, 274.
 Hoch, Johann, Trial—1906, 162; 1909, 282.
 Hodson, D. B., Sketch—1899, 226.
 Holidays, Legal—In each volume since 1893.
 Holland—1902, 119; 1904, 217; 1905, 115; 1906, 123; 1907, 113; 1908, 183; 1909, 151; 1910, 191; 1911, 126.
 Holland and Venezuela—1909, 414.
 Holmes Case—1909, 282.
 Holmes, O. W., Sketch—1903, 235.
 Home Rule, Irish—1891, 332; 1894, 210.
 Homes and Farms—1894, 209.
 Homestead Laws—1909, 373; 1904, 105.
 Honduras—1902, 122; 1903, 171; 1904, 219; 1905, 119; 1906, 126; 1907, 116, 267; 1908, 186; 1909, 184; 1910, 194; 1911, 128.
 Honduras-Nicaraguan War—1908, 188.
 Hongkong Typhoon—1907, 267.
 Hookworm Commission—1910, 326; 1911, 116.
 Hopkins, A. J., Sketch—1904, 203.
 Hopkins, Henry, Sketch—1903, 237.
 Hornblower, W. B., Sketch—1894, 61.
 Horse, Draft of—1887, 14.
 Horse Meat in Vienna—1902, 98.
 Horse Statistics—See Agriculture.
 Horses, High-Priced—1891, 62; 1902, 297.
 Hospitals, Chicago—1902, 406, and in succeeding volumes.
 Hospitals in United States—1907, 65; 1908, 61; 1909, 60; 1910, 166.
 House of Lords, Power of—1908, 188.
 Howe, A. M., Sketch—1901, 246.
 Hudson-Fulton Celebration—1910, 213.
 Hughes, Charles E., Sketch—1907, 274; 1911, 334.
 Hungary-Anstria Crisis—1906, 347.
 Hunt, William H., Sketch—1902, 100.
 Hunting Accidents—1910, 433.
 Hunter, W. G., Sketch—1898, 205.
 Hutchins, H. H., Sketch—1911, 334.
 Huter, Henrik, Death of—1907, 183.
 Ice, Data and Navigation—1898, 238.
 Idaho, Facts About—1889, 180.
 Ide, H. C., Sketch—1901, 248; 1910, 392.
 Ides and Nones—1909, 32.
 Ido, Rules of—1911, 82.
 Illinois and Michigan Canal—1900, 423; 1907, 395.
 Illinois Central Revenue—1900, 164.
 Illinois Civil List—In each volume from 1887.

- Illinois Congressional Districts—In each volume since 1902.
- Illinois, Governors—1885, 14; 1908, 432; 1909, 440, and in succeeding volumes.
- Illinois, Population—1892, 56; 1902, 367, and in succeeding volumes.
- Illinois School Law—1891, 66.
- Illinois State Flower and Tree—1909, 424.
- Illinois State Legislature—In every volume.
- Illinois Vote—In each volume.
- Illiteracy in Europe—1891, 67; 1899, 69.
- Illiteracy in United States—1889, 158; 1897, 290; 1899, 63; 1902, 57, and in succeeding volumes.
- Illiterates in Chicago—1905, 433; 1906, 440; 1907, 424; 1909, 468; 1910, 510; 1911, 586.
- Immigrants, Destination of—1897, 289; 1898, 80.
- Immigrants, Foreign—In each volume since 1888.
- Immigrants, Illiteracy of—1897, 290.
- Immigrants, Money Brought by—1897, 290.
- Immigrants, Occupation of—1897, 289.
- Immigration Law—1905, 69; 1906, 72; 1907, 244; 1908, 77; 1909, 188; 1910, 113; 1911, 44, 78.
- Immunity of Witnesses—1907, 175.
- Imports—In each volume.
- Imports Under Reciprocity—1892, 130.
- Inaugural—1894, 79; 1898, 211; 1910, 31.
- Income Tax Law—1895, 227; 1910, 35; 1911, 52, 328.
- Incorporation Fees, Illinois—1904, 402.
- Indemnity, Chinese—1909, 163.
- Independence, Declaration of—1908, 31; 1909, 31.
- India—1902, 114; 1903, 164; 1904, 212; 1905, 110; 1906, 118; 1907, 108; 1908, 179; 1909, 177; 1910, 187; 1911, 121.
- India Plague and Famine—1902, 107; 1906, 76; 1908, 337.
- India, Riots in—1908, 80.
- Indian Reservation—1911, 68; 1905, 119, and in succeeding volumes.
- Indian Schools—1891, 68; 1892, 58; 1893, 237; 1894, 215; 1897, 172; 1898, 128; 1899, 230; 1900, 282; 1901, 284; 1902, 148.
- Indian Territory Statehood—1907, 175.
- Industry in United States—1892, 93; 1902, 54, and in succeeding volumes.
- Industrial Growth—1897, 58.
- Industrial Combinations—1903, 64; 1904, 85.
- Industry, Centers of—1903, 27.
- Industry, Returns of—1897, 179.
- "In God We Trust"—1894, 201; 1909, 163.
- Inheritance Tax—1904, 389; 1905, 372; 1906, 395; 1907, 241; 1910, 385; 1911, 119.
- Insane in United States—1906, 243; 1908, 61; 1909, 58; 1910, 114; 1911, 445.
- Inspection of Live Stock—1891, 121.
- Insular Case Decision—1902, 101.
- Insurance, Statistics—1896, 226; 1902, 132; 1906, 346, and in succeeding volumes.
- Interest, Rates of—In each volume since 1897.
- Interest, Table of—In each volume since 1902.
- Internal Revenue Statistics—In each volume.
- International Monetary Conference—1894, 67.
- Invention, Monorail—1908, 243.
- Ireland—1904, 211; 1905, 109; 1906, 117.
- Irish Land-Purchase Law—1904, 210.
- Iron and Steel Production—1892, 121; 1895, 172; 1900, 267; 1904, 50; 1905, 38; 1906, 141.
- Iron Ore, Supply of—1910, 173.
- Iron, Pig, Product—1891, 90; 1885, 172; 1907, 88; 1908, 244; 1909, 65; 1910, 145; 1911, 177.
- Iroquois Theater Fire—1904, 449; 1905, 246; 1906, 134; 1908, 78.
- Irrigation Conventions—1895, 259.
- Irrigation of Arid Lands—1900, 281; 1905, 44; 1908, 74, 369; 1909, 153; 1910, 146; 1911, 251.
- Irving, Henry, Death of—1906, 296.
- Irwin, J. N., Sketch—1900, 125.
- Isle of Pines Decision—1908, 336.
- Italy—1902, 117; 1903, 167; 1904, 215; 1905, 113; 1906, 121; 1907, 111; 1908, 182; 1909, 180; 1910, 190; 1911, 124.
- Italy, Difficulty with—1893, 59.
- Italy, Weekly Rest Day—1909, 30.
- Ito, Prince, Assassination—1910, 231.
- Jackson, H. E., Sketch—1894, 61.
- Jacksonville (Fla.) Fire—1902, 82.
- Jamaica Hurricane—1904, 354.
- James, E. J., Sketch—1903, 237.
- Jamestown Exposition—1908, 352.
- Japan—1902, 120; 1903, 170; 1904, 218; 1905, 116; 1906, 124; 1907, 114; 1908, 184; 1909, 182; 1911, 126.
- Japan, China and Korea—1895, 235; 1896, 76.
- Japanese-American Agreement—See American-Japanese Agreement.
- Japanese-English Alliance—1903, 145; 1906, 127.
- Japanese Exclusion—1908, 77; 1910, 182.
- Japanese Exposition—1908, 379.
- Japanese-French Treaty—1908, 189.
- Japanese in Schools—1907, 348; 1908, 340.
- Japanese in the United States—1902, 54; 1904, 64; 1907, 348, and in succeeding volumes.
- Japanese-Russian Treaty—1905, 189; 1911, 52.
- Japanese-Russian War—1905, 279; 1906, 301; 1907, 99; 1908, 125; 1909, 37; 1910, 207; 1911, 68.
- Japanese Treaty, The—1895, 231.
- Jarvis, T. J., Sketch—1895, 105.
- Jeffries-Johnson Fight—1911, 232.
- Jena, Explosion on the—1908, 22.
- Jerome, W. T., Sketch—1906, 300.
- Jett, Curtis, Trial of—1904, 245.
- Jette, Louis A., Sketch—1904, 205.
- Jewish Movement to Palestine—1899, 308.
- Jews, Distribution of—1904, 126; 1905, 228; 1906, 347.
- Jews in America—1897, 162; 1904, 126.
- Jews Massacred in Russia—1904, 221; 1906, 312; 1907, 270.
- Joan of Arc Beatification—1910, 196.
- Johnson, Hale, Sketch—1897, 155.
- Johnson, John A., Sketch—1907, 274.
- Johnson, W. M., Sketch—1901, 249.
- Johnston, J. F., Sketch—1908, 355.
- Jones, Charles R., Sketch—1906, 300.
- Jones, Wesley L., Sketch—1910, 392.
- Judiciary, Cook County—In each volume.
- Judiciary, United States—In each volume.
- Juliana, Princess, Holland—1910, 321.
- Jusserand, J., Sketch—1903, 236.
- Justices, Chicago—1902, 391; 1903, 410, 412; 1904, 394; 1905, 408; 1906, 444.
- Karageorgievitch, Peter, Sketch—1904, 206.
- Kean, John, Sketch—1900, 127.
- Kearns, Thomas, Sketch—1902, 100.
- Kearsarge Explosion—1907, 16.
- Keifer, J. W., Sketch—1899, 228.
- Kennedy Bequests—1910, 327.
- Kennedy, R. R., Sketch—1898, 207.
- Kent, J. F., Sketch—1899, 229.
- Kern, J. W., Sketch—1909, 321.
- Kidnaping Cases, Famous—1910, 112.
- Kington Earthquake and Fire—1908, 177.
- Kittredge, Alfred B., Sketch—1902, 100; 1904, 203.
- Knox, Phllander C., Sketch—1902, 100; 1904, 203; 1910, 35.
- Kongo—1902, 121; 1904, 218; 1905, 117; 1906, 124; 1907, 115; 1908, 185; 1909, 183. Annexed to Belgium, 1909, 281; 1910, 193; 1911, 127.
- Korea—1903, 170; 1904, 218; 1905, 116; 1906, 124; 1907, 114; 1908, 184; 1909, 182; 1910, 192; 1911, 126.
- Korea Annexed by Japan—1911, 129.
- Kruger, Paul, Death of—1905, 138.
- Labor, Convict—1898, 93.
- Labor Injunctions—1908, 366.
- Labor Laws—1895, 90.
- Labor Organizations—1902, 97, and in succeeding volumes.
- Labor, Troubles—See Strikes.
- Labor Unions, Statistics of—1907, 252; 1908, 158.
- Ladrones—1899, 139.
- LaFollette, R. M., Sketch—1906, 297.
- Lake Marine—1896, 245; 1898, 55; 1901, 169; 1906, 454; 1907, 440.
- Lakes, Equipment of—1892, 194.
- Lakes, Size of—1885, 11; 1908, 170; 1909, 281; 1910, 175; 1911, 86.
- Lakes-to-Gulf Waterway—1908, 399; 1909, 548; 1910, 79, 403; 1911, 315.
- Larson, D. S., Sketch—1894, 57.
- Lamoureux, S. W., Sketch—1894, 62.
- Land-Grant Forfeiture—1891, 112.
- Land Monopoly—1888, 125.
- Land-Ownng Aliens—1896, 81.
- Land-Purchase Law, Irish—1904, 210.
- Land Resources of United States—1910, 170.
- Lands, Mineral—1900, 375.
- Lands, Public—In each volume from 1886.
- Languages Spoken—1894, 180; 1896, 201; 1901, 137; 1909, 172; 1910, 321; 1911, 52.
- Languages Spoken in Chicago—1904, 405.
- Lapiner Kidnaping Case—1910, 112.
- Larchmont, Wreck of the—1908, 177.
- Lard, Price of—In each volume from 1891.

- Latimer, A. C., Sketch—1904, 203.
 Lawton, H. W., Sketch—1899, 228.
 Leo, Fitzhugh, Sketch—1899, 228.
 Leech, John S., Sketch—1909, 323.
 Legacy Tax Law—1901, 91.
 Legal Decisions—1908, 338; 1909, 255.
 Legations, Foreign, in United States—In each volume from 1887.
 Legislation, Illinois—1902, 374; 1904, 355; 1906, 379; 1908, 402; 1909, 424; 1910, 441; 1911, 46.
 Legislation Important—In each volume.
 Legislature, Illinois—In each volume.
 Legislatures, State—See States.
 Legler, Henry E., Sketch—1910, 393.
 Leishman, J. G., Sketch—1898, 206.
 Leo XIII., Death of—1904, 112.
 Leonard, J. F. R., Sketch—1901, 244.
 Leupp, Francis E., Sketch—1906, 299.
 Levering, Joshua, Sketch—1897, 155.
 Lewis, W. S., Sketch—1909, 323.
 Liberia—1907, 115; 1908, 185; 1909, 183; 1910, 193, 394; 1911, 127.
 Liberty Bell, Facts About—1905, 169.
 Libraries—1898, 87; 1899, 65; 1902, 83.
 Libraries, Carnegie—1910, 218.
 Libraries in Chicago—In each volume since 1902.
 Library, Smallest—1902, 132.
 License, High and Low—1895, 69.
 License Systems of Cities—1905, 191; 1908, 389.
 Licenses in Chicago—1907, 417; 1908, 510; 1909, 556; 1910, 512; 1911, 533.
 Lieber, G. N., Sketch—1896, 88.
 Life, Average of Human—1888, 18.
 Life, Duration in Chicago—1908, 477.
 Life-Insurance Scandals—1906, 346.
 Life-Saving Service—1887, 27; 1888, 29; 1905, 176; 1906, 129; 1907, 14; 1908, 108; 1909, 50; 1910, 205; 1911, 289.
 Light, Velocity of—1908, 26; 1909, 23; 1910, 23.
 Lighthouse, Highest—1903, 280.
 Lighthouse Service—1908, 170, 491; 1909, 260; 1910, 226; 1911, 90.
 Lightning, Loss of Life by—1902, 335.
 Li Hung Chang, Death of—1902, 166.
 Limitations, Statute of—In each volume since 1897.
 Lincoln Centenary—1910, 33.
 Lindsay, W., Sketch—1894, 63.
 Liqueur Statistics—In each volume from 1891.
 Living, Cost of—1911, 53.
 Loan, Chinese Railway—1910, 216.
 Loan-Shark Law—1906, 392.
 Local-Option Districts, Chicago—1908, 502.
 Local-Option Law, Illinois—1908, 403; 1909, 256.
 Lochren, W., Sketch—1894, 61.
 Lockouts, Statistics of—See Strikes.
 Locomotive, Largest—1903, 260.
 Lodge, Henry C., Sketch—1904, 205.
 Lodging House, Municipal—1905, 409; 1907, 443; 1909, 460; 1910, 473; 1911, 512.
 London, Facts About—1908, 216.
 Long, Chester L., Sketch—1904, 203.
 Long, J. D., Sketch—1898, 201.
 Longworth-Roosevelt Wedding—1907, 57.
 Loomis, F. B., Sketch—1898, 207; 1904, 206.
 Lord, W. P., Sketch—1900, 125.
 Lorge, L. F., Sketch—1902, 100.
 Lorimer, William, Elected Senator—1910, 454.
 Lorimer, William, Sketch—1910, 393.
 Lottery, Law Against—1891, 113.
 Loubet, Attempt to Kill—1906, 166.
 Louisiana Purchase—1901, 132.
 Louisiana Purchase Exposition—See Exposition, St. Louis.
 Lovett, R. S., Sketch—1910, 393.
 Lowell, A. L., Sketch—1910, 393.
 Lowndes, L., Sketch—1896, 92.
 Lumber Industry, Decline of—1903, 55; 1908, 41, 123.
 Lumber Supply—1909, 77; 1910, 177.
 Lusitania, Steamship—1908, 43.
 Lutherans—See Religion, Statistics of.
 Lynchings—1902, 337; 1903, 285; 1904, 430; 1908, 196; 1909, 332; 1910, 407; 1911, 289.
 Macedonia, Revolt In—1904, 221.
 Mack, Norman, Sketch—1909, 323.
 MacVeagh, W., Sketch—1895, 105; 1910, 33.
 Madden Conspiracy Case—1910, 375.
 Magelssen, Vice-Consul, Attack on—1904, 210.
 Maginnis, M. J., Sketch—1901, 247.
 Magoon, Charles E., Sketch—1906, 299.
 Maguire, M., Sketch—1897, 157.
 Mail Time from Chicago—1906, 426, and in succeeding volumes.
 Maine, Destruction of the—1899, 110, 312. To be raised, 1911, 45.
 Malloney, J. F., Sketch—1901, 244.
 Mallory, S. R., Sketch—1898, 207.
 Man, Proper Weight of—1890, 89; 1902, 67.
 Manchurian Neutralization—1911, 327.
 Manila, Map of—1900, 218.
 Manila, Victory at—1899, 115.
 Mansfield, Richard, Death of—1908, 136.
 Mantle, Lee, Sketch—1896, 90.
 Manufactures, Statistics of—In each volume from 1890.
 Marconi's Invention—1902, 366; 1908, 329.
 Mariana Islands, Map—1899, 139.
 Marianna Mine Disaster—1909, 423.
 Marriage Laws—1893, 82; 1895, 395; 1903, 181, and in succeeding volumes.
 Mars Nearest Earth—1907, 15; 1909, 22.
 Marshals, United States—In each volume.
 Martin, J., Sketch—1894, 64.
 Martinique Disaster—1903, 151.
 Maryland, Race Questions In—1902, 108.
 Mason, W. E., Sketch—1898, 208.
 Matchett, C. H., Sketch—1897, 157.
 Matsushima Disaster—1909, 142.
 Mauretania, Steamship—1908, 395.
 Maxwell, W. H., Sketch—1905, 206.
 Mayflower Case—1905, 84.
 Mayflower, Passengers on—1888, 126.
 Mayors of Chicago—See Chicago Mayors.
 Mayors of Large Cities—1902, 216, and in succeeding volumes.
 Measures and Weights—1890, 188; 1891, 125; 1892, 40, 115; 1896, 43, 52; 1902, 75, and in succeeding volumes.
 Meat Inspection Law—1891, 111; 1907, 167, 171.
 Meat Trade of World—1907, 37.
 Melnie, J. F., Sketch—1894, 62.
 Men and Women, Proportion of—1902, 96.
 Men of the Year—In each volume.
 Meningitis Epidemic—1906, 348.
 Merriam Commission, Chicago—1910, 471.
 Merriam, H. C., Sketch—1899, 227.
 Merriam, W. R., Sketch—1900, 126.
 Merrimac, Message—1899, 319.
 Merrimac, Sinking of the—1899, 116.
 Merritt, W., Sketch—1899, 226.
 Merry, W. L., Sketch—1898, 206.
 Messages to Congress—1894, 81; 1897, 265; 1898, 214; 1899, 312-318; 1900, 286; 1901, 291; 1902, 313; 1903, 261; 1904, 251; 1905, 204; 1906, 321; 1907, 363; 1908, 561; 1909, 387; 1910, 409; 1911, 409.
 Metals, Cost of Rare—1900, 186.
 Metals, Melting Point—1892, 126.
 Metals, Specific Gravity—1892, 126.
 Metcalf, H. B., Sketch—1901, 243.
 Methodist Thank Offering—1904, 144.
 Methodists—See Religion, Statistics of.
 Metric Tables—1888, 8; 1892, 40; 1896, 52, and in succeeding volumes.
 Mexico—1902, 121; 1903, 170; 1904, 219; 1905, 117; 1906, 125; 1907, 115; 1908, 185; 1909, 183; 1910, 193; 1911, 127.
 Mexico, Disturbances In—1911, 491.
 Meyer, G. von L., Sketch—1901, 248; 1907, 273; 1910, 33.
 Michigan Governors—1885, 14.
 Miles, N. A., Sketch—1896, 88; 1899, 226.
 Miles of Different Nations—1890, 69.
 Military Academy—1888, 26; 1894, 202; 1904, 186, and in succeeding volumes.
 Military Department of Lakes—1902, 392, and in succeeding volumes.
 Militia—See Guard, National.
 Militia Age, Males of—1893, 38; 1902, 58; 1905, 62, and in succeeding volumes.
 Militia Law—1909, 164.
 Millard, J. H., Sketch—1902, 100.
 Mills Tariff Bill—1908, 69.
 Milton, W. H., Sketch—1909, 323.
 Milwaukee Avenue State Bank—1907, 411.
 Mineral Products, United States—In each volume since 1891.
 Mines, Casualties In—1891, 122; 1902, 336, and in succeeding volumes.
 Mines, Deepest—1906, 116.
 Minnesota, Governors of—1885, 15.
 Minton, H. C., Sketch—1902, 100.

- Mints, United States—1906, 189; 1908, 196; 1910, 119.
 Missions, American and Foreign—1908, 139; 1909, 223.
 Missions, Income of—1901, 145; 1902, 149.
 Mississippi River Commission—1898, 280.
 Mitchell, John, Sketch—1903, 238.
 Mitchell, John H., Trial—1906, 162.
 Mitchell, J. L., Sketch—1894, 62.
 Molineux Case—1902, 107; 1903, 156.
 Money, H. D., Sketch—1897, 160.
 Money Orders, Rates—In each volume since 1902.
 Money, Foreign—See Coins.
 Money, Statistics—In each volume from 1891.
 Monongah Mine Disaster—1908, 396.
 Monroe Doctrine—1896, 71; 1902, 85; and in succeeding volumes.
 Montenegro—1907, 111; 1908, 182; 1910, 190.
 Monetary Commission—1910, 126.
 Monterey Flood—1910, 95.
 Monuments, Height of—1885, 10.
 Monuments in Chicago—In each volume since 1902.
 Moody, William H., Sketch—1903, 235; 1905, 204.
 Moon, Facts About—1908, 26; 1910, 23.
 Moonlight, Col. T., Sketch—1895, 105.
 Moore, David H., Sketch—1901, 250.
 Moore, J. H., Sketch—1906, 299.
 Morgan, J. P., Sketch—1902, 100. Art Purchases by, 1903, 132.
 Morocco—1906, 135; 1908, 185; 1909, 183; 1910, 193; 1911, 127.
 Morocco, Dispute—1906, 350; 1907, 85; 1908, 244; 1909, 264.
 Morocco, War in—1910, 428.
 Moros, Battle with, at Jolo—1907, 39.
 Morrison, Jessie, Trial—1902, 107.
 Morrison Tariff Bills—1908, 69.
 Mortgages on Acres—1895, 62.
 Mortgages, Farm—1894, 207.
 Mortgages on Lots—1895, 62.
 Morton, Paul, Sketch—1905, 204.
 Moses, B., Sketch—1901, 248.
 Mosquito Coast Incident—1895, 223.
 Mountain, Highest, in North America—1902, 77.
 Mountains, Highest—1888, 17; 1907, 136; 1908, 57; 1909, 60; 1910, 197; 1911, 252.
 Moxley, W. J., Elected to Congress—1910, 521.
 Mueller Municipal Ownership Law—1904, 355; 1908, 411.
 Mullen, Battle of—1906, 303.
 Mulkey, F. W., Sketch—1908, 355.
 Murphy, J. B., Sketch—1911, 334.
 Murray, L. O., Sketch—1909, 323.
 McBride, G. W., Sketch—1896, 91.
 McCabe, Charles, Sketch—1897, 161.
 McCook, A. McD., Sketch—1895, 106.
 McCormick, R. S., Sketch—1904, 204.
 McCreary, J. B., Sketch—1903, 234.
 McCumber, J. P., Sketch—1900, 128.
 McDonald, Dora, Trial—1909, 318.
 McDowell, William F., Sketch—1905, 206.
 McEnery, S. D., Sketch—1897, 161.
 McGovern, Francis E., Sketch—1911, 334.
 McIntyre, R., Sketch—1909, 323.
 McKenna, J. B., Sketch—1898, 202.
 McKenzie, J. A., Sketch—1894, 59.
 McKinley Monument—1908, 398.
 McKinley Tariff Bill—1908, 69.
 McKinley, W., Sketch—1897, 153; 1901, 241.
 McKinley, William, Assassination—1902, 109.
 McKinney, L. F., Sketch—1894, 600.
 McLaughlin, A. J., Sketch—1896, 92; 1901, 247.
 Nagel, Charles, Sketch—1910, 33.
 Nativity of Population—See Foreign-Born Population.
 Naturalization Laws—1889, 69; 1896, 228; 1900, 114; 1907, 167, 173; 1909, 42; 1910, 80; 1911, 104.
 Naval Academy—1894, 101.
 Naval Disasters, List of—1909, 280.
 Naval Gunnery Records—1905, 280.
 Naval Militia, Illinois—In each volume since 1902.
 Navies, Merchant—1894, 206; 1896, 51; 1897, 248; 1898, 248.
 Navies of the World—1887, 12; 1890, 177; 1896, 51; 1899, 98; 1902, 66, 222, and in succeeding volumes.
 Navigation, Inland—1898, 238.
 Navy, United States—In each volume from 1886.
 Neely, Thomas B., Sketch—1905, 206.
 Negroes in United States—1902, 54, and in succeeding volumes.
 Nelson, K., Sketch—1896, 89; 1908, 355.
 Netherlands, The—1902, 119; 1903, 169; 1904, 217; 1905, 15; 1906, 123; 1907, 113; 1908, 183; 1909, 181; 1911, 126.
 Nevius, H. M., Sketch—1909, 324.
 New, Harry S., Sketch—1906, 298.
 Newark Fire Horror—1911, 345.
 Newel, S., Sketch—1898, 206.
 Newlands, F. G., Sketch—1904, 203.
 Newman, William H., Sketch—1902, 100.
 New Mexico, Admission of—1911, 377.
 New Orleans Massacre—1892, 35.
 Newspapers of America—1886, 16; 1887, 123; 1888, 19; 1902, 129, and in succeeding volumes.
 New York Public-Utilities Law—1908, 331.
 Niagara Falls Preservation—1907, 175. Recession of, 1909, 205; 1910, 213.
 Nicaragua—1902, 122; 1903, 171; 1904, 219; 1905, 119; 1906, 126; 1907, 116; 1908, 186; 1909, 184; 1910, 194; 1911, 128.
 Nicaragua, Revolutions in—1911, 131.
 Nicholson, S. T., Sketch—1901, 245.
 Nightingale, Florence, Death of—1911, 76.
 Night Riders—1909, 317.
 Nixon, George S., Sketch—1906, 298.
 Nobel Prize Fund—1904, 108, and in succeeding volumes.
 No Man's Land—1889, 184.
 Norge, Wreck of the—1905, 124.
 North Pole Reached—1910, 328.
 Northern Securities Company—1903, 63; 1904, 98; 1905, 144.
 Northwest Passage—1907, 246.
 Norton, C. D., Sketch—1911, 334.
 Norway—1902, 117; 1903, 167; 1904, 215; 1905, 113; 1906, 121; 1907, 111, 183; 1908, 182; 1910, 190; 1911, 124.
 Norway and Sweden—1906, 131.
 Norway, Woman Suffrage in—1908, 73.
 Noted Men in Private Life—1902, 140.
 Nuelsen, J. L., Sketch—1909, 324.
 Numerals, Roman and Arabic—1908, 92; 1909, 154.
 Numbers, New House, Chicago—1910, 475.
 Oats—See Agriculture, Statistics of.
 Oats, Prices—In each volume from 1891.
 Obituary—In each volume.
 Observatories, Height of—1898, 245.
 Ocean Waves, Height—1902, 186.
 Oceans, Areas and Depths—1910, 175, 334; 1911, 86, 105.
 Occupations—1896, 39; 1904, 149, 383; 1908, 171, and in succeeding volumes.
 Odessa Riots—1906, 312.
 Oklahoma, Admission of—1907, 175, 257; 1908, 238.
 Oklahoma Constitution, etc.—1908, 238.
 Old Age Pensions—1911, 165.
 Old Chicagoans—1909, 385; 1910, 544; 1911, 618.
 Old Residents, Chicago—1905, 446, and in succeeding volumes.
 Oleomargarine—1891, 74; 1894, 143; 1899, 298; 1901, 238; 1902, 222; 1903, 288.
 Oliver, G. T., Sketch—1910, 393.
 Olney, R. R., Sketch—1894, 57.
 Olympian Games—1902, 304; 1904, 235; 1905, 225; 1907, 215.
 Olympian Records, Principal—1905, 227; 1906, 212, and in succeeding volumes.
 Opera Houses, Capacities—1893, 114.
 Opium Conference—1910, 31.
 Orange River Colony—1906, 125; 1910, 193.
 Oregon, Cruise of the—1899, 115.
 Original-Package Law—1891, 111.
 Orphanages in United States—1907, 65, and in succeeding volumes.
 Osaka Fire—1910, 218.
 Osborn, C. S., Sketch—1911, 334.
 Oscar II., Death of—1908, 390.
 Otis, E. S., Sketch—1899, 227.
 Overman, L. S., Sketch—1910, 393.
 Owen, R. L., Sketch of—1908, 355.
 Page, C. S., Sketch—1909, 324.
 Palma, President, Resigns—1907, 248.
 Palma, T. E., Sketch—1908, 232.
 Palmer, Frank W., Death of—1908, 456.
 Palmer, J. M., Sketch—1897, 156.
 Panama Canal—See Canal, Isthmian.
 Panama Label Cases—1910, 218; 1911, 319.
 Panama Republic—1904, 264; 1905, 118; 1907, 117; 1908, 186; 1909, 170; 1911, 128.
 Pan-American Congress—1891, 114; 1902, 342; 1903, 53.
 Pan-American Exposition—1901, 281; 1902, 338.

- Panics, Financial—1897, 143; 1902, 44; 1903, 357.
 Paper and Pulp Manufactures—1902, 330.
 Paper Trust—1907, 264.
 Paraguay—1902, 122; 1903, 172; 1904, 219; 1905, 118; 1906, 126; 1907, 116; 1908, 186; 1909, 184; 1910, 193; 1911, 128.
 Paris Underground Wreck—1904, 112.
 Parker, A. B., Gold Telegram—1905, 202.
 Parker, Alton B., Sketch—1905, 203.
 Parker, E. W., Sketch—1903, 238.
 Parks, Buildings In—1906, 434.
 Parks in Chicago—In each volume since 1902.
 Parks in Cities—1896, 49; 1903, 103; 1904, 76; 1908, 388; 1909, 55.
 Parks, National—1897, 133; 1904, 14, and in succeeding volumes.
 Parochial Schools—1892, 96; 1893, 35.
 Parsons, W. B., Sketch—1905, 205.
 Passport Regulations—1909, 90.
 Patent Laws—1896, 226; 1902, 96, and in succeeding volumes.
 Paterson, N. J., Fire In—1903, 181.
 Patterson, Nan, Trial—1906, 162.
 Patterson, T. M., Sketch—1902, 100.
 Pattison, John M., Sketch—1906, 300.
 Patton, Francis L., Sketch—1903, 235.
 Patton, J., Jr., Sketch—1895, 105.
 Paupers in Almshouses—1892, 100; 1907, 243; 1909, 58.
 Payne-Aldrich Tariff—1910, 37.
 Payne, H. C., Sketch—1903, 235.
 Paynter, T. H., Sketch—1907, 272.
 Peace Conference—1900, 101; 1905, 254; 1906, 346; 1907, 468; 1908, 236; 1909, 215; 1910, 211.
 Peace, Foundation for Industrial—1908, 76; 1909, 266.
 Peace Movement, Survey of—1911, 66.
 Peace of Europe—1899, 102.
 Peak, J. L., Sketch—1896, 92.
 Pearson, R., Sketch—1904, 206.
 Pearsons, D. K., Gifts of—1902, 69.
 Peary Polar Expedition—1907, 246; 1908, 135; 1909, 190; reaches pole, 1910, 328; 1911, 175.
 Peary, R. E., Sketch—1910, 333.
 Peck, George R., Sketch—1906, 300.
 Peckham, R. W., Sketch—1897, 158.
 Peirce, Herbert H. D., Sketch—1907, 273.
 Pellagra Commission—1910, 443.
 Penrose, Boies, Sketch—1898, 209; 1904, 203; 1910, 333.
 Pension Statistics—In each volume from 1889.
 Pensions, Old Age—1902, 91. In England, 1909, 264; 1911, 165.
 Pensions on Railroads—1903, 233.
 Percy L. Sketch—1911, 335.
 Perdicaris, Ion, Case—1905, 257.
 Perkins, B. W., Sketch—1893, 64.
 Perkins, G. C., Sketch—1896, 88; 1904, 203; 1910, 333.
 Perry, Isaac N., Trial—1906, 162.
 Persia—1902, 121; 1903, 170; 1904, 218; 1905, 116; 1906, 124; 1907, 114; 1908, 184; 1909, 182; 1910, 192; 1911, 127.
 Persia, Death of Shah of—1908, 178.
 Persia, Revolution In—1910, 334.
 Peru—1902, 122; 1903, 172; 1904, 219; 1905, 118; 1906, 126; 1907, 116; 1908, 186; 1910, 194; 1911, 128.
 Petroleum, Production—1900, 55, and in succeeding volumes.
 Petigrew, R. F., Sketch—1896, 91.
 Pettus, E. W., Sketch—1897, 161; 1898, 207; 1904, 203.
 Philippine Agricultural Bank—1908, 75.
 Philippine Currency Law—1904, 156.
 Philippine Islands—1899, 133-137; 1901, 260; 1902, 141; 1903, 157; 1904, 207; 1905, 148; 1906, 192; 1907, 249; 1908, 240; 1909, 175; 1910, 264; 1911, 115.
 Philippine Tariff—1902, 332.
 Philippine War—1900, 218; 1901, 261, 301; 1902, 111, 141; 1903, 157; 1904, 53, 112, and in succeeding volumes.
 Phillips' May Corn Deal—1902, 424.
 Photographs by Electricity—1887, 10.
 Photophone, The—1887, 13.
 Pig-Iron Product—1891, 90; 1895, 172; 1901, 211, 1903, 58; 1904, 50, and in succeeding volumes.
 Piles, S. H., Sketch—1906, 298.
 Pinchot-Ballinger Controversy—1911, 311.
 Pioneers of Chicago—See Old Residents.
 Plus Fund Arbitration—1903, 204.
 Pius X., Elected Pope—1904, 69. Sketch, 1904, 206.
 Platforms, National—See Conventions.
 Platt, O. H., Sketch—1904, 203.
 Platt, T. C., Sketch—1898, 209.
 Playgrounds, Municipal—1905, 426; 1906, 435, and in succeeding volumes.
 Poisons and Their Antidotes—1886, 80.
 Poles, The Two Cold—1888, 11.
 Police Chiefs, Chicago—1903, 416, and in succeeding volumes.
 Police Department, Chicago—In each volume since 1902.
 Police Statistics, Chicago—In each volume since 1891.
 Political Changes in Fifty Years—1891, 322.
 Political Committees—In each volume.
 Political Societies, Chicago—1902, 360, and in succeeding volumes.
 Pope, Election of New—1904, 63.
 Pope Leo XIII., Death of—1904, 112.
 Popular Vote—In each volume.
 Population, Chicago—In each volume.
 Population, Cities—1891, 94; 1892, 87; 1894, 34; 1901, 137, and in succeeding volumes.
 Population, Density of—1893, 39; 1902, 48, and in succeeding volumes.
 Population, Foreign-Born—1903, 78, and in succeeding volumes.
 Population, Foreign Countries—See Foreign Countries.
 Population, Illinois—See Illinois, Population.
 Population, Median Point of—In each volume since 1902.
 Population, United States—In each volume from 1891.
 Population, World—1887, 8; 1892, 154; 1904, 68, and in succeeding volumes.
 Pork, Prices of—In each volume from 1891.
 Port Arthur, Siege of—1906, 303.
 Porter, H., Sketch—1898, 203.
 Porter, J. D., Sketch—1894, 59.
 Porto Rico—1899, 127-131; 1900, 143-145; 1901, 254, 256; 1902, 146; 1904, 208; 1905, 148; 1906, 192; 1907, 249; 1908, 241; 1909, 175; 1910, 204; 1911, 115.
 Portsmouth, Treaty of—1905, 304.
 Portugal—1903, 167; 1904, 215; 1905, 114; 1906, 121; 1907, 112; 1908, 89; 1909, 180; 1910, 190; 1911, 124.
 Portugal, Revolution in—1911, 131.
 Post, R. H., Sketch—1908, 355.
 Postage, Rates of—In each volume from 1886.
 Postage to England Reduced—1909, 158. To Germany, 1909, 377.
 Postal Currency—1897, 78; 1898, 174.
 Postal Dates—1898, 146.
 Postal Savings Banks—1907, 104, and in succeeding volumes.
 Postal Statistics—In each volume since 1902.
 Postmasters, Chicago—In each volume since 1902.
 Postmasters of Large Cities—In each volume since 1902.
 Postoffice, Chicago—In each volume since 1902.
 Postoffice Frauds—1904, 405.
 Powder Trust—1908, 234.
 Powell, W. F., Sketch—1898, 206.
 Power-Transmitting, Long—1903, 428.
 Powers, Caleb, Trial—1904, 245.
 Practice Law, Illinois—1908, 405.
 Precincts, Election, in Chicago—1904, 382; 1905, 417.
 Presbyterians—See Religion, Statistics of.
 Presidential Succession—1894, 200; 1909, 215.
 Presidents and Cabinets, United States—In each volume since 1885.
 Presidents, Burial Places of—1908, 68; 1909, 192; 1910, 216; 1911, 313.
 Presidents' Messages—See Messages to Congress.
 Prices, Chicago Grain—In each volume from 1891.
 Prices of Commodities—In each volume since 1903.
 Primary Law, Illinois—1906, 384; 1907, 396; 1908, 432; 1909, 425; 1910, 384; 1911, 47, 463.
 Prisons, State—1911, 137.
 Pritchard, J. C., Sketch—1896, 91.
 Property, Valuation of, in United States—1893, 60; 1907, 259, 280; 1908, 38; 1909, 99.
 Public Utility Laws—1908, 331.
 Pullman Boycott—1895, 79.
 Pulp Manufactures—1902, 330.
 Pulse, Rate of—1886, 83; 1908, 243; 1909, 218.
 Purcell, W. E., Sketch—1911, 335.
 Pure-Food Law—1907, 169. In Illinois, 1908, 406.
 Putnam, Herbert, Sketch—1900, 126.
 Quarantine, National—1907, 175.
 Quarles, J. V., Sketch—1900, 129.
 Quay, Senator, Case of—1901, 124.
 Quayle, W. A., Sketch—1909, 324.

- Quebec Bridge Disaster—1908, 398.
 Question, Eastern—1898, 249.
 Quinby, W. E., Sketch—1894, 60.
 Race Horses, Famous, Dead—1910, 296.
 Race War in Atlanta, Ga.—1907, 242.
 Radium Described—1906, 145.
 Railroad Gauges—1909, 434.
 Railroad-Rate Law—1907, 167.
 Railroad Speed Records—1888, 123; 1903, 374; 1906, 50.
 Railroad Statistics, United States—In each volume from 1891.
 Railroad Wrecks—1902, 336, and in succeeding volumes.
 Railroads, Grants to—1898, 279.
 Railroads in Illinois—1891, 122; 1906, 320.
 Railroads, Introduction of—1887, 14.
 Railroads, Harriman, Sued—1909, 258.
 Railways, Street—1891, 100; 1902, 222, and in succeeding volumes.
 Rainfall in United States—1890, 51.
 Ranch, Largest Cattle—1907, 200.
 Ransom, M. W., Sketch—1896, 88.
 Rasseleur, L., Sketch—1901, 250.
 Rawlins, J. L., Sketch—1898, 210.
 Real-Estate Transfers, Chicago—In each volume since 1903.
 Rebating, Indictments for—1909, 257.
 Rebellion, Lives Lost In—1886, 10.
 Rebellion (War of) Records—1902, 32.
 Recall Election—1910, 91.
 Receipts, Government—In each volume since 1891.
 Reciprocity Treaties—1892, 130; 1902, 78; 1903, 23.
 Reeve, F. X., Sketch—1894, 62.
 Referendum—1895, 100.
 Reformatories, Juvenile—1892, 101.
 Registration of Titles—1892, 384.
 Reid, W., Sketch—1903, 286; 1906, 298.
 Reins, Longest, in England—1902, 73.
 Relief Acts by Congress—1910, 130.
 Religions of the World—1905, 102; 1907, 192.
 Religion, Statistics of—In each volume since 1888.
 Remmel, V., Sketch—1901, 244.
 Remsen, Ira, Sketch—1902, 100.
 Representation, Proportional—1895, 101; 1896, 134; 1899, 404.
 Republics, Smallest—1897, 177.
 Resources, Conservation of—1909, 173; 1910, 169.
 Resources Inventory of—1910, 170.
 Reynolds, G. M., Sketch—1909, 324.
 Rhodes, Cecil, Scholarships—1903, 98; 1904, 150.
 Richardson, H. A., Sketch—1908, 356.
 Ricks, James B., Sketch—1902, 100.
 Ridder, Herman, Sketch—1909, 324.
 Riesco, Jerman, Sketch—1902, 100.
 Rivers and Canals, Length of—1900, 140; 1908, 170.
 Rivers, The Longest—1885, 11; 1888, 17; 1909, 91; 1910, 184; 1911, 105.
 Roach, W. N., Sketch—1894, 63.
 Road, Rules of the—1909, 556.
 Roads, Good—1911, 515.
 Roberts, B. H., Case of—1901, 125.
 Roberts, W. H., Sketch—1908, 356.
 Rockefeller Gift to Education—1906, 215; 1908, 132; 1909, 407; 1910, 325; 1911, 231.
 Rockefeller Institute—1902, 342.
 Rockhill, W. W., Sketch—1898, 206; 1906, 299.
 Rogers, H. H., Death of—1910, 72.
 Roman Catholics—See Religion, Statistics of.
 Roman Catholic Against Third Term—1905, 202; 1908, 397.
 Roosevelt and Brownson—1909, 270.
 Roosevelt in Africa—1910, 264; 1911, 75.
 Roosevelt, Theodore, Sketch—1899, 229; 1901, 241; 1902, 100; 1905, 203.
 Roof, Elihu, Sketch—1900, 124; 1904, 205; 1906, 298; 1910, 393.
 Ross, J., Sketch—1900, 128.
 Ross Kidnaping Case—1910, 112.
 Rostand, Edmond, Sketch—1902, 101.
 Roumania—1902, 118; 1903, 168; 1904, 216; 1905, 114; 1906, 122; 1907, 112; 1908, 182; 1909, 180; 1910, 190; 1911, 125.
 Royalty, Cost of Maintaining—1902, 112.
 Rubino, G., Trial of—1904, 245.
 Rublee, W., Sketch—1903, 235.
 Ruef, Abraham, Case of—1908, 344.
 Ruggles, Gen. G. D., Sketch—1895, 106.
 Rulers, Foreign—1896, 62; 1897, 134; 1898, 134; 1900, 273; 1901, 180; 1902, 113.
 Rules, House, Contest Over—1911, 33.
 Runyon, T., Sketch—1894, 64.
 Russia—1902, 118; 1903, 168; 1904, 216; 1905, 114; 1906, 122; 1907, 112; 1908, 183; 1909, 181; 1910, 190; 1911, 125.
 Russia, Assassinations in—1905, 143; 1906, 312.
 Russian Exile System Modified—1905, 187.
 Russian Revolution—1906, 309; 1907, 268; 1908, 190; 1909, 319.
 Russian Throne, Heir Born to—1905, 278.
 Russian Treaty—1894, 70.
 Russia's Asiatic Railways—1905, 16.
 Russo-American Tariff Controversy—1902, 217.
 Russo-English Treaty—1903, 339.
 Russo-Japanese Treaty—1908, 159; 1911, 52.
 Russo-Japanese War—See Japanese-Russian War.
 Rye, Statistics—See Agriculture.
 Saccharine—1887, 13.
 Sage Foundation—1908, 136; 1909, 264; 1910, 177, 1911, 72.
 St. Louis Fair—See Exposition, St. Louis.
 St. Vincent Disaster—1903, 151.
 Salaries, City Employees—In each volume since 1902.
 Salaries, Cook County—In each volume since 1902.
 Salaries, Large—1888, 15.
 Salaries, Teachers', Chicago—In each volume since 1902.
 Salem (Mich.) Railway Wreck—1908, 134.
 Salisbury Railway Wreck—1907, 21.
 Salisbury, Lord, Death of—1904, 126.
 Saloons—1903, 105; 1904, 78; 1906, 69.
 Salt Manufactures—1902, 332.
 Salvador—1902, 122; 1904, 219; 1905, 119; 1906, 126; 1907, 117; 1909, 184; 1910, 194; 1911, 128.
 Samoa—1900, 110, 113; 1901, 267.
 Sampson, A. J., Sketch—1898, 205.
 Sampson, W. T., Sketch—1899, 224.
 Sanders, J. Y., Sketch—1911, 335.
 San Francisco Disaster—1907, 265.
 San Francisco Graft Cases—1908, 344; 1909, 317.
 Sanger, W. C., Sketch—1902, 101.
 Sanitariums, Tuberculosis—1909, 424.
 Sanitary District, Chicago—In each volume since 1891.
 San Juan, Porto Rico—1899, 129.
 Santiago, Capitulation of—1899, 118.
 Santo Domingo—1902, 122; 1903, 172; 1904, 219; 1905, 119; 1906, 127, 343; 1907, 117; 1908, 187; 1909, 185; 1910, 194; 1911, 129.
 Sargent, F. P., Sketch—1903, 238.
 Sault Ste. Marie Canals—1904, 80; 1908, 210.
 Sawtelle, C. G., Sketch—1897, 161.
 Schley, W. S., Sketch—1899, 224. Inquiry, 1902, 354.
 Schmitz, Eugene, Case—1908, 344.
 School Age, Persons of—1893, 37; 1894, 217; 1902, 56; 1904, 61; 1908, 49, and in succeeding volumes.
 Schoolhouse vs. Saloon—1889, 178.
 School Laws of Illinois and Wisconsin—1891, 66.
 School Statistics—In each volume since 1891.
 Schools in Chicago—See Education, Board of.
 Schroeder, S., Sketch—1901, 249.
 Schwab, Charles M., Sketch—1902, 101.
 Scott Antarctic Expedition—1911, 175.
 Scott, N. B., Sketch—1900, 129.
 Seal Fisheries Dispute—1892, 41; 1893, 65; 1894, 37.
 Seaports, Distances to—1867, 56; 1908, 57; 1909, 61; 1910, 178; 1911, 184.
 Seaports, Great—1905, 144, and in succeeding volumes.
 Seats, Depth of—1909, 101; 1910, 334; 1911, 105.
 Seats, Contested, in Congress—1901, 122.
 Sees, A. J., Sketch—1892, 54.
 Seigniorage Bill Veto—1895, 122.
 Senatorial Districts, Illinois—1894, 177; 1902, 372, and in succeeding volumes.
 Senators (U. S.), Illinois—1908, 419; 1909, 420; 1910, 456; 1911, 418.
 Servia—1902, 118; 1903, 168; 1904, 216; 1905, 114; 1906, 122; 1907, 112; 1908, 183; 1909, 181; 1910, 194; 1911, 125.
 Servia, Revolution in—1904, 216.
 Sewall, Arthur, Sketch—1897, 154.
 Sewall, H. M., Sketch—1898, 205.
 Sex, Population by—1887, 16; 1893, 30; 1902, 53; 1904, 64, and in succeeding volumes.
 Sexes, The—1890, 181.
 Sexton, J. A., Sketch—1899, 226.
 Seymour, J. S., Sketch—1894, 61.
 Shackleton Expedition—1908, 135; 1910, 330.
 Shafter, W. R., Sketch—1899, 226.
 Shaw, A. D., Sketch—1900, 130.
 Shaw, L. M., Sketch—1903, 235.

- Shea Conspiracy Trials—1908, 78.
 Sheep, Per Square Mile—1893, 84.
 Sheldon, G. R., Sketch—1909, 324.
 Sherman Bill, Repeal of—1894, 87.
 Sherman, John, Sketch—1898, 201.
 Sherman, J. S., Sketch—1909, 331; 1910, 33.
 Shipping of the World—1896, 51; 1904, 136; 1909, 86.
 Shipbuilding of the World—1892, 123.
 Shipwreck, Chief, Attempt to Kill—1909, 488.
 Shipwrecks—1902, 335; 1904, 243, and in succeeding volumes.
 Shlrs, G., Sketch—1893, 63.
 Shlveij, Benjamin, Sketch—1910, 394.
 Shonts, T. P., Sketch—1906, 299.
 Shorthand, Speed in—1906, 127; 1910, 209.
 Shoup, G. L., Sketch—1896, 83.
 Slam—1902, 121; 1903, 170; 1904, 218; 1905, 116; 1906, 124; 1907, 114; 1908, 184; 1909, 182; 1910, 192; 1911, 127.
 Slam and France—1894, 65.
 Siberian Railway—1902, 88.
 Sight and Distance—1890, 181.
 Sigsbee, C. D., Sketch—1899, 226.
 Sill, J. M. B., Sketch—1895, 105.
 Silver—See Gold and Silver.
 Simmons, F. M., Sketch—1902, 101; 1908, 356.
 Simon, Joseph, Sketch—1899, 222.
 Simple Tunnel Completed—1906, 113.
 Slinger Building—1908, 105.
 Single-Tax League—1891, 184.
 Slavonia, Wreck of—1910, 218.
 Smith, Charles E., Sketch—1899, 221.
 Smith, C. W., Sketch—1909, 324.
 Smith, E. D., Sketch—1910, 394.
 Smith, H., Sketch—1894, 58.
 Smith, J. J., Jr., Sketch—1894, 63.
 Smith, J. W., Sketch—1909, 324.
 Smoot, Reed, Sketch—1904, 205; 1910, 394.
 Smoot, Reed, Case Against, Ended—1908, 344.
 Snake Victims in India—1905, 250.
 Snow Limit—1893, 377.
 Societies, Fraternal—1903, 183, and in succeeding volumes.
 Societies, Learned—1898, 162; 1909, 236; 1910, 476, and in succeeding volumes.
 Societies, National—See Associations.
 Societies, Patriotic—In each volume from 1889.
 Society Islands Hurricane—1907, 267.
 South Africa, Union of—1911, 122.
 South Carolina Exposition—1902, 338.
 South Pole Nearly Reached—1910, 330.
 Southgate, J. H., Sketch—1897, 156.
 Spain—1902, 117; 1903, 168; 1904, 216; 1905, 114; 1906, 122; 1907, 112; 1908, 183; 1909, 181; 1910, 191; 1911, 125.
 Spain and Church—1911, 125.
 Spain and Morocco—1910, 428.
 Spain, Riots in—1910, 318.
 Spalding, A. G., Sketch—1911, 335.
 Spalding, J. L., Sketch—1903, 238.
 Spanish-American War—1899, 107, 115, 120, 296; 1900, 106; 1901, 156; 1902, 111, and in succeeding volumes.
 Sparrows, Increase of—1887, 15.
 Speakers of the House—1900, 309, and in succeeding volumes.
 Specific Gravity Table—1908, 92; 1909, 154.
 Spelling, Simplified—1907, 130; 1909, 243.
 Spellmeyer, H., Sketch—1905, 206.
 Spirits, Materials Used in—1894, 201; 1896, 211; 1898, 54; 1899, 298; 1900, 97; 1901, 237; 1902, 221; 1906, 26.
 Spooner, J. C., Sketch—1898, 210; 1904, 205.
 Sporting Records—In each volume from 1890.
 Springfield (Ill.) Lynchings and Riots—1909, 258.
 Squiers, H. G., Sketch—1903, 235; 1907, 273.
 Standard Oil Suits—1907, 263; 1908, 233; 1910, 432.
 Stanford University Gift—1902, 366.
 Stanley in Africa—1891, 318.
 Staples, Consumption of—1898, 111.
 Stars, Number of—1888, 12; 1908, 26; 1909, 271; 1910, 27.
 State Nicknames and Flowers—1904, 114, and in succeeding volumes.
 State Officers—See Election Returns in each volume.
 States, Area, Population, Governors, Capitols, etc.—In each volume from 1887.
 State Names—1889, 180; 1896, 51; 1901, 282.
 States, New—1891, 112; 1907, 175.
 Steamboating Chronology—1888, 127; 1898, 66.
 Steamship Lines Merged—1903, 63.
 Steamships, Great Ocean—1902, 66; 1903, 93; 1908, 43; 1911, 164.
 Steel, Product—1891, 89; 1904, 50, 114; 1905, 38.
 Stensland Bank Failure—1907, 411.
 Stephenson, Isaac, Sketch—1908, 356; 1910, 394.
 Stevens, D. W., Assassinated—1909, 172.
 Stevens, John F., Sketch—1906, 300.
 Stevenson, A. E., Sketch—1893, 61; 1901, 242.
 Stewart, J. W., Sketch—1909, 325.
 Stewart, T. J., Sketch—1903, 236.
 Stills, Illicit, Seized—1891, 109; 1900, 98.
 Stock Exchange, Chicago—1902, 400; 1904, 410; 1906, 468, and in succeeding volumes.
 Stock, Live, Inspection—1891, 121.
 Stocks, Panic in—1902, 44.
 Stoessel, Gen., in Prison—1909, 319.
 Stone, Ellen M., Abduction of—1902, 422; 1903, 56.
 Stone, W. J., Sketch—1910, 394.
 Storer, B., Sketch—1898, 206.
 Storms and Floods—1902, 336, and in succeeding volumes.
 Straus, Oscar S., Sketch—1907, 273.
 Street Guide, Chicago—1908, 514; 1909, 502.
 Street-Railway Licenses—1903, 392.
 Street-Railway Ordinance, Chicago—1908, 496.
 Street Railways in Chicago—1905, 405, and in succeeding volumes.
 Streets in Cities—1891, 99; 1906, 65.
 Strike, Anthracite Coal—1903, 191.
 Strike, Teamsters'—1906, 351.
 Strike, Telegraph Operators'—1908, 390.
 Strikes—1889, 164; 1895, 77, 89; 1896, 198; 1898, 242; 1902, 337; 1903, 30, 99, 192; 1904, 55, 430; 1905, 257, and in succeeding volumes.
 Stubbs, W. R., Sketch—1911, 325.
 Subsidies Paid by All Nations—1890, 45.
 Subsidies, Roosevelt on—1908, 79, 374.
 Suburbs of Chicago—1902, 418; 1903, 424; 1904, 422; 1905, 420; 1906, 436.
 Suez Canal Statistics—1904, 15.
 Suffrage, Qualifications for—In each volume from 1889.
 Sugar Beets—1892, 114; 1898, 102.
 Sugar Bounty—1894, 203; 1895, 367.
 Sugar, Brussels, Conference—1902, 44.
 Sugar, Consumption—1892, 114; 1898, 99, 133; 1902, 43; 1905, 180; 1906, 85.
 Sugar Statistics—1891, 64; 1892, 114; 1894, 202; 1900, 100, and in succeeding volumes.
 Sugar Trust, Restitution by—1910, 264.
 Suicide, Facts About—1888, 16.
 Sulu Treaty—1901, 261.
 Sunday Schools—1894, 41; 1897, 183.
 Supreme Court, United States—In each volume.
 Supreme Court, Illinois—In each volume.
 Sutherland, George, Sketch—1906, 298.
 Swallow, S. C., Sketch—1905, 203.
 Swanson, C. A., Sketch—1911, 335.
 Swayne Impeachment—1906, 350.
 Sweden—1902, 119; 1903, 168; 1904, 216; 1905, 115; 1906, 122; 1907, 113; 1908, 183; 1909, 181; 1910, 121.
 Sweden and Norway—1896, 131; 1911, 125.
 Sweden, Famine in—1904, 122.
 Swensen, E. B., Sketch—1898, 206.
 Switzerland—1902, 119; 1903, 169; 1904, 217; 1905, 115; 1906, 123; 1907, 113; 1908, 183; 1909, 181; 1911, 125.
 Syrian Troubles—1904, 210.
 Taft, W. H., Inauguration of—1910, 31.
 Taft, W. H., Sketch—1901, 247; 1909, 321; 1910, 33.
 Taft's Trip Around World—1908, 401.
 Taggart Divorce Case—1906, 162.
 Taggart, Thomas, Sketch—1905, 204.
 Tallafiero, J. P., Sketch—1900, 126.
 Tariff Commission—1911, 62.
 Tariff, History of the—1891, 23; 1908, 69; 1909, 90.
 Tariff Legislation—1891, 26; 1895, 26; 1911, 62.
 Tariff, Payne-Aldrich—1910, 37-62.
 Tariff Question in England—1904, 245.
 Tariff Rates—1903, 59, and in succeeding volumes.
 Tariff Revenues—1904, 102.
 Tariffs Compared—1889, 15; 1894, 90; 1895, 28; 1910, 62.
 Tariffs, Foreign—1892, 52.
 Tatsu, Seizure of—1909, 148.
 Taxation, Chicago—1902, 428; 1903, 414; 1904, 424; 1905, 421; 1906, 371; 1907, 439; 1908, 612; 1909, 562; 1910, 487.
 Taxation, Digest of—1894, 42.
 Taxes, Per Capita—1901, 136.
 Taxes, War Revenue—1899, 151.

- Taylor, H. A., Sketch—1900, 125.
 Taylor, H., Sketch—1894, 60.
 Taylor, R. L., Sketch—1907, 272; 1908, 356.
 Tea, Consumption of—1891, 76; 1898, 51; 1903, 72, and in succeeding volumes.
 Tehuantepec Railway—1903, 148.
 Telegraph Rates from Chicago—1902, 412.
 Telegraph Statistics—1900, 151-154; 1903, 102, and in succeeding volumes.
 Telegraphy, Wireless—1902, 366.
 Telephone Ordinance, Chicago—1908, 402.
 Telephone Rates—1903, 61.
 Telephone Statistics—1907, 181, and in succeeding volumes.
 Telephones of the World—1899, 84.
 Telescopes, American—1892, 39.
 Telescopes, Great—1900, 376.
 Teller, Henry M., Sketch—1904, 205.
 Tener, J. K., Sketch—1911, 335.
 Terrell, J. M., Sketch—1911, 335.
 Terrill, A. W., Sketch—1894, 61.
 Texas, Annexation—1901, 133.
 Thaw, Harry K., Trial—1908, 60; 1909, 320.
 Theater Fires—1909, 260; 1911, 173.
 Theaters, Capacity—1893, 114.
 Theaters and Halls, Chicago—1902, 402, and in succeeding volumes.
 Thermometers Compared—1902, 74, and in succeeding volumes.
 Thompson, F. L., Sketch—1910, 394.
 Thompson, T. L., Sketch—1894, 61.
 Thurston, J. M., Sketch—1896, 90.
 Tibbles, T. H., Sketch—1905, 203.
 Tibet, British in—1905, 282.
 Ticket Scalping—1908, 405.
 Tiger Victims in India—1905, 250.
 Tiltman, J. H., Trial of—1904, 245.
 Timber Supply—1898, 197; 1908, 123.
 Time, Difference in—1902, 69; 1903, 21; 1904, 103; 1905, 108; 1906, 132; 1907, 16; 1908, 27.
 Time, Foreign Standards of—1905, 15, and in succeeding volumes.
 Time, Measurement of—1890, 188.
 Time, Standard, to Obtain—1890, 179; 1891, 320; 1892, 354; 1893, 380; 1894, 211; 1895, 247; 1896, 250; 1897, 269; 1898, 162; 1900, 250.
 Time Without a Watch—1894, 212.
 Tire Ordinance—1908, 466.
 Titled American Women—1896, 239.
 Titles, Official—1895, 225.
 Tobacco Statistics—See Agriculture.
 Tobacco Trust Suit—1908, 234.
 Tobacco Used—1900, 90; 1901, 238.
 Togo, Admiral, Sketch—1906, 300.
 Tolstoy, Leo, Death—1911, 542.
 Tornadoes, Destructive—1891, 321.
 Toronto (Ont.) Fire—1905, 144.
 Torrance, Eli, Sketch—1902, 101.
 Torrens Title System—1896, 82; 1904, 363.
 Tower, C., Sketch—1898, 205; 1904, 204.
 Towers, High—1908, 260.
 Townsend, L., Sketch—1898, 206.
 Track Elevation—1904, 375, and in succeeding volumes.
 Tracy, Harry, Bandit—1903, 380.
 Trade, Balance of—1895, 242; 1896, 193; 1899, 222; 1900, 46; 1901, 27; 1902, 18.
 Trade-Marks—1896, 226; 1906, 106, and in succeeding volumes.
 Train Robberies—1903, 172.
 Trains in Chicago, One Day's—1902, 408; 1903, 406; 1904, 397; 1905, 405; 1906, 472; 1907, 442; 1908, 484; 1909, 554.
 Trans-Mississippi Exposition—1897, 259; 1898, 240.
 Transportation, Water—1909, 88.
 Transvaal Colony—1906, 125; 1907, 115; 1908, 185.
 Travel, Foreign—1896, 134.
 Travelers, Hints for—1887, 18; 1908, 122; 1909, 119; 1910, 353; 1911, 77.
 Treaty, Franco-American—1909, 220.
 Tree, How to Measure a—1888, 14.
 Trials, Noted—1902, 107; 1903, 156; 1904, 85; 1905, 200; 1906, 162.
 Tripp, B., Sketch—1894, 60.
 Troops, Call for—1899, 121.
 Trust, Beef—1903, 210; 1904, 95.
 Trust Laws—1891, 111; 1901, 121; 1903, 150; 1904, 96; 1906, 129.
 Trusts, American—1899, 91; 1900, 65; 1902, 130; 1903, 62; 1904, 85 (complete list); 1905, 262.
 Trusts, Illinois Law Against—1903, 150; 1904, 353.
 Trusts, Suits Against—1907, 262; 1908, 234.
 Tschalkovsky, N., Acquitted—1911, 481.
 Tunis—1902, 121; 1903, 170; 1904, 219; 1905, 117; 1906, 125; 1907, 115; 1908, 185; 1909, 183; 1910, 193; 1911, 127.
 Tunnels, Chicago River—1903, 406, and in succeeding volumes.
 Tunnels, Great Railway—1903, 172.
 Tunnels, Hudson River—1909, 150, 320.
 Turkey—1902, 119; 1903, 169; 1904, 217; 1905, 116; 1906, 123; 1907, 113; 1908, 124; 1909, 182; 1910, 192; 1911, 126.
 Turkey and Armenia—1897, 130.
 Turkey, Constitution in—1905, 336.
 Turkey, Greece and Crete—1898, 249.
 Turkey, Massacres in—1910, 196.
 Turkey, Revolution in—1910, 212.
 Turner, G., Sketch—1898, 210; 1904, 205.
 Tutuila—1901, 135, 268; 1902, 145; 1903, 160; 1904, 205; 1905, 149; 1906, 193; 1907, 250; 1908, 241; 1909, 176; 1910, 205; 1911, 116.
 Twain, Mark, Death—1911, 170.
 Uganda Railway Completed—1903, 31.
 Underground Roads—1903, 141.
 Unexploded Globe—1896, 75.
 Unitarians—See Religion, Statistics of.
 United States—See States, Population, Courts, etc.
 United States Government (Officials, Departments, Salaries, etc.)—In each volume from 1891.
 United States, Progress of—1902, 32, and in succeeding volumes.
 United States, Status of, in World—1902, 45.
 United States Steel Corporation—1902, 130; 1903, 64; 1904, 95; 1905, 262; 1911, 201.
 United States, Territorial Growth of—1901, 132, and in succeeding volumes.
 United States, Wealth of—1907, 280; 1908, 38; 1909, 50.
 Universities—See Colleges and Universities.
 University Extension—1897, 141.
 University of Chicago, Gifts to—1896, 414; 1909, 407.
 Urban Population—1893, 29; 1901, 135, and in succeeding volumes.
 Uruguay—1902, 122; 1903, 172; 1904, 219; 1905, 118; 1906, 126; 1907, 116; 1908, 156; 1909, 184; 1910, 194; 1911, 128.
 Valencia, Wreck of—1907, 105.
 Valparaiso Earthquake—1907, 264.
 Vancouver Riots—1908, 340.
 Van Dyke, H., Sketch—1903, 237.
 Van Sant, S. R., Sketch—1910, 394.
 Venezuela—1904, 219; 1905, 118; 1906, 126; 1907, 116; 1908, 126; 1909, 184; 1910, 154; 1911, 128.
 Venezuela and Colombia—1902, 218.
 Venezuela and Great Britain—1896, 86; 1897, 127; 1898, 253.
 Venezuela and Holland—1909, 414.
 Venezuela and United States—1909, 320; 1910, 209.
 Venezuela Asphalt Dispute—1906, 149.
 Venezuela, Blockade of—1903, 433; 1904, 219; 1905, 16.
 Vessels Built in the World—1891, 25; 1908, 42.
 Vessels, Largest Sailing—1903, 74.
 Vesuvius, Eruption of—1907, 266.
 Vietots by Presidents—1901, 105.
 Viaducts, Great—1903, 193.
 Viborg Manifesto—1907, 269.
 Vice Commission Chicago—1911, 608.
 Vice-Presidents—See Presidents.
 Victor (Col.) Dynamite Outrage—1905, 262.
 Victoria, Death of—1902, 186.
 Vineyards, Area—1892, 102.
 Vital Statistics—See Deaths and Death Rate.
 Vogue, Marquis de, Sketch—1902, 101.
 Von Plehve, Assassination—1905, 257; 1906, 309.
 Vote, Electoral—See Electoral Vote.
 Vote, Presidential—In each volume from 1888.
 Voting Age, Males of—1893, 33; 1902, 55; 1904, 61; 1905, 62; 1906, 61; 1907, 47; 1908, 49.
 Voting-Machine Law—1904, 357.
 Voting, Qualifications—In each volume from 1889.
 Voting System, Australian—1890, 159.
 Wade, J. F., Sketch—1899, 227.
 Wages and Cost of Living—1905, 50; 1906, 76; 1907, 63.
 Wages in Europe and America—1891, 125; 1905, 49.
 Wages in Foreign Countries—1896, 44.
 Wages Lost in Strikes—1896, 201.
 Wages on Farms—1902, 44.
 Wake Island, Taking of—1901, 135.

- Walcott, C. D., Sketch—1908, 356.
 Walker, Asa, Sketch—1899, 223.
 Walker, I. N., Sketch—1896, 92.
 Walker, J. G., Sketch—1905, 206.
 Wallace, J. F., Sketch—1905, 205; 1906, 300.
 Waller Case—1896, 220; 1897, 113.
 Walsh, John R., Case—1909, 410.
 Walsh, Patrick, Sketch—1895, 106.
 War and Education, Cost of—1895, 366.
 War Budgets of the World—1899, 150.
 War Department—In each volume.
 War, Survivors of Civil—1904, 22; 1905, 122; 1907, 32.
 Ward Boundaries of Chicago—1902, 394- and in succeeding volumes.
 Ware, Eugene, Sketch—1903, 235.
 Warne, F. W., Sketch—1901, 250.
 Warner, Fred M., Sketch—1907, 274.
 Warner, Vespasian, Sketch—1906, 299.
 Warner, William, Sketch—1906, 298.
 Warren, F. E., Sketch—1896, 92.
 Wars, Chronology of Recent—1902, 111; 1904, 112, and in succeeding volumes.
 Wars, Cost of Modern—1902, 91.
 Wars, United States—1895, 182; 1899, 183; 1900, 264.
 Water, Tests of Pure—1887, 17.
 Waterbury (Conn.) Fire—1903, 198.
 Waterfalls, Famous—1909, 190; 1910, 36.
 Waterways, Deep—1898, 236; 1908, 82, 369, 399, 400; 1909, 548; 1910, 72, 403.
 Waterworks, Chicago—1902, 410; 1906, 434; 1908, 462; 1909, 560; 1910, 523.
 Watkins, A. S., Sketch—1909, 321.
 Watkins, T. H., Sketch—1903, 238.
 Watson, J. C., Sketch—1899, 225; 1903, 236.
 Watson, T. E., Sketch—1897, 154; 1905, 203; 1909, 321.
 Waves, Height of Ocean—1902, 186.
 Wealth and Debts of Nations—1894, 101; 1904, 220; 1905, 88; 1906, 88.
 Wealth, Increase of—1890, 160.
 Wealth of United States—See United States, Wealth of.
 Wealthiest Men and Women—1903, 182.
 Weather Forecasts and Signals—1888, 128; 1892, 63; 1902, 74, and in succeeding volumes.
 Weather, Hot (In 1901)—1902, 112.
 Weaver, J. B., Letter—1893, 165.
 Weaver, J. B., Sketch—1893, 61.
 Weber-Kanter-Loveless Case—1902, 107.
 Webster, R. E., Sketch—1904, 205.
 Wedding Anniversaries—1888, 74; 1904, 110; 1905, 28, and in succeeding volumes.
 Week, Days of—1888, 16.
 Weights and Measures, United States—See Weights and Measures.
 Weights, Healthy—1902, 67; 1903, 15; 1908, 330; 1909, 277.
 Weissert, A. G., Sketch—1893, 64.
 Wellington, G. L., Sketch—1897, 160.
 Wellman Expedition—1907, 246; 1908, 134; 1910, 331; Attempts to Cross Atlantic in Dirigible, 1911, 318.
 Wells, H. M., Sketch—1896, 93.
 Wernz, Francis X., Sketch—1907, 274.
 West Point Academy—See Military Academies.
 Weston's Long Walk—1908, 380; 1910, 317; 1911, 225.
 Wetmore, G. P., Sketch—1909, 324.
 Wheat, Prices of—In each volume from 1891.
 Wheat Statistics—See Agriculture.
 Wheeler, Joseph, Sketch—1899, 227.
 White, A. D., Sketch—1893, 63; 1897, 158.
 White, E. D., Sketch—1895, 106.
 White, Henry, Sketch—1906, 299.
 White, S. M., Sketch—1894, 63.
 Whittaker Kidnaping Case—1910, 112.
 Whyte, William P., Sketch—1907, 272.
 Wickersham, G. W., Sketch—1910, 33.
 Wildes, Frank, Sketch—1899, 223.
 Wilkin, Jacob W., Sketch—1902, 102.
 Willard Statue—1904, 363.
 William, Emperor, Interviews—1909, 414.
 Williams, S. W., Sketch—1909, 321.
 Willis, A. S., Sketch—1894, 60.
 Wilson and Cleveland—1895, 125.
 Wilson Bill, The—1894, 90; 1908, 69.
 Wilson, Huntington, Sketch—1907, 273.
 Wilson, H. L., Sketch—1898, 206.
 Wilson, J., Sketch—1898, 202; 1910, 33.
 Wilson, J. H., Sketch—1899, 227; 1903, 236.
 Wilson, J. L., Sketch—1896, 91.
 Wilson, Luther B., Sketch—1905, 206.
 Wilson, Woodrow, Sketch—1903, 237; 1911, 335.
 Wilson, W. L., Sketch—1896, 87.
 Wind Pressures—1899, 102.
 Wine, Dealers In—1891, 75.
 Wine Growers' Revolt—1908, 322.
 Wine Production—1899, 101; 1901, 240; 1902, 43; 1905, 52; 1907, 99.
 Wines, Aging of—1887, 13.
 Wines, Consumption—1895, 67; 1898, 51; 1906, 85, 349, and in succeeding volumes.
 Wines, F. H., Sketch—1900, 126.
 Witte, Serge, Sketch—1906, 300.
 Woman, Proper Weight of a—1890, 89; 1902, 67.
 Woman Suffrage, Vote on—1896, 286.
 Women, Associations of—1902, 340; 1904, 227.
 Women, Hours of Work for—1910, 442.
 Women, Occupations of—1904, 150.
 Women, Titled American—1896, 239.
 Wonders, American—1892, 190.
 Wonders, Seven—1909, 275.
 Wood, E. P., Sketch—1899, 223.
 Woodford, S. L., Sketch—1898, 204.
 Wood Pulp, Trade In—1908, 115.
 Woods, Weight of—1902, 86.
 Wool, Statistics of—In each volume since 1891.
 Woolley, J. G., Sketch—1901, 243.
 Worcester, D. C., Sketch—1901, 248.
 World's Columbian Exposition—1891, 77; Act Incorporating, 77-79; Commissioners and Alternates, 79-80; Directory of, 79; Officers of, 79; Committees of, 80-82; The Local Directory, 82; Committees of, 82; Officers of, 82; Lady Managers of, 83; Chicago Lady Managers of, 84; Contesting Location of, 79; Stockholders of, 85-88; 1892, 202; 1893, 197-233; Attendance at, 1894, 186; Chronology of, 1894, 190; Cost of, 1894, 138; Special Days at, 1894, 137.
 World's Fairs, Previous—1891, 89; 1908, 352.
 Wrecks, Marine—1903, 282; 1904, 83; 1906, 352.
 Wrecks, Statistics of—1903, 61; 1906, 313.
 Wright, Carroll D., Sketch—1903, 238.
 Wright, L. E., Sketch—1901, 248; 1904, 204; 1907, 273.
 Wulf Kidnaping Case—1910, 112.
 Wyeth, John A., Sketch—1901, 101.
 Wyllie Assassination—1910, 321.
 Wynne, R. J., Sketch—1905, 204.
 Yale Bicentennial—1902, 342.
 Yellow Fever—1906, 345.
 Yeomans, J. D., Sketch—1895, 107.
 Young, J. R., Sketch—1898, 210.
 Young, Lafayette, Sketch—1911, 335.
 Young, P. M. B., Sketch—1894, 59.
 Young, S. B. M., Sketch—1899, 229.
 Zeppelin Polar Plan—1910, 331.
 Zionist Movement—1902, 156.


FOR INDEX OF THE CURRENT VOLUME SEE PAGES 3-12.

"There is no other paper in the city which will spend as much money for news as will THE CHICAGO DAILY NEWS. During the Japanese-Russian war it had a number of special correspondents at the scene of the strife, who had at their constant disposal a special boat to aid in collecting the news and furnishing it to the Chicago public quickly. THE DAILY NEWS dispatch boat was the only one in commission for an American newspaper. It is not to be wondered at where a newspaper has so many excellent features that it becomes the strongest and best liked paper in the community."—Mail Order Journal.

The Problem Solved

For the Small City Daily

How to Print 6, 8, 10, 12, 14 and 16 Page Newspapers
From One Roll of Paper and a Single Set of Plates.



THE "UNIQUE" Single-Plate, Single-Roll Press

The printing portion is exactly similar to that in our best newspaper presses and has only two pairs of cylinders and two sets of inking rollers, USING THE REGULAR SEMI-CIRCULAR STEREOTYPE PLATES.

It
Prints

6, 8, 10, 12, 14 and 16 Page Papers from One Roll of Paper and a Single Set of Plates at a Running Speed of 10,000 an Hour.

4, 6 and 8 Page Papers from One Roll of Paper and a Double Set of Plates, at 24,000 an Hour.

12 and 16 Page Papers, Composed of Two 6-Page and Two 8-Page Sections, from One Roll of Paper and a Single Set of Plates, at 12,000 an Hour.

When made five pages wide will produce also 18-Page Papers from 18 Plates and 20-Page Papers from 20 Plates, at 10,000 Copies an Hour.

Write for full information and price to

R. HOE & CO.

504-520 Grand Street, New York, N. Y.

7 South Dearborn Street, Chicago, Ill.

Also at BOSTON, LONDON and PARIS

OUTDOOR ADVERTISING

Painted Displays

Spectacular Electric Displays

Commercial Signs

Pre-eminently in position to plan, produce and maintain to your complete satisfaction anything from the simplest sign to the most elaborate painted wall or spectacular night display—anywhere

BRANCHES:

Buffalo

Indianapolis

St. Louis

Cincinnati

Milwaukee

Kansas City

Louisville

Omaha

Oklahoma City

Rochester

Eastern Office, Flat Iron Building, New York City

Thos. Cusack Company

CHICAGO

Phone All Departments, Canal 1325

543

3/3
3.75

1.75

Geo Baird

257

4 am

4 p

re

THE
**CORN EXCHANGE
NATIONAL BANK**
OF CHICAGO

Capital \$3,000,000
Surplus \$5,000,000
Undivided Profits . . . \$750,000

OFFICERS

ERNEST A. HAMILL, President
CHARLES L. HUTCHINSON, Vice-President
CHAUNCEY J. BLAIR, Vice-President
D. A. MOULTON, Vice-President
B. C. SAMMONS, Vice-President

JOHN C. NEELY, Secretary
FRANK W. SMITH, Cashier
J. EDWARD MAASS, Assistant Cashier
JAMES G. WAKEFIELD, Assistant Cashier

DIRECTORS

CHARLES H. WACKER
CHAUNCEY J. BLAIR
EDWARD B. BUTLER
CLARENCE BUCKINGHAM
BENJAMIN CARPENTER
WATSON F. BLAIR
EDWARD A. SHEDD

MARTIN A. RYERSON
CHARLES H. HULBURD
CLYDE M. CARR
EDWIN G. FOREMAN
CHARLES L. HUTCHINSON
FREDERICK W. CROSBY
ERNEST A. HAMILL

FOREIGN EXCHANGE
LETTERS OF CREDIT
CABLE TRANSFERS

10286

ALL BRANCHES

UNIVERSITY OF ILLINOIS-URBANA
310D14 C001
CHICAGO DAILY NEWS NATIONAL ALMANAC CHGO
1912



3 0112 025282226



1857

1912

Capital, Surplus and Undivided Profits

\$9,000,000

DIRECTORS

ENOS M. BARTON

THIES J. LEFENS

CLARENCE A. BURLEY

CYRUS H. McCORMACK

WILLIAM A. GARDNER

JOHN S. RUNNELLS

ELBERT H. GARY

EDWARD L. RYERSON

EDMUND D. HULBERT

ORSON SMITH

CHAUNCEY KEEP

MOSES J. WENTWORTH

112 WEST ADAMS STREET

NORTHWEST CORNER CLARK STREET