

THE DAILY NEWS
ALMANAC
AND
YEAR-BOOK
1914

REMOTE STORAGE

MAI

THE UNIVERSITY
OF ILLINOIS
LIBRARY

INAN

IN

ILLINOIS HISTORICAL SURVEY

CE

Chicago (

310
D14
1914

son Blvd.

ALLIANCE INSURANCE CO.....PHILADELPHIA
 CONTINENTAL INSURANCE CO.....NEW YORK
 FARMERS' FIRE INSURANCE CO.....YORK, PA.
 FIDELITY UNDERWRITERS.....NEW YORK
 FIRE ASSOCIATIONPHILADELPHIA
 FIREMAN'S FUND INSURANCE CO.....CALIFORNIA
 GERMAN AMERICAN FIRE INS. CO.....BALTIMORE
 GERMAN AMERICAN INSURANCE CO.....NEW YORK
 INSURANCE CO. OF NORTH AMERICA.....PHILADELPHIA
 LONDON & LANCASHIRE FIRE INS. CO.....ENGLAND
 PHILADELPHIA UNDERWRITERS.....PHILADELPHIA

ZURICH GENERAL ACCIDENT AND LIABILITY
 INSURANCE CO.....ZURICH, SWITZERLAND
 (Liability, Automobile, Accident and Health)

NEW JERSEY FIDELITY & PLATE GLASS
 INSURANCE CO.....NEWARK, NEW JERSEY
 (Plate Glass)

NATIONAL SURETY CO.....NEW YORK
 (Burglary)

AUTOMOBILE

LLOYDS LONDONLONDON
 CONTINENTAL INSURANCE CO.....NEW YORK
 FEDERAL INSURANCE CO.....NEW JERSEY
 FIREMAN'S FUND INSURANCE CO.....CALIFORNIA
 INSURANCE CO. OF NORTH AMERICA.....PHILADELPHIA

SURPLUS LINE

LLOYDS LONDONLONDON
 MEDWAY INSURANCE CO.....GREAT BRITAIN
 ROYAL SCOTTISH INSURANCE CO.....GLASGOW

ILLINOIS LIFE INSURANCE CO.

CHICAGO
JAMES W. STEVENS, PRESIDENT

**GREATEST
ILLINOIS
COMPANY**

**WANTS GOOD MEN
AND
WILL PAY THEM WELL**

GEO. H. MORRILL CO.

MANUFACTURERS

PRINTING

AND

LITHOGRAPHIC

INKS

OFFICES

BOSTON

CHICAGO

LONDON

NEW YORK

SAN FRANCISCO

LOS ANGELES

[THIRTIETH YEAR]

THE CHICAGO DAILY NEWS
ALMANAC
AND YEAR-BOOK

FOR
EDMUND J. JAMES

1914

THE LIBRARY OF THE
MAR 8 1932
UNIVERSITY OF ILLINOIS

COMPILED BY JAMES LANGLAND, M. A.

ISSUED BY

THE CHICAGO DAILY NEWS COMPANY

[Copyright, 1913, by The Chicago Daily News Company.]

PREFACE.

Nothing will give a better idea of the general scope of this volume than an examination of the index which begins on the next page. From this it will be seen that the subjects comprised are varied and numerous and that all the information given is intended primarily for reference purposes. The book, in other words, is a compact encyclopedia which endeavors to answer the questions that are most commonly asked by seekers after present-day knowledge not readily obtained elsewhere.

To summarize adequately the contents of a publication of this kind is impracticable and in view of the comprehensive index furnished unnecessary. Mention may be made, however, of a few of the important historical events of 1913 with which it deals. These include:

The practical completion of the Panama canal, one of the great engineering feats of modern times.

Final ratification and proclamation of the sixteenth and seventeenth amendments to the federal constitution, one giving congress power to pass an income tax law and the other providing for the direct election of United States senators.

Inauguration of President Woodrow Wilson and beginning of first democratic national administration since 1897.

Passage by the 63d congress in extra session of a tariff act largely reducing customs duties, placing many articles on the free list and providing for the imposition of a federal income tax; also, passage by the house at the same session of a bill for the establishment of federal reserve banks and an elastic currency. The text of the income tax law is given in full.

Revolutions and disorder in Mexico, resulting in a serious conflict with the United States.

Impeachment of William Sulzer, governor of New York.

Floods in Ohio and Indiana and tornadoes in the west and south, causing heavy loss of life and property.

End of war against Turkey by Balkan states and armed conflict between the allies themselves, resulting in establishment of new frontiers.

Ill. Hist. Soc. Reg.
~~REMOTE STORAGE~~
 INDEX—1914.

NOTE—Table of contents of previous issues of The Daily News Almanac and Year-Book will be found on page 648.

10229
 1914
 8 ms 3 2 av. g.

A

Abyssinia 193
 Academy, French, Members... 284
 Academy of Design, National 282
 Academy of Fine Arts..... 598
 Academy of Sciences, Chicago 478
 Accidents 406
 Accidents, First Aid in..... 552
 Accidents, Football..... 368
 Accidents, Fourth of July... 408
 Accidents, Hunting..... 446
 Accidents, Railroad, Statistics 428
 Accountants, Examiners of... 453
 Acres per Inhabitant..... 82
 Administration, State Board. 452
 Administrator, Public..... 497
 Aeronautical Progress..... 394
 Afghanistan 192
 Africa, Population of..... 87
 Age, Population by..... 69
 Agent, County..... 497
 Agricultural Exports..... 170
 Agricultural Statistics..... 149
 Agriculture, Department of... 415
 Agriculture, State Board..... 450
 Alabama Cities, Population... 92
 Alabama State Officers..... 300
 Alabama, Vote of..... 390
 Alaska 198
 Alaska Cities, Population... 92
 Alaska, Manufactures in..... 177
 Alaska, Population of..... 80
 Albania 188
 Albania, Ruler of..... 528
 Alberta, Crops of..... 156
 Aldermen, Chicago..... 508
 Aldermen, Vote for..... 475
 Aldrich-Payne Bill..... 248
 Alfonso, Attempt to Kill..... 142
 Algeria 155
 Almonds Produced..... 166
 Altitude of Chicago..... 505
 Aluminum Produced..... 178
 Alumni Associations..... 568
 Ambassadors, American..... 424
 Ambassadors, Foreign in U.S. 427
 Amendments to Constitution... 47
 American Academy of Arts... 282
 American Bible Society..... 275
 American Cities, Statistics... 99
 American-Spanish War..... 130
 American Tract Society..... 275
 America's Cup, The..... 377
 Anatomists, Am. Association 284
 Ancient Arabic Order..... 278
 Ancient Order United Workmen 278
 Andrew and Philip Broth'd... 276
 Anglo-Ber War..... 130
 Animals, Cruelty, State Agts. 453
 Annapolis Academy..... 54
 Anniversaries, Wedding..... 178
 Antarctic Exploration..... 481
 Antietam Battle Field..... 40
 Antiquities, American..... 40
 Anti-Saloon League, Illinois... 456
 Antitrust Law, Sherman..... 200
 Appellate Court, Chicago..... 502
 Apples Produced..... 162
 Apportionment, Represent's... 206
 Appropriations by Congress... 117
 Appropriations, Chicago..... 520
 Appropriations, Cook County 499
 Appropriations, Illinois..... 463
 Apricots Produced..... 163
 Arabic Numerals..... 212

Arbitration, Hague Court of... 129
 Arbitration, State Board..... 452
 Archaeological Society..... 284
 Archbald Impeachment..... 201
 Archery 367
 Architect, City..... 512
 Architect, County..... 496
 Architects, Am. Institute... 283
 Architects, Naval, Society... 284
 Arctic Exploration..... 181
 Area American Cities..... 99
 Area of Chicago..... 576
 Area of United States..... 81
 Area, U. S., Increase of..... 81
 Argentine Republic..... 193
 Arizona Cities, Population... 92
 Arizona State Officers..... 300
 Arizona, Vote of..... 300
 Arkansas Cities, Population... 92
 Arkansas State Officials..... 92
 Arkansas, Vote of..... 300
 Armies of World..... 438
 Armory Buildings, Illinois... 492
 Army and Navy Union..... 290
 Army, Authorized Strength... 437
 Army, Central Division..... 460
 Army of the United States... 435
 Army Pay Table..... 437
 Arrivals, Vessel, Chicago... 522
 Arsenals, United States..... 248
 Art Commission, State..... 453
 Art Galleries of World..... 37
 Art Institute..... 606
 Art League, Municipal..... 543
 Artists, Societies of..... 606
 Arts, Am. Federation of... 282
 Arts and Letters, Am. Acad. 354
 Arts and Letters, Nat. Inst. 354
 Asbestos Produced..... 173
 Asia, Population of..... 87
 Asiatic Association, Am..... 283
 Asphaltum Produced..... 178
 Assassination of King George 138
 Assay Offices, U. S..... 56
 Assembly, Illinois..... 457
 Assessment, Illinois..... 493
 Assessments, American Cities 101
 Assessments, Chicago..... 600
 Assessors, Board of..... 496
 Assets, Fixed City..... 519
 Assets, Fixed, Cook County... 499
 Associated Press..... 180
 Association of Commerce... 551
 Associations, Illinois State... 456
 Associations, National..... 282
 Asteroids 24
 Astronomical Soc. of Am..... 284
 Asylums, Chicago..... 622
 Asylums, State..... 452
 Athletic Federation, Internat'l 393
 Athletics 391
 Atlantic Voyages, Fastest... 430
 Attorney, City..... 510
 Attorney, County..... 497
 Attorney, Prosecuting..... 510
 Attorney, State's, Cook Co... 497
 Attorneys, City, Since 1837... 612
 Attorneys-General..... 205
 Attorneys, State's, Cook Co. 463
 Attorneys, State's, Illinois... 455
 Attorneys, U. S. District... 418
 Aurora, Population..... 480
 Australia 188
 Austria-Hungary..... 188
 Automobile Industry..... 176
 Automobile Records..... 369
 Automobiling, Chicago..... 586
 Autumn Begins..... 13

Aviation 394
 Aviation Fatalities..... 395
 Avocado Pears Produced..... 165

B

Balkan-Bulgarian War..... 130
 Baikan-Turkish War..... 130
 Baikan Wars, Story of..... 225
 Ballooning 396
 Bananas Produced..... 165
 Bank Clearings, Chicago..... 534
 Bank Clearings, U. S..... 401
 Bank Notes, National..... 114
 Bankers' Association, Am..... 282
 Bankers' Association, Illinois 456
 Bankers' Ass'n, Investment... 282
 Banking Power of U. S..... 114
 Banking Statistics..... 114
 Banks, Chicago..... 532
 Banks, Chicago, Statistics... 533
 Banks, Postal Savings, Chicago 527
 Banks, Postal Savings, Foreign 117
 Banks, Private, in U. S..... 115
 Banks, Savings..... 116
 Banks, State, in U. S..... 115
 Banks with Largest Capital... 114
 Baptist Denomination..... 273
 Bar Association, American... 283
 Bar Association, Illinois... 456
 Barbers' Examining Board... 453
 Barley Crop by Countries... 150
 Barley Crop by States..... 153
 Barometer, Wind, for Lakes 560
 Barytes Produced..... 178
 Baseball 361
 Baseball, Chicago Champions'p 577
 Baseball, College..... 365
 Basket Ball..... 389
 Basket Ball, Chicago..... 586
 Bathing Trust Suit..... 398
 Bathing Beaches, Chicago... 574
 Baths, Free Public..... 568
 Battle Ships, U. S..... 431
 Bauxite Produced..... 178
 Bavaria, King of, Deposed... 276
 Bear Crop by Countries... 151
 Beet Sugar..... 155, 156
 Bell's Trial..... 419
 Belgium 189
 Belgium, Political Strike... 295
 Benevolent Institutions..... 185
 Benevolent Societies..... 277
 Ben-Hur, Tribe of..... 279
 Bequests, Notable..... 404
 Bible Society, American... 275
 Bicycle Industry..... 176
 Bicycling 390
 Big Hole Battle Field..... 40
 Billiards 376
 Binghamton Fire Horror... 37
 Bird and Game Laws..... 445
 Bird Reserves..... 41, 42
 Birth Stones..... 123
 Bishops, Episcopal..... 271
 Bishops, Methodist..... 272
 Bishops, Roman Catholic... 270
 Board of Education, Chicago 528
 Board of Mediation, National 242
 Board of Trade, Chicago..... 534
 Boards, State..... 453
 Boer-English War..... 130
 Boiler Inspection Dept..... 512
 Bokhara 192
 Bolivia 193
 Bond Issues, Vote on..... 476
 Borax Produced..... 178
 Boston Hotel Fire..... 446
 Botanical Society of Am..... 284
 Boulevards, Chicago..... 570
 Bounty Land Warrants..... 294

Bowling.....	375	Centenarians, Deaths of.....	276	Clearings, Chicago Bank.....	534
Bowling, Illinois, Chicago.....	580	Centenarians in U. S.....	276	Climatological Ass'n, Am.....	283
Boycott, Bucks Stove Co.....	444	Centennial, Illinois.....	560	Climatology of U. S.....	404
Boy Scout Movement.....	560	Center of Population.....	64	Clerk, County.....	496
Boy Scouts, Relay Run.....	588	Chaco Canyon.....	40	Clerks, County, Illinois.....	454
Blackberries Produced.....	165	Chairmen State Committees.....	342	Clubs, Chicago.....	544
Bloomington, Population.....	480	Chalmers Trophy Winners.....	362	Coal Industry in Illinois.....	569
Blue Sky Legislation.....	498	Championships, Athletic.....	331	Coal Miners Killed.....	86
Brady, James H., Sketch.....	256	Chancery, Masters In.....	502	Coal Prices of.....	145
Brazil.....	193	Charitable Institutions, Ill.....	452	Coal Production.....	173
Bridewell Statistics.....	520	Charities and Corrections Conf.....	282	Coast Defense Vessels, U. S.....	432
Bridge, Memorial.....	238	Charities Commission, Ill.....	452	Coast Line of United States.....	185
Bridges, Chicago.....	535	Chart of the Heavens.....	22	Coffee Consumed in U. S.....	105
Bridges, Closed Hours on.....	531	Charity Organizations.....	523	Coffee Crop by Countries.....	151
Bridges, Robert, Sketch.....	256	Charity Service, Cook Co.....	527	Coffee, International Trade.....	169
Broom, Corn.....	162	Checkers.....	393	Coinage by Nations.....	118
Bryan, William J., Portrait.....	34	Cheese, International Trade.....	170	Coinage by Years.....	120
Bryan, William J., Sketch.....	35	Chemical Society, Am.....	283	Coinage Mints, U. S.....	56
Bucks Stove Co. Boycott.....	44	Chemists, Biological, Soc.....	283	Coins, Foreign, Value.....	127
Buckwheat Crop by States.....	153	Cherries Produced.....	163	Coins of the United States.....	126
Budget Plan, Taft's.....	122	Chess.....	390	Coins, Value Rare.....	229
Building Associations.....	266	Chicago at a Glance.....	405	College Colors.....	214
Building Statistics, Chicago.....	556	Chicago Election Returns.....	571	Collector, City.....	509
Buildings, Department of.....	511	Chicago Finances.....	517	Colleges, American.....	215
Buildings, Notable in Chicago.....	618	Chicago, Gale in.....	403	Collegiate Athletic Records.....	392
Bulgaria.....	189	Chicago, Growth in Area.....	576	Colombia.....	194
Bulgaria, War Against.....	226	Chicago Harbor Plans.....	485	Colonial Wars, Society of.....	292
Bulgarian-Balkan War.....	130	Chicago Manufactures.....	487	Colonies of Nations.....	166
Bureau Public Efficiency.....	547	Chicago Mortality Statistics.....	478	Color, Population by.....	93
Burial Places of Presidents.....	33	Chicago Offices and Positions.....	513	Colorado Cities, Population.....	93
Burke, John, Sketch.....	256	Chicago Officials.....	507, 509	Colorado Monument.....	30
Burleigh, E. C., Sketch.....	256	Chicago, Points of Interest.....	496	Colorado State Officers.....	302
Burleson, A. S., Portrait.....	34	Chicago Population Statistics.....	581	Colorado, Vote of.....	302
Burleson, A. S., Sketch.....	35	Chicago Postoffice.....	528	Colt, Le Baron B., Sketch.....	256
Bushel Weights.....	113	Chicago, Progress of.....	528	Columbus, Knights of.....	280
Business League, Nat'l.....	282, 561	Chicagoans, Old.....	536	Commerce, Chi. Ass'n of.....	551
Butter, International Trade.....	170	Chickamauga, Chattanooga.....	140	Commerce Court Ended.....	243
C					
Cab and Carriage Fares.....	594	Child Labor Committee.....	162	Commerce Court, Members.....	413
Cabinet, President and.....	34, 35	Child Labor Committee.....	162	Commerce, Department of.....	416
Cabinets and Presidents.....	204	Children's Bureau.....	282	Commercial Teachers' Feder'n.....	282
Cables, World's.....	248	Children's Home Society.....	282	Commissioners, Cook County.....	496
Calendar, Election, General.....	112	Children's Science Library.....	612	Committees, Congress'l Camp'n.....	464
Calendar for 1915.....	32	China.....	193	Committees, County Party.....	495
Calendar for 1914 Begins.....	15	Chinese in United States.....	66	Committees, Party, Illinois.....	464
Calendar, Ready Reference.....	21	Chinese Republic, Progress.....	401	Committees, Nat'l Political.....	342
Calendars, Various.....	14	Chosen.....	192	Compensation, Bureau of.....	510
California Cities, Population.....	92	Christian Endeavor Society.....	275	Compensation, Workmen's.....	139
California Land Law Dispute.....	399	Christian Science Church.....	274	Comptroller, City.....	509
California State Officers.....	302	Christian Science Church, Chi.....	633	Comptroller, County.....	496
California, Vote of.....	301	Chronological Cycles.....	13	Conciliation, Board of.....	242
Calumet Harbor Lights.....	505	Chronology of Recent Wars.....	130	Conductors, Order of.....	287
Caminetti, A., Sketch.....	256	Chufas.....	162	Confederate Soldiers' Homes.....	158
Campbell, E. K., Sketch.....	256	Church Council, Federal.....	275	Confederate Veterans, United.....	289
Camp Perry Shooting.....	384	Church Days.....	30	Congo.....	193
Canada.....	186	Church of New Jerusalem.....	275	Congregational Church, Chi.....	633
Canada, Dairy Industries.....	158	Churches in United States.....	268	Congregational Churches.....	274
Canada, Grain Crops.....	156	Cincinnati, Society of.....	291	Congress, Appropriations by.....	117
Canada Commissioners.....	452	Cinder Cone.....	201	Congress, Party Lines in.....	207
Canal, Panama.....	350	Circuit Court, Cook Co.....	402	Congress, Speakers.....	419
Canals, Great Ship.....	353	Circuit Court Judges, U. S.....	516	Congress, Work of 62d.....	233
Cancer, Deaths from.....	167	Circuit Courts of Appeals.....	617	Congress, Work of 63d.....	240
Canoeing.....	382	Circulation, Daily News.....	446	Congressional Apportionment.....	206
Capital Punishment.....	395	Circulation Statement.....	125	Congressional Campaign Com'd.....	421
Capitals of States.....	399	Cities, American, Population.....	90	Congressmen, List of.....	494
Capitals in Washington.....	43	Cities, American, Statistics.....	97	Congressmen, Vote for (1913).....	446
Cardinals, College of.....	270	Cities, Largest.....	89	Connecticut Cities, Population.....	93
Car Ferry, Largest.....	140	Cities of Fastest Growth.....	82	Connecticut State Officers.....	303
Carnegie Foundation, Teaching.....	360	Cities, Rank of Largest.....	89	Connecticut, Vote of.....	302
Carnegie Hero Fund Awards.....	230	Citizens' Ass'n, Chicago.....	467	Conservation Congress.....	282
Carnegie Institution.....	232	Citizenship in United States.....	209	Constellations of Zodiac.....	26
Carriage Industry.....	176	City Clerk.....	509	Constitution, U. S.....	44
Cars, Railroad.....	263	City Clerk, Vote for.....	471	Consuls, United States.....	425
Casa Grande Ruin.....	40	City Clerks Since 1837.....	522	Contents Previous Volumes.....	648
Cash Register Suit.....	398	City Club.....	467	Conventions, National.....	211
Casualties, Miscellaneous.....	406	Civic Association, Am.....	282	Cook County Committees.....	465
Casualty Insurance.....	128	Civic Federation, Chicago.....	467	Cook County Courts.....	502
Catholic Church.....	270	Civic Federation, Illinois.....	456	Cook Co. Election Returns.....	471
Catholic Church, Chicago.....	633	Civic Federation, National.....	282	Cook County Finances.....	499
Catholic Societies.....	271	Civil List, Illinois.....	450	Cook County Officials.....	495, 496
Cattle on Farms.....	156	Civil Service Com., Chicago.....	512	Cook County Population.....	482
Causes for Divorce.....	109	Civil Service Com., County.....	496	Cook County Services.....	557
Cement Produced.....	178	Civil Service Com., Illinois.....	452	Cook County Town Officers.....	503
Cemeteries in Chicago.....	642	Civil Service in Cities.....	185	Copper Production.....	178
Census Bureau, U. S.....	202	Civil Service League, Chicago.....	466	Copyright Laws.....	58
Census Crop Reports.....	160	Civil Service Reform Ass'n, Chi.....	467	Corn Crop by States.....	151
Census, School, Chicago.....	553	Civil Service, U. S.....	55	Corn, Crop of World.....	150
		Clay Products.....	178	Corn, International Trade.....	168
		Clearances, Vessel, Chicago.....	522	Corn Prices, Chicago.....	646
		Clearings, Bank, U. S.....	401		

Industrial Relations Comm'n.	298	Labor Department Created	233	Mail Time from New York	527	
Industries, Chicago	487	Labor, Department of	414	Maine Cities, Population	94	
Industries, Illinois	486	Labor, Knights of	287	Maine State Officials	315	
Industries, Rank of	171	Labor Law, Eight Hour	236	Maine, Vote of	314	
Infant Mortality	107	Labor Organization	285	Malt Liquors Consumed	105	
Infant Mortality, Study Ass'n	284	Labor Unions, Chicago	563	Mandarin's Produced	165	
Insufiorial Earth Produced	173	Ladies of the G. A. R.	289	Manganese Ore Produced	178	
Inheritance Tax, Illinois	493	Lake Commerce, Chicago	522	Mangoes Produced	165	
Inheritance Tax Laws	147	Lake Front Development	556	Manitoba, Crops of	156	
Injunctions, Infractory	237	Lake Mohonk Conference	282	Manufactures by Cities	174	
Institute Ads and Letters	354	Lakes, Areas of	261	Manufactures by States	173	
Insurance, Laws, Workmen's	139	Lakes, Largest, in U. S.	109	Manufactures, Chicago	487	
Insurance, Life, in U. S.	128	Lakes-to-Gulf Waterway	561	Manufactures, Illinois	486	
Insurance, Statistics	128	Land Officials, U. S.	267	Manufactures, United States	171	
Interest, Compound	111	Lands, Public	267	Manufacturing, Persons in	173	
Interest, Legal Rate	110	Lane, F. K., Portrait	34	Map of Panama Canal	351	
Interest Tables	111	Lane, F. K., Sketch	35	Maple Sugar and Sirup	167	
Interior Department	413	Lane, Harry, Sketch	257	Maps, Bureau of	510	
Internal Revenue, Chicago	501	Language, Population by	444	Marble, John H., Sketch	257	
Internal Revenue Per Capita	121	Lard, Prices of	644	Marine Corps Pay Table	434	
Internal Revenue Receipts	348	Largest Cities in World	87	Marine Disasters	407	
Internal Revenue Taxes	349	Lassen Peak	41	Marine Insurance	428	
Interstate Commerce Dept.	415	Latin America, Message on	195	Marriage Laws	108	
Interurban Lines, Chicago	622	Latitude of Chicago	505	Marriage Statistics	108	
Iowa Cities, Population	94	Law and Order Leagues	642	Marital Condition, Population	308	
Iowa, State Officers	311	Law Examiners, Board	450	Marshall, Thos. R., Portrait	71	
Iowa, Vote of	310	Law Institute Library	610	Marshall, Thos. R., Sketch	35	
Irish Home Rule Bill	397	Laws, Building, Codifying	453	Marshals, United States	418	
Iron, Pig, Produced	178	Laws, Uniform, Commissioners	453	Marvin, Charles F., Sketch	258	
Iron Rails Produced	105	Lead Produced	178	Maryland Cities, Population	94	
Iron Workers' Dynamite Cases	444	Learned Societies, America	283	Maryland, Senator, Vote for	428	
Irrigation in United States	82	Learned Societies, Chicago	537	Maryland State Officials	315	
Israel, Free Sons of	279	Legations, Foreign in U. S.	427	Maryland, Vote of	315	
Italian-Turkish War	130	Legislation, Blue Sky	408	Masonic Bodies	277	
Italy	190	Legislation, Illinois	490	Massachusetts Cities, Pop.	94	
J				Massachusetts State Officials	316	
Japan	192	Legislature, Illinois, Members	457	Massachusetts, Vote of	315	
Japan-California Land Dispute	399	Legislatures of States	399	Masters in Chancery	502	
Japanese in United States	66	Lemons Produced	164	Mathematical Society, Am.	283	
Japanese-Russian War	130	Length of Chicago	505	Matson Expedition	184	
Jewel Cave	41	Leit Beans	30	Mayflower Descendants, Soc.	291	
Jewish Calendar	14	Lewis and Clark Cavern	610	Mayflower Election, New York	428	
Jewish Republican Club, Ill.	467	Lewis Institute Library	610	Mayorality Elections, Chicago	543	
Joliet, Population	481	Lewis, J. H., Election of	458	Mayors of Chicago	525	
Judge, Superior, Vote for	475	Lewis, James H., Sketch	257	Mayor's Office	508	
Judges, County, Illinois	454	Liberia	193	Mayors of Large Cities	347	
Judges, Probate, Illinois	454	Libraries in Chicago	608	Measures and Weights	112	
Judicial Election, 5th Dist.	477	Library Association, Am.	283	Measures, Illinois	458	
Judicial Recall, California	49	Library Extension Board	453	Mechanics, Order of	279	
Judiciary, Federal	416	Library, Municipal Reference	511	Median Lines of Population	64	
Jury Commission	496	Library of Congress	111	Mediation, Board of	242	
Justice, Department of	414	License Receipts, Am. Cities	99	Medical Association, Am.	283	
Juvenile Court, Cook County	502	License Receipts, Chicago	519	Medical Ass'n, Eclectic	284	
Juvenile Court Statistics	628	License Rates, Chicago	575	Medical Ass'n, Miss. Valley	284	
K				Medical Association, State	456	
Kafir Corn	160	Life Insurance in U. S.	128	Medical Freedom League	282	
Kansas Cities, Population	94	Life Saving Service	136	Medicine, Am. Academy of	283	
Kansas State Officers	312	Lights, Harbor, Chicago	505	Medico-Psychological Ass'n	283	
Kansas, Vote of	311	Lights, Street, Chicago	505	Memorial Bridge	238	
Kentucky Cities, Population	94	Limes Produced	165	Memorial, Lincoln	38	
Kentucky Derby	356	Limitations, Statute of	110	Men of Militia Age	69	
Kentucky State Officers	314	Lincoln Memorial	38	Men of the Year	256	
Kentucky, Vote of	312	Lind, John, Mexican Mission	358	Men of Voting Age	68	
Khiva	193	Liquors Consumed in U. S.	105	Merchant Marine	148	
King of Greece Assassinated	138	Liquors, Interstate Shipment	235	Mesa Verde Park	40	
King Otto Deposed	276	Liquors, Produced in U. S.	353	Message on Currency	241	
King's Daughters and Sons	276	Live Stock Commissioners	451	Message on Latin America	195	
Kingston Earthquake	51	Live Stock on Farms	156	Message on Tariff	240	
Knights and Ladies of Honor	279	Living, Cost of	145	Message, President's	441	
Knights of Columbus	280	Loan Associations	266	Messina Earthquake	51	
Knights of Honor	279	Locomotives, Number	266	Metalcalfe, R. L., Sketch	258	
Knights of Labor	287	Lodge Resolution	195	Methodist Bishops	272	
Knights of Pythias	278	Lodging House, Municipal	512	Metric System	112	
Knights Templar	277	London, Declaration of	211	Metropolitan Districts	89	
Kongo	193	Longitude of Chicago	505	Metropolitan Handicap	386	
Korea	192	Loquats Produced	165	Mexico	193	
Kumquats Produced	165	Lorimer Case Dates	224	Mexico, American Capital in	360	
L				Mexico, Revolution in	355	
Labor, American Federation	285	Losses, Am. in Spanish War	438	Mica Produced	178	
Labor, Board of Commissioners	451	Louisiana Cities, Population	94	Michigan Cities, Population	95	
Labor, Chicago Federation	620	Louisiana State Officers	314	Michigan State Officials	316	
M				Michigan, Vote of	316	
Maccabees, Knights of	280	Loyal Legion, Order of	288	Microscopical Society, Am.	283	
Madero, President, Killed	355	Lutheran Denomination	275	Militancy in England	397	
Mail Time from Chicago	527	Lynchings	405	Military Academy, U. S.	54	
M				Military Expenditures	438	
Macedones, Knights of	280				Militia Age, Men of	439
Madero, President, Killed	355				Militia, National	439
Mail Time from Chicago	527				Militia, Strength of	439

Peace Movements, Chronology..... 129
 Peace Palace Dedicated..... 129
 Peace Society, Chicago..... 536
 Peaches Produced..... 163
 Peanut Production..... 162
 Peans Produced..... 164
 Pecans Produced..... 166
 Pedestrianism..... 367
 Pedriatic Society, American..... 283
 Penfield, F. C., Sketch..... 259
 Penitentiaries, Illinois..... 452
 Penitentiary Commission..... 462
 Pennant Winners, Baseball..... 365
 Pension Statistics..... 293
 Pensions, Mothers'..... 177
 Pennsylvania Cities, Pop'n..... 332
 Pennsylvania State Officials..... 397
 Pennsylvania, Vote of..... 331
 Peoria Industries..... 489
 Peoria, Population..... 481
 Per Capita Statistics, Gov't..... 121
 Perry Centennial..... 403
 Persia..... 193
 Persimmons Produced..... 165
 Peru..... 194
 Petrified Forest..... 41
 Petroleum Produced..... 117, 178
 Pharmacy, Board of..... 451
 Philippine Islands..... 197
 Philippine War..... 130
 Philippines, Army of..... 299
 Philological Association, Am..... 283
 Philosophical Society, Am..... 283
 Phosphate Rock..... 178
 Physician, County..... 437
 Physicians, American, Ass'n..... 284
 Pig Iron Produced..... 178
 Pineapples Produced..... 165
 Pinnacles Monument..... 41
 Pioneers, Chicago, Deaths of..... 640
 Pioneers of Chicago..... 634
 Pioneers, Societies of..... 537
 Planets and Sun in 1914..... 23
 Planets, Ephemeris of..... 27
 Planets, Facts About..... 29
 Planets, Visibility of..... 28
 Platforms, Political..... 345
 Platinum Produced..... 178
 Platt Park..... 40
 Playground Association..... 282
 Playgrounds, Chicago..... 574
 Plums Produced..... 164
 Poincaré Elected President..... 51
 Poincaré, Raymond, Sketch..... 259
 Points of Interest, Chicago..... 506
 Polar Land Discovered..... 184
 Polar Record..... 184
 Police, Chiefs of..... 588
 Police Department..... 511
 Police Department, Work..... 529
 Police Stations..... 529
 Political Equality League, Chi..... 466
 Political Party Platforms..... 345
 Political Science, Am. Acad..... 283
 Political Science Ass'n..... 283
 Politics of States..... 207
 Polo..... 372
 Pomegranates Produced..... 165
 Population by Age..... 69
 Population by Color..... 66
 Population by Divisions..... 63
 Population by Language..... 444
 Population by School Age..... 83
 Population by Sex..... 67
 Population, Center of..... 64
 Population Cook County..... 482
 Population Foreign Born..... 72
 Population Illinois Cities..... 480
 Population, Marital Condition..... 71
 Population, Median Lines..... 64
 Population, Mother Tongue..... 73
 Population, Nativity of..... 76
 Population of Chicago..... 481
 Population of Illinois..... 479
 Population of World..... 87
 Population Per Square Mile..... 81
 Population, Rural..... 80
 Population Statistics Begin..... 62
 Population, Urban..... 80

Population, U.S., Census Years..... 62
 Population, U. S., Increase..... 64
 Populist Nat'l Committee..... 345
 Populist Platform..... 345
 Pork Packing Statistics..... 105
 Pork, Prices of..... 644
 Porto Rico..... 197
 Porto Rico, Manufactures in..... 177
 Porto Rico, Population..... 80
 Portland..... 190
 Positions, Chicago City..... 513
 Post, Louis F., Sketch..... 259
 Postage Rates..... 296
 Postal Revenue Per Capita..... 122
 Postal Savings Banks, Chicago..... 527
 Postal Savings Banks, Foreign..... 117
 Postal Statistics, Chicago..... 526
 Postal Statistics, Foreign..... 61
 Postal Statistics, U. S..... 448
 Postmasters' Ass'n, Illinois..... 456
 Postmasters-General..... 205
 Postmasters of Chicago..... 536
 Postmasters of Large Cities..... 446
 Postoffice Department..... 414
 Potato Crop by Countries..... 151
 Potato Crop by States..... 153
 Potatoes, Sweet, Produced..... 166
 Power-Boat Racing..... 379
 Power-Boat Racing, Chicago..... 584
 Presbyterian Church..... 272
 President and Cabinet..... 34, 35
 President, Inauguration..... 36
 Presidential Election, 1916..... 56
 Presidential Succession..... 14
 Presidential Term Bill..... 239
 Presidential Vote..... 203
 Presidential Vote (1912)..... 299
 Presidential Vote, Chicago..... 469
 Presidents and Cabinets..... 204
 Presidents, Rural Places..... 33
 President's Message..... 441
 Presidents' Salaries of..... 330
 Press, Associated..... 156
 Press Association, Illinois..... 556
 Press Humorists, American..... 282
 Prices, Relative..... 143
 Prices, Retail..... 145
 Prices, Wholesale..... 141
 Primary Election Vote..... 476
 Primary Elections, Illinois..... 494
 Prison Association, National..... 282
 Prison Commission..... 282
 Prisons, State..... 170
 Probate Court, Cook County..... 502
 Progress of Chicago..... 528
 Progress of United States..... 287
 Progressive County Committee..... 466
 Progressive Nat'l Committee..... 343
 Progressive Platform..... 345
 Progressive State Committee..... 464
 Prohibition County Committee..... 466
 Prohibition Nat'l Committee..... 344
 Prohibition Platform..... 346
 Prohibition State Committee..... 464
 Prohibition States..... 401
 Prunes Produced..... 164
 Psechical Society, American..... 283
 Public Administrator..... 497
 Public Debt Statement..... 124
 Public Domain..... 267
 Public Health Association..... 283
 Public Library..... 608
 Public Schools, United States..... 213
 Public Service League, Chicago..... 534
 Public Service, Supt. of..... 496
 Public Utility Law, Illinois..... 510
 Public Works Department..... 510
 Publishers' Association..... 180
 Puerilism..... 389
 Pullman Company Statistics..... 266
 Pullman Public Library..... 610
 Pulse at Different Ages..... 109
 Punishment, Capital..... 295
 Pyrite Produced..... 178

Quartz Produced..... 178
 Quicksilver Produced..... 178
 Quinees Produced..... 163
 Quincy, Population..... 481

R

Racing, Horse..... 386
 Raquets..... 390
 Railroad Area in Chicago..... 645
 Railroad Commissioners, Ill..... 452
 Railroad Passengers, Chicago..... 551
 Railroad Stations, Chicago..... 524
 Railroad Statistics..... 262
 Railroad Statistics, Foreign..... 61
 Railroad Track Elevation..... 562
 Railroad Train Speed..... 264, 445
 Railroad Wrecks..... 408
 Railroads, Electric..... 560
 Railroads, Valuation of..... 234
 Rails, Iron, Steel, Produced..... 105
 Rainbow Bridge..... 41
 Rasmussen Expedition..... 184
 Raspberries Produced..... 165
 Rate Case Decision, Minnesota..... 199
 Real Estate Boards..... 568
 Real Estate Transfers..... 555
 Recall, Judicial, California..... 49
 Receipts, American Cities..... 534
 Receipts, Chicago..... 534
 Receipts, Government..... 126
 Receipts, Illinois..... 498
 Recorder, Cook County..... 498
 Recorders, County, Illinois..... 254
 Red Cross, National..... 282
 Red Men, Improved Order..... 278
 Redfield, W. C., Portrait..... 34
 Redfield, William C., Sketch..... 35
 Reformatory, State..... 452
 Reform Bureau, International..... 282
 Registration, Chicago..... 467
 Reinsch, Paul, Sketch..... 259
 Relative Prices..... 143
 Religions of the World..... 276
 Religious Education Ass'n..... 275
 Religious Societies, Chicago..... 633
 Religious Statistics..... 268
 Republican County Committee..... 465
 Republican Nat'l Committee..... 342
 Republican Platform..... 346
 Republican State Committee..... 464
 Representative Gov't League..... 286
 Representatives, Apportionment..... 202
 Representatives, House of..... 421
 Representatives, State..... 457
 Reservations, Indian..... 87
 Reservations, Wild Life..... 41
 Retail Prices..... 145
 Revenue Cutter Service..... 123
 Revenues, National..... 123
 Review, Board of..... 496
 Revolution, Am., Sons of..... 292
 Revolution, Daughters of..... 291
 Revolution in Mexico..... 355
 Revolution, Sons of..... 291
 Revolution, Sons of, Ill..... 469
 Revolutionary Records..... 237
 R. Island Cities, Population..... 98
 Rhode Island State Officers..... 333
 Rhode Island, Vote of..... 333
 Rice Crop by Counties..... 151
 Rice Crop by States..... 154
 Rice, International Trade..... 169
 Ritual Murder Trial..... 419
 Rivers, Longest..... 138
 Road Commission, Illinois..... 453
 Roads, State Aid..... 491
 Robinson, John T., Sketch..... 259
 Rock Creek Park..... 40
 Rockford, Population..... 481
 Roman Skating..... 390
 Roman Catholic Church..... 270
 Roman Numerals..... 212
 Roosevelt-Newett Libel Case..... 60
 Rosin, International Trade..... 169
 Romania..... 191
 Rowing..... 378, 380
 Royal Arcanum..... 278
 Royal League..... 280

Q

Qualifications, Suffrage..... 208
 Quarries in United States..... 179

Rubber, International Trade.	169	Sherman, L. Y., Election of	458	Spring-Rice, C. A., Sketch.	260
Rulers, Pay of.	419	Sherman, L. Y., Sketch.	259	Stackhouse Expedition.	184
Running Records.	386	Shields, J. K., Sketch.	259	Standards of Time.	31
Russian Population.	80	Shiloh, Battle Field.	40	Stanton Park.	578
Russia	191	Shiloh, Battle Field.	40	Star, Order of Eastern.	278
Russian Calendar.	14	Shiloh, Battle Field.	40	Stars, Brightest.	25
Russo-Japanese War.	130	Shiloh, Battle Field.	40	Stars, Morning and Evening.	28
Rye Crop by Countries.	150	Shiloh, Battle Field.	40	Stars, Number of.	28
Rye Crop by States.	152	Shiloh, Battle Field.	40	State Boards.	453
Ryerson Library.	610	Shiloh, Battle Field.	40	State Central Committees, Ill.	464
S					
Sabotage.	49	Shooting, Chicago, Illinois.	586	State Department.	412
St. George, Daughters of.	281	Shooting, Revolver.	385	State Nicknames, Flowers.	33
St. George, Sons of.	280	Shooting, Rifle.	384	Statement of Public Debt.	124
St. Ignatius Library.	610	Shooting, Trap.	383	State Prisons.	170
Sage Foundation.	200	Shorthand Championship.	35	State's Attorney, Cook Co.	497
Salaries, Chicago Teachers.	541	Shoshone Cavern.	41	State's Att'y., Cook County.	463
Salaries, City Employees.	514	Slam.	193	State's Att'y. Vote Recount.	562
Salaries, County Employees.	498	Sideral Noon.	26	State's Attorneys, Illinois.	455
Salt Produced.	178	Silk, Raw, Crop by Countries.	151	State's Attorneys, Vote for.	468
Saltzaber, G. M., Sketch.	259	Silver and Gold Exports.	134	States, Capitals of, Etc.	399
Salvador.	194	Silver, Bar, Price in London.	119	States, Facts About.	398
Salvation Army.	276	Silver Bullion Value.	121	States, Highest Points in.	40
San Diego Exposition.	284	Silver Coinage by Nations.	118	States in Union.	33
San Francisco Earthquake.	51	Silver, Commercial Ratio.	121	States, Past Politics.	207
San Francisco Exposition.	284	Silver Per Capita.	121	Stations, Fire Engine.	523
Sanitary District.	536	Silver Produced by States.	119	Stations, Immigrant.	237
Santo Domingo.	195	Silver Production, World's.	118	Stations, Police.	529
Saskatchewan, Crops of.	156	Silver, Stock of, in U. S.	119	Stations, Railroad, Chicago.	524
Satur and His Rings.	24	Single Tax Club, Chicago.	466	Statistical Association, Am.	284
Saulsbury, W., Sketch.	259	Sitka Monument.	41	Statistics, Bureau of.	511
Sault Ste. Marie Canal.	561	Sixteenth Amendment.	48	Steamers, Great Ocean.	430
Savings-Bank Statistics.	116	Sixty-third Congress, Members	420	Steffanson Expedition.	184
School Age, Population by.	83	Skat.	389	Steel Industry.	177
School Attendance, U. S.	83	Skating.	385	Steel Production.	221
School Census, Chicago.	553	Skating, Illinois, Chicago.	586	Steel Rails Produced.	105
School Expenses Per Capita.	122	Skating, Roller.	390	Stenographic Championship.	35
School Statistics, Chicago.	543	Skil Jumping.	388	Sterling, Thomas, Sketch.	260
School Superintendents, Ill.	455	Smith, William A., Sketch.	260	Stock Exchange, Chicago.	565
Schools, Common.	213	Smithsonian Institution.	255	Stock John, Sketch.	260
Schools of Chicago.	538	Snap Inspection Dept.	512	Storm on Lakes.	403
Schools, Private, Chicago.	555	S SOAPSTONE Produced.	178	Storms and Floods.	407
Schools, Supt., Cook County.	496	Social Science Association.	283	Storms in South.	403
Schroeder-Stranz Expedition.	183	Social Settlements.	477	Strawberries Produced.	165
Science, Am. Ass'n for Advanc'd	283	Socialist County Committee.	466	Street Car Through Routes.	559
Sciences, Academy of, Chicago	478	Socialist Labor Platform.	347	Street Grades, Chicago.	546
Sciences, National Academy.	284	Socialist Nat'l Committee.	344	Street Guide, Chicago.	558
Scott Expedition.	181	Socialist Platform.	346	Street, Longest, Chicago.	505
Scott, Robert F., Death.	181	Socialist State Committee.	464	Street Mileage, Chicago.	555
Seagirt Shooting Tournament	384	Societies, Fraternal.	277	Street Names, New.	548
Seaports, Distances Between.	103	Societies, Learned, America.	283	Street Railway Earnings.	537
Seaports, Principal.	104	Societies, Learned, Chicago.	537	Street Ry. Employees' Wages	612
Seas, Depth of.	14	Societies, National.	282	Street Railways, Chicago.	537
Seasons, The.	14	Societies, Patriotic.	288	Streets, Bureau of.	509
Secret Societies.	277	Societies, Patriotic, Illinois.	469	Streets, Famous.	133
Secretaries of Agriculture.	205	Sociological Society, American	284	Strikes, General.	49
Secretaries of Commerce.	205	Soil Fertility League.	282	Strikes, Political, Belgium.	295
Secretaries of Interior.	205	Soldiers in U. S. Wars.	158	Structures, Highest.	202
Secretary of Labor.	205	Soldiers' Homes.	158	Students in Foreign Schools.	212
Secretaries of Navy.	205	Songs, National.	202	Subway Commission, Chicago	467
Secretaries of State.	204	Songs, Confederate Veterans.	290	Subway Plans, Chicago.	546
Secretaries of Treasury.	204	Sons of St. George.	280	Succession, Presidential.	14
Secretaries of War.	204	Sons of Revolution, Illinois.	469	Suffrage Alliance, Cook Co.	467
Seed Crops.	161	Sons of the Revolution.	291	Suffrage Ass'n, Chicago Eq.	466
Senate, Illinois.	457	Sons of Veterans.	289	Suffrage Ass'n, Equal, Ill.	456
Senate, United States.	420	Sons of Veterans, Ill. Dept.	469	Suffrage Ass'n, Illinois Eq.	467
Senatorial Distrs., Illinois.	461	Sorghum Cane.	167	Suffrage Law, Illinois.	491
Senatorial Election, Illinois.	458	South America, Population of	87	Suffrage Qualifications.	208
Senatorial Election Law, Ill.	492	South Carolina Cities, Population	98	Suffrage, Woman.	397
Senators, Election Amendment	489	South Carolina State Officers.	333	Sugar Beets.	167
Seneca Park.	40	South Carolina, Vote of.	333	Sugar Cane.	167
Sequoia Trees.	265	S. Dakota Cities, Population.	98	Sugar Crop by Countries.	151
Servia.	191	South Dakota State Officers.	333	Sugar, International Trade.	169
Servite Pensions.	295	South Dakota, Vote of.	333	Sugar Production by Years.	155
Settlements, Social.	477	South Parks.	570	Sugar Used Per Capita.	122
Seventeenth Amendment.	48	Sovereigns, Pay of.	419	Sully's Hill Park.	40
Sewers, Bureau of.	510	Spain, Ambassadorship.	243	Sulphur Produced.	178
Sex, Population by.	67	Spanish-American War.	130	Sulphur Impeachment.	201
Shafroth, J. F., Sketch.	259	Spanish-American War, Order	290	Summer Begins.	13
Sheep and Wool.	154	Spanish War Veterans, United	290	Sun and Planets in 1914.	23
Sheep on Farms.	156	Speakers of the House.	419	Sun, Facts About.	29
Sheridan Road Law.	492	Special Park Commission.	573	Sunday School Union.	275
Sheriff, Cook County.	497	Specific Gravity.	113	Sundry Civil Bill Vetted.	238
Sheriffs, County, Illinois.	455	Speed Rates, Railroad.	264	Superior Court, Cook County.	502
Sheriffs of Cook County.	506	Spelt Crops.	160	Supervising Engineers, Board	509
Sheriffs, Vote for.	468	Spiritualists' Association.	275	Supplies, Department of.	511
Sherman Antitrust Law.	209	Spirits Consumed in U. S.	105	Supreme Court, Illinois.	450
Sherman Law Exemptions.	243	Spirits Produced in U. S.	353	Supreme Court, United States	416
		Spitzbergen Expedition.	183	Surgical Association, Am.	284
		Sporting Records Begin.	361	Surgeons, Clinical Congress.	405
		Spring Begins.	13	Surgeons, Official, Ass'n.	283
		Springfield Industries.	489	Surveyor, County.	496
				Swain, Joseph, Sketch.	260

Sweden	191
Sweet, Edwin F., Sketch.....	260
Sweet Potatoes Produced.....	166
Swimming.....	382
Swimming, Chicago, Western.....	584
Swine on Farms.....	156
Switzerland.....	191
Symbols of Months.....	53
Syndicalism	49

T

Taft Budget Plan.....	122
Talc Produced.....	178
Tallman, Clay, Sketch.....	260
Tangerines Produced.....	165
Tariff Bill Passed.....	241
Tariff Rates.....	244
Tariff Bills, Synopsis.....	248
Tariff Message, Wilson.....	240
Tax, Indiana Inheritance.....	147
Tax, Inheritance, Illinois.....	493
Tax League, No Vote.....	467
Tax Rates, Chicago.....	600
Taxes, American Cities.....	99, 101
Taxes, Inheritance.....	147
Taxicab Fares.....	594
Taxing Bodies, Chicago.....	600
Taylor, Graham, Sketch.....	260
Tea Consumed in U. S.....	105
Tea, International Trade.....	169
Teachers' Salaries, U. S.....	214
Teachers, Societies of.....	644
Teasels	162
Telegraph Statistics.....	128
Telegraph Statistics, Foreign.....	61
Telephone Rates, Chicago.....	574
Templars, Order of Good.....	280
Tennis.....	372
Tennis, Indoor.....	374
Tennessee Cities, Population.....	98
Tennessee State Officials.....	335
Tennessee, Vote of.....	334
Terms, Aldermanic, Law.....	492
Terms of Officials.....	455
Terre Haute Tornado.....	403
Testimony, Publicity of.....	238
Texas Cities, Population.....	98
Texas Floods.....	447
Texas State Officials.....	337
Texas, Vote of.....	335
Theater Fires and Panics.....	39
Theaters, Chicago.....	504
Thermometers Compared.....	113
Thomas, Charles S., Sketch.....	260
Through Routes, Street Car.....	559
Time and Standards of.....	31
Time Belts, Map.....	32
Time, Difference in.....	27
Time, Eras of.....	13
Time, Foreign Standards.....	32
Tin-Plate Industry.....	177
Tires, Width Required.....	543
Titanic, Loss of.....	30
Tobacco Crop by Countries.....	154
Tobacco Crop by States.....	154
Tobacco, International Trade.....	168
Tolls, Panama Canal.....	453
Tongue, Population by Mother.....	73
Tonnage, Chicago.....	522
Tonto Ruins.....	41
Tornado, Omaha.....	402
Tornado, Terre Haute.....	403
Tornadoes in West and South.....	402
Torpedo Boat Wreck, German.....	61
Torpedo Boats, United States.....	421
Town Officers, Cook County.....	503
Track Elevation Department.....	511
Track Elevation, Railroad.....	562
Tract Society, American.....	275
Trade Agreements.....	248
Trade Mark Law.....	286
Trade Marks.....	277
Tralmen, Brotherhood of.....	297
Trains, Fast.....	445
Transfer Stations, Elevated.....	626
Trap Shooting.....	383
Treasurer, City.....	509
Treasurer, City, Vote for.....	475
Treasurer, County.....	496
Treasurers, City, Since 1837.....	645

Treasurers, County, Illinois.....	455
Treasurers, Illinois, Vote for.....	468
Treasury Department.....	412
Trees, Giant Sequoia.....	265
Trial, Beiliss Ritual.....	419
Tribe of Ben-Hur.....	279
Troops in United States Wars.....	438
Trotting Records.....	387
Trust Prosecutions.....	398
Tuberculosis, Ass'n for Study.....	284
Tuberculosis, Deaths from.....	101
Tuberculosis Institute, Chicago.....	547
Tumacacori Ruins.....	41
Tumulty, J. P., Sketch.....	260
Tunis.....	193
Tunnels Under River.....	546
Tunnels, Water, Chicago.....	535
Turkey.....	192
Turkey, War Against.....	225
Turkish-Balkan War.....	136
Turkish-Italian War.....	130
Turpentine, Internal Trade.....	169
Tutula.....	198
Typewriter, Speed on.....	35

U

Unemployment, Statistics of.....	561
Union, States in.....	33
Unitarian Church.....	274
Unitarian Church, Chicago.....	633
United Confederate Veterans.....	289
United Order Foresters.....	280
United Societies, Self-Gov't.....	467
United Soc. Chr. Endeavor.....	275
United States Civil Service.....	55
United States Flag.....	446
U. S. Military Academy.....	54
United States Naval Academy.....	62
United States Population.....	64
United States, Progress of.....	287
United States Supreme Court.....	416
Universities, American.....	212
Universities, Foreign.....	212
University of Chicago Library.....	610
University of Illinois.....	450
Urban Population.....	80
Uruguay.....	194
Utah Cities, Population.....	98
Utah State Officials.....	337
Utah, Vote of.....	337
Utility Law, Public, Illinois.....	490

V

Valuation of Railroads.....	234
Van Dyke, H., Sketch.....	261
Varnish Industry.....	177
Vaughan, V. C., Sketch.....	261
Vegetable Seeds.....	162
Vegetables Produced.....	166
Venezuela.....	194
Vermont Cities, Population.....	98
Vermont State Officials.....	337
Vermont, Vote of.....	337
Vernal Equinox.....	26
Vessels Built in U. S.....	148
Vessels, World's.....	148
Veterans, Sons of.....	289
Veterans, Sons of Confederate.....	290
Veterans, United Confederate.....	289
Veterinarian, State.....	452
Vetoes, Taft.....	238
Vice-Presidents, United States.....	204
Vicksburg Battle Field.....	40
Vineyards, Wine Production.....	158
Virginia Cities, Population.....	98
Virginia State Officials.....	339
Virginia, Vote of.....	338
Visibility of Objects on Lakes.....	170
Volatility of Planets.....	28
Volcano, Disaster.....	198
Volunteers of America.....	276
Vonicka, Charles J., Sketch.....	261
Vote, Electoral, by States.....	347
Vote for Mayor of New York.....	428
Vote for President (1912).....	299
Vote for Senator, Maryland.....	428
Vote, Popular, Illinois.....	468
Vote, Presidential.....	203
Vote, Presidential, Chicago.....	469

Voters, Registration, Chicago.....	467
Voting Age, Men of.....	68
Voting Age, Women.....	69
Voting Machine Commissioners.....	452
Voting Qualifications.....	205
Voyages, Fastest Atlantic.....	430

W

Wage Laws, Minimum.....	415
Wages, Tables of.....	110
Wages, Union Scale.....	139
Wagon Industry.....	176
Wales, Mine Disaster in.....	347
Walnuts Produced.....	166
Walsh, Thomas J., Sketch.....	261
War Department.....	412
War, Naval, Laws of.....	211
War of 1812, Society.....	292
War of 1812, Illinois Society.....	469
Ward, A. M., Death of.....	565
Ward Boundaries, Chicago.....	521
Wards and Aldermen, Chicago.....	588
Wars, Chronology of Recent.....	130
Warships, United States.....	431
Washington Cities, Pop'n.....	98
Washington Park.....	570
Washington Square.....	573
Washington State Officers.....	339
Washington, Vote of.....	339
Water, Bureau of.....	609
Waterfalls, Famous.....	243
Waterworks System, Chicago.....	535
Weather, Chicago.....	588
Weather Forecasts.....	402
Weather in United States.....	404
Wedding Anniversaries.....	178
Weeks, John W., Sketch.....	261
Weights and Measures.....	512
Weights & Measures, Dept. of.....	512
Weights, Illinois.....	458
Weights of Adults.....	109
Weights of Bushel.....	113
Weights of Children.....	109
Weights of Diamonds.....	224
Welles Park.....	570
West Chicago Parks.....	571
Western Economic Society.....	284
Weston's Lion Walks.....	397
West Point Academy.....	54
W. Virginia Cities, Pop'n.....	98
West Virginia State Officers.....	340
West Virginia, Vote of.....	339
Wheat, Chicago Prices.....	646
Wheat Crop by States.....	152
Wheat Crop of World.....	149
Wheat, International Trade.....	168
Wheat, Per Capita Consump'n.....	158
Wheat Used Per Capita.....	122
Wheeler Formations.....	41
Whist.....	390
Wholesale Prices.....	141
Width of Chicago.....	505
Width of Tires, Chicago.....	543
Wild Flower Society.....	469
Wild Life Reservations.....	41
Willard, Joseph E., Sketch.....	261
Wilson, William B., Portrait.....	34
Wilson, William B., Sketch.....	36
Wilson, W., Inauguration.....	36
Wilson, Woodrow, Portrait.....	34
Wilson, Woodrow, Sketch.....	35
Wilson Tariff Bill.....	248
Wind Cave Park.....	40
Wines Consumed in U. S.....	105
Winter Begins.....	13
Wire Industry.....	177
Wisconsin Cities, Population.....	98
Wisconsin State Officers.....	341
Wisconsin, Vote of.....	340
Woman's Party of Cook Co.....	467
Woman's Relief Corps.....	289
Woman Suffrage.....	397
Woman's Suffrage Ass'n, Nat'l.....	491
Woman Suffrage Law, Illinois.....	282
W. C. T. U., Illinois.....	456
W. C. T. U., National.....	282
Women's Clubs, State Fed'n.....	456
Women, Minimum Wage Law.....	415
Women, National Council.....	282
Women of Voting Age.....	69

Wood Pulp Industry.....	177	Wreck of Volturmo.....	193	Yellowstone Park.....	40
Wood Pulp, Inter'l Trade....	170	Wrecks of American Vessels.	148	Yosemite Park.....	40
Woodland Park.....	573	Wrecks, Railroad.....	403	Young, Ella Flagg, Ousted..	565
Woodmen, Modern.....	278	Wrestling.....	383	Young Men's Christian Ass'n	276
Woodmen of the World.....	279	Wrestling, Central A. A. U..	588	Young People's Chr. Union..	276
Wool and Sheep.....	154	Wyoming Cities, Population..	95		
Wool, International Trade....	173	Wyoming State Officers.....	341		
Work of 62d Congress.....	233	Wyoming, Vote of.....	341		
Work of 63d Congress.....	240				
Workmen's Compensat'n Laws	139				
World, Fastest Trips Around	142				
World, Population of.....	87				
World's Series, Baseball.....	362				
Wreck, German Torpedo Boat	61				

Y

Yachting.....	377
Yachting, Chicago.....	582
Yams Produced.....	166

Z

Zeppelin Airship Disasters...	396
Zinc Produced.....	178
Zodiac, Signs of.....	26
Zone, Panama Canal.....	198
Zoological Gardens.....	122
Zoological Park, Washington.	40

INDEX TO ADVERTISEMENTS.

Advertising, Outdoor: Thos. Cusack Company.....	599	Cusack, Thos., Company.....	599	Nat'l Malleable Castings Co.	623
American Steel & Wire Co.	597	Electric Shop.....	619	Northwestern Terra Cotta Co.	639
American Steel Foundries....	611	Electricity: Cosmopolitan Co.	641	Oils: Bartell Brothers.....	611
Arnold Company, The.....	579	Elevated Railroads.....	628	Oitver & Company.....	611
Baker, Alfred L. & Co.....	579	Elmes, C. F., Engineering Works	627Opposite Inside Back Cover	
Banking: Alfred T. Baker & Co.	579	Engineering: Charles F. Elmes	627	Paper Stock: Mendelson Bros.	639
Banking: Corn Exchange National Bank, Inside Back Cover		Engineering: E. C. & R. M. Shankland.....	585	Phillips, Getschow Company...	587
Banking: Geo. H. Burr & Co.	581	Engineering: Phillips, Getschow Company.....	587	Printers' Rollers: Sam'l Bingham's Son.....	607
Banking: Merchants Loan and Trust Co., Outside Back Cover		Engineering: The Arnold Co.	579	Printing: Crofoot, Nielson & Co.....	611
Banking: Russell, Brewster & Co.....	583	Engineering: The W. H. Schott Company.....	621	Printing: Regan Printing House.....	623
Barnhart Brothers & Spindler	587	Ericsson, Henry, Company.....	585	Railway Supplies: American Steel Foundries.....	611
Bartell Brothers.....	611	Fencing: American Steel & Wire Company.....	597	Real Estate: Oitver & Co.Opposite Inside Back Cover	
Baseball: Comiskey Park.....	643	Harris, Winthrop & Co.....	627	Regan Printing House.....	623
Becker, A. G., & Co.....	583	Illinois Brick Company.....	621	Roads, Elevated.....	628
Billiards: Brunswick-Balke-Collender Company.....	624	Illinois Life Insurance Co.Opposite Inside Front Cover		Russell, Brewster & Co.....	583
Bingham's, Samuel, Son.....	607	Inks: Geo. H. Morrill Co.Opposite Title Page		Schott Co., The W. H.....	621
Blatchford, E. W., & Co.....	609	Insurance: Fred S. James & Co.....	585	Shankland, E. C. & R. M.....	585
Chicago: Illinois Company.....	621	Insurance: Illinois Life Co.Opposite Inside Front Cover		Stationers: Marshall-Jackson Company.....	637
Brunswick-Balke-Collender Co.	624	Insurance: Marsh & McLennanOpposite Inside Front Cover		Stocks: Harris, Winthrop & Co.....	627
Burr, Geo. H., & Co.....	581	James, Fred S., & Co.....	585	Street Cars: Chicago City Railway Company.....	613
Castings: National Malleable Castings Company.....	623	Ketler-Elliott Company.....	581	Street Cars: Chicago Railway Company.....	601
Chemical Analysis: Chicago Laboratory.....	639	Lamps: Electric Shop.....	619	Teaming: The A. T. Willett Co.	635
Chicago City Railway Co.....	613	Marsh & McLennanOpposite Inside Front Cover		Telephones: Chicago Telephone Company.....	589
Chicago Laboratory.....	639	Marshall-Jackson Company....	637	Terra Cotta: The Northwestern Terra Cotta Company...	639
Chicago Railways Company.....	601	Mendelson Bros. Paper Stock Company.....	639	Type: Barnhart Brothers & Spindler.....	587
Chicago Telephone Company...	589	Merchants Loan and Trust Co.Opposite Back Cover		Vaudeville: Western Vaudeville Managers' Ass'n.....	595
Coal: Waller Coal Company...	587	Metals: E. W. Blatchford & Co.....	609	Walker, Henry H., & Co.....	585
Comiskey Park.....	643	Morrill, Geo. H., Co.....	609	Waller Coal Company.....	587
Commercial Paper: A. G. Becker & Co.....	583Opposite Title Page		Willett Company, The A. T.	635
Contractors: Henry Ericsson Company.....	585	Mortgage Loans: Henry H. Walker & Co.....	585	Western Vaudeville Managers' Association.....	595
Contractors: Ketler-Elliott Co.	581				
Corn Exchange National Bank, Inside Back Cover					
Cosmopolitan Electric Co.....	641				
Crofoot, Nielson & Co.....	611				

ALMANAC AND YEAR-BOOK

FOR 1914

Astronomical calculations prepared by Berlin H. Wright, Lake Helen, Fla., and expressed in mean local time unless otherwise indicated.

BEGINNING AND LENGTH OF SEASONS.

Sun enters Sign.	Con- stel. Long.	lacion. Date.	Eastern time.	Central time.	D. H. M.
♋	270°	♏ Dec. 22..	5:35 a. m.	4:35 a. m. 1913	Winter begins and lasts.... 89 0 36 south of equator
♌	0°	♏ Mar. 21..	6:11 a. m.	5:11 a. m. 1914	Spring begins and lasts..... 92 19 44 north of equator
♍	90°	♋ June 22..	1:55 a. m.	0:55 a. m. 1914	Summer begins and lasts... 93 14 39 north of equator
♎	180°	♏ Sept. 23..	4:34 p. m.	3:34 p. m. 1914	Autumn begins and lasts... 89 18 49 south of equator
♏	270°	♏ Dec. 22..	11:23 a. m.	10:23 a. m. 1914	Winter begins. Tropical yr..565 5 48

ERAS OF TIME.

The Gregorian year 1914 corresponds to the following eras:
The latter part of the 138th and the beginning of the 139th year of the independence of the United States.
The year 1332-33 of the Mohammedan era; the year 1333 beginning Nov. 19.
The year 4611 (nearly) of the Chinese era, beginning now, Jan. 1.

The year 8023 of the Greek church, beginning Jan. 14.
The year 5674-75 of the Jewish era; year 5675 begins Sept. 21, or at sunset Sept. 20.
The year 7422-23 of the Byzantine era, beginning Sept. 1.
The year 2574 of the Japanese era.
The first day of January is the 2,420,134th day since the commencement of the Julian period.

CHRONOLOGICAL CYCLES.

Dionysian period.....	243	Jewish Lunar cycle.....	12	Julian period.....	6627
Solar cycle.....	19	Epact (moon's age Jan. 1).....	3	Dominical letter.....	D
Roman Indiction.....	12	Lunar cycle (golden number)..	15		

EXPLANATORY NOTE—The Dominical letter or letters (two for leap year), or Sunday letters, indicate the day of the year on which the first Sunday occurs, the first seven letters of the alphabet being used. Thus, for 1914, the Dominical letter is D, the fourth letter of the alphabet, and hence the fourth day of the year will be the first Sunday of the year. In leap years two letters are used, the first being for January and February, and the latter, being the preceding letter, answers for the last ten months, in order to maintain the cycle. The rule for obtaining the Dominical letter for any year is somewhat complicated and for that reason is omitted here. The Golden Number is that number of a cycle of nineteen years which shows how many years have elapsed since the new moon fell on Jan. 1, for in nearly nineteen years the solar and lunar years nearly come together. The chief use of this cycle is in fixing the date of Easter, and in this same connection is used the Epact. The Solar Cycle is the number of years that have elapsed since the days of the week fell on the same days of the year, or when there will, therefore, be a recur-

rence of the Dominical or Sunday Letter. This would be the case every seven years but for leap year, hence four times seven is the cycle, or twenty-eight years. It is the remainder found by adding nine to the year and dividing the sum by twenty-eight. The Roman Indiction is a cycle of fifteen years and is of no utility except to chronologers. It is the remainder found by adding three to the year and dividing by fifteen. The Julian Period is a cycle of 7,980 years and is the product of the three cycles, Golden Number (19), Solar Cycle (28) and Roman Indiction (15), and hence shows the time when these cycles will coincide, or begin at the same time. The first of this cycle will be completed in the year 2267; it is the year + 4713. The Dionysian Period is a cycle of 532 years and is called the great Paschal cycle, being the product of a completed solar and lunar cycle (28×19). It is the remainder found by adding 457 to the year and dividing by 532, and with the Julian Period is chiefly used by chronologers. The Jewish Lunar Cycle is always three less than the Golden Number and is used by the Jews in fixing the time of their festivals.

JEWISH OR HEBREW CALENDAR YEAR 5674-75 A. M.

The year 5674 is the 12th and 5675 the 13th of the 299th cycle of 19 years.

Year.	Number.	MONTH-Name.	Day.	Feast, festival or fast.	Gregorian date.
5674	4	Tebet.	10.	Fast of Tebet.	Thursday, January 8, 1914
5674	5	Sh'vat.	1.	Rosh-Chodesh.	Wednesday, January 28, 1914
5674	6	Adar.	1.	Rosh-Chodesh.	Thursday-Friday, February 26-27, 1914
5674	6	Adar.	13.	Fast of Esther.	Wednesday, March 11, 1914
5674	6	Adar.	14 and 15.	Purim.	Thursday-Friday, March 12-13, 1914
5674	7	Nissan.	1.	Rosh-Chodesh.	Saturday, March 28, 1914
5674	7	Nissan.	15.	First day of Passover.	Saturday, April 11, 1914
5674	8	Iyar.	1.	Rosh-Chodesh.	Sunday-Monday, April 26-27, 1914
5674	8	Iyar.	18.	Lag B'Omer (36d day of Omer).	Thursday, May 14, 1914
5674	9	Sivan.	1.	Rosh-Chodesh.	Tuesday, May 26, 1914
5674	9	Sivan.	6.	First day of Pentecost.	Sunday, May 31, 1914
5674	10	Tammuz.	1.	Rosh-Chodesh.	Wednesday-Thursday, June 24-25, 1914
5674	10	Tammuz.	17.	Fast of Tammuz.	Saturday, July 11, 1914
5674	11	Av or Ab.	1.	Rosh-Chodesh.	Friday, July 24, 1914
5674	11	Av or Ab.	9.	Fast of Av.	Saturday, August 1, 1914
5674	12	Ellul.	1.	Rosh-Chodesh.	Saturday-Sunday, August 22-23, 1914
5675	1	Tishri.	1.	1st day of New Year.	Monday, September 21, 1914
5675	1	Tishri.	3.	Fast of Gedaliah.	Wednesday, September 23, 1914
5675	1	Tishri.	10.	Yom Kippoor.	Wednesday, September 30, 1914
5675	1	Tishri.	15.	First Day of Tabernacles.	Monday, October 5, 1914
5675	1	Tishri.	21.	Hoshanna-Rabbah.	Sunday, October 11, 1914
5675	1	Tishri.	22.	Sh'mini-Atseret.	Monday, October 12, 1914
5675	2	Chesvan.	23.	Simchas-Torah.	Tuesday, October 13, 1914
5675	2	Chesvan.	1.	Rosh-Chodesh.	Tuesday-Wednesday, October 20-21, 1914
5675	3	Kislev.	1.	Rosh-Chodesh.	Thursday, November 19, 1914
5675	3	Kislev.	25.	First day of Chanukah.	Sunday, December 13, 1914
5675	4	Tebet.	1.	Rosh-Chodesh.	Friday, December 18, 1914
5675	4	Tebet.	10.	Fast of Tebet.	Sunday, December 27, 1914
5675	5	Sh'vat.	1.	Rosh-Chodesh.	Saturday, January 16, 1915

*Observed the day following.

GREEK CHURCH AND RUSSIAN CALENDAR—A. D. 1914. A. M. 8023.

New style.	Old style.	HOLY DAYS.	New style.	Old style.	HOLY DAYS.
Jan. 14	Jan. 1	Circumcision.	July 12	June 29	Peter and Paul, Chief Apostles.
Jan. 19	Jan. 6	Theophany (Epiphany).	Aug. 14	Aug. 1	First Day of Theotokos.
Feb. 15	Feb. 2	Hypocante (Purification)	Aug. 19	Aug. 6	Transfiguration.
Feb. 21	Feb. 8	Septuagesima.	Aug. 28	Aug. 15	Repose of Theotokos.
Feb. 28	Feb. 15	Carnival Sunday.	Sept. 12	Aug. 30	St. Alexander Nevsky.*
Mch. 14	Mch. 1	First Sunday in Lent.	Sept. 21	Sept. 8	Nativity of Theotokos.
Apr. 18	Apr. 5	Palm Sunday.	Sept. 27	Sept. 14	Exaltation of Cross.
Apr. 23	Apr. 10	Good Friday.	Oct. 14	Oct. 1	Patronage of Theotokos.
Apr. 25	Apr. 12	Easter (Holy Pasche).	Nov. 28	Nov. 15	First Day of Nativity.
May 6	Apr. 23	St. George.	Dec. 4	Nov. 21	Entrance of Theotokos.
May 22	May 9	St. Nicholas.	Dec. 21	Dec. 8	Conception of Theotokos.
May 27	May 14	Coronation of Emperor*.	1915.		
June 3	May 21	Ascension.	Jan. 7	Dec. 25	Nativity (Christmas).
June 13	May 31	Pentecost.			

*Peculiar to Russia.

MOHAMMEDAN CALENDAR YEAR 1332-33.

The year 1332 is the 12th and 1333 is the 13th of the 45th cycle of 30 years.

Year.	No.	MONTH-Name.	Begin.	Lasts.	Year.	No.	MONTH-Name.	Begin.	Lasts.
1332	3	Rabia I.	January 28	30	1332	10	Schawall.	August 23	29
1332	4	Rabia II.	February 27	29	1332	11	Dulkaeda.	September 21	30
1332	5	Jombadi I.	March 28	30	1332	12	Dulheggia.	October 21	30
1332	6	Jombadi II.	April 27	29	1333	1	Mubarrem.	November 19	30
1332	7	Rajeb.	May 27	30	1333	2	Saphar.	December 19	29
1332	8	Sheban.	June 25	29	1333	3	Rabia I.	January 17, 1915	30
1332	9	Ramadan (Fasting).	July 24	30					

AVERAGE DEPTH OF OCEANS AND SEAS.

	Feet.		Feet.
Antarctic	10,800	Pacific	12,960
Arctic	5,160	Baltic	122
Atlantic	12,200	Bering	900
Indian	11,136	Caribbean	7,614

The mean depth of all the oceans and seas is estimated to be from 2 to 2 1/2 miles. The greatest depth reported is 31,614 feet, or nearly 6 miles, near the island of Guam in the Pacific. The greatest known depth in the Atlantic is 27,266 feet, off the coast of Porto Rico.

ORDER OF PRESIDENTIAL SUCCESSION.

In case of the removal, death, resignation or inability of both the president and vice-president, then the secretary of state shall act as president until the disability of the president or vice-president is removed or a president is elected. The rest of the order of succession is: Secretary of the treasury, secretary of war, attorney-general, post-master-general, secretary of the navy, secretary of the interior, secretary of agriculture and secretary of commerce and labor. The acting president, in case congress is not in session, must call a special session, giving twenty days' notice.

☾ First Quar., 4th. 1st MONTH. **JANUARY, 1914.** 31 DAYS. ☽ Last Quar., 18th.
 ☾ Full Moon, 11th. ☽ New Moon, 26th.

DAY OF YEAR.	DAYS IN YEAR.	DAY OF MONTH.	DAY OF WEEK.	MOON'S PLACE	SUN AT NOON MARK.			MOON IN MERIDIAN.	New York, Chicago, Iowa, Neb., Pa., S. Wis., S. Mich., N. Ill., Ind., O.			St. Louis, S. Ill., Va., Ky., Mo., Kas., Col., Cal., Ind., Ohio.			St. Paul, N. E. Wis. and Mich., N. E. New York, Minn., Ore.		
					Sun rises.				Moon sets and rises.			Sun rises.			Moon sets and rises.		
					H. M. S.	H. M. S.	H. M. S.		H. M. S.	H. M. S.	H. M. S.	H. M. S.	H. M. S.	H. M. S.	H. M. S.	H. M. S.	H. M. S.
1	365	1	Thursday...	Con.D.	12	3	33	H. M.	H. M.	H. M.	H. M.	H. M.	H. M.	H. M.	H. M.	H. M.	H. M.
2	364	2	Friday.....	13	4	33	4 13	7 28	4 39	10 4	7 16	4 51	10 6	7 39	4 29	10 2	7 39
3	363	3	Saturday.....	25	5	33	4 53	7 28	4 40	11 4	7 16	4 52	11 4	7 39	4 30	11 4	7 39
4	362	4	SUNDAY.....	19	12	33	5 31	7 28	4 42	morn	7 16	4 53	morn	7 38	4 32	11 4	7 38
5	361	5	Monday.....	1	12	33	6 11	7 28	4 44	3	7 16	4 54	51	7 38	4 33	1	7 38
6	360	6	Tuesday.....	13	12	33	6 59	7 28	4 45	2	7 16	4 54	51	7 38	4 34	2	7 38
7	359	7	Wednesday..	25	12	33	7 36	7 27	4 46	3	7 16	4 56	3	7 37	4 35	3	7 37
8	358	8	Thursday....	8	12	33	8 25	7 27	4 47	4	7 16	4 57	4	7 37	4 36	4	7 37
9	357	9	Friday.....	21	12	33	9 17	7 27	4 48	5	7 16	4 58	5	7 37	4 37	5	7 37
10	356	10	Saturday....	4	12	33	10 14	7 27	4 49	6	7 16	4 59	6	7 37	4 38	6	7 37
11	355	11	SUNDAY.....	18	12	33	11 14	7 27	4 49	rises	7 16	5	rises	7 36	4 39	rises	7 36
12	354	12	Monday.....	1	12	33	12 14	7 27	4 50	5	7 15	5	5	7 36	4 40	5	7 36
13	353	13	Tuesday....	16	12	33	1 11	7 27	4 51	6	7 15	5	6	7 36	4 41	6	7 36
14	352	14	Wednesday..	1	12	33	2 22	7 27	4 52	7	7 15	5	7	7 36	4 42	7	7 36
15	351	15	Thursday....	15	12	33	3 27	7 27	4 54	8	7 15	5	8	7 35	4 44	8	7 35
16	350	16	Friday.....	29	12	33	4 27	7 26	4 55	9	7 15	5	9	7 34	4 46	9	7 34
17	349	17	Saturday....	14	12	33	5 31	7 25	4 56	10	7 14	5	10	7 33	4 48	10	7 33
18	348	18	SUNDAY.....	4	12	33	6 33	7 24	4 58	morn	7 13	5	8	7 33	4 48	morn	7 33
19	347	19	Monday.....	19	12	33	7 23	7 23	4 58	59	7 13	5	9	7 32	4 48	59	7 32
20	346	20	Tuesday....	26	12	33	8 2	7 22	5	0	2 14	7 12	5	10	2	4	7 31
21	345	21	Wednesday..	9	12	33	9 2	7 22	5	1	3 31	7 12	5	12	3 19	7 30	4 50
22	344	22	Thursday....	23	12	33	9 0	7 21	5	2	4 42	7 11	5	13	4 28	7 29	4 54
23	343	23	Friday.....	6	12	33	9 59	7 20	5	3	5 47	7 11	5	14	5 32	7 29	4 55
24	342	24	Saturday....	19	12	33	10 57	7 20	5	4	6 39	7 10	5	15	6 25	7 28	4 56
25	341	25	SUNDAY.....	1	12	33	11 50	7 19	5	5	7 20	7 10	5	16	7 8	7 27	4 57
26	340	26	Monday.....	12	12	33	ev. 40	7 19	5	6	sets	7 9	5	16	sets	7 26	4 58
27	339	27	Tuesday....	25	12	33	1 26	7 18	5	7	6 46	7 9	5	17	6 52	7 25	4 59
28	338	28	Wednesday..	9	12	33	2 49	7 17	5	8	7 49	7 8	5	18	7 52	7 24	4 59
29	337	29	Thursday....	21	12	33	3 58	7 16	5	9	8 53	7 7	5	19	8 54	7 24	4 59
30	336	30	Friday.....	4	12	33	4 9	7 15	5	10	9 51	7 6	5	20	9 52	7 23	4 59
31	335	31	Saturday....	15	12	33	5 27	7 15	5	12	10 53	7 6	5	21	10 49	7 22	4 59

☾ First Quar., 3d. 2d MONTH. **FEBRUARY, 1914.** 28 DAYS. ☽ Last Quar., 17th.
 ☾ Full Moon, 10th. ☽ New Moon, 24th.

DAY OF YEAR.	DAYS IN YEAR.	DAY OF MONTH.	DAY OF WEEK.	MOON'S PLACE	SUN AT NOON MARK.			MOON IN MERIDIAN.	New York, Chicago, Iowa, Neb., Pa., S. Wis., S. Mich., N. Ill., Ind., O.			St. Louis, S. Ill., Va., Ky., Mo., Kas., Col., Cal., Ind., Ohio.			St. Paul, N. E. Wis. and Mich., N. E. New York, Minn., Ore.		
					Sun rises.				Moon sets and rises.			Sun rises.			Moon sets and rises.		
					H. M. S.	H. M. S.	H. M. S.		H. M. S.	H. M. S.	H. M. S.	H. M. S.	H. M. S.	H. M. S.	H. M. S.	H. M. S.	H. M. S.
32	334	2	SUNDAY.....	Con.D.	12	13	44	4 47	7 14	5 13	11 55	7 5	5 22	11 49	7 21	5 7	11 49
33	333	3	Monday.....	27	12	13	44	5 29	7 12	5 14	morn	7 4	5 23	morn	7 20	5 8	morn
34	332	4	Tuesday....	3	12	13	44	6 15	7 10	5 15	59	7 3	5 25	1 50	7 19	5 10	1 50
35	331	5	Wednesday..	21	12	14	40	7 4	7 10	5 17	3	7 2	5 26	2 52	7 17	5 12	2 52
36	330	6	Thursday....	16	12	14	40	8 58	7 8	5 20	11	7 0	5 28	3 57	7 16	5 14	3 57
37	329	7	Friday.....	29	12	14	15	9 55	7 6	5 21	5 11	6 59	5 29	4 56	7 13	5 15	4 56
38	328	8	Saturday....	12	12	14	21	10 54	7 5	5 23	6 0	6 58	5 30	5 46	7 12	5 16	6 11
39	327	9	SUNDAY.....	25	10	12	24	11 51	7 4	5 24	6 41	6 57	5 32	6 30	7 10	5 18	6 52
40	326	10	Monday.....	10	12	14	25	morn	7 3	5 25	rises	6 55	5 33	rises	7 9	5 20	rises
41	325	11	Tuesday....	25	10	12	26	46	7 2	5 28	6 53	6 55	5 34	6 56	7 7	5 22	6 50
42	324	11	Wednesday..	9	12	14	25	1 37	7 1	5 27	8 12	6 54	5 35	8 12	7 5	5 23	8 12
43	323	12	Thursday....	25	9	12	24	2 28	7 0	5 28	9 30	6 53	5 36	9 27	7 4	5 24	9 32
44	322	13	Friday.....	9	12	14	24	3 18	6 59	5 30	10 45	6 51	5 38	10 40	7 3	5 26	10 51
45	321	14	Saturday....	24	8	12	22	4 9	6 58	5 32	morn	6 50	5 39	11 56	7 2	5 27	morn
46	320	15	SUNDAY.....	8	12	14	20	5 2	6 56	5 33	5	6 49	5 40	morn	7 1	5 29	1 34
47	319	16	Monday.....	22	6	12	14	5 57	6 54	5 34	1 29	6 48	5 41	1 14	6 59	5 31	1 54
48	318	17	Tuesday....	6	12	14	13	6 57	6 52	5 36	2 56	6 47	5 42	2 22	6 57	5 32	2 50
49	317	18	Wednesday..	20	12	14	8	8 55	6 50	5 38	3 41	6 45	5 44	3 26	6 55	5 34	3 56
50	316	19	Thursday....	3	12	14	8	7 53	6 50	5 39	4 37	6 44	5 45	4 22	6 54	5 35	4 52
51	315	20	Friday.....	16	12	13	57	8 51	6 49	5 40	5 20	6 43	5 46	5 7	6 52	5 36	5 34
52	314	21	Saturday....	29	12	13	50	9 45	6 47	5 41	5 54	6 41	5 47	5 43	6 50	5 38	6 54
53	313	22	SUNDAY.....	11	12	13	43	10 35	6 46	5 41	5 54	6 41	5 47	5 43	6 48	5 39	6 29
54	312	23	Monday.....	23	12	13	35	11 22	6 45	5 43	6 20	6 40	5 48	6 12	6 48	5 39	6 29
55	311	24	Tuesday....	6	12	13	27	ev. 5	6 44	5 44	sets	6 39	5 49	sets	6 47	5 40	sets
56	310	25	Wednesday..	18	12	13	18	46	6 43	5 45	6 42	6 38	5 50	6 44	6 46	5 42	6 40
57	309	26	Thursday....	29	12	13	8	1 25	6 41	5 46	7 41	6 36	5 51	7 41	6 44	5 43	7 42
58	308	27	Friday.....	11	12	12	58	2 44	6 39	5 47	8 42	6 35	5 51	8 39	6 43	5 45	8 45
59	307	28	Saturday....	23	12	12	47	2 44	6 38	5 48	9 44	6 34	5 52	9 39	6 41	5 46	9 49

For far western points within any of the above zones of latitude add 2 min. for each hour of longitude to the moon's rising, setting and southing. For far eastern points subtract 2 min. for each hour of longitude from the moon's rising, setting and southing.

First Quar., 4th. Full Moon, 11th.

3d MONTH.

MARCH, 1914.

31 DAYS.

Last Quar., 18th. New Moon, 26th.

Table for March 1914 showing moon phases, sun/noon marks, moon in meridian, and sunrise/set times for New York, Chicago, St. Louis, and St. Paul.

First Quar., 3d. Full Moon, 10th.

4th MONTH.

APRIL, 1914.

30 DAYS.

Last Quar., 17th. New Moon, 25th.

Table for April 1914 showing moon phases, sun/noon marks, moon in meridian, and sunrise/set times for New York, Chicago, St. Louis, and St. Paul.

☾ First Quar., 3d.
☽ Full Moon, 9th.

5th MONTH.

MAY, 1914.

31 DAYS.

☾ Last Quar., 16th.
☽ New Moon, 24th.

DAY OF YEAR.	DAYS IN YEAR.	DAY OF MONTH.	DAY OF WEEK.	MOON'S PLACE.	SUN AT NOON MARK.			MOON IN MERIDIAN.			New York, Chicago, Iowa, Neb., Pa., S. Wis., S. Mich., N. Ill., Ind., O.			St. Louis, S. Ill., Va., Ky., Mo., Kas., Col., Cal., Ind., Ohio.			St. Paul, N. E. Wis. and Mich., N. E. New York, Minn., Ore.		
					H. M.	S.	H. M.	Sun rises.	Sun sets.	Moon sets and rises.	Sun rises.	Sun sets.	Moon sets and rises.	Sun rises.	Sun sets.	Moon sets and rises.	Sun rises.	Sun sets.	Moon sets and rises.
121	245	1	Friday.....	Con.D.	11 57	5	5 14	4 56	6 58	1 25	5 2	6 51	12 44	7 5	5 40				
122	244	2	Saturday.....	☾	11 56	57	6 7	4 55	6 59	1 7	5 1	6 52	12 44	7 6	1 19				
123	243	3	SUNDAY.....	☽	11 56	50	6 58	4 54	7 0	1 40	5 0	6 53	1 31	4 46	1 19				
124	242	4	Monday.....	☽	11 56	44	7 47	4 53	7 2	2 6	4 59	6 54	2 0	4 44	2 13				
125	241	5	Tuesday.....	☽	11 56	38	8 36	4 52	7 3	2 31	4 58	6 55	2 28	4 43	2 34				
126	240	6	Wednesday.....	☽	11 56	33	9 26	4 50	7 4	2 54	4 57	6 56	2 53	4 42	2 54				
127	239	7	Thursday.....	☽	11 56	28	10 17	4 49	7 5	3 17	4 56	6 57	3 19	4 40	3 15				
128	238	8	Friday.....	☽	11 56	24	11 13	4 48	7 6	3 41	4 55	6 58	3 46	4 39	3 35				
129	237	9	Saturday.....	☽	11 56	20	12 12	4 46	7 7	4 5	4 54	6 59	rises	4 38	3 58				
130	236	10	SUNDAY.....	☽	11 56	17	1 14	4 45	7 8	5 19	4 53	6 59	8 36	4 37	4 9				
131	235	11	Monday.....	☽	11 56	15	1 14	4 44	7 9	10 4	4 52	7 0	9 49	4 36	10 19				
132	234	12	Tuesday.....	☽	11 56	13	2 18	4 42	7 10	11 6	4 51	7 1	10 51	4 35	11 21				
133	233	13	Wednesday.....	☽	11 56	12	3 20	4 41	7 11	11 53	4 50	7 2	11 40	4 34	11 9				
134	232	14	Thursday.....	☽	11 56	11	4 18	4 40	7 12	morn	4 49	7 3	morn	4 32	7 7				
135	231	15	Friday.....	☽	11 56	11	5 11	4 39	7 13	28	4 48	7 3	18	4 31	7 21				
136	230	16	Saturday.....	☽	11 56	11	5 59	4 38	7 14	57	4 48	7 4	49	4 30	7 23				
137	229	17	SUNDAY.....	☽	11 56	12	6 42	4 37	7 15	1 18	4 47	7 5	1 12	4 29	7 24				
138	228	18	Monday.....	☽	11 56	14	7 23	4 36	7 16	1 37	4 46	7 6	1 34	4 28	7 25				
139	227	19	Tuesday.....	☽	11 56	16	8 2	4 35	7 17	1 54	4 45	7 7	1 53	4 27	7 26				
140	226	20	Wednesday.....	☽	11 56	19	8 41	4 34	7 18	2 12	4 44	7 8	2 14	4 26	7 27				
141	225	21	Thursday.....	☽	11 56	22	9 21	4 34	7 19	2 32	4 44	7 9	2 35	4 25	7 28				
142	224	22	Friday.....	☽	11 56	26	10 2	4 33	7 20	3 5	4 43	7 11	3 33	4 23	7 29				
143	223	23	Saturday.....	☽	11 56	31	10 47	4 32	7 21	3 14	4 43	7 11	3 33	4 23	7 30				
144	222	24	SUNDAY.....	☽	11 56	36	11 34	4 31	7 22	3 46	4 42	7 12	3 57	4 22	7 31				
145	221	25	Monday.....	☽	11 56	41	ev. 26	4 30	7 23	sets	4 42	7 13	sets	4 21	7 32				
146	220	26	Tuesday.....	☽	11 56	47	1 19	4 29	7 24	9 32	4 41	7 13	9 17	4 20	7 34				
147	219	27	Wednesday.....	☽	11 56	53	2 15	4 28	7 25	10 24	4 41	7 14	10 7	4 19	7 35				
148	218	28	Thursday.....	☽	11 57	0	3 10	4 27	7 26	11 6	4 40	7 15	10 54	4 18	7 36				
149	217	29	Friday.....	☽	11 57	8	4 3	4 26	7 27	11 41	4 39	7 16	11 31	4 17	7 37				
150	216	30	Saturday.....	☽	11 57	16	4 54	4 26	7 28	morn	4 39	7 17	morn	4 16	7 38				
151	215	31	SUNDAY.....	☽	11 57	24	5 43	4 26	7 29	10	4 38	7 17	10 3	4 16	7 39				

☾ First Quar., 1st. 30th.
☽ Full Moon, 7th.

6th MONTH.

JUNE, 1914.

30 DAYS.

☾ Last Quar., 15th.
☽ New Moon, 23d.

DAY OF YEAR.	DAYS IN YEAR.	DAY OF MONTH.	DAY OF WEEK.	MOON'S PLACE.	SUN AT NOON MARK.			MOON IN MERIDIAN.			New York, Chicago, Iowa, Neb., Pa., S. Wis., S. Mich., N. Ill., Ind., O.			St. Louis, S. Ill., Va., Ky., Mo., Kas., Col., Cal., Ind., Ohio.			St. Paul, N. E. Wis. and Mich., N. E. New York, Minn., Ore.		
					H. M.	S.	H. M.	Sun rises.	Sun sets.	Moon sets and rises.	Sun rises.	Sun sets.	Moon sets and rises.	Sun rises.	Sun sets.	Moon sets and rises.	Sun rises.	Sun sets.	Moon sets and rises.
152	214	1	Monday.....	Con.D.	11 57	32	6 30	4 25	7 29	3 35	4 38	7 18	3 1	4 15	7 40				
153	213	2	Tuesday.....	☽	11 57	41	7 18	4 25	7 30	5 6	4 38	7 19	5 4	4 15	7 41				
154	212	3	Wednesday.....	☽	11 57	51	8 7	4 25	7 30	1 19	4 38	7 19	1 21	4 14	7 41				
155	211	4	Thursday.....	☽	11 58	1	8 59	4 25	7 31	1 41	4 37	7 20	1 45	4 14	7 42				
156	210	5	Friday.....	☽	11 58	11	9 55	4 24	7 31	2 7	4 37	7 20	2 15	4 14	7 42				
157	209	6	Saturday.....	☽	11 58	21	10 55	4 24	7 32	2 39	4 37	7 21	2 50	4 13	7 43				
158	208	7	SUNDAY.....	☽	11 58	32	11 58	4 24	7 33	3 20	4 37	7 21	3 33	4 13	7 43				
159	207	8	Monday.....	☽	11 58	43	morn	4 24	7 33	rises	4 36	7 22	rises	4 13	7 44				
160	206	9	Tuesday.....	☽	11 58	54	2 3	4 23	7 34	9 43	4 36	7 22	9 30	4 12	7 44				
161	205	10	Wednesday.....	☽	11 59	6	2 3	4 23	7 34	10 25	4 36	7 23	10 13	4 12	7 45				
162	204	11	Thursday.....	☽	11 59	17	2 59	4 23	7 35	10 56	4 36	7 24	10 47	4 12	7 46				
163	203	12	Friday.....	☽	11 59	30	3 50	4 23	7 36	11 21	4 36	7 24	11 14	4 12	7 47				
164	202	13	Saturday.....	☽	11 59	42	4 36	4 23	7 37	11 41	4 36	7 25	11 37	4 12	7 47				
165	201	14	SUNDAY.....	☽	11 59	54	5 19	4 23	7 37	11 59	4 36	7 25	11 57	4 12	7 48				
166	200	15	Monday.....	☽	12 0	7	5 59	4 23	7 38	morn	4 36	7 25	morn	4 12	7 49				
167	199	16	Tuesday.....	☽	12 0	20	6 38	4 23	7 38	17	4 36	7 26	18	4 12	7 50				
168	198	17	Wednesday.....	☽	12 0	32	7 18	4 23	7 39	3 3	4 36	7 26	39	4 12	7 50				
169	197	18	Thursday.....	☽	12 0	45	7 59	4 23	7 39	5 5	4 36	7 26	1 0	4 12	7 51				
170	196	19	Friday.....	☽	12 0	59	8 42	4 23	7 39	1 17	4 36	7 26	1 25	4 12	7 51				
171	195	20	Saturday.....	☽	12 1	12	9 28	4 23	7 39	1 44	4 36	7 26	1 54	4 12	7 51				
172	194	21	SUNDAY.....	☽	12 1	25	10 19	4 24	7 40	2 19	4 36	7 26	2 32	4 12	7 51				
173	193	22	Monday.....	☽	12 1	38	11 12	4 24	7 40	3 1	4 37	7 26	3 15	4 13	7 51				
174	192	23	Tuesday.....	☽	12 1	51	ev. 8	4 24	7 40	sets	4 37	7 27	sets	4 13	7 51				
175	191	24	Wednesday.....	☽	12 2	2	1 4	4 24	7 40	9 5	4 37	7 27	8 50	4 13	7 51				
176	190	25	Thursday.....	☽	12 2	17	1 59	4 24	7 40	9 43	4 37	7 27	9 33	4 13	7 51				
177	189	26	Friday.....	☽	12 2	30	2 51	4 25	7 40	10 13	4 38	7 27	10 5	4 13	7 51				
178	188	27	Saturday.....	☽	12 2	42	3 41	4 25	7 40	10 40	4 38	7 27	10 35	4 14	7 51				
179	187	28	SUNDAY.....	☽	12 2	55	4 29	4 25	7 40	11 1	4 38	7 27	10 59	4 14	7 51				
180	186	29	Monday.....	☽	12 2	7	5 15	4 25	7 40	11 23	4 39	7 27	11 24	4 14	7 51				
181	185	30	Tuesday.....	☽	12 3	19	6 3	4 26	7 40	11 46	4 40	7 27	11 50	4 15	7 51				

☾ Full Moon, 7th. Last Quar., 15th.

7th MONTH.

JULY, 1914.

31 DAYS.

☽ New Moon, 22d. ☽ First Quar., 29th.

Table for July 1914 with columns for Day of Year, Days in Year, Day of Month, Day of Week, Moon's Place, Sun at Noon Mark, Moon in Meridian, and Sun/sets for New York, Chicago, St. Louis, and St. Paul.

☾ Full Moon, 5th. Last Quar., 13th.

8th MONTH.

AUGUST, 1914.

31 DAYS.

☽ New Moon, 21st. ☽ First Quar., 27th.

Table for August 1914 with columns for Day of Year, Days in Year, Day of Month, Day of Week, Moon's Place, Sun at Noon Mark, Moon in Meridian, and Sun/sets for New York, Chicago, St. Louis, and St. Paul.

☾ Full Moon, 4th. 9th MONTH. **SEPTEMBER, 1914.** 30 DAYS ☽ New Moon, 19th.
 ☾ Last Quar., 12th. ☽ First Quar., 26th.

DAY OF YEAR.	DAYS IN YEAR.	DAY OF MONTH	DAY OF WEEK.	MOON'S PLACE	SUN AT NOON MARK.	MOON IN MERIDIAN.	New York, Chicago, Iowa, Neb., Pa., S. Wis., S. Mich., N. Ill., Ind., O.			St. Louis, S. Ill., Va., Ky., Mo., Kas., Col., Cal., Ind., Ohio.			St. Paul, N. E. Wis. and Mich., N. E. New York, Minn., Ore.		
							Sun rises.	Sun sets.	Moon sets and rises.	Sun rises.	Sun sets.	Moon sets and rises.	Sun rises.	Sun sets.	Moon sets and rises.
244	123	1	Tuesday	Con.D.	H. M. S.	H. M. S.	H. M.	H. M.	H. M.	H. M.	H. M.	H. M.	H. M.	H. M.	H. M.
245	121	2	Wednesday	13	12 0 5	10 14	5 24	6 36	2 3	5 29	6 32	2 14	5 20	6 39	1 51
246	120	3	Thursday	21	11 59 46	11 1	5 25	6 34	3 13	5 29	6 30	3 22	5 21	6 38	3 4
247	119	4	Friday	4	11 59 27	11 45	5 26	6 32	4 22	5 30	6 29	4 28	5 23	6 36	4 16
248	118	5	Saturday	16	11 59 7	morn	5 27	6 30	rises	5 31	6 27	rises	5 24	6 34	rises
249	117	6	Sunday	28	11 58 48	1 26	5 28	6 29	6 46	5 32	6 25	6 49	5 25	6 32	6 48
250	116	7	SUNDAY	11	11 58 28	1 46	5 29	6 27	7 7	5 33	6 23	7 10	5 26	6 30	7 4
251	115	8	Monday	22	11 57 47	2 27	5 30	6 25	7 25	5 34	6 21	7 3	5 28	6 28	7 29
252	114	9	Tuesday	4	11 57 27	3 10	5 31	6 24	7 47	5 35	6 21	7 55	5 29	6 26	7 39
253	113	10	Wednesday	16	11 57 27	3 10	5 32	6 22	8 14	5 36	6 19	8 24	5 30	6 24	8 3
254	112	11	Thursday	28	11 57 6	3 55	5 33	6 20	8 45	5 37	6 17	8 58	5 31	6 22	8 32
255	111	12	Friday	10	11 56 45	4 43	5 34	6 18	9 25	5 37	6 15	9 39	5 32	6 20	9 10
256	110	13	SUNDAY	5	11 56 24	5 34	5 35	6 16	10 15	5 38	6 14	10 29	5 33	6 18	10 0
257	109	14	Monday	18	11 56 3	6 28	5 36	6 15	11 14	5 39	6 13	11 28	5 34	6 17	10 59
258	108	15	Tuesday	1	11 55 42	7 23	5 37	6 13	morn	5 40	6 12	morn	5 35	6 15	morn
259	107	16	Wednesday	14	11 55 0	8 17	5 38	6 11	19	5 41	6 10	32	5 36	6 13	6
260	106	17	Thursday	28	11 55 0	9 11	5 39	6 9	7 1	5 42	6 8	1 41	5 37	6 11	1 21
261	105	18	Friday	10	11 54 38	10 3	5 41	6 6	7 2	5 43	6 6	2 54	5 39	6 9	2 40
262	104	19	Saturday	13	11 53 56	10 53	5 42	6 6	4 2	5 44	6 4	4 7	5 41	6 7	3 58
263	103	20	SUNDAY	13	11 53 35	ev.34	5 43	6 4	5 20	5 45	6 4	4 21	5 42	6 5	5 19
264	102	21	Monday	28	11 53 13	1 26	5 44	6 2	0	5 46	6 1	sets	5 43	6 3	sets
265	101	22	Tuesday	13	11 52 53	2 22	5 45	6 0	6 44	5 47	6 0	6 50	5 44	6 1	6 37
266	100	23	Wednesday	27	11 52 33	3 20	5 46	5 58	7 14	5 47	5 59	7 24	5 46	6 0	7 4
267	99	24	Thursday	12	11 52 11	4 21	5 47	5 58	7 50	5 48	5 57	8 2	5 47	5 58	7 37
268	98	25	Friday	26	11 51 51	5 23	5 48	5 56	8 39	5 49	5 55	8 53	5 48	5 56	8 25
269	97	26	Saturday	9	11 51 30	6 23	5 49	5 54	9 36	5 50	5 53	9 50	5 49	5 54	9 21
270	96	27	SUNDAY	23	11 51 10	7 19	5 50	5 52	10 43	5 51	5 51	10 56	5 50	5 52	10 28
271	95	28	Monday	6	11 50 49	8 12	5 51	5 50	11 53	5 52	5 50	morn	5 52	5 50	11 40
272	94	29	Tuesday	18	11 50 29	8 59	5 52	5 49	morn	5 53	5 49	1 14	5 53	5 48	morn
273	93	30	Wednesday	1	11 50 10	9 43	5 53	5 47	1 5	5 54	5 47	1 5	5 54	5 46	5 5
							5 54	5 45	2 13	5 55	5 45	2 19	5 55	5 44	2 6

☾ Full Mo n, 3d. 10th MONTH. **OCTOBER, 1914.** 31 DAYS. ☽ New Moon, 19th.
 ☾ Last Quar., 12th. ☽ First Quar., 25th.

DAY OF YEAR.	DAYS IN YEAR.	DAY OF MONTH	DAY OF WEEK.	MOON'S PLACE	SUN AT NOON MARK.	MOON IN MERIDIAN.	New York, Chicago, Iowa, Neb., Pa., S. Wis., S. Mich., N. Ill., Ind., O.			St. Louis, S. Ill., Va., Ky., Mo., Kas., Col., Cal., Ind., Ohio.			St. Paul, N. E. Wis. and Mich., N. E. New York, Minn., Ore.		
							Sun rises.	Sun sets.	Moon sets and rises.	Sun rises.	Sun sets.	Moon sets and rises.	Sun rises.	Sun sets.	Moon sets and rises.
274	92	1	Thursday	Con.D.	H. M. S.	H. M. S.	H. M.	H. M.	H. M.	H. M.	H. M.	H. M.	H. M.	H. M.	H. M.
275	91	2	Friday	13	11 49 50	10 25	5 56	5 44	3 21	5 56	5 43	3 25	5 57	5 42	3 17
276	90	3	Saturday	25	11 49 31	11 5	5 57	5 42	4 24	5 56	5 42	4 26	5 58	5 40	4 22
277	89	4	SUNDAY	7	11 49 12	11 45	5 58	5 40	5 26	5 57	5 41	5 25	5 59	5 39	5 27
278	88	5	Monday	19	11 48 53	morn	5 59	5 38	rises	5 58	5 40	rises	6 0	5 38	rises
279	87	6	Tuesday	1	11 48 35	25	6 0	5 37	5 51	5 59	5 38	5 58	6 1	5 36	5 44
280	86	7	Wednesday	13	11 48 17	1 5	6 1	5 35	6 18	6 0	5 36	6 27	6 2	5 34	6 8
281	85	8	Thursday	25	11 48 0	1 51	6 2	5 33	6 47	6 1	5 34	6 58	6 4	5 32	6 35
282	84	9	Friday	7	11 47 42	2 38	6 3	5 32	7 23	6 2	5 33	7 37	6 5	5 30	7 9
283	83	10	Saturday	19	11 47 25	3 28	6 4	5 30	8 1	6 3	5 31	8 16	7 6	5 28	7 54
284	82	11	SUNDAY	13	11 46 54	5 13	6 5	5 28	9 1	6 4	5 29	9 16	8 7	5 26	8 46
285	81	12	Monday	26	11 46 39	6 6	6 6	5 25	11 11	6 6	5 27	11 22	6 10	5 22	11 0
286	80	13	Tuesday	9	11 46 24	6 59	6 9	5 23	morn	6 7	5 26	morn	6 12	5 20	morn
287	79	14	Wednesday	22	11 46 10	7 50	6 10	5 21	23	6 8	5 24	30	6 13	5 19	13
288	78	15	Thursday	6	11 45 56	8 40	6 11	5 19	1 36	6 9	5 23	1 41	6 14	5 17	1 30
289	77	16	Friday	21	11 45 43	9 29	6 12	5 18	2 51	6 10	5 22	2 54	6 16	5 16	2 48
290	76	17	Saturday	6	11 45 30	10 19	6 13	5 17	4 7	6 11	5 20	4 7	6 17	5 14	4 7
291	75	18	SUNDAY	21	11 45 18	11 10	6 14	5 16	5 24	6 12	5 19	5 21	6 18	5 12	5 27
292	74	19	Monday	6	11 45 7	ev.5	6 15	5 15	sets	6 13	5 18	sets	6 19	5 10	sets
293	73	20	Tuesday	21	11 44 56	1 4	6 16	5 13	5 45	6 14	5 17	5 46	6 21	5 8	5 34
294	72	21	Wednesday	6	11 44 46	2 6	6 18	5 11	6 29	6 15	5 16	6 56	6 22	5 7	6 15
295	71	22	Thursday	1	11 44 37	3 10	6 19	5 9	7 24	6 16	5 14	7 39	6 24	5 5	7 9
296	70	23	Friday	5	11 44 28	4 13	6 21	5 7	8 31	6 16	5 12	8 43	6 25	5 3	8 16
297	69	24	Saturday	19	11 44 20	5 13	6 22	5 6	9 41	6 17	5 11	9 54	6 27	5 2	9 28
298	68	25	SUNDAY	2	11 44 13	6 8	6 24	5 4	10 55	6 18	5 10	11 5	6 28	5 1	10 45
299	67	26	Monday	15	11 44 6	6 57	6 25	5 2	morn	6 19	5 8	11 5	6 30	4 59	11 58
300	66	27	Tuesday	28	11 44 0	7 42	6 26	5 1	6	6 20	5 7	12	6 31	4 57	morn
301	65	28	Wednesday	10	11 43 55	8 24	6 27	5 0	1 12	6 21	5 6	1 17	6 32	4 55	1 8
302	64	29	Thursday	22	11 43 50	9 5	6 28	4 59	2 16	6 22	5 5	2 19	6 33	4 54	2 14
303	63	30	Friday	4	11 43 46	9 44	6 29	4 58	3 18	6 23	5 4	3 18	6 34	4 53	3 18
304	62	31	Saturday	16	11 43 43	10 24	6 30	4 57	4 19	6 24	5 3	4 17	6 36	4 51	4 21

Full Moon, 2d. 11th MONTH. NOVEMBER, 1914. 30 DAYS. New Moon, 17th. Last Quar., 10th. First Quar., 24th.

Table for November 1914. Columns include Day of Year, Days in Year, Day of Month, Day of Week, Moon's Place, Sun at Noon Mark, Moon in Meridian, and Moon sets and rises for New York, Chicago, St. Louis, and St. Paul.

Full Moon, 2d. 12th MONTH. DECEMBER, 1914. 31 DAYS. New Moon, 16th. Last Quar., 10th. First Quar., 24th.

Table for December 1914. Columns include Day of Year, Days in Year, Day of Month, Day of Week, Moon's Place, Sun at Noon Mark, Moon in Meridian, and Moon sets and rises for New York, Chicago, St. Louis, and St. Paul.

A READY-REFERENCE CALENDAR.

For ascertaining any day of the week for any given time within two hundred years from the introduction of the New Style, *1752 to 1952 inclusive.

YEARS 1753 TO 1952.											Jan.	Feb.	Mar.	Apr.	May	June	July	Aug.	Sept.	Oct.	Nov.	Dec.
1761	1767	1778	1789	1795	1846	1857	1863	1874	1885	1891	4	7	7	3	5	1	3	6	2	4	7	2
1801	1807	1818	1829	1835	1846	1903	1914	1925	1931	1942												
1762	1773	1779	1790	1796	1847	1858	1869	1875	1886	1897	5	1	1	4	6	2	4	7	3	5	1	3
1802	1813	1819	1830	1841	1847	1909	1915	1926	1937	1943												
1757	1763	1774	1785	1791	1853	1859	1870	1881	1887	1898	6	2	2	5	7	3	5	1	4	6	2	4
1803	1814	1825	1831	1842	1853	1910	1921	1927	1938	1949												
1754	1765	1771	1782	1793	1799	1861	1867	1878	1889	1895	2	5	5	1	3	6	1	4	7	2	5	7
1805	1816	1822	1833	1839	1850	1907	1918	1929	1935	1946												
1755	1766	1777	1783	1794	1800	1862	1873	1879	1890	1947	3	6	6	2	4	7	2	5	1	3	6	1
1806	1817	1823	1834	1845	1851	1902	1919	1930	1941													
1758	1769	1775	1786	1797	1854	1865	1871	1882	1893	1899	7	3	3	3	1	4	6	2	5	7	3	5
1809	1815	1826	1837	1843	1905	1911	1922	1933	1939	1950												
1753	1759	1770	1781	1787	1798	1866	1877	1883	1894	1900	1	4	4	7	2	5	7	3	6	1	4	6
1810	1821	1827	1838	1849	1855	1906	1917	1923	1934	1945												
										1951												

LEAP YEARS.

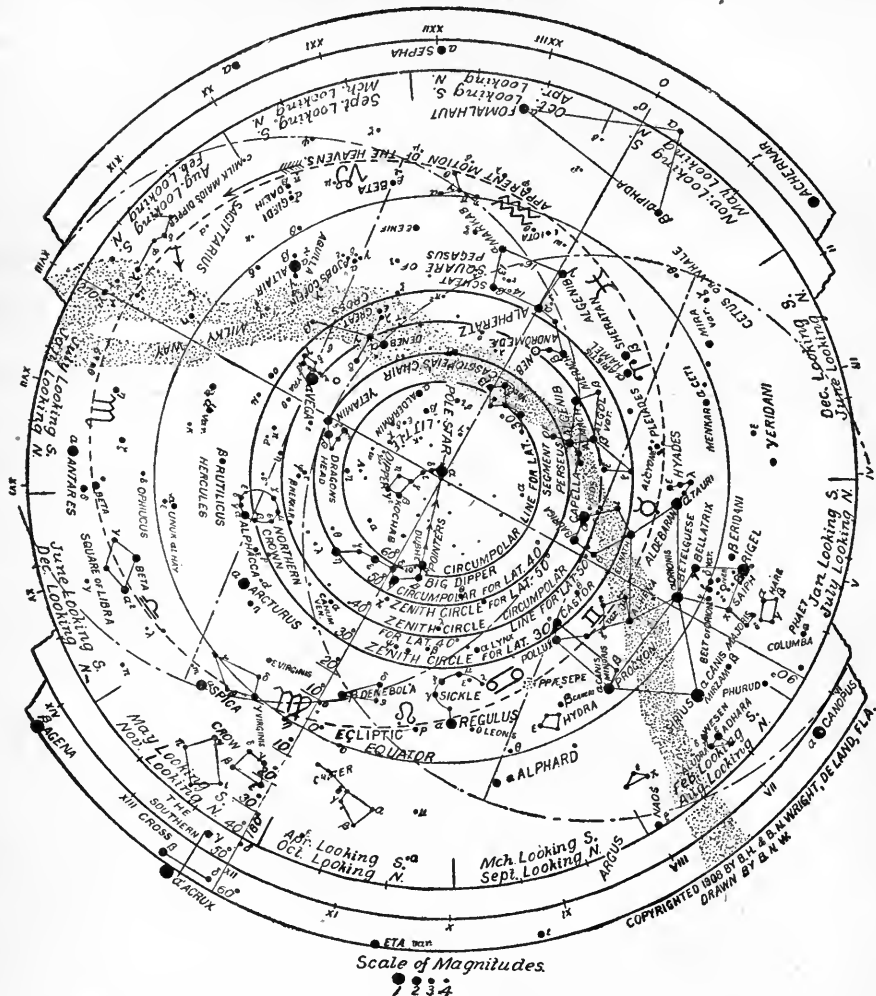
LEAP YEARS.											..	29	
1764	1792	1804	1832	1860	1888	1928	7	3	4	4	7	2	5	7	3	6	1	4	6
1768	1796	1808	1836	1864	1892	1904	1932	5	1	2	5	7	3	5	1	4	6	2	4	4
1772	1812	1840	1868	1896	1908	1936	3	6	7	3	5	1	3	6	2	4	7	2	2
1776	1816	1844	1872	1912	1940	1	4	5	1	3	6	1	4	7	2	5	7	2
1780	1820	1848	1876	1916	1944	6	2	3	6	1	4	6	2	5	7	3	5	5
1786	1784	1824	1852	1880	1920	1948	4	7	1	4	6	2	4	7	3	5	1	3	3
1760	1788	1828	1856	1884	1924	1952	2	5	6	2	4	7	2	5	1	3	6	1	1

1		2		3		4		5		6		7	
Monday	1	Tuesday	1	Wednesday	1	Thursday	1	Friday	1	Saturday	1	SUNDAY	1
Tuesday	2	Wednesday	2	Thursday	2	Friday	2	Saturday	2	SUNDAY	2	Monday	2
Wednesday	3	Thursday	3	Friday	3	Saturday	3	SUNDAY	3	Monday	3	Tuesday	3
Thursday	4	Friday	4	Saturday	4	SUNDAY	4	Monday	4	Tuesday	4	Wednesday	4
Friday	5	Saturday	5	SUNDAY	5	Monday	5	Tuesday	5	Wednesday	5	Thursday	5
Saturday	6	SUNDAY	6	Monday	6	Tuesday	6	Wednesday	6	Thursday	6	Friday	6
SUNDAY	7	Monday	7	Tuesday	7	Wednesday	7	Thursday	7	Friday	7	Saturday	7
Monday	8	Tuesday	8	Wednesday	8	Thursday	8	Friday	8	Saturday	8	SUNDAY	8
Tuesday	9	Wednesday	9	Thursday	9	Friday	9	Saturday	9	SUNDAY	9	Monday	9
Wednesday	10	Thursday	10	Friday	10	Saturday	10	SUNDAY	10	Monday	10	Tuesday	10
Thursday	11	Friday	11	Saturday	11	SUNDAY	11	Monday	11	Tuesday	11	Wednesday	11
Friday	12	Saturday	12	SUNDAY	12	Monday	12	Tuesday	12	Wednesday	12	Thursday	12
Saturday	13	SUNDAY	13	Monday	13	Tuesday	13	Wednesday	13	Thursday	13	Friday	13
SUNDAY	14	Monday	14	Tuesday	14	Wednesday	14	Thursday	14	Friday	14	Saturday	14
Monday	15	Tuesday	15	Wednesday	15	Thursday	15	Friday	15	Saturday	15	SUNDAY	15
Tuesday	16	Wednesday	16	Thursday	16	Friday	16	Saturday	16	SUNDAY	16	Monday	16
Wednesday	17	Thursday	17	Friday	17	Saturday	17	SUNDAY	17	Monday	17	Tuesday	17
Thursday	18	Friday	18	Saturday	18	SUNDAY	18	Monday	18	Tuesday	18	Wednesday	18
Friday	19	Saturday	19	SUNDAY	19	Monday	19	Tuesday	19	Wednesday	19	Thursday	19
Saturday	20	SUNDAY	20	Monday	20	Tuesday	20	Wednesday	20	Thursday	20	Friday	20
SUNDAY	21	Monday	21	Tuesday	21	Wednesday	21	Thursday	21	Friday	21	Saturday	21
Monday	22	Tuesday	22	Wednesday	22	Thursday	22	Friday	22	Saturday	22	SUNDAY	22
Tuesday	23	Wednesday	23	Thursday	23	Friday	23	Saturday	23	SUNDAY	23	Monday	23
Wednesday	24	Thursday	24	Friday	24	Saturday	24	SUNDAY	24	Monday	24	Tuesday	24
Thursday	25	Friday	25	Saturday	25	SUNDAY	25	Monday	25	Tuesday	25	Wednesday	25
Friday	26	Saturday	26	SUNDAY	26	Monday	26	Tuesday	26	Wednesday	26	Thursday	26
Saturday	27	SUNDAY	27	Monday	27	Tuesday	27	Wednesday	27	Thursday	27	Friday	27
SUNDAY	28	Monday	28	Tuesday	28	Wednesday	28	Thursday	28	Friday	28	Saturday	28
Monday	29	Tuesday	29	Wednesday	29	Thursday	29	Friday	29	Saturday	29	SUNDAY	29
Tuesday	30	Wednesday	30	Thursday	30	Friday	30	Saturday	30	SUNDAY	30	Monday	30
Wednesday	31	Thursday	31	Friday	31	Saturday	31	SUNDAY	31	Monday	31	Tuesday	31

NOTE—To ascertain any day of the week first look in the table for the year required and under the months are figures which refer to the corresponding figures at the head of the columns of days below. For example: To know on what day of the week July 4 was in the year 1895, in the table of years look for 1895, and in a parallel

line, under July, is figure 1, which directs to column 1, in which it will be seen that July 4 falls on Thursday.
*1752 same as 1772 from Jan. 1 to Sept. 2. From Sept. 14 to Dec. 31 same as 1780 (Sept. 3-13 were omitted).—This Calendar is from Whitaker's London Almanack, with some revisions.

CHART OF THE HEAVENS.



EXPLANATION—The chart of the heavens shows all the bright stars and groups visible in the United States, Canada, Mexico, Cuba and Hawaii. Stars of the third magnitude are sometimes shown in order to complete a figure.

If a bright uncharted body be seen near the "ecliptic" it must be a planet. To locate the planets or moon refer to the tables "Position of Planets" and "Moon's Place" in the almanac pages, find the proper signs on the chart on the "ecliptic circle" and an inspection of that part of the heavens, comparing with the chart, will serve to identify the planet and all the surrounding objects. Of course there must be somewhat of distortion south of the equator, but not sufficient to be confusing or to prevent the use of the pointer system. For instance, an extension of the west side of the square of Pegasus three times as far south will come close to Fomalhaut.

Because of the earth's motion from west to east (opposite to the direction of the arrow in the chart), the stars rise 4m. earlier each day or 30m. per week, or 2h. a month. The chart shows the position at 3 p. m. Then if the position for any other hour be desired, as for 7 p. m., count ahead one month, or back one month for 11 p. m., and so on for any hour of the night.

A circle described from the zenith on the "zenith circle" for the desired latitude with a radius of 90° (see graduated meridian) will show about what stars are above the horizon. Thus Capella is near the overhead (zenith) point on latitude 40° north Jan. 15, 9 p. m., as will be the Big Dipper at 3 a. m. Then from these stars all the surrounding visible groups can be identified. The "pointers" being 5° apart and always in sight, may be used as a convenient unit of measure; also when visible the Belt of Orion, 3°, or the sides of the square of Pegasus.

The observer is always supposed to stand under the overhead point and to face south and north alter-

nately, bearing in mind that to the right is west when facing south and east when looking north.

STORY OF OUR WORLD FAMILY FOR 1914.

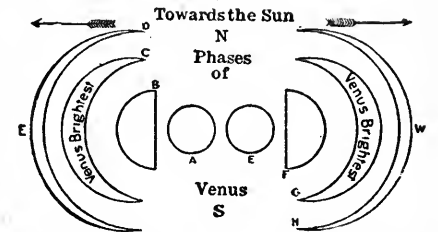
THE SUN—This great head and center of our celestial family, of something like 800 known members, will be affected with his greatest number of spots in 1914-1915. At intervals of about eleven years spots can always be seen on his face and weather conditions are correspondingly affected. These spots vary greatly in size from a diameter of 800 to 50,000 miles. The earth could be rolled into the largest and would be like a marble in a teacup. Some of these spots are holes in the bright photosphere which envelops the dark, solid interior of the sun. This is proven by their change in outline as they apparently move across his face. This class of spots proves that the sun revolves upon his axis in 25.35 days, or apparently, to us, in 27.25 days. There are other spots that do not uniformly change in outline with their change in apparent position. Such are believed to be dense floating cloud masses. The largest spots can easily be seen with the unaided eye protected by smoked or colored glass, which precaution should always be taken to prevent serious injury to the eye.

Twice this year he causes our dark shadow to nearly envelop the moon and twice he causes the moon's shadow to fall upon the earth, thus causing two solar and two lunar eclipses (see Eclipses). These eclipses prove and show the rotundity of the earth, those of the moon enabling us to see the round outline of the earth's shadow on the moon's bright face, and those of the sun by the difference in the rate of motion of the shadow of the moon on the earth, which motion is greatest when it strikes near our horizon.

MERCURY—Very few people have seen this coy planet to know if, yet he is easily seen and distinguishable from a star when one knows just when and where to seek him. He is that member of our planet group nearest the sun, so far as known. Some astronomers claim to have seen one nearer, and to it the name Vulcan has been given. Mercury is so close to the sun that his orbital motion is about double that of the earth, and being only about one-third as distant from the sun it follows he can only be seen during an eclipse of the sun, or for a brief time when he is at or near his greatest angular distance from the sun. As this distance is about 18° and as our morning twilight begins when the sun is 18° directly below the horizon and our evening twilight lasts until the sun is a like distance below the horizon, it follows that Mercury can be best seen at the beginning of the morning and end of the evening twilight when brightest (see "Planets, Brightest"), and always near that point of the horizon cut by the sun. At intervals of 7, 13, 33 and 46 years Mercury passes directly between the earth and sun, when he may be seen on the sun's face—a transit (see under "Eclipses"). These must occur in May or November. This year, Nov. 7, and the next in May, 1924, and again in 1927 (November), again in May, 1937, and November, 1940. The first wholly visible in this country will be in 1953 and 1960. The May transits take place at the descending node at intervals of 13 and 33 years, while those of November occur at the planet's ascending node at 7 and 13 year intervals, three of the latter to one of the former.

VENUS—The most beautiful of our world family and whose very appropriate sign, as the goddess of beauty, is a handed mirror, will be too near the sun for the first three months of the year to attract much attention (see under "Planets, Brightest"). In the course of one revolution about the sun in 225 days she presents to our vision all the phases of the moon and for the same reason, viz., our inability to see all of her illuminated hemisphere except when at her "full" or when she is at superior conjunction, setting at sunrise, being on the opposite side of the earth from the sun (see chart "Visibility of the Planets"). These phases are visible with slight optical aid such as a \$15 telescope, good opera or field glass, affording much satisfaction and such pleasure as Galileo experienced when he first saw them by the aid of his homemade telescope. These phases are shown in

the annexed cut, which explains why the concave side is always on the side away from the sun as in the case of our moon.



As seen in the morning west of sun.

As seen in the evening east of sun.

Explanation:

- A—Fifteen days before superior conjunction, or Jan. 27, 1914.
- B—At greatest elongation west—Feb. 6, 1915.
- C—When brightest as a morning star—from Dec. 25, 1914, to Jan. 3, 1915.
- D—Just after inferior conjunction, or Dec. 1-10, 1914.
- E—Fifteen days after superior conjunction—Feb. 25, 1914.
- F—At greatest elongation east—Sept. 18, 1914.
- G—When brightest as an evening star—Oct. 18-28, 1914.
- H—Just before inferior conjunction—Nov. 21-27, 1914.

VENUS' COURSE AMONG THE STARS, CONJUNCTIONS WITH THE MOON, STARS AND OTHER PLANETS.

April 1, in Aquarius and 20° south of the great square of the west side of the moon and midway between the Hyades and Pleiades, or seven stars.

April 27, 5° south of the moon and midway between the Hyades and Pleiades, or seven stars.

May 15, 2° north of Saturn in the most interesting part of the heavens with Aldebaran and the Pleiades below, the glorious Orion south and Auriga to the north (see Chart of the Heavens).

May 27, 3° south of moon in Gemini, forming nearly an equilateral triangle with Procyon to the southeast and Castor and Pollux to the north-east.

June 15, between Procyon and Castor.

June 26, 46' south of the moon in Cancer (the moon's mean apparent diameter is about 30', which will serve as a measure of short distances near the moon). When the distance apart in the conjunctions with the moon is 45' or less there is liable to be an occultation; or eclipse of the planet by the moon. The distance apart is given between centers and as seen from the earth's center.

July 13, in Leo 1° north of Regulus in the handle of the Sicke, Venus being the brighter.

July 26, 2° north of moon.

Aug. 5, 10' south of Mars nearly occulting him, making a most striking and beautiful sight when about midway between Regulus and Spica Virginis.

Aug. 24, 3° north of moon.

Aug. 31, 30' north of Spica Virginis.

Sept. 15-30, in square of Libra.

Sept. 18, at greatest elongation east of the sun, 46° 27'.

Sept. 23, 1° north of moon.

Oct. 21, 24' south of moon—an occultation, a comparison of the similar phases of the moon and Venus at this time will be interesting.

Nov. 6 to Dec. 16, retrogrades or moves backward past the stars or from east to west, after which she advances eastward the remainder of the year.

Nov. 18, 1° north of moon; Nov. 21, 2° 45' south of Mars.

Nov. 27, at inferior conjunction with the sun or between the earth and sun, and she will be invisible

for some days before and after this date, and when next visible will be on the other, west, side of the sun at a morning star.

Dec. 15, 7° north of moon and nearly at her brightest again at the close of the year, the bright star Beta Scorpil just south of her.

MARS—The god of war, the ruddy or red planet, will be a very conspicuous object the first part of the year, faint in October and November and invisible in December. His itinerary and aspects will be as follows:

Jan. 1, nearest to the earth or 62,000,000 miles distant, being in Gemini about 3° southwest of Pollux, forming a right angle with Castor. His apparent motion will be backward or from east to west until Feb. 12, and then from west to east.

Jan. 5, at opposition or 180° from the sun, rising at sunset and brightest.

Jan. 11, 34' south of moon and an occultation or eclipse of Mars by the moon.

Feb. 7, 1° 9' south of moon; March 6, 1° 49' south of moon; April 3, 2° south of moon.

April 10, 90° east of sun, passing the meridian at 6 eve—eastern quadrature.

April 21, 2° 34' north of Neptune while yet in Gemini in line with Castor and Pollux and 7° from the latter; May 2, 1° 36' south of moon.

May 30, 42° south of moon and an occultation.

June 23, less than 1° north of Regulus in the end of the handle of the Sickle.

June 27, 36' north of moon, an occultation; July 26, 2° north of moon; Aug. 24, 3¼° south.

Sept. 15, 2° 30' south of Spica Virglnis; Sept. 21 and Oct. 20, about 5° north of moon.

Nov. 18, 4° 36' north of moon; Nov. 20, 2° north of Beta Scorpil and 7° northwest of Antares.

Nov. 21, 2° 45' south of Venus; Nov. 22, 4° north of Antares.


ASTEROIDS OR PLANETOLDS—About 700 of these "pocket planets" have their orbits between those of Mars and Jupiter. They are believed to be fragments of a broken-up world or planet or planetary ring. The largest of these is less than 500 miles in diameter and most of them less than 100 and the smallest not over ten or fifteen. Only one, Vesta, is ever visible to the naked eye. Because of the smallness in size and density of these bodies a stone dropped from an elevation on one of them would only fall 8½ inches the first second, a bullet shot from one would never return and a stone thrown into space would continue on until under the controlling influence (power of gravitation) of some other body, as our sun or one of the major planets, it would eventually become a meteorite and upon entering the atmospheric envelope of such planet, as our earth, become so rapidly heated by the friction generated as to burst with a loud report, sending its brilliant fragments to earth as aerolites.

JUPITER—The giant planet and partial sun will be too near the sun early in the year for good seeing, being in conjunction with the sun Jan. 20. Inasmuch as his year is equal to thirty of ours he will traverse but one sign or 30° of the zodiac in one year. Throughout most of the year he will be in Capricornus. He will pass his opposition to the sun Aug. 11, rising at sunset and brightest. His conjunctions with the moon will be as follows: April 18, 1° 50' north; May 16, 1° 13' north; June 12, 28' north; an occultation, July 10, 17' north; Aug. 6 and Sept. 12, all occultations in southern latitude; Sept. 29 and Oct. 26, 1° north. Again he will be occulted by the moon Nov. 3 and Dec. 20.

SATURN—The ringed planet will be most conspicuous near the beginning and end of the year, being in conjunction with the sun June 19 and practically invisible for weeks before and after that date. He will be found in Taurus most of the time, only in September, October and November he strays a little over the line into Gemini, and in one of the most interesting parts of the heavens (see mention under Venus at the time of her conjunction with Saturn May 16). His conjunctions with the moon will be as follows: Jan. 9, Feb. 5, March 4 and April 1, in all of which he will be about 6' south of the moon; also Aug. 16, Sept. 13, Oct. 10, Nov. 7 and Dec. 4, in all of which he will be 5° south.

The wonderful ring system of Saturn may be seen to a better advantage in 1914-1915 than will

be the case until 1928-1929. These rings are inclined about 28° to the earth's orbit and about every fifteen years they are presented edgewise to us and are then invisible to the very best of telescopes for several days; again when their dark or unilluminated side is toward us they disappear for several months. (See the annexed illustration, which shows their appearance in 1907 and in 1914.) From this year on they will gradually grow dimmer until 1922, when they will disappear, being edgewise to us, and as they are only about fifty miles thick and 1,000,000,000 of miles distant no telescope can bring them out. There are at least three rings, the outermost having a diameter of 173,000 miles. The astronomer Herschel declared it his belief that the Almighty left mankind this inheritance of unfinished work of world making as a hint, throwing light upon his methods. For the belief was and still is that in time these rings will break up and become transformed into additional satellites or



SATURN AND HIS RINGS.

Upper figure shows him as seen in 1907 with comparative size of the earth to the left. Lower figure shows him as he will appear in June, 1914.

moons, of which Saturn has ten. Always moonlight nights there and their day only ten hours long and a year consists of 25,000 days.

URANUS—May be most certainly seen early in March. March 4 he will be 9° south of Jupiter in Capricornus. He will be brightest in August and can just be detected by the naked eye and a perfect knowledge of his position previously located on a good chart of the heavens, using the pointer system, picking out certain well known stars whose line of direction is toward him.

NEPTUNE—The most distant of our planet family known will be best seen in January and with telescopic aid only. He will, however be 2° 34' south of Mars April 21. (See mention under Mars.)

COMETS—Besides the previously named members there are about 500 known comets which belong to this family. These are divided into groups according to the particular planet under whose control they are. In this affiliation they are not constant, however, occasionally exchanging to another as influences are brought to bear upon them by the worlds near which they pass in their vast journeyings through space. We know of no important comet due this year, though new ones are liable to appear at any time, possibly visiting us for the first time.

All these, with our sun, earth and planets are together moving through space at the rate of 600 miles per minute toward a point in the heavens near the great sun Vega Lyra, which point is known as the "apex of the sun's way."

THE BRIGHTEST STARS.

NAME.	Constellation or group.	Magni- tude. (v.: va- riable).	Right ascension.		Declina- tion.		For upper meridian passage. M. time.	For rising, subtract For setting, add.†						
			Sideral time.		Deg. Min.			For lat. 30° N.	For lat. 40° N.	For lat. 50° N.				
			H.	M.	Deg.	Min.		H.	M.	H.	M.	H.	M.	
Alpheratz.....	Andromeda.....	2.1	0	4	+28	36	0	3	7	18	7	52	8	39
Caph.....	Cassiopeia.....	2.4	0	4	+58	40	0	4						
Algenib.....	Pegasus.....	2.8	0	9	+14	41	0	8	6	39	6	51	7	18
Alpha.....	Phoenix.....	3.0	0	21	-43	19	0	21	3	51	2	25*		*
Schedir.....	Cassiopeia.....	2.3	v	0	+56	30	0	35	9	56				
Diphda.....	Cetus (whale).....	2.2	0	39	-18	39	0	38	5	20	4	53	4	36
Gamma.....	Cassiopeia.....	2.3	0	51	+60	14	0	50						
Mirach.....	Andromeda.....	2.2	1	20	-59	49	1	4	7	37	8	29	9	48
Delta.....	2.4	1	20
Polaris.....	Ursa Minor.....	2.2	1	27	+88	50	1	24						
Achernar.....	Eridanus.....	0.4	1	34	-57	41	1	34	1	37	*	*	*	*
Sheratan.....	Aries (ram) T.....	2.8	1	50	+20	22	1	49	6	54	7	14	7	52
Almaach.....	Andromeda.....	2.2	1	58	+41	54	1	57	8	0	9	21		
Hamel.....	Aries T.....	2.1	2	2	+23	3	2	1	7	1	7	26	8	6
Mira.....	Cetus.....	2.1	v	2	-3	26	2	13	5	54	5	51	5	46
Menkar.....	Cetus.....	2.6	2	58	+3	44	2	56	6	12	6	13	6	20
Algol.....	Perseus.....	2.6	v	3	+40	37	3	0	8	0	9	10		
Marfak.....	Perseus.....	1.9	3	18	+49	33	3	18	8	52				
Alcyone.....	Taurus (bull) v.....	3.1	3	42	+23	50	3	41	7	3	7	29	8	13
Aldebaran.....	Taurus v.....	1.0	4	31	+16	20	4	29	6	39	6	58	7	26
Capella.....	Auriga.....	0.1	5	10	+45	55	5	9	8	28	10	14		
Orion.....	Orion.....	0.3	5	10	+5	10	5	9	5	45	5	31	5	27
El Nath.....	Taurus v.....	1.8	5	21	+28	32	5	19	7	17	7	52	8	43
Mintaka.....	Orion.....	2.3	5	27	-0	22	5	26	6	2	6	2	6	2
Al Nilam.....	Orion.....	1.8	5	32	-1	15	5	30	6	1	6	1	6	1
Phet.....	Colomba (dove).....	2.7	5	36	-34	8	5	35	4	30	3	37*	2	33*
Salph.....	Orion.....	2.3	5	43	-9	42	5	42	5	42	5	26	5	17
Betelgeuse.....	Orion.....	0.9	5	50	+7	24	5	49	6	22	6	26	6	42
Menkalina.....	Auriga.....	2.0	5	53	+44	56	5	51	8	22	9	53		*
Canopus.....	Argus.....	0.8	6	22	-52	39	6	21	2	46*	*	*	*	*
Alhena.....	Gemini (twins) x.....	2.0	6	33	+16	29	6	31	6	44	6	59	7	27
Sirius.....	Canis Major.....	-1.4	6	41	-16	36	6	40	5	25	5	1	4	45
Adhara.....	Canis Major.....	1.5	6	55	-28	51	6	54	4	51	4	7	3	20
Astora.....	Gemini x.....	1.9	7	29	+32	5	7	27	7	30	8	11	6	30
Procyon.....	Canis Minor.....	0.5	7	35	+5	27	7	33	6	17	6	19	6	39
Pollux.....	Gemini x.....	1.2	7	40	+28	15	7	33	7	33	7	50	8	42
Bellatrix.....	Cancer (crab) o.....	1.3	7	49	-9	28	8	10	6	27	6	33	6	50
Alphard.....	Hydra.....	2.1	9	23	-8	16	9	21	5	45	5	31	5	24
Regulus.....	Leo (lion) o.....	1.3	10	4	+12	25	10	1	6	34	6	44	7	4
Eta.....	Argus.....	1.6	v	10	-59	13	10	39	1	3*				
Dubhe.....	Ursa Major.....	2.0	10	58	+62	14	10	56						
Denebola.....	Leo o.....	2.2	11	44	+15	4	11	42	6	41	6	54	7	18
Acruz.....	Southern Cross.....	1.6	12	22	-62	36	12	19	1	0*	*	*	*	*
Beta.....	Corvus (crow).....	2.8	12	30	-22	54	12	27	5	9	4	35	4	13
Mizar.....	Ursa Major.....	2.4	13	20	+55	22	13	18						
Spica.....	Virgo (virgin) w.....	1.1	13	20	-10	42	13	18	5	40	5	23	5	13
Argem.....	Centaurus.....	0.7	13	57	-59	56	13	54	1	9*	*	*	*	*
Arcturus.....	Bootes.....	0.2	14	12	+19	39	14	9	6	42	7	12	7	45
Bengula.....	Centaurus.....	0.2	14	33	-60	28	14	30	0	52*	*	*	*	*
Alpha.....	Libra (scales) o.....	2.9	14	46	-15	40	14	43	5	27	5	4	4	47
Kochab.....	Ursa Minor.....	2.2	14	51	+74	31	14	48						
Alpha.....	Northern Crown.....	2.3	15	31	+27	1	15	28	7	13	7	44	8	34
Unuk.....	Serpent Bearer.....	2.7	15	40	+6	42	15	37	6	20	6	23	6	35
Beta.....	Scorpion m.....	2.9	16	0	-19	34	15	57	5	16	4	54	4	24
Antares.....	Scorpion m.....	1.2	16	24	-26	14	16	20	4	58	4	20	3	42
Rutilicus.....	Hercules.....	2.8	16	26	+21	41	16	23	6	58	7	20	7	57
Etamin.....	Dragon.....	2.5	17	54	+51	30	17	51	9	8				
Vega.....	Lyra.....	0.1	18	34	+33	42	18	30	7	52	8	54	10	52
Altair.....	Sagittarius f.....	2.1	18	50	-26	25	18	46	4	58	4	19	3	38*
Alpha.....	Eagle.....	0.9	19	46	+8	38	19	43	6	30	6	45	6	45
Alpha.....	Carriacou.....	3.7	20	13	-12	49	20	9	5	35	5	19	4	56
Deneb.....	Cygnus (swan).....	1.4	20	38	+44	58	20	35	8	22	9	56		
Alderamin.....	Cephus.....	2.6	21	16	+62	13	21	12						
Beta.....	Aquarius =.....	2.9	21	27	-5	58	21	23	5	41	5	43	5	35
Eni.....	Pegasus.....	2.4	21	40	+9	28	21	36	6	26	6	33	6	50
Alpha.....	The Crane.....	1.9	22	33	-47	24	21	58	3	26*	1	21*	*	*
Fomalhaut.....	Pisces Australls.....	1.3	22	53	-30	6	22	48	4	46	4	0	3	11
Markab.....	Pisces.....	2.5	23	0	+14	44	22	56	6	39	6	52	7	16
Iota.....	Pisces x.....	4.3	23	35	+15	9	23	31	6	16	6	17	6	28

†Explanation: By the absolute scale of magnitudes stars brighter than Aldebaran and Altair are indicated by fractional or negative quantities; thus Vega 0.2 and Sirius -1.4. As the magnitudes increase the brilliancy decreases, each increase of a unit being equal to a decrease of about two and one-half in brightness.

To ascertain when any star or constellation will be on the upper meridian add the number opposite in the column "For Meridian Passage" to the figures in the table on the following page "Sideral Noon," taking note whether such figures be "Morn." or "Eve." If "Morn." and the sum is more than 12h. the result will be Eve. of same day; if "Eve." and the sum is more than

12h. the result will be Morn. of the next day. Having found the time of meridian passage, for the rising subtract and for the setting add the numbers opposite the star in the column headed "For Rising and Setting" and observe the directions as to Morn. and Eve. given for the meridian passage. Those marked (.....) in the last columns are circumpolar. Stars having an asterisk (*) in the last column are only to be seen in the far south and then when near the meridian, as the vapors of the horizon will prevent seeing them when they rise or set. To tell how high up from the nearest pole of the horizon a star will be at its meridian passage subtract the star's declination from 90° and if the result is less than the latitude of the place

of the observer that star will neither rise nor set, but is circumpolar, and the difference between that result and the latitude shows the star's altitude above the north point of the horizon or below the southern horizon. Or (90°-Dec.)-lat.=alt. or elevation of the star above the nearest point of the horizon at meridian passage for stars of a southern declination. Examples:

Sidereal noon, Oct. 30, 9:28 p. m.
 Fomalhaut "In Merid." col., 22:48
 32:16
 Subtract, 24:00
 8:16 p. m. of the 31st,
 time of meridian
 passage.
 Fomalhaut ris. and set. col. add 4:00 for lat. 40° N.
 12:16 = 0:16 a. m. of
 Nov. 1, the time
 of setting.

Fomalhaut Dec., 30° S. 90°-30°=60°, -40°=20°, altitude of Fomalhaut in latitude 40° at its meridian passage. To measure celestial distances with the eye keep in mind that one-third of the distance from the zenith to the horizon is 30°. For smaller measurements use the belt of Orion, 3° long, or the sides of the Square of Pegasus; the "pointers" in the "big dipper," which are nearly 5° apart—a convenient celestial yardstick because always to be seen. In the case of a star whose dec. is such as to bring it nearer to the zenith than to a horizon at meridian passage, it will be more convenient to use its zenith distance as a means of locating it. The difference between the latitude and dec. is this zenith distance. If the dec. is greater than the latitude then such distance is to be counted northward, otherwise southward from the zenith.

SIDEREAL NOON OR MERIDIAN PASSAGE OF THE VERNAL EQUINOX.

(For use in connection with star table. See note under same.)

	Jan.	Feb.	March.	April.	May.	June	July.	Aug.	Sept.	Oct.	Nov.	Dec
	H. M.	H. M.	H. M.	H. M.	H. M.	H. M.	H. M.	H. M.	H. M.	H. M.	H. M.	H. M.
1.	5 19	3 17	1 27	11 25	9 27	7 25	5 27	3 26	1 24	11 22	9 20	7 20
2.	5 15	3 13	1 23	11 21	9 23	7 21	5 24	3 22	1 20	11 18	9 16	7 16
3.	5 11	3 9	1 19	11 17	9 19	7 18	5 20	3 18	1 16	11 14	9 12	7 14
4.	5 7	3 5	1 15	11 13	9 16	7 14	5 16	3 14	1 12	11 10	9 8	7 10
5.	5 3	3 2	1 11	11 10	9 12	7 10	5 12	3 10	1 8	11 6	9 4	7 7
6.	4 59	2 58	1 7	11 6	9 8	7 6	5 8	3 6	1 4	11 2	9 0	7 3
7.	4 56	2 54	1 4	11 2	9 4	7 2	5 4	3 2	1 0	10 58	8 56	6 6
8.	4 52	2 50	1 0	10 58	9 0	6 58	5 0	2 58	0 56	10 54	8 52	6 2
9.	4 48	2 46	0 56	10 54	8 56	6 54	4 56	2 54	0 52	10 50	8 48	6 0
10.	4 44	2 42	0 52	10 50	8 52	6 50	4 52	2 50	0 48	10 46	8 45	5 58
11.	4 40	2 38	0 48	10 46	8 48	6 46	4 48	2 46	0 44	10 42	8 41	5 56
12.	4 36	2 34	0 44	10 42	8 44	6 42	4 44	2 42	0 40	10 38	8 37	5 54
13.	4 32	2 30	0 40	10 38	8 40	6 38	4 40	2 38	0 37	10 35	8 33	5 52
14.	4 28	2 26	0 36	10 34	8 36	6 34	4 36	2 34	0 33	10 31	8 29	5 50
15.	4 24	2 22	0 32	10 30	8 32	6 30	4 32	2 31	0 29	10 29	8 25	5 47
16.	4 20	2 18	0 28	10 26	8 28	6 26	4 28	2 27	0 25	10 23	8 21	5 45
17.	4 16	2 14	0 24	10 22	8 24	6 23	4 25	2 23	0 21	10 19	8 17	5 43
18.	4 12	2 10	0 20	10 18	8 20	6 19	4 21	2 19	0 17	10 15	8 13	5 41
19.	4 8	2 6	0 16	10 14	8 17	6 15	4 17	2 15	0 13	10 11	8 9	5 39
20.	4 4	2 3	0 12	10 11	8 13	6 11	4 13	2 11	0 9	10 7	8 5	5 37
21.	4 0	1 59	0 9	10 7	8 9	6 7	4 9	2 7	0 5	10 3	8 1	5 35
22.	3 57	1 55	0 6	10 3	8 5	6 3	4 5	2 3	0 1	11 27	9 59	7 57
23.	3 53	1 51	0 1	10 59	8 1	5 59	4 1	1 59	11 53	9 55	7 53	7 53
24.	3 49	1 47	11 57	9 55	7 57	5 55	3 57	1 55	11 49	9 51	7 49	7 49
25.	3 45	1 43	11 53	9 51	7 53	5 51	3 53	1 51	11 45	9 47	7 46	7 46
26.	3 41	1 39	11 49	9 47	7 49	5 47	3 49	1 47	11 41	9 44	7 42	7 42
27.	3 37	1 35	11 45	9 43	7 45	5 43	3 45	1 43	11 38	9 40	7 38	7 38
28.	3 33	1 31	11 41	9 39	7 41	5 39	3 41	1 39	11 34	9 38	7 34	7 34
29.	3 29	1 27	11 37	9 35	7 37	5 35	3 37	1 35	11 30	9 32	7 30	7 30
30.	3 25	1 23	11 33	9 31	7 33	5 31	3 33	1 32	11 26	9 28	7 26	7 26
31.	3 21	1 19	11 29	9 27	7 29	5 27	3 30	1 28	11 22	9 24	7 22	7 22

NOTE—Black figures are p. m.; all others a. m.

THE SIGNS AND CONSTELLATIONS OF THE ZODIAC.

Until recently it was taken for granted that the present relationship between signs and constellations of the zodiac was generally understood, as all astronomical textbooks mention their disagreement and explain the cause. The numerous letters of inquiry concerning differences between the data in this almanac and certain others show the necessity for this note of explanation.

Thousands of years ago when the zodiac, that belt of the heavens about 16° in width within which move the moon and planets, was formed and divided into twelve parts or seasons called signs, each containing certain star groups called constellations, each was given the name of an object or animal which never did bear any relationship to the configuration of the stars in that group or division, but which did or is supposed to have reference to certain astronomical or other facts. Thus Libra, ♎, the scales or balance, comes at the autumnal equinox when there is an equilibrium or balance between the length of day and night of the world over. Aquarius, ♒, the water-bearer, and whose sign is the Egyptian sign for running water, comes at the season of greatest rains in Egypt, and so on.

Since the time when these divisions were made and named, owing to the precession of the equinoxes, resulting from the differing polar and equatorial diameters of the earth, the signs have moved back west, nearly a whole division or constellation and where ♄ was the first, ♃ now is. Hence, though the sun now enters the sign ♈ March 20, it is a month later when he enters the constellation ♈. It must be apparent, therefore, that any supposed influence or relationship which early astrologers attributed to the position of the sun, moon or planets when in certain of these divisions can no longer exist, as the sign now only represents that space or division of the zodiac where the controlling constellation was 2,000 or more years ago, but is not now. Nevertheless some almanacs still give the signs for the moon's place, which is very misleading to those who attempt to follow her in her course among the stars. Hence, this almanac gives the constellation, and discards the ancient picture of the disemboweled man as relics of the age of superstition. The sign is retained for sun's place in connection with the seasons and sun's path through the zodiac each month because of its relationship to the equinoxes and solstices.

EPHEMERIS OF THE PRINCIPAL PLANETS FOR 1914.

Central standard time.

DATE.	VENUS.			MARS.			JUPITER.			SATURN.		
	Right ascension.	North-ern states.	South-ern states.	Right ascension.	North-ern states.	South-ern states.	Right ascension.	North-ern states.	South-ern states.	Right ascension.	North-ern states.	South-ern states.
		Rises. Morn.	Rises. Morn.		Sets. Morn.	Sets. Morn.		Rises. Morn.	Rises. Morn.		Rises. Morn.	Rises. Morn.
Jan. 1	Hour XVIII $\frac{1}{4}$	6 50	6 27	Hour. VII $\frac{1}{4}$	8 12	7 47	Hour. XIX $\frac{3}{4}$Invisible.....Invisible.....Invisible.....Invisible.....Invisible.....
11	XIX	7 3	6 40	VII	7 10	6 43	XXInvisible.....Invisible.....Invisible.....Invisible.....Invisible.....
21	XIX $\frac{3}{4}$	7 17	6 56	VII $\frac{1}{4}$	6 24	5 45	XXInvisible.....Invisible.....Invisible.....Invisible.....Invisible.....
Feb. 1	XX $\frac{1}{4}$	Sets. Eves.	Sets. Eves.	VI $\frac{3}{4}$	5 30	5 1	XX $\frac{1}{4}$	6 49	6 30	IV $\frac{3}{4}$	3 9	2 50
11	XXI $\frac{1}{4}$	5 46	5 56	VI $\frac{1}{2}$	4 44	4 17	XX $\frac{1}{2}$	6 17	5 27	IV $\frac{1}{2}$	3 9	2 10
21	XXI $\frac{3}{4}$	5 46	5 56	VI $\frac{1}{4}$	4 8	3 39	XX $\frac{3}{4}$	5 49	5 2	IV $\frac{1}{4}$	1 21	1 32
Mch. 1	XXII	6 5	6 11	VI $\frac{3}{4}$	3 39	3 12	XX	5 19	5 2	IV	1 21	1 2
11	XXII $\frac{1}{4}$	6 30	6 32	VI $\frac{1}{4}$	3 8	2 42	XX $\frac{1}{4}$	4 50	4 30	IV $\frac{3}{4}$	0 43	0 24
21	XXIV $\frac{1}{2}$	6 53	6 51	VII	2 39	2 14	XXI	4 10	3 58	IV $\frac{1}{2}$	Eve.	Eve.
April 1	I $\frac{1}{2}$	7 18	7 11	VII $\frac{1}{4}$	2 10	1 45	XXI $\frac{1}{4}$	3 36	3 21	IV $\frac{3}{4}$	11 29	11 10
11	II $\frac{1}{4}$	7 43	7 31	VII $\frac{1}{2}$	1 45	1 21	XXI $\frac{1}{2}$	3 3	2 46	IV $\frac{1}{2}$	10 53	10 34
21	III	8 8	7 52	VII $\frac{3}{4}$	1 21	0 58	XXI $\frac{3}{4}$	2 27	2 12	V	10 19	9 59
May 1	III $\frac{1}{4}$	8 31	8 12	VIII $\frac{1}{4}$	1 3	0 36	XXI $\frac{1}{4}$	1 51	1 37	V	9 44	9 24
11	IV $\frac{1}{4}$	8 55	8 33	VIII $\frac{1}{2}$	0 31	0 11	XXI $\frac{1}{2}$	1 15	1 1	V $\frac{1}{4}$	9 10	8 50
21	V $\frac{1}{4}$	9 14	8 50	VIII $\frac{3}{4}$	Eve.	Eve.	XXI $\frac{3}{4}$	Eve.	Eve.	V $\frac{1}{2}$	8 38	8 17
June 1	VI $\frac{1}{4}$	9 29	9 5	IX $\frac{1}{4}$	11 42	11 25	XXI $\frac{1}{4}$	11 53	11 39	V $\frac{3}{4}$Invisible.....Invisible.....
11	VII $\frac{1}{4}$	9 38	9 15	IX $\frac{1}{2}$	11 19	11 2	XXI $\frac{1}{2}$	11 17	11 3	VInvisible.....Invisible.....
21	VII $\frac{3}{4}$	9 38	9 15	IX $\frac{3}{4}$	10 4	10 44	XXI $\frac{3}{4}$	10 37	10 23	V $\frac{1}{4}$Invisible.....Invisible.....
July 1	IX	9 38	9 21	X	10 26	10 16	XXII	9 58	9 44	V $\frac{3}{4}$	Rises	Rises
11	X	9 29	9 16	X	10 2	9 53	XXII $\frac{1}{4}$	9 18	9 2	V $\frac{1}{2}$	Morn.	Morn.
21	X $\frac{1}{4}$	9 19	9 9	XI	9 34	9 29	XXII $\frac{1}{2}$	8 35	8 20	V $\frac{1}{4}$	2 28	2 49
Aug. 1	XI $\frac{1}{4}$	9 2	8 58	XI $\frac{1}{2}$	9 6	9 3	XXII $\frac{3}{4}$Invisible.....Invisible.....	VI	1 51	2 11
11	XII	8 46	8 46	XII	8 41	8 40	XXII	Sets. VI	Sets. VI	VI	1 16	1 36
21	XII $\frac{1}{4}$	8 28	8 33	XII $\frac{1}{2}$	8 14	8 16	XXII $\frac{1}{2}$	Morn. VI	Morn. VI	VI	0 41	1 1
Sept. 1	XII $\frac{3}{4}$	8 6	8 18	XII $\frac{3}{4}$	7 47	7 51	XXII $\frac{3}{4}$	3 29	3 45	VI	Eve.	0 18
11	XIV	7 50	8 4	XIII	7 23	7 29	XXII	2 45	2 59	VI	11 25	Eve.
21	XIV $\frac{1}{4}$	7 34	7 52	XIII $\frac{1}{4}$	7 0	7 9	XXII $\frac{1}{4}$	1 59	2 16	VII	10 45	11 8
Oct. 1	XV $\frac{1}{4}$	7 15	7 37	XIV	6 37	6 48	XXII $\frac{1}{2}$	1 20	1 37	VII $\frac{1}{4}$	10 11	10 30
11	XV $\frac{1}{2}$	6 57	7 22	XIV $\frac{1}{2}$	6 15	6 28	XXII $\frac{1}{2}$	0 41	0 58	VII $\frac{1}{2}$	9 31	9 51
21	XV $\frac{3}{4}$	6 39	7 5	XIV $\frac{3}{4}$	5 55	6 10	XXII $\frac{3}{4}$	Eve. VI	Eve. VI	VII $\frac{3}{4}$	8 52	9 12
Nov. 1	XVI $\frac{1}{4}$	6 11	6 39	XV $\frac{1}{4}$	5 20	5 35	XXII	11 19	11 35	VIII	8 8	8 28
11	XVI $\frac{1}{2}$	6 34	6 3	XV $\frac{1}{2}$	5 16	5 35	XXII $\frac{1}{2}$	10 45	10 45	VIII	7 47	7 47
21	XVI $\frac{3}{4}$	Rises.	Rises.	XV $\frac{3}{4}$	5 1	5 22	XXII $\frac{3}{4}$	10 11	10 27	VIII	6 45	6 45
Dec. 1	XVII $\frac{1}{4}$	Morn.	Morn.	XVII	4 47	5 10	XXII	9 40	9 55	VIII	Sets.	Sets.
11	XV $\frac{1}{2}$	5 32	5 15	XVII $\frac{1}{2}$	4 38	5 2	XXII $\frac{1}{2}$	9 8	9 23	VIII	Morn.	Morn.
21	XVI	4 45	4 30	XVII $\frac{3}{4}$Invisible.....Invisible.....	XXII $\frac{3}{4}$	8 44	8 54	VIII	7 17	6 57

NOTE.—Inasmuch as the meridian passage of the major planets is an invisible event for one-half of the year, and that of Venus always so, we have substituted the right ascensions. This is of greater utility, inasmuch as by it, in connection with the chart of the heavens, the paths of these planets may be followed as they pass through the constellations or signs of the zodiac, as they may always be found near the ecliptic circle. On the chart the right ascension (corresponding to longitude on the earth) is marked in Roman characters around the margin and the hour spaces can readily be divided into the fractions given in the table. Then connect the point of right ascension (R. A.) indicated with the pole star by any straight edge, as the margin of an envelope, and where such line cuts the eclip-

tic circle will be the approximate location of the planet.

EXAMPLE.—The right ascension of Venus, as shown by the table, on May 11 is IV $\frac{3}{4}$, and that point in the right ascension circle connected with Polaris intersects the ecliptic circle just east of the Pleiades or seven stars, where Venus will be located at that time.

The time of rising and setting is expressed in mean or sun time. If the standard time is desired see table for converting the one into the other. But unless the observer has a water horizon and desires to know the exact time of the rising and setting the figures are quite near enough for purposes of identification.

DIFFERENCE IN TIME.

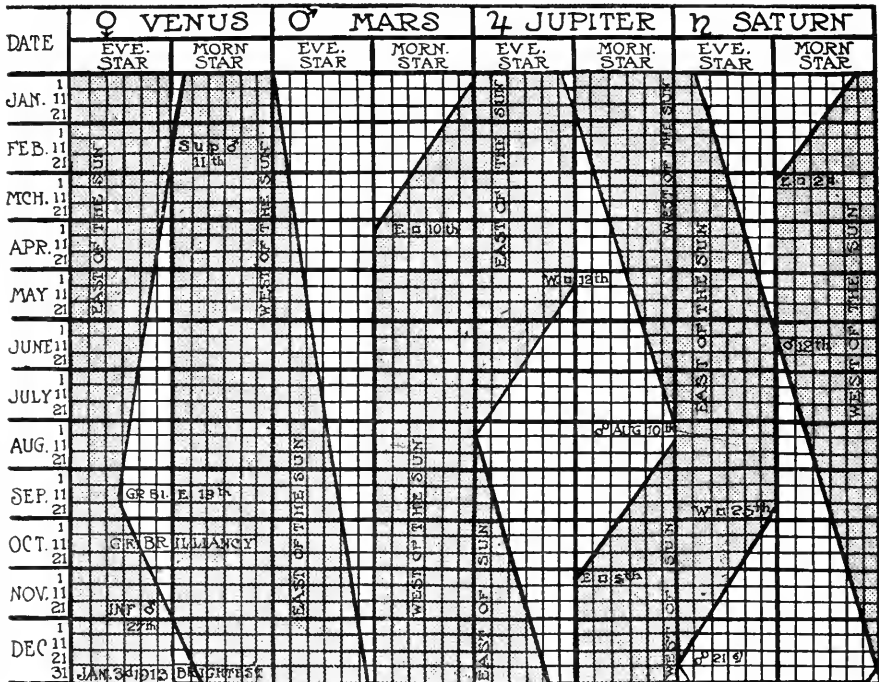
When it is 12 o'clock noon in New York, N. Y., or other places having eastern time, the corresponding time in the cities named below is:

Aden, Arabia.....	8:00 p. m., Monday
Amsterdam, Holland.....	5:20 p. m., Monday
Apia, Samoa.....	5:33 a. m., Tuesday
Berlin, Germany.....	5:53 p. m., Monday
Bern, Switzerland.....	5:29 p. m., Monday
Bombay, India.....	9:51 p. m., Monday
Bremen, Germany.....	5:33 p. m., Monday
Brussels, Belgium.....	5:17 p. m., Monday
Calcutta, India.....	10:53 p. m., Monday
Chicago, Ill.....	*11:00 a. m., Monday
Christiania, Norway.....	5:42 p. m., Monday
City of Mexico, Mexico.....	10:24 a. m., Monday
Colon, Panama.....	11:40 a. m., Monday
Constantinople, Turkey.....	6:56 p. m., Monday
Copenhagen, Denmark.....	5:40 p. m., Monday
Denver, Colorado.....	†10:00 a. m., Monday
Dublin, Ireland.....	4:34 p. m., Monday
Edinburgh, Scotland.....	4:47 p. m., Monday
Hamburg, Germany.....	5:10 p. m., Monday
Havans, Cuba.....	11:33 a. m., Monday
Havre, France.....	5:00 p. m., Monday
Hongkong, China.....	12:37 a. m., Tuesday
Honolulu, Hawaii.....	6:29 a. m., Monday

Lisbon, Portugal.....	5:00 p. m., Monday
Liverpool, England.....	4:48 p. m., Monday
London, England.....	5:00 p. m., Monday
Madrid, Spain.....	4:45 p. m., Monday
Manila, Philippines.....	1:03 a. m., Tuesday
Melbourne, Australia.....	2:39 a. m., Tuesday
Paris, France.....	5:09 p. m., Monday
Pekin, China.....	12:45 a. m., Tuesday
Pretoria, South Africa.....	6:55 p. m., Monday
Rome, Italy.....	5:49 p. m., Monday
Rio de Janeiro, Brazil.....	2:07 p. m., Monday
St. Petersburg, Russia.....	7:01 p. m., Monday
San Francisco, Cal.....	†9:00 a. m., Monday
San Juan, Porto Rico.....	12:35 p. m., Monday
Sitka, Alaska.....	7:58 a. m., Monday
Stockholm, Sweden.....	6:12 p. m., Monday
Sydney, New South Wales.....	3:04 a. m., Tuesday
The Hague, Holland.....	5:17 p. m., Monday
Tokyo, Japan.....	2:18 a. m., Tuesday
Valparaiso, Chile.....	12:13 p. m., Monday
Vienna, Austria.....	6:05 p. m., Monday
Yokohama, Japan.....	2:19 a. m., Tuesday

*Same in all places having central time. †In all places having mountain time. ‡In all places having Pacific time.

VISIBILITY OF THE PRINCIPAL PLANETS, 1914.



COPYRIGHT, 1909, BY BERLIN H WRIGHT LAKE WELLS, FLORIDA

EXPLANATORY NOTE—The figure shows at a glance when all of the major planets are brightest and whether east of the sun (evening star) or west of him and morning stars, at the time. It also shows the relative duration of visibility and brightness as to the superior planets, Mars, Jupiter and Saturn. With Venus, the light shaded portion simply is the approximate measure of duration and place of visibility and not of brilliancy, while of the others it (the light portion) shows both the duration and brilliancy. Thus Jupiter will be brightest the 10th of August and then will shine equally in the morning and evening; the last of December he will decrease almost to invisibility. Venus, being an inferior planet between the earth and sun, can never be seen opposite the sun, as in the case of the others on the chart, nor is she at her greatest

brilliance when farthest (in angular distance) from the sun, as shown.

From this it will be seen that the light portions represent the comparative angular distance of the planets from the sun. Then each of the twelve spaces will be one hour spaces of 15° each, when the day and night are equal, and more when the night is more than twelve hours' duration.

Of course the chart can only show an approximation as to the boundaries of the light portion. It will, however, prove a valuable aid to the average person who is not an astronomer in understanding the movements of the planets and definitely settling the question of what constitutes evening and morning stars. In this connection see "Planets, Brightest," "Evening and Morning Stars" and the table of "Rising, Setting and Meridian Passage of the Planets."

PLANETS BRIGHTEST OR BEST SEEN, INVISIBLE, EVENING AND MORNING STARS, ETC.

Mercury will be brightest as an evening star Feb. 15-20 and Oct. 18-22, setting about 1 hour and 15 minutes after the sun; also April 5-10 and Nov. 17-27 as a morning star, rising about 1 hour and 15 minutes before the sun. Invisible at all other times. Venus will be brightest as an evening star Oct. 20-26 and again as a morning star Dec. 27 to Jan. 3, 20-26. Mars will be an all night star and brightest in January and invisible in December. Jupiter will be invisible in January and brightest the latter part of July and first part of August. Saturn will be very bright and almost an all night star at the

beginning of the year and invisible in the month of June. Venus will be a morning star until Feb. 11 and after Nov. 27 and an evening star the balance of the year. Mars will be an evening star as long as visible, or until December. Jupiter will be a morning star from Jan. 20 to May 12 and an evening star the remainder of the year. Saturn will be a morning star from June 13 to Sept. 25 and an evening star the remainder of the year.


In this almanac a planet is called a morning star when rising after midnight and an evening star when it rises before midnight.

NUMBER OF THE STARS.

According to the best astronomers the number of stars that can be seen by a person of average eyesight is only about 7,000. The number visible

through the telescope has been estimated by J. E. Gore at 70,000,000 and by Profs. Newcomb and Young at 100,000,000.

CHART SHOWING LIGHT AND DARK MOON FOR 1914.



EXPLANATION—The small spaces represent 3 hours of time, or 6 hours in the morning and 6 hours in the evening, and the middle division the midnight line. The light portions show approximately the number of hours of moonlight or the reverse in each night of the year. Thus in April the moon will set at midnight on the 1st, at 3 a. m. on the 5th and at 6 a. m. on the 10th, shining all night, and will rise at 3 a. m. on the 20th, when the last three hours of the night will be daylight, and there will be no moonlight from the 24th to the 26th and at the last of the month there will be moonlight for the first half of the night.

FACTS ABOUT THE SUN AND PLANETS.

Name.	Diameter, Miles.	Distance from sun. Miles.	Period or rev. Days.
Sun	866,400	
Mercury	3,030	36,000,000	88
Venus	7,700	67,200,000	225
Earth	7,918	92,900,000	365
Mars	4,230	141,500,000	687
Jupiter	86,500	483,300,000	4,333
Saturn	73,000	886,000,000	10,759
Uranus	31,900	1,781,900,000	30,687
Neptune	34,800	2,791,600,000	60,181

The sun's surface is 12,000 and its volume 1,300,000 times that of the earth, but the mass is only 332,000 times as great and its density about one-quarter that of the earth. The force of gravity at the surface of the sun is twenty-seven times greater than that at the surface of the earth. The sun rotates on its axis once in 25.3 days at the equator, but the time is longer in the higher latitudes, from which fact it is presumed that the sun is not solid, at least as to its surface.

THE EARTH AND THE MOON.

Earth—The equatorial diameter of the earth is 7,926.5 miles and the polar diameter 7,899.5 miles; equatorial circumference, 25,000. The linear velocity of the rotation of the earth on its axis at the equator is 24,840 miles a day, or 1,440 feet a sec-

ond; its velocity in its orbit around the sun is approximately nineteen miles per second, the length of the orbit being about 560,000,000 miles. The superficial area of the earth, according to Encke, the astronomer, is 197,108,580 square miles, of which two-thirds is water and one-third land. The planetary mass is about 256,000,000 cubic miles.

Moon—The moon has a diameter of 2,162 miles, a circumference of about 6,800 miles and a surface area of 14,685,000 square miles. Her mean distance from the earth is 238,840 miles. The volume of the moon is about 1-49th that of the earth and the density about 3% that of water. The time from new moon to new moon is 29 days 12 hours 44.05 minutes. The moon has no atmosphere and no water and is a dead world.

Light travels at the rate of 186,300 miles per second. It requires 8 minutes and 8 seconds for light to come from the sun to the earth.

ROMAN AND GREEK GODS AND GODDESSES.

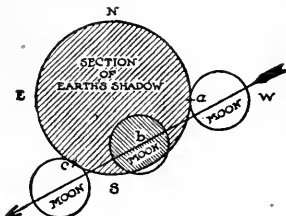
Roman.	Greek.	Divinity of.
Apollo	Apollon	The sun.
Aurora	Eos	The dawn.
Eolus	Eolus	The winds.
Bacchus	Dionysus	Wine.
Pellona	Enyo	War.
Ceres	Demeter	Harvest.
Cupid	Eros	Love.
Cybele	Rhea	Nature.
Diana	Artemis	The chase.
Juno	Hera	Heaven.
Jupiter	Zeus	Heaven.
Mars	Ares	War.
Mercury	Hermes	Commerce.
Minerva	Athena	Wisdom.
Neptune	Poseidon	Sea.
Pluto	Hades	Lower world.
Saturn	Kronos	Agriculture.
Venus	Aphrodite	Love.
Vesta	Hestia	Purity.
Vulcan	Hephestus	Fire.

ECLIPSES FOR THE YEAR 1914.

There will be four eclipses this year, two of the sun and two of the moon, and a transit of Mercury, as follows:

I. Annular of the sun Feb. 24, invisible in North America; visible in the southern Pacific ocean, antarctic region and extreme southern end of South America.

II. Partial of the moon on the evening of March 11 and morning of the 12th. The size of the eclipse will be about 11 digits, as shown in the annexed figure when at (b) or the middle. The first contact of the limbs of the shadow and the moon will



Lunar eclipse of March 11.

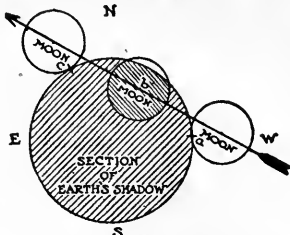
take place at (a) on the eastern limb of the moon, from which point she will pass in the direction of the arrow through the great black shadow of the earth, whose presence and boundary is only made visible by the immersion of the full moon's bright face therein—one of the visible proofs of the roundness of the earth, as only a round body can cast a round shadow. The following is the standard time of the different phases:

	Inter-Col. H.M.	Eastern. H.M.	Central. H.M.	Mountain. H.M.	Pacific. H.M.
Begins at (a).....	10:42 p. m.	9:42 p. m.	8:42 p. m.	7:42 p. m.	6:42 p. m.
Middle at (b).....	0:13 a. m.	11:13 p. m.	10:13 p. m.	9:13 p. m.	8:13 p. m.
Ends at (c).....	1:44 a. m.	0:44 a. m.	11:44 p. m.	10:44 p. m.	9:44 p. m.

III. Total of the sun Aug. 21, visible as a small partial eclipse on the sun's northern limb in north-eastern North America. Throughout the great lakes region the sun will rise with the eclipse on. A line from Newport, R. I., through New York city to Washington, D. C., thence westerly to Louis-

ville, thence northerly to Indianapolis, Des Moines, Fargo and Winnipeg roughly marks the southern and western boundary of the area of visibility and west and south of this line no part of the eclipse will be visible.

IV. Partial of the moon Sept. 4. The beginning only will be visible in the United States and that only on the Pacific coast, as far east as Colorado and New Mexico, where the moon will be setting as the eclipse begins and to the west of which the moon will set more or less eclipsed on her southern limb, as shown in the annexed cut. The Pa-



Lunar eclipse of Sept. 4.

cific standard time of the visible phases is: Beginning at (a) 4:16 a. m., middle at (b) 5:55 a. m. It will be seen by the cuts that at the time of the eclipse the moon will be moving southward, being at her descending node, while in this one she will be at her ascending node and moving northward.

V. A transit of the planet Mercury across the disk of the sun Nov. 7. The sun will rise with

the planet on its face. This event can only be seen with the aid of a small telescope, opera or field glass, and smoked or stained glass should always be used between the eye and instrument, as otherwise the eye will suffer seriously from the concentrated rays of the sun.

CHURCH CALENDAR FOR 1914.

Jan. 1—New Year's day (circum.).	April 19—Low Sunday.	Sept. 14—Exaltation Holy Cross.
Jan. 6—Epiphany—12th day.	April 23—St. George.	Sept. 16, 18, 19—Ember days.
Jan. 25—St. Paul.	April 25—St. Mark.	Sept. 21—St. Matthew.
Feb. 2—Purification B. V. M.	May 1—Philip and James.	Sept. 29—Michaelmas.
Feb. 8—Septuagesima Sunday.	May 17—Rogation Sunday.	Oct. 18—St. Luke.
Feb. 14—St. Valentine's day.	May 21—Ascension (Holy Thurs- day).	Oct. 28—Sts. Simon and Jude.
Feb. 15—Sexagesima Sunday.	May 31—Pentecost (Whitsunday).	Oct. 31—Halloween.
Feb. 22—Quinquagesima Sunday.	June 3, 5, 6—Ember days.	Nov. 1—All Saints' day.
Feb. 24—St. Matthias.	June 7—Trinity Sunday.	Nov. 2—All Souls' day.
Feb. 25—Ash Wednesday (Lent be- gins).	June 11—St. Barnabas.	Nov. 26—Thanksgiving.
March 1—Quadragesima Sunday.	June 11—Corpus Christi.	Nov. 29—First Sunday in Advent.
March 4, 6, 7—Ember days.	June 24—Nativity John the Baptist.	Nov. 30—St. Andrew.
March 22—Mid-Lent Sunday.	June 29—St. Peter.	Dec. 16, 18, 19—Ember days.
March 25—Annunciation.	July 22—Mary Magdalen.	Dec. 21—St. Thomas.
April 5—Palm Sunday.	July 25—St. James.	Dec. 25—Christmas.
April 10—Good Friday.	Aug. 6—Transfiguration.	Dec. 26—St. Stephen.
April 12—Easter Sunday.	Aug. 24—St. Bartholomew.	Dec. 27—St. John the Evangelist.

LOSS OF THE LINER TITANIC.

Date—April 15, 1912.	Lives lost—1,517.
Place—Atlantic ocean, lat. 41:16 north, long. 50:14 west.	Persons saved—706.
Persons aboard—2,223.	Cause of disaster—Collision with iceberg.

EMBER DAYS.

Wednesday, Friday and Saturday } after	1st Sunday in Lent.....	March 4, 6 and 7
	Pentecost.....	June 3, 5 and 6
	September 14.....	September 16, 18 and 19
	December 13.....	December 16, 18 and 19

TIME AND STANDARDS OF TIME.

Various kinds of time are in use in this country: 1. Astronomical Time or Mean Solar Time—This is reckoned from noon through the twenty-four hours of the day and is used mainly by astronomical observatories and in official astronomical publications. It is the legal time of the dominion of Canada, though "standard" and "mean" time are in general use there as in this country.

2. Mean Local Time—This is the kind that was in almost universal use prior to the introduction of standard time. This time was based upon the time when the mean sun* crosses the meridian and the day begins at midnight. When divided into civil divisions—years, months, weeks, days, etc.—it is sometimes called civil time.

3. Standard Time—For the convenience of the railroads and business in general a standard of time was established by mutual agreement in 1883 and by this calculation trains are now run and local time is regulated. By this system the United States, extending from 65° to 125° west longitude, is divided into four time sections, each of 15° of longitude, exactly equivalent to one hour (7½ or 30m. on each side of a meridian), commencing with the 75th meridian. The first or eastern section includes all territory between the Atlantic coast and an irregular line drawn from Buffalo to Charleston, S. C., the latter city being its southernmost point.

The second or central section includes all the territory between this eastern line and another irregular line extending from Bismarck, N. D., to the mouth of the Rio Grande. The third or mountain section includes all the territory between the last named line and nearly the western borders of Idaho, Nevada and Arizona. The fourth or Pacific section includes all the territory of the United States between the boundary of the mountain section and the Pacific coast. Inside of each of these sections standard time is uniform and the time of each section differs from that next to it by exactly one hour, as shown on the map.

*Owing to the eccentricity of the earth's orbit and the inclination of the equator to the ecliptic, the apparent motion of the sun is retarded or accelerated according to the earth's place in its orbit. Hence, to take the actual sun as a guide would necessitate years, days and their subdivisions of unequal length. Therefore an imaginary or "mean sun" was invented. The difference between apparent and mean time is called the "equation of time" and may amount to a quarter of an hour in twenty-four hours. It is the difference between the figures in "Sun at noon mark" column in calendar and twelve hours. The figures on a correct sun dial give the apparent time.

STANDARDS OF TIME.

The following is the table of times, based upon the meridians used by the United States and Canada:

NAME OF TIME.	Degrees.	Central meridian from Greenwich.	Nearest place.
Intercolonial or Atlantic.....	60	4 hours west.....	About 3½ degrees east of Halifax, N.S.
Eastern.....	75	5 hours west.....	Between New York and Philadelphia
Central.....	90	6 hours west.....	St. Louis and New Orleans.
Mountain.....	105	7 hours west.....	Denver, Col.
Pacific.....	120	8 hours west.....	½ degree east of Sacramento, Cal.
Sitka.....	135	9 hours west.....	¼ degree east of Sitka, Alaska.
Tahiti.....	150	10 hours west.....	½ degree west of the island of Tahiti
Hawaiian.....	157½	10 hrs. 31 min. west.	Near center of Molokai.

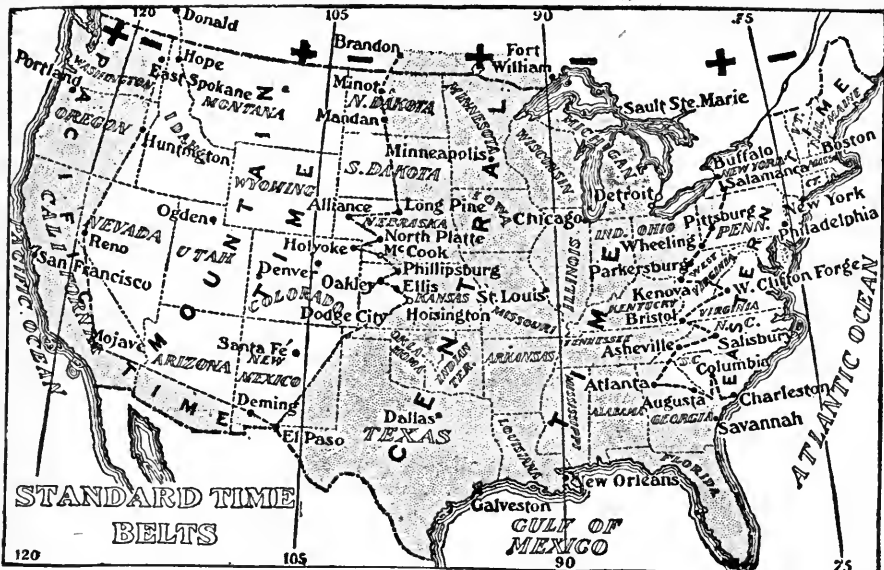
It is obvious that to express the time of rising and setting of the sun and moon in standard time would limit the usefulness of such data to the single point or place for which it was computed, while in mean time it is practically correct for places as widely separated as the width of the

continent (see note at bottom of February calendar), and persons having obtained the mean time by the rising or setting of the sun or moon may easily ascertain the correct standard time of any event by making use of the following table and map:

STANDARD TIME TABLE.

To obtain standard time, add or subtract the figures given to local time.

City.	Standard Correction, Min.	City.	Standard Correction, Min.	City.	Standard Correction, Min.
Albany, N. Y.—Eastern.....	Sub. 5	Harrisburg, Pa.—Eastern.....	Add 7	Pensacola, Fla.—Central.....	Sub. 11
Austin, Texas—Central.....	Add 31	Houston, Tex.—Central.....	Add 21	Philadelphia, Pa.—Eastern.....	Add 1
Baltimore, Md.—Eastern.....	Add 6	Indianapolis, Ind.—Central.....	Sub. 12	Pittsburgh, Pa.—Eastern.....	Add 20
Baton Rouge, La.—Cent.....	Add 4	Jackson, Miss.—Central.....	Add 1	Portland, Me.—Eastern.....	Sub. 19
Bismarck, N. D.—Cent.....	Add 43	Jacksonville, Fla.—Cent.....	Sub. 33	Providence, R. I.—Eastern.....	Sub. 14
Boston, Mass.—Eastern.....	Sub. 16	Janesville, Wis.—Cent.....	Sub. 4	Raleigh, N. C.—Eastern.....	Add 5
Buffalo, N. Y.—Eastern.....	Add 16	Jefferson City, Mo.—Cent.....	Add 9	Richmond, Va.—Eastern.....	Add 10
Burlington, Iowa—Cent.....	Add 5	Kansas City, Mo.—Cent.....	Add 19	Rochester, N. Y.—Eastern.....	Add 11
Cairo, Ill.—Central.....	Sub. 3	Keokuk, Iowa—Central.....	Add 6	Rock Island, Ill.—Cent.....	Add 3
Charleston, S. C.—East.....	Add 20	Knoxville, Tenn.—Cent.....	Sub. 21	S. Francisco, Cal.—Pac.....	Add 10
Chicago, Ill.—Central.....	Sub. 10	LaCrosse, Wis.—Central.....	Add 5	Santa Fe, N.M.—Mountain.....	Add 4
Cincinnati, O.—Central.....	Sub. 22	Lawrence, Kas.—Central.....	Add 21	Savannah, Ga.—Central.....	Sub. 36
Cleveland, O.—Central.....	Sub. 33	Lexington, Ky.—Central.....	Sub. 23	Shreveport, La.—Central.....	Add 15
Columbia, S. C.—Eastern.....	Add 24	Little Rock, Ark.—Cent.....	Add 9	Springfield, Ill.—Central.....	Sub. 2
Columbus, O.—Central.....	Sub. 28	Louisville, Ky.—Central.....	Sub. 18	St. Joseph, Mo.—Cent.....	Add 19
Dayton, O.—Central.....	Sub. 23	Lynchburg, Va.—Eastern.....	Add 17	St. Louis, Mo.—Central.....	Add 1
Denver, Col.—Mountain.....	Add 0	Memphis, Tenn.—Cent.....	Sub. 0	St. Paul, Minn.—Cent.....	Add 12
Des Moines, Ia.—Central.....	Add 14	Milwaukee, Wis.—Cent.....	Sub. 8	Superior City, Wis.—Cent.....	Add 8
Detroit, Mich.—Central.....	Sub. 28	Mobile, Ala.—Central.....	Sub. 8	Syracuse, N. Y.—East.....	Add 5
Dubuque, Iowa—Central.....	Add 3	Montgomery, Ala.—Cent.....	Sub. 15	Toledo, O.—Central.....	Sub. 26
Duluth, Minn.—Central.....	Add 9	Nashville, Tenn.—Cent.....	Sub. 13	Trenton, N. J.—Eastern.....	Sub. 1
Erie, Pa.—Central.....	Sub. 39	N. Haven, Conn.—East.....	Sub. 8	Utica, N. Y.—Eastern.....	Add 1
Evansville, Ind.—Central.....	Sub. 10	New Orleans, La.—Cent.....	Add 0	Washington, D. C.—East.....	Add 5
Fl. Gibson, Ch. N.—Cent.....	Add 21	New York, N. Y.—East.....	Sub. 4	Wheeling, W. Va.—East.....	Add 23
Fort Smith, Ark.—Cent.....	Add 19	Norfolk, Va.—Eastern.....	Add 5	Wilmington, Del.—East.....	Add 2
Fort Wayne, Ind.—Cent.....	Sub. 20	Ogdensburg, N. Y.—East.....	Add 2	Wilmington, N. C.—East.....	Add 13
Galena, Ill.—Central.....	Add 2	Omaha, Neb.—Central.....	Add 24	Yankton, S. D.—Central.....	Add 29
Galveston, Tex.—Central.....	Add 19				
Gr. Haven, Mich.—Cent.....	Sub. 13				



All the calculations in this Almanac and Year-Book are based upon mean or clock time unless otherwise stated. The sun's rising and setting are for the upper limb, corrected for parallax and refraction. In the case of the moon no correction is needed, as in the sun, for "parallax and refraction"; with her they are of an opposite nature and just balance each other. The figures given, therefore, are for the moon's center on a true horizon such as the ocean affords.

The calculations in each of the geographical divisions of each calendar page will apply with sufficient accuracy to all places in the contiguous

North American zones indicated by the headings of the divisions.

The heavy dotted lines show the arbitrary (standard) divisions of time in the United States. The plus and minus marks on either side of the meridian lines show whether it is necessary to add to or subtract from the mean time of points east or west of these lines to arrive at actual standard time. Example: Chicago is $2\frac{1}{2}^{\circ}$ east of the 90th meridian; therefore Chicago local time = $2\frac{1}{2} + 4 = 10$ to be subtracted from mean time to = standard time, and for Boston standard (eastern) time, 16m. must be subtracted from mean time.

FOREIGN STANDARDS OF TIME.

	Central meridian.	Fast or slow on Greenwich.		Central meridian.	Fast or slow on Greenwich.
	Degrees.	H.M.S.		Degrees.	H. M.
Japan.....	135 east	9 00 00 fast	West Australia.....	120 east	8 00 fast
Spain*.....	0	0 00 00	South Australia.....	142½ east	9 30 fast
Argentina.....	64 west	3 51 38.8 slow	New Zealand.....	172½ east	11 30 fast
Ecuador.....	81 west	5 24 15 slow	Victoria.....	} 150 east	10 00 fast
Natal.....	30 east	2 00 00 fast	New South Wales.....		
Cape Colony.....	22½ east	1 30 00 fast	Queensland.....		
Mid-Europe.....	15 east	1 00 00 fast	Tasmania.....		
Egypt.....	30 east	2 00 00 fast	Eastern Europe.....	30 east	2 00 fast

*In Spain the hours are counted from 0 to 21, avoiding the use of a. m. and p. m.

CALENDAR FOR 1915.

	S	M	T	W	T	F	S		S	M	T	W	T	F	S		S	M	T	W	T	F	S							
JAN...							1 2	APRIL							1 2 3	JULY							1 2 3	OCT.....						1 2
3 4 5 6 7 8 9							10 11 12 13 14 15 16	4 5 6 7 8 9 10							11 12 13 14 15 16 17	4 5 6 7 8 9 10 11							12 13 14 15 16 17 18	3 4 5 6 7 8 9					10 11 12 13 14 15 16	
17 18 19 20 21 22 23							24 25 26 27 28 29 30	11 12 13 14 15 16 17 18 19 20 21 22 23 24							25 26 27 28 29 30 31	12 13 14 15 16 17 18 19 20 21 22 23 24							17 18 19 20 21 22 23 24	7 8 9 10 11 12 13 14					14 15 16 17 18 19 20	
24 25 26 27 28 29 30							31	25 26 27 28 29 30							1	15 16 17 18 19 20 21 22 23 24							24 25 26 27 28 29 30	21 22 23 24 25 26 27	14 15 16 17 18 19 20					17 18 19 20 21 22 23 24
31														2	25 26 27 28 29 30 31	16 17 18 19 20 21 22 23 24 25 26 27 28						31	28 29 30 31	21 22 23 24 25 26 27	7 8 9 10 11 12 13 14					14 15 16 17 18 19 20
FEB...		1 2 3 4 5 6						MAY...						1	1 2 3 4 5 6 7	AUG...							1 2 3 4	NOV....						5 6 7
7 8 9 10 11 12 13								2 3 4 5 6 7 8						2	8 9 10 11 12 13 14 15	8 9 10 11 12 13 14 15						5 6 7 8 9 10 11	7 8 9 10 11 12 13 14					14 15 16 17 18 19 20		
14 15 16 17 18 19 20								9 10 11 12 13 14 15						3	16 17 18 19 20 21 22	15 16 17 18 19 20 21 22						12 13 14 15 16 17 18	14 15 16 17 18 19 20					17 18 19 20 21 22 23 24		
21 22 23 24 25 26 27								16 17 18 19 20 21 22						4	23 24 25 26 27 28 29	22 23 24 25 26 27 28						19 20 21 22 23 24 25	21 22 23 24 25 26 27					23 24 25 26 27		
28 29								23 24 25 26 27 28 29						5	30 31	29 30 31							28 29 30 31	28 29 30 31					25 26 27 28 29 30	
MAR...		1 2 3 4 5 6						JUNE...						1	1 2 3 4 5	1 2 3 4 5 6 7							1 2 3 4	DEC....						8 9 10 11
7 8 9 10 11 12 13								6 7 8 9 10 11 12						2	6 7 8 9 10 11 12	8 9 10 11 12 13 14 15							5 6 7 8 9 10 11	12 13 14 15 16 17 18					11 12 13 14 15 16 17 18	
14 15 16 17 18 19 20								13 14 15 16 17 18 19						3	13 14 15 16 17 18 19	12 13 14 15 16 17 18 19							12 13 14 15 16 17 18	13 14 15 16 17 18 19					14 15 16 17 18 19	
21 22 23 24 25 26 27								20 21 22 23 24 25 26						4	20 21 22 23 24 25 26	20 21 22 23 24 25 26 27 28							19 20 21 22 23 24 25	20 21 22 23 24 25					16 17 18 19 20 21 22 23 24 25	
28 29 30 31								27 28 29 30						5	27 28 29 30	26 27 28 29 30 31							26 27 28 29 30 31	26 27 28 29 30 31					22 23 24 25 26 27 28 29 30 31	

EASTER SUNDAY DATES.

1850.....	March 31	1884.....	April 13	1918.....	March 31	1935.....	April 21
1851.....	April 20	1885.....	April 5	1919.....	April 20	1936.....	April 12
1852.....	April 11	1886.....	April 25	1920.....	April 4	1937.....	March 28
1853.....	March 27	1887.....	April 10	1921.....	March 27	1938.....	April 17
1854.....	April 16	1888.....	April 21	1922.....	April 16	1939.....	April 9
1855.....	April 8	1889.....	April 21	1923.....	April 16	1940.....	March 24
1856.....	March 23	1890.....	April 6	1924.....	April 1	1941.....	April 13
1857.....	April 12	1891.....	March 29	1925.....	April 20	1942.....	April 5
1858.....	April 4	1892.....	April 17	1926.....	April 12	1943.....	April 25
1859.....	April 24	1893.....	April 2	1927.....	April 17	1944.....	April 9
1860.....	April 8	1894.....	March 25	1928.....	April 8	1945.....	April 1
1861.....	March 31	1895.....	April 14	1929.....	March 31	1946.....	April 21
1862.....	April 20	1896.....	April 5	1930.....	April 20	1947.....	April 6
1863.....	April 5	1897.....	April 18	1931.....	April 5	1948.....	March 28
1864.....	March 27	1898.....	April 10	1932.....	March 27	1949.....	April 17
1865.....	April 16	1899.....	April 2	1933.....	April 16	1950.....	April 9
1866.....	April 1	1900.....	April 15	1934.....	April 1		
1867.....	April 21	1901.....	April 7				
1868.....	April 12	1902.....	March 30				
1869.....	March 28	1903.....	April 12				
1870.....	April 17	1904.....	April 3				
1871.....	April 9	1905.....	April 23				
1872.....	March 31	1906.....	April 15				
1873.....	April 13	1907.....	March 31				
1874.....	April 5	1908.....	April 19				
1875.....	March 28	1909.....	April 11				
1876.....	April 16	1910.....	March 27				
1877.....	April 1	1911.....	April 16				
1878.....	April 21	1912.....	April 7				
1879.....	April 13	1913.....	March 23				
1880.....	March 28	1914.....	April 12				
1881.....	April 17	1915.....	April 4				
1882.....	April 9	1916.....	April 23				
1883.....	March 25	1917.....	April 8				

The earliest date on which Easter Sunday has fallen within a century was March 22, 1818. As will be seen from the above table it fell on March 23 in 1856 and 1913. The time of the celebration of the principal church days which depend upon Easter is as follows:

Days.....	Before Easter.
Septuagesima Sunday.....	9 weeks
First Sunday in Lent.....	6 weeks
Ash Wednesday (beginning of Lent).....	46 days
Palms Sunday.....	8 days
	After Easter.
Rogation Sunday.....	5 weeks
Ascension Day (Holy Thursday).....	40 days
Pentecost (Whitsunday).....	7 weeks
Trinity Sunday.....	8 weeks

STATE NICKNAMES AND STATE FLOWERS.

State.	Nickname.	Flower.	State.	Nickname	Flower.
Alabama.....	Cotton state.....	Goldenrod	New Hampshire.....	Granite state.....	
Arizona.....		Sequoia cactus	New Jersey.....	Jersey Blue state.....	Sugar maple (tree)
Arkansas.....	Bear state.....	Apple blossom	New York.....	Empire state.....	Rose
California.....	Golden state.....	Poppy	North Carolina.....	Old North state.....	
Colorado.....	Centennial state.....	Columbine	North Dakota.....	Flickertail state.....	Goldenrod
Delaware.....	Blue Hen state.....	Peach blossom	Ohio.....	Buckeye state.....	
Florida.....	Panhandle state.....		Oklahoma.....		Mistletoe
Georgia.....	Cracker state.....	Cherokee rose	Oregon.....	Beaver state.....	Oregon grape
Idaho.....		Syringa	Pennsylvania.....	Keystone state.....	
Illinois.....	Sucker state.....	Violet	Rhode Island.....	Little Rhody.....	Violet
Indiana.....	Hoosier state.....	Carnation	South Carolina.....	Palmetto state.....	
Iowa.....	Hawkeye state.....	Wild rose	South Dakota.....	Swing State.....	
Kansas.....	Sunflower state.....	Sunflower	Tennessee.....	Big Bend state.....	
Kentucky.....	Blue Grass state.....	Blue grass	Texas.....	Lone Star state.....	Bluebonnet
Louisiana.....	Pelican state.....	Magnolia	Utah.....		Sezo lily
Maine.....	Pine Tree state.....	Pine cone	Vermont.....	Green Mountain state.....	Red clover
Maryland.....	Old Line state.....		Virginia.....	The Old Dominion.....	
Massachusetts.....	Bay state.....		Washington.....	Chinook state.....	Rhododendron
Michigan.....	Wolverine state.....	Apple blossom	West Virginia.....	The Panhandle.....	
Minnesota.....	Gopher state.....	Moccasin	Wisconsin.....	Badger state.....	
Mississippi.....	Bayou state.....	Magnolia			
Montana.....	Stub Toe state.....	Bitter root			
Missouri.....		Goldenrod			
Nebraska.....		Goldenrod			
Nevada.....	Silver state.....				

BURIAL PLACES OF AMERICAN PRESIDENTS.

George Washington—Mount Vernon, Va.
 John Adams—Quincy, Mass.
 Thomas Jefferson—Monticello, Va.
 James Madison—Montpelier, Va.
 James Monroe—Richmond, Va.
 John Quincy Adams—Quincy, Mass.
 Andrew Jackson—Hermitage, Nashville, Tenn.
 Martin Van Buren—Kinderhook, N. Y.
 William Henry Harrison—North Bend, O.
 John Tyler—Richmond, Va.
 James Knox Polk—Nashville, Tenn.
 Zachary Taylor—Springfield, Ky.

Millard Fillmore—Buffalo, N. Y.
 Franklin Pierce—Concord, N. H.
 James Buchanan—Lancaster, Pa.
 Abraham Lincoln—Springfield, Ill.
 Ulysses S. Grant—New York, N. Y.
 Rutherford B. Hayes—Fremont, O.
 James A. Garfield—Cleveland, O.
 Chester A. Arthur—Albany, N. Y.
 Benjamin Harrison—Indianapolis, Ind.
 William McKinley—Canton, O.
 Grover Cleveland—Princeton, N. J.

STATES AND TERRITORIES IN THE UNION.

There are forty-eight states in the union and three territories, the latter including Hawaii, the District of Columbia and Alaska. The District of Columbia is governed by three commissioners, appointed by the president of the United States under laws passed directly by congress. Alaska has a

governor, appointed by the president, and a legislature. (See "Alaska" in this volume.) Porto Rico, the Philippines and other island possessions of the United States are not technically territories, each having a special form of government.



Walinger Photo, Chicago.
WILLIAM J. BRYAN,
Secretary of State.



Copyright, Harris & Ewing, Washington.
JOSEPHUS DANIELS,
Secretary of the Navy.



Copyright, Harris & Ewing, Washington.
L. M. GARRISON,
Secretary of War.




Copyright, Harris & Ewing, Washington.
WILLIAM G. McADOO,
Secretary of the Treasury.




Copyright, Harris & Ewing, Washington, D. C.
WOODROW WILSON,
President.



Copyright, Clineinst, Washington, D. C.
DAVID S. HOUSTON,
Secretary of Agriculture.



Copyright, Harris & Ewing, Washington, D. C.
THOMAS R. MARSHALL,
Vice-President.



Copyright, Harris & Ewing, Washington, D. C.
JAMES C. McREYNOLDS,
Attorney-General.



Copyright, Harris & Ewing, Washington.
WILLIAM B. WILSON,
Secretary of Labor.



Copyright, Harris & Ewing, Washington.
A. S. BURLESON,
Postmaster-General.



Moffet Photo, Chicago.
FRANKLIN K. LANE,
Secretary of the Interior.



Copyright, Clineinst, Washington, D. C.
W. C. REDFIELD,
Secretary of Commerce.

THE PRESIDENT AND HIS CABINET.

THE PRESIDENT, VICE-PRESIDENT AND CABINET.

Woodrow Wilson, president of the United States—Born in Staunton, Va., Dec. 28, 1856; educated in private schools, Princeton university, University of Virginia and Johns Hopkins university; practiced law in Atlanta, Ga., 1882-1883; professor of history and political economy, Bryn Mawr college, 1885-1888, and Wesleyan university, 1888-1890; professor of jurisprudence and politics, Princeton university, 1890-1910; president of same, 1902-1910; author of various books on government, history and literature; democrat; governor of New Jersey, 1911-1913; elected president of the United States, 1912; inaugurated March 4, 1913. Mr. Wilson is of Scotch-Irish parentage and is a presbyterian; married in 1885 to Ellen Louise Axson, Savannah, Ga.; has three daughters, Margaret, Eleanor and Jessie.

Thomas Riley Marshall, vice-president of the United States—Born in Manchester, Ind., March 14, 1854; educated in Wabash college; admitted to the bar, 1875; practiced in Columbia City, Ind., as senior member of the firm of Marshall & McNagny and Marshall, McNagny & Clugston, 1892-1909; democrat; governor of Indiana, 1909-1913; elected vice-president of the United States, 1912; sworn in March 4, 1913. Mr. Marshall's ancestors settled in America in pre-revolutionary days; married in 1895 to Lois I. Kimsey of Angola, Ind.; belongs to presbyterian church.

William Jennings Bryan, secretary of state—Born at Salem, Ill., March 19, 1856; educated in Illinois college, Jacksonville, Ill., and Union College of Law, Chicago; admitted to bar, 1883, practicing in Jacksonville, Ill., and later in Lincoln, Neb.; democrat; member of congress, 1891-1895; editor Omaha World-Herald, 1894-1896; nominated for president of the United States at democratic conventions of 1896, 1900 and 1908, but defeated on each occasion; established the Commoner at Lincoln, Neb., in 1900; took leading part in democratic national convention of 1912; appointed secretary of state by President Wilson, March 5, 1913.

William Gibbs McAdoo, secretary of the treasury—Born near Marietta, Ga., Oct. 31, 1863; educated in the University of Tennessee; studied law and was admitted to the bar in 1885; practiced in Chattanooga, Tenn.; counsel for Central Railroad and Banking company, and Richmond & Danville Railroad company; removed to New York, N. Y., in 1892, becoming law partner of William McAdoo; president and director of the Hudson & Manhattan Railroad company, operating Hudson river tunnel system; independent in politics; appointed secretary of the treasury March 5, 1913.

Lindley M. Garrison, secretary of war—Born in Camden, N. J., Nov. 28, 1864; educated in public schools and University of Pennsylvania; admitted to the bar in 1886 and practiced two years in Philadelphia, Pa.; admitted to New Jersey bar in 1888 and practiced until June 15, 1904; then became vice-chancellor of New Jersey, serving until March, 1913; appointed secretary of war by President Wilson and took the oath of office March 5, 1913.

James Clark McReynolds, attorney-general—Born in Elkton, Ky., Feb. 3, 1862; graduated from Vanderbilt university, 1882, and from law department of University of Virginia, 1884; engaged in private practice; professor of law in Vanderbilt university, 1900-1903; assistant attorney-general of the

United States, 1903-1907; moved to New York and was specially retained by the government in litigation against the tobacco trust, the coal railroad combination and other corporations; gold democrat; appointed attorney-general of the United States March 5, 1913.

Albert Sidney Burleson, postmaster-general—Born in San Marcos, Tex., June 7, 1863; educated at Texas Agricultural and Mechanical college, Baylor university and University of Texas, graduating from last named institution in 1884; admitted to bar, 1885; assistant city attorney of Austin, Tex., 1885-1890; attorney of 26th Texas judicial district, 1891-1896; democrat; member of 56th, 57th, 58th, 59th, 60th, 61st and 62d congresses; elected to 63d congress, but resigned on being appointed postmaster-general March 5, 1913.

Joseph Daniels, secretary of the navy—Born in Washington, N. C., May 18, 1862; educated in Wilson (N. C.) Collegiate institute; editor of Advance in same place at age of 18; studied law and was admitted to the bar, but never practiced; became editor of the Raleigh State Chronicle, 1885; state printer of North Carolina, 1887-1893; chief clerk department of the interior, 1893-1895; democrat and active in politics; editor of Raleigh News and Observer, 1895-1913; appointed secretary of the navy March 5, 1913.

Franklin Knight Lane, secretary of the interior—Born in Prince Edward island, Canada, July 15, 1864; educated in University of California, and began practice of law in San Francisco in 1889; corporation counsel of that city, 1897-1902; democratic candidate for governor of California, 1902; received party vote for United States senator in legislature, 1903; appointed a member of the interstate commerce commission in December, 1905; appointed secretary of the interior March 5, 1913.

David Franklin Houston, secretary of agriculture—Born in Monroe, N. C., Feb. 17, 1866; graduated from South Carolina college, 1887, and from Harvard university, 1892; professor of political science in University of Texas, 1900-1902; president Agricultural and Mechanical college of Texas, 1902-1905, and of University of Texas, 1905-1908; chancellor of Washington university, St. Louis, Mo., 1908-1913; trustee John F. Slater fund and member of Rockefeller sanitary commission; appointed secretary of agriculture March 5, 1913.

William Cox Redfield, secretary of commerce—Born in Albany, N. Y., June 18, 1858; educated in Pittsfield (Mass.) high school; treasurer of J. H. Williams & Co., Brooklyn, 1887-1901; vice-president Warp Twisting-In Machine company, 1904; president Sirocco Engineering company, 1907-1911; director Equitable Life Assurance society; commissioner of public works, Brooklyn borough, 1902-1903; democrat; member 62d congress; appointed secretary of commerce March 5, 1913.

William Bauchop Wilson, secretary of labor—Born in Blantyre, Scotland, April 2, 1862; came to United States in 1870; educated in common schools of Pennsylvania; worked as miner from 1871 to 1898; president of district miners' union, 1888-1890; assisted in organization of United Mine Workers of America in 1890; secretary and treasurer of National Union of Miners, 1900-1908; democrat; member of 60th, 61st and 62d congresses; appointed secretary of the newly created department of labor March 5, 1913.

SHORTHAND CHAMPIONSHIP.

In a shorthand speed contest held at the annual meeting of the National Shorthand Reporters' association in Chicago, Aug. 20-21, 1913, Nathan Behrin of New York was the victor. He wrote at the rate of 200 words a minute for five minutes with only eight errors. At 240 words a minute he made four-

teen errors and at 280 words a minute forty-four errors. His accuracy average was 95.3 per cent. J. D. Carson of Chicago had an accuracy average of 93.8 per cent. Miss Paula Werning of New York had an accuracy average of 96.5 per cent in the 240 words a minute contest.

SPEED ON TYPEWRITER.

Miss Bessie Friedman of New York, N. Y., won the all professional typewriting contest at the national business exposition in Chicago, Sept. 9, 1913, with a record of 116 words a minute. The cham-

ionship in 1912 was won by Miss Florence E. Wilson of New York, N. Y., with the same record—116 words a minute.

INAUGURATION OF PRESIDENT WILSON.

Woodrow Wilson of New Jersey was sworn in as president and Thomas Riley Marshall of Indiana as vice-president of the United States in Washington, D. C., at noon March 4, 1913. The day was partly cloudy, but otherwise pleasant, contrasting sharply with the stormy weather that prevailed at the inauguration of Taft and Sherman in 1909. The customary procedure was followed, Mr. Marshall first taking the oath of office, administered by Senator Jacob H. Gallinger, the president pro tempore, in the senate chamber. After the new vice-president had delivered his inaugural address and the members of the new senate had been sworn in, a procession was formed for the march to the east front of the capitol, where the oath was administered to Mr. Wilson by Edward D. White, chief justice of the United States Supreme court. Placing his hand on the bible, the new chief executive said:

"I do solemnly swear that I will faithfully execute the office of president of the United States and will, to the best of my ability, preserve, protect and defend the constitution of the United States."

After kissing the open bible President Wilson delivered his inaugural address, the full text of which is as follows:

"There has been a change of government. It began two years ago, when the house of representatives became democratic by a decisive majority. It has now been completed. The senate about to assemble will also be democratic. The offices of president and vice-president have been put into the hands of democrats. What does the change mean? That is the question that is uppermost in our minds to-day. That is the question I am going to try to answer, in order, if I may, to interpret the occasion.

"It means much more than the mere success of a party. The success of a party means little except when the nation is using that party for a large and definite purpose. No one can mistake the purpose for which the nation now seeks to use the democratic party. It seeks to use it to interpret a change in its own plans and point of view. Some old things with which we had grown familiar, and which had begun to creep into the very habit of our thought and of our lives, have altered their aspect as we have latterly looked critically upon them, with fresh awakened eyes; have dropped their disguises and shown themselves alien and sinister. Some new things, as we look frankly upon them, willing to comprehend their real character, have come to assume the aspect of things long believed in and familiar, stuff of our own convictions.

"We have been refreshed by a new insight into our own life. We see that in many things that life is very great. It is incomparably great in its material aspects, in its body of wealth, in the diversity and sweep of its energy, in the industries which have been conceived and built up by the genius of individual men and the limitless enterprise of groups of men. It is great, also, very great, in its moral force. Nowhere else in the world have noble men and women exhibited in more striking forms the beauty and the energy of sympathy and helpfulness and counsel in their efforts to rectify wrong, alleviate suffering and set the weak in the way of strength and hope. We have built up, moreover, a great system of government, which has stood through a long age as in many respects a model for those who seek to set liberty upon foundations that will endure against fortuitous change, against storm and accident. Our life contains every great thing, and contains it in rich abundance.

"But the evil has come with the good, and much fine gold has been corroded. With riches has come inexcusable waste. We have squandered a great part of what we might have used, and have not stopped to conserve the exceeding bounty of nature, without which our genius for enterprise would have been worthless and impotent, scornful to be careful, shamefully prodigal as well as admirably efficient. We have been proud of our industrial achievements, but we have not hitherto stopped thoughtfully enough to count the human cost, the

cost of lives snuffed out, of energies overtaxed and broken, the fearful physical and spiritual cost to the men and women and children upon whom the dead weight and burden of it all has fallen pitilessly the years through. The groans and agony of it all had not yet reached our ears, the solemn, moving undertone of our life, coming up out of the mines and factories and out of every home where the struggle had its intimate and familiar seat. With the great government went many deep, secret things which we too long delayed to look into and scrutinize with candid, fearless eyes. The great government we loved has too often been made use of for private and selfish purposes, and those who used it had forgotten the people.

"At last a vision has been vouchsafed us of our life as a whole. We see the bad with the good, the debased and decadent with the sound and vital. With this vision we approach new affairs. Our duty is to cleanse, to reconsider, to restore, to correct the evil without impairing the good, to purify and humanize every process of our common life without weakening or sentimentalizing it. There has been something crude and heartless and unfeeling in our haste to succeed and be great. Our thought has been 'Let every man look out for himself, let every generation look out for itself,' while we reared giant machinery which made it impossible that any but those who stood at the levers of control should have a chance to look out for themselves. We had not forgotten our morals. We remembered well enough that we had set up a policy which was meant to serve the humblest as well as the most powerful, with an eye single to the standards of justice and fair play, and remembered it with pride. But we were very heedless and in a hurry to be great.

"We have come now to the sober second thought. The scales of heedlessness have fallen from our eyes. We have made up our minds to square every process of our national life again with the standards we so proudly set up at the beginning and have always carried at our hearts. Our work is a work of restoration.

"We have itemized with some degree of particularity the things that ought to be altered and here are some of the chief items: A tariff which cuts us off from our proper part in the commerce of the world, violates the just principles of taxation and makes the government a facile instrument in the hands of private interests; a banking and currency system based upon the necessity of the government to sell its bonds fifty years ago and perfectly adapted to concentrating cash and restricting credits; an industrial system which, take it on all its sides, financial as well as administrative, holds capital in leading strings, restricts the liberties and limits the opportunities of labor, and exploits, without renewing or conserving, the natural resources of the country; a body of agricultural activities never yet given the efficiency of great business undertakings or served as it should be through the instrumentality of science taken directly to the farm, or afforded the facilities of credit best suited to its practical needs; water courses undeveloped, waste places unreclaimed, forests untended, fast disappearing without plan or prospect of renewal, unregarded waste heap at every mine.

"We have studied as perhaps no other nation has the most effective means of production, but we have not studied cost or economy as we should, either as organizers of industry, as statesmen or as individuals. Nor have we studied and perfected the means by which government may be put at the service of humanity, in safeguarding the health of the nation, the health of its men and its women and its children, as well as their rights in the struggle for existence.

"This is no sentimental duty. The firm basis of government is justice, not pity. These are matters of justice. There can be no equality of opportunity, the first essential of justice in the body politic. If men and women and children be not shielded in their lives, their very vitality, from the consequences of great industrial and social processes which they cannot alter, control or stultify cope

with. Society must see to it that it does not itself crush or weaken or damage its own constituent parts. The first duty of law is to keep sound the society it serves. Sanitary laws, pure food laws and laws determining conditions of labor which individuals are powerless to determine for themselves are intimate parts of the very business of justice and legal efficiency.

"These are some of the things we ought to do, and not leave the others undone, the old fashioned, never to be neglected, fundamental safeguarding of property and of individual right. This is the high enterprise of the new day; to lift everything that concerns our life as a nation to the light that shines from the hearthfire of every man's conscience and vision of the right. It is inconceivable that we should do this as partisans; it is inconceivable we should do this in ignorance of the facts as they are or in blind haste.

"We shall restore, not destroy. We shall deal with our economic system as it is and as it may be modified, not as it might be if we had a clean sheet of paper to write upon, and step by step we shall make it what it should be, in the spirit of those who question their own wisdom and seek counsel and knowledge, not shallow self-satisfaction or the excitement of excursions whither they cannot tell. Justice, and only justice, shall always be our motto.

"And yet it will be no cool process of mere science. The nation has been deeply stirred—stirred by a solemn passion, stirred by the knowledge of wrong, of ideals lost, of government too often debauched and made an instrument of evil. The feelings with which we face this new age of right and opportunity sweep across our heartstrings like some air out of God's own presence, where justice

and mercy are reconciled and the judge and the brother are one. We know our task to be no mere task of politics, but a task which shall search us through and through, whether we be able to understand our time and the need of our people, whether we be indeed their spokesmen and interpreters, whether we have the pure heart to comprehend and the rectified will to choose our high course of action.

"This is not a day of triumph; it is a day of dedication. Here muster, not the forces of party, but the forces of humanity. Men's hearts wait upon us; men's lives hang in the balance; men's hopes call upon us to say what we will do. Who shall live up to the great trust? Who dares fail to try? I summon all honest men, all patriotic, all forward looking men, to my side. God helping me, I will not fail them, if they will but counsel and sustain me!"

Mr. Wilson was accompanied to and from the capitol by his predecessor in office, President Taft, who at the close of the address said:

"Mr. President, I wish you a successful administration and the carrying out of your aims. We will all be behind you."

The new president was also congratulated by Vice-President Marshall, William J. Bryan, prospective secretary of state, and a host of other distinguished men who witnessed the inauguration. The crowd of spectators in front of the stand where the exercises took place was declared by competent judges to be the largest that was ever present on such an occasion. In the afternoon President Wilson reviewed a parade lasting four hours and at night the city was brightly illuminated.

LEADING ART GALLERIES OF THE WORLD.

The following list includes only the principal collections of paintings and sculptures readily accessible to the public in Europe and America.

EUROPE.

AUSTRIA-HUNGARY.
Academy of Art, Vienna.
Albertina, Vienna.
Imperial art gallery, Vienna.
Lichtenstein gallery, Vienna.
National gallery, Budapest.

BELGIUM.
Museum, Antwerp.
Palace of Fine Arts, Brussels.
Musée Wlertz, Brussels.

DENMARK.
Thorvaldsen museum, Copenhagen.
Ny-Carlsberg Glyptothek, Copenhagen.
National art gallery, Copenhagen.

FRANCE.
Louvre,* Paris.
Luxembourg Paris.
Museum, Versailles.

GERMANY.
National gallery, Berlin.
Old and New museums, Berlin.
Pergamon museum, Berlin.
Emperer Frederick museum, Berlin.
Dresden gallery,* Dresden.
Old and New Pinakothek,* Munich.
Glyptothek, Munich.

HOLLAND.

Ryk's museum, Amsterdam.
Fodor museum, Amsterdam.
Six Collection, Amsterdam.
Townhall, Haarlem.
Lakenhal, Leyden.
Boymans museum, Rotterdam.
Mauritshuis, The Hague.

ITALY.

Vatican,* Rome.
Uffizi gallery,* Florence.
Pitti gallery,* Florence.
Brera gallery, Milan.
Poldi museum, Milan.
National museum, Naples.
Academy of Fine Arts, Venice.

NORWAY.

National gallery, Christiania.

RUSSIA.

Hermitage, St. Petersburg.

SPAIN.

Museo del Prado,* Madrid.
Museo Provincial, Seville.

SWEDEN.

National gallery, Stockholm.

UNITED KINGDOM.
British museum, London.
National gallery,* London.
Dore gallery, London.
Walker art gallery, Liverpool.
Art galleries, Glasgow.

AMERICA.

CANADA.

Fraser institute, Montreal.
The Basilica, Quebec.

MEXICO.

National museum, City of Mexico.

UNITED STATES.


Art institute, Chicago, Ill.
Art museum, Cincinnati, O.
Art museum, Worcester, Mass.
Carnegie institute, Pittsburgh, Pa.
Corcoran art gallery, Washington, D. C.
Layton art gallery, Milwaukee, Wis.
Lenox collection, public library, New York, N. Y.
Metropolitan Museum of Art,* New York, N. Y.
Museum of Art, Toledo, O.
Museum of Fine Arts, Boston, Mass.
Museum of Fine Arts, St. Louis, Mo.
New York Historical society, New York, N. Y.
Pennsylvania Academy of Fine Arts, Philadelphia, Pa.
*Of first rank.

FIRE HORROR IN BINGHAMTON, N. Y.

Through the burning of the Freeman Overall factory at 7 Wall street, Binghamton, N. Y., July 22, 1913, sixty-five woman employes lost their lives, while thirty were seriously injured. The building was a four story brick structure, the whole of which was occupied by the Freeman Overall company for manufacturing purposes. The fire was discovered at 2:30 o'clock in the afternoon and an alarm was sounded at once. Several alarms had been given within the previous three months for fire drill purposes in accordance with a recent law,

This led the employes to think that the last alarm was of a similar nature, and they took their time about getting ready to leave, with the result that those on the third and fourth floors were trapped by the flames, which spread with great rapidity. Escape by the stairway was cut off and few were able to make use of the single fire escape in the rear. Many threw themselves from the windows and were dashed to death or badly injured on the ground below,

ABRAHAM LINCOLN MEMORIAL IN WASHINGTON, D. C.



EAST ELEVATION OF THE LINCOLN MEMORIAL IN WASHINGTON, D. C.

By an act approved Feb. 9, 1911, congress created a commission to be known as the Lincoln memorial commission to procure and determine upon a location, plan and design for a monument or memorial in the city of Washington, D. C., to the memory of Abraham Lincoln, subject to the approval of congress. The commission named consisted of William H. Taft, Shelby M. Cullom, Joseph G. Cannon, George Peabody Wetmore, Samuel Walker McCall, Hernando D. Money and Champ Clark. Senator Money died Sept. 18, 1912, and his place was taken by Senator Thomas S. Martin of Virginia. The commission was authorized to employ the services of architects, artists and sculptors and to avail itself of the services or advice of the commission of fine arts, created by the act of May 17, 1910. It was further provided that as soon as might be practicable after the adoption of a design and its approval by congress its construction should be entered upon and carried to completion under the direction of the memorial commission and the supervision of the secretary of war, under a contract or contracts entered into by the secretary of war in a total sum not exceeding \$2,000,000.

Sixteen meetings were held by the memorial commission and March 4, 1911, the commission of fine arts was required to make suggestions as to the locations, plans and designs for a monument or memorial to Lincoln and to give advice as to certain specified locations. The commission of fine arts, by D. H. Burnham, its chairman, reported July 17, 1911, that it was unanimous in its approval of a site in Potomac park for the location of the memorial, the general form of which had been decided upon in accordance with designs submitted by Henry Bacon, architect, of New York city. The main reason for selecting the park site was that for a long distance in every direction the surroundings were absolutely free for such treatment as would best enhance the effect of the memorial. It would also be the place of honor on the main east and west axis of the city, in line with the capitol and the Washington monument. John Hay, one of Lincoln's secretaries and biographers, had often expressed his preference for the location in words like these:

"Lincoln, of all Americans next to Washington, deserves this place of honor. He was of the immortals. You must not approach too close to the immortals. His monument should stand alone, remote from the common habitations of man, apart

from the business and turmoil of the city—isolated, distinguished, serene."

Mr. Bacon, the architect, in describing his design for the memorial, said:

"On the great axis, planned over a century ago, we have at one end the capitol, which is the monument of the government, and to the west, over a mile distant from the capitol, is the monument to Washington, one of the founders of the government. If the Lincoln memorial is built on this same axis still farther to the west, by the shore of the Potomac, we will there have the monument of the man who saved the government, thus completing an unparalleled composition which cannot fail to impart to each of its monuments a value in addition to that which each standing alone would possess."

The memorial commission reported to congress Dec. 4, 1912, that after a careful examination and discussion of the design presented by Mr. Bacon it had adopted it unanimously and recommended that congress approve the construction of the memorial upon the selected site in Potomac park in accordance with the plans and designs of Mr. Bacon.

The following joint resolution was passed by the senate Jan. 24, by the house Jan. 29, and approved by President Taft Feb. 1, 1913:

"That the plan, design and location for a Lincoln memorial, determined upon and recommended to congress Dec. 4, 1912, by the commission created by the act entitled 'An act to provide a commission to secure plans and designs for a monument or memorial to the memory of Abraham Lincoln,' approved Feb. 9, 1911, be, and the same are hereby approved."

DESCRIPTION OF MEMORIAL.

The following details of the Lincoln memorial are from the architect's description as reported by the memorial commission:

The memorial is to be composed of four features—a statue of Abraham Lincoln, a memorial of his Gettysburg speech, a memorial of his second inaugural address and a symbol of the union of the United States, which he saved. The most important object is the statue of Lincoln, which is placed in the center of the memorial, "and by virtue of its imposing position in the place of honor, the gentleness, power and intelligence of the man, expressed as far as possible by the sculptor's art, will predominate." The part of the edifice where the statue is to be placed will not be occupied by any other object. The smaller halls at each side of the

central space will be devoted to the Gettysburg address and the second inaugural address shown by bronze letters arranged on monumental tablets. While these memorials can be seen from any part of the hall, they are to be partially screened from the central portion, where the statue is placed, by means of a row of Ionic columns.

Surrounding the walls inclosing these memorials of the man is to be a colonnade forming a symbol of the union, each column representing one of the thirty-six states existing at the time of Lincoln's death, and on the walls appearing above the colonnade and supported at intervals by eagles are forty-eight memorial festoons, one for each state existing at the present time.

By means of terraces the ground at the site of the Lincoln memorial will be raised until the floor of the memorial itself will be 45 feet higher than the present grade. First a circular terrace, 1,000 feet in diameter, is raised 11 feet above the present grade and on its outer edge will be planted four concentric rows of trees, leaving a plateau in the center 755 feet in diameter. In the center of this plateau, surrounded by a wide roadway and walks, will rise an eminence supporting a rectangular stone terrace wall 14 feet high, 256 feet long and 186 feet wide. On this rectangular terrace will rise the marble memorial. All the foundations will be built on concrete piling extending down to the solid rock. Three steps 8 feet high will form a platform under the columns. The platform at its base will be 204 feet long and 134 feet wide.

The colonnade will be 188 feet long and 118 feet wide, the columns being 44 feet high and 7 feet 5 inches in diameter at their base. The total height of the structure above the finished grade at the base of the terrace will be 99 feet. The finished grade being 23 feet above the present grade, the total height of the building above the present grade will be 122 feet. The outside of the memorial hall will be 84 feet wide and 156 feet long. The colonnaded entrance will be 45 feet wide and 44 feet high, and will be equipped with sliding bronze grilles, filled with plate glass, so that the hall may be closed at night and on other occasions as required. The central hall, where the statue is to stand, will be 60 feet wide, 70 feet long and 60 feet high. The halls where the memorials of the speeches are to be placed will be 37 feet wide, 57 feet long and 60 feet high. The inferior columns will be of the Ionic order and will be 50 feet high.

GETTYSBURG ADDRESS.

Nov. 19, 1863.

"Four score and seven years ago our fathers brought forth on this continent a new nation, conceived in liberty and dedicated to the proposition that all men are created equal. Now we are engaged in a great civil war, testing whether that nation or any nation so conceived and so dedicated can long endure. We are met on a great battle field of that war. We have come to dedicate a portion of that field as a final resting place for

those who here gave their lives that that nation might live. It is altogether fitting and proper that we should do this. But in a larger sense we cannot dedicate, we cannot consecrate, we cannot hallow this ground. The brave men, living and dead, who struggled here have consecrated it far above our power to add or detract. The world will little note, nor long remember, what we say here, but it can never forget what they did here. It is for us, the living, rather to be dedicated here to the unfinished work which they who fought here have thus far so nobly advanced. It is rather for us to be here dedicated to the great task remaining before us, that from these honored dead we take increased devotion to that cause for which they gave the last full measure of devotion; that we here highly resolve that these dead shall not have died in vain; that this nation, under God, shall have a new birth of freedom, and that government of the people, by the people and for the people shall not perish from the earth."

CULLOM, RESIDENT COMMISSIONER.

The following bill was unanimously passed by the senate and house March 2 and approved by the president March 4, 1913:

"Be it enacted, etc., That in the exercise of its control and direction for the construction of the Lincoln memorial, authorized by the act of congress approved Feb. 9, 1911, the commission created by said act shall designate to perform the duty of resident commissioner to represent the commission in the oversight of the work the Hon. Shelby M. Cullom, who, at the time of the adoption of this act, is the senior member of the commission in continuous service of the United States, and for the special service of the member so designated he shall be entitled to receive compensation at the rate of \$5,000 a year out of the appropriations for the construction of such memorial."

SECOND INAUGURAL ADDRESS.

March 4, 1865.

The closing paragraphs of the second inaugural address follow:

"Fondly do we hope, fervently do we pray, that this mighty scourge of war may speedily pass away. Yet, if God wills that it continue until all the wealth piled by the bondman's 250 years of unrequited toil shall be sunk, and until every drop of blood drawn with the lash shall be paid with another drawn with the sword, as was said 3,000 years ago, so still it must be said that the judgments of the Lord are true and righteous altogether.

"With malice toward none, with charity for all, with firmness in the right as God gives us to see the right, let us finish the work we are in, to bind up the nation's wounds, to care for him who shall have borne the battle, and for his widow and his orphans, to do all which may achieve and cherish a just and lasting peace among ourselves and with all nations."

FATAL THEATER FIRES AND PANICS SINCE 1811.

Theater or hall and date.	Lives lost.
Banquet theater, Oporto, March 21, 1888.....	200
Barnsley, England (hall), Jan. 11, 1908.....	16
Barraque theater, Belgium, Dec. 22, 1912.....	12
Bologo, Russia, March 6, 1911.....	129
Canonsburg, Pa., opera house, Aug. 26, 1911.....	26
Carlsruhe theater, St. Petersburg, 1847.....	200
Central theater, Philadelphia, April 28, 1892.....	6
Conway's theater, Brooklyn, Dec. 5, 1876.....	295
Exceter theater, England, Sept. 5, 1887.....	200
Florida theater, Acapulco, Mex., Feb. 14, 1909.....	250
Front Street theater, Baltimore, Dec. 8, 1895.....	23

Theater or hall and date.	Lives lost.
Houston Street theater, New York, N. Y., Feb. 2, 1913.....	2
Iroquois, Chicago, Dec. 30, 1903.....	575
Lehman's theater, St. Petersburg, 1836.....	700
Opera Comique, Paris, May 25, 1887.....	75
Rhode's opera house, Boyertown, Pa., Jan. 13, 1908, 179	70
Richmond (Va.) theater, Dec. 26, 1811.....	170
Ring theater, Vienna, Dec. 8, 1881.....	640
Verins, France, March 9, 1913.....	10
Villareal theater, Spain, May 27, 1912.....	80

THE WORLD'S MOST FAMOUS DIAMONDS.

Name.	Carats.	Name.	Carats.	Name.	Carats.
Cullinan	3,025	Imperatrice Eugenie	51	Pacha d'Egypt	40
D'Angleterre (blue).....	44½	Kohinoor (1st cutting).....	273	Regent	136¾
Etoile Polaire	40	Kohinoor (2d cutting).....	106 1-16	Sancy	53¾
Etoile du Sud	124	Loterie d'Angleterre	49	Shah	86
Grand Duc de Toscane.....	138.16	Nassak	78¾	Tiffany	969
Great Mogul	279 3-16	Orloff	194¾	Tiffany (yellow)	125

NATIONAL PARKS IN THE UNITED STATES.

(Under supervision of the secretary of the interior.)

NAME.	Location.	Created.	Acres.
Antietam.....	Maryland.....	Aug. 20, 1880.....	43
Casa Grande Ruin.....	Arizona.....	June 22, 1892.....	480
Chickamanga and Chattanooga.....	Georgia and Tennessee.....	Aug. 18, 1880.....	6,195
Crater Lake.....	Oregon.....	May 22, 1902.....	159,960
General Grant.....	California.....	Oct. 1, 1890.....	2,560
Gettysburg.....	Pennsylvania.....	Feb. 11, 1885.....	877
Glacier.....	Montana.....	May 11, 1910.....	981,681
Hot Springs Reservation.....	Arkansas.....	June 16, 1880.....	912
Mesa Verde.....	Colorado.....	June 23, 1906.....	42,376
Mount Rainier.....	Washington.....	May 22, 1899.....	207,360
Platt.....	Oklahoma.....	June 23, 1906.....	1,849
Rock Creek.....	District of Columbia.....	Sept. 27, 1890.....	1,696
Sequoia.....	California.....	Oct. 1, 1890.....	160,000
Shiloh.....	Tennessee.....	Dec. 27, 1894.....	3,000
Sully's Hill.....	North Dakota.....	June 4, 1904.....	960
Vicksburg.....	Mississippi.....	Feb. 21, 1899.....	1,233
Wind Cave.....	South Dakota.....	Jan. 9, 1903.....	10,522
Yellowstone.....	Montana and Wyoming.....	March 1, 1872.....	2,142,720
Yosemite.....	California.....	Oct. 1, 1890.....	967,680
Zoological.....	District of Columbia.....	March 2, 1889.....	170

NOTES ON NATIONAL PARKS.

Antietam—Battle field of the civil war in Washington county, Maryland.

Casa Grande Ruin—Remains of a large prehistoric building near Florence, Ariz.

Chickamanga and Chattanooga—Battle fields of the civil war in the vicinity of Chattanooga, Tenn.

Crater Lake—Park contains remarkable mountain lake and fine scenery in the Cascade range, Klamath county, Oregon; may be reached from Klamath Falls, or from Medford on the Southern Pacific road.

General Grant—In Fresno and Tulare counties, California; forest and mountain scenery; reached from Sanger on the Southern Pacific line.

Gettysburg—Battle field of the civil war in southeastern Pennsylvania.

Glacier—Tract of mountainous country in northern Montana with glaciers, lakes, forests and peaks.

Hot Springs Reservation—Tract of land in Garland county, Arkansas, noted for its springs of warm mineral waters.

Mesa Verde—In the extreme southwestern part of Colorado; contains pueblo and other ruins; reached from Mancos on the Rio Grande Southern road.

Mount Rainier—Mountain district in southern Washington; reached from Ashford on the Tacoma Eastern railroad and from Fairfax on the Northern Pacific road.

Platt—Tract of land containing sulphur springs in Murray county, Oklahoma; reached by Santa Fe and St. Louis & San Francisco railroads.

Rock Creek—Park in outskirts of Washington, D. C.

Sequoia—Mountain tract in Tulare county, California, containing forest of big trees; reached from Visalia.

Shiloh—Battle field of civil war in Hardin county, southern Tennessee.

Sully's Hill—On the shore of Devil's lake, North Dakota; contains elevation on which Gen. Alfred Sully with a few men withstood a band of Indians for several days in 1863; reached from Devil's Lake, Narrows and Tokio stations on the Great Northern railroad.

Vicksburg—Battle field of civil war near city of same name in Mississippi.

Wind Cave—Canyon and extensive cave in Custer county, South Dakota, twelve miles from Hot Springs, on the Northwestern and Burlington roads; in Black Hills region.

Yellowstone—Famous park in Wyoming, Montana and Idaho, containing geysers and many other natural phenomena as well as beautiful mountain, lake and river scenery; reached from stations on the Northern Pacific, Burlington and Oregon Short Line roads.

Yosemite—Splendid valley in the Sierras in Mariposa county, California; reached from Merced on the Santa Fe and Southern Pacific roads by way of the Yosemite Valley railroad.

Zoological—Park in Washington, D. C., devoted to the zoological collection of the government; adjoins Rock Creek park.

PRESERVATION OF AMERICAN ANTIQUITIES.

By law approved June 8, 1906, entitled "An act for the preservation of American antiquities," the president of the United States is authorized, in his discretion, to declare by proclamation historic landmarks, historic and prehistoric structures and other objects of historic or scientific interest that are situated upon lands owned or controlled by the United States to be national monuments. Under such authority the following monuments have been created:

Name and state.	Year.	Acres.
Big Hole battle field, Mont.....	1910.....	8
Chaco canyon, N. M.....	1907.....	20,629
Cinder cone, Cal.....	1907.....	5,120
Colorado, Col.....	1911.....	13,883
Devil's tower, Wyo.....	1906.....	1,182
Devil postpile, * Cal.....	1911.....	800
El Morro, N. M.....	1906.....	160
Gila cliff dwellings, * N. M.....	1907.....	160
Gran Quivira, N. M.....	1909.....	160
Graud canyon, * Ariz.....	1908.....	806,400
Jewel cave, * S. D.....	1908.....	1,230
Lassen peak, * Cal.....	1907.....	1,280
Lewis and Clark cavern, Mont.....	1908.....	160
Montezuma castle, Ariz.....	1906.....	160
Mount Olympus, * Wash.....	1909.....	608,640
Muir Woods, Cal.....	1908.....	295
Mukuntuweap, Utah.....	1909.....	15,340
Natural bridges, Utah.....	1909.....	2,740
Navajo, Ariz.....	1909.....	600
Oregon caves, * Ore.....	1909.....	480
Petrified forest, Ariz.....	1906.....	25,625
Pinnacles, * Cal.....	1908.....	2,080
Rainbow bridge, Utah.....	1910.....	160
Shoshone cavern, Wyo.....	1909.....	210
Sitka, Alaska.....	1910.....	57
Tonto, * Ariz.....	1907.....	640
Tumacacori, Ariz.....	1908.....	10
Wheeler, * Col.....	1908.....	300

* Administered by department of agriculture; others by interior department, except the Big Hole battle field, which is under the war department.

NOTES ON NATIONAL MONUMENTS.

Big Hole battle field—Scene of fight at Big Hole pass on Big Hole or Wisdom river, Aug. 9, 1877, between Nez Perce Indians under Chief Joseph and a small force of soldiers commanded by Col. John Gibbon; in Silver Bow county, Montana; reached from Melrose.

Chaco canyon—Located in San Juan and McKinley counties, New Mexico; contains extensive prehistoric communal or pueblo ruins.

Cinder cone—An elevation in Lassen county in northern California; is of importance as illustrating volcanic activity in the vicinity 200 years ago.

Colorado—Extraordinary examples of erosion in Mesa county, western Colorado; reached from Grand Junction.

Devil postpile—Natural formations, including Rainbow waterfalls, within the Sierra national forest

in California; area set aside is on middle fork of San Joaquin river.

Devil's tower—A lofty and isolated rock in Crook county, Wyoming; is an extraordinary example of the effect of erosion in the higher mountains.

El Morro—An elevation near Wingate station on the Santa Fe railroad in New Mexico; contains prehistoric ruins and interesting rock inscriptions.

Gila cliff dwellings—In the Mogollon mountains, New Mexico; known also as the Gila Hot Springs cliff houses; are among the best preserved remains of the cliff dwellers of the southwest.

Gran Quivira—Ruined town not far from Manzano in the central part of New Mexico; remains of large cathedral and chapel and of many houses thought to date from prehistoric times.

Grand canyon—in northwestern Arizona; greatest eroded canyon within the United States.

Jewel cave—A natural formation of scientific interest within the Black Hills national forest in Custer county, South Dakota.

Lassen peak—In national forest of same name in Shasta county, northern California; marks the southern terminus of the long line of extinct volcanoes in the Cascade range, from which one of the greatest volcanic fields in the world extends.

Lewis and Clark cavern—An extraordinary limestone cavern near Limespur, Jefferson county, Montana.

Montezuma castle—Large prehistoric ruin or cliff dwelling on Beaver creek, Arizona.

Mount Olympus—Mountain in the state of Washington; has extensive glaciers and on its slopes are the breeding grounds of the Olympic elk.

Muir woods—In Marin county, California; an extensive growth of redwood trees of great age and size; land presented to the government by William Kent of Chicago.

Mukuntuweap—Canyon in southwestern Utah through which flows the north fork of the Rio Virgin or Zion river; an extraordinary example of canyon erosion.

Natural bridges—Rock formations in southeastern Utah extending over streams or chasms; have loftier heights and greater spans than any other similar formations known; reserved as extraordinary examples of stream erosion.

Navajo—Within the Navajo Indian reservation in Arizona; includes a number of prehistoric cliff dwellings and pueblo ruins new to science.

Oregon caves—Within the Siskiyou national forest in Oregon; caves are of natural formation and of unusual scientific interest and importance.

Petrified forest—Deposits of fossilized or mineralized wood in Gila and Apache counties, Arizona.

Pinnacles—A series of natural formations of rock with a number of caves underlying them; located within Pinnacles national forest in California.

Rainbow bridge—An extraordinary natural bridge in southeastern Utah, having an arch which in form and appearance is much like a rainbow; is 309 feet high and 278 feet span; of scientific interest as an example of eccentric stream erosion.

Shoshone cavern—A cave in Big Horn county, Wyoming, of unknown extent, but of many windings and ramifications and containing vaulted chambers of large size, magnificently decorated with sparkling crystals and beautiful stalactites, and containing pits of unknown depth.

Sitka—Tract of about fifty-seven acres within public park, near Sitka, Alaska; battle ground of Russian conquest of Alaska in 1804; site of former village of Kiki-Siti tribe, the most warlike of Alaska Indians; contains numerous totem poles constructed by the Indians, recording the genealogical history of their several clans.

Tonto—Comprises two prehistoric ruins of ancient cliff dwellings in Gila county, Arizona.

Tumacacori—Ruin of an ancient Spanish mission of brick, cement and mortar in Santa Cruz county, Arizona.

Wheeler—Volcanic formations illustrating erratic erosion; in Rio Grande and Cochetopa national forests in southwestern Colorado.

RESERVATIONS FOR THE PROTECTION OF WILD LIFE.

[From a report by T. S. Palmer, assistant chief biological survey.]

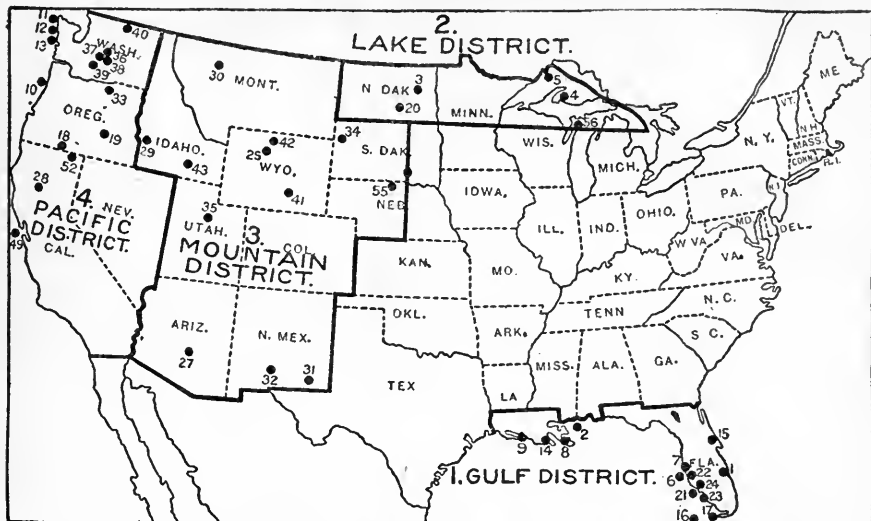
In the last forty years many reservations have been created which directly or incidentally protect wild life. The largest is Yellowstone National park, established in 1872. Some of the lighthouse reservations, which in recent years have become important refuges, are even older. Since 1872 other national parks have been set aside, military parks have been established on battle fields, national monuments have been created for the protection of objects of scientific interest and reservations have been set aside for the protection of the breeding grounds of waterfowl and other birds. Of the national reservations sixty-six are under the department of agriculture, twelve under the interior department, nine under the commerce and labor department, five under the war department and one each under the navy department, the Smithsonian institution and the District of Columbia. Of the sixteen national parks, ten may properly be considered game refuges. These are the Yellowstone in Wyoming, the National Zoological and Rock Creek parks in the District of Columbia, the Sequoia, Yosemite and General Grant parks in California, Mount Rainier in Washington, Crater Lake in Oregon, Wind Cave park in South Dakota and Glacier park in Montana. The National Zoological park is under the Smithsonian institution and the Rock Creek is in charge of a board of control, consisting of the commissioners of the District of Columbia and the chief engineers of the army. The others are under the jurisdiction of the department of the interior.

In 1912 Yellowstone National park contained 35,000 elk, 550 moose, 520 antelope, 210 mountain sheep, 49 wild buffalo and about 150 captive buffalo. There are also many deer, bears and beaver. The National Zoological park contains one of the largest collections of living mammals and birds in the United States. Deer, bears and mountain sheep are found in the Yosemite and Sequoia parks and

also in Crater Lake and Mount Rainier parks. Glacier park has beaver, deer, elk, moose, wild sheep and many goats and bears. There is but little large game in General Grant, Rock Creek and Wind Cave parks, but they are utilized as refuges. Wind Cave park is to be a game preserve for buffalo, elk and other species. The national military parks are important as refuges because they furnish protection at all seasons to small mammals and birds under comprehensive law for the protection of wild life, enacted in 1897. They also form with other military reservations a chain of refuges for migratory land birds in line with their northward flight. These military reservations are Chickamauga, Chattanooga and Shiloh, Tenn.; Vicksburg, Miss.; Antietam, Md., and Gettysburg, Pa. Some of the soldiers' homes have extensive grounds in which birds and small game are protected.

NATIONAL GAME PRESERVES.

There are nine national game preserves or reservations chiefly for big game. They comprise two national game preserves in Arizona and Oklahoma; the national bison range in Montana, the Mount Olympus national monument in the state of Washington, the small Fire island moose reservation in Cook inlet, Alaska; the Muir Woods and Pinnacles national monuments in California, and the Colorado national monument and the Mukuntuweap national monument in Utah. The department of agriculture has jurisdiction over the two game preserves and the Mount Olympus national monument, which are under the immediate charge of the forest service, and the bison and moose reservations, which are in charge of the biological survey. The department of the interior has charge of the other four national monuments. The wild life on the game preserves and national monuments is protected by the acts under which these reservations were created, while the buffalo on the bison range, the elk on the Mount Olympus monument and the moose on Fire



LOCATION OF NATIONAL BIRD RESERVATIONS AND ADMINISTRATIVE DISTRICTS.

island are protected under the laws of Montana, Washington and Alaska.

The Wichita game preserve in Oklahoma was established in 1905 and contains 57,120 acres. It shelters a herd of buffalo which in July, 1912, numbered forty animals. The national bison range in Montana, created in 1908, has an area of 18,521 acres and contains a herd of buffalo numbering eighty-one July 1, 1912. There are also small herds of elk and antelope and some deer on these preserves. The Grand Canyon game preserve in Arizona contains a good many deer and a few sheep. The Mount Olympus national monument in Washington has an area of 608,640 acres and is the home of the Roosevelt elk, supposed to number about 2,000. There are also many deer.

BIRD RESERVATIONS.

For the purpose of preserving the native wild birds of the country from destruction, the United States in 1903 inaugurated the plan of setting aside regions that contain important colonies of breeding birds as bird reservations or "refuges." The first reserve created was that including Pelican island, Florida, containing a colony of brown pelicans. Since then many other reserves have been established by executive order in various parts of the union. The localities set aside are under the supervision of the secretary of agriculture, who appoints the inspectors and wardens. The reservations are grouped in six administrative districts, each in charge of an inspector, who supervises the work of the wardens stationed on the reservations. Under a federal law, approved June 28, 1906 (criminal code, section 84), it is unlawful for any person to hunt, trap, capture, willfully disturb or kill any bird of any kind or take the eggs of such birds on any lands of the United States which have been set apart or reserved as breeding grounds for birds by any law, proclamation or executive order, except under such rules as the secretary of agriculture may prescribe. Violations of the law are punishable by fines up to \$500, or imprisonment for six months, or both.

With few exceptions the bird reservations are small rocky islands or tracts of marsh land of no agricultural value, or comprise the smallest legal subdivisions of land immediately adjoining the reservoirs on reclamation projects in the west. Among the small reservations may be mentioned Green

Bay, Wis., less than two acres in extent; Pelican island, Florida, less than six, and Stump lake, a little over twenty-seven acres. On the other hand, the Niobrara reservation in Nebraska includes 10,000 to 12,000 acres. The Klamath lake and Malheur lake reservations in Oregon each comprise extensive strips of marsh lands. Following is a list alphabetically arranged of the bird reservations in the United States, with numbers corresponding to those on the accompanying map:

Belle Fourche, S. D.	34	Klamath Lake, Ore.	18
Bering Sea, Alaska	44	Loch-Katrine, Wyo.	25
Bogoslof, Alaska	51	Malheur Lake, Ore.	19
Bretton Island, La.	2	Matiacha Pass, Fla.	23
Bumping Lake, Wash.	39	Mindokka, Idaho	43
Carlsbad, N. M.	31	Mosquito Inlet, Fla.	15
Chase Lake, N. D.	20	Niobrara, Neb.	55
Clealum, Wash.	38	Palma Sola, Fla.	22
Clear Lake, Cal.	52	Passage Key, Fla.	6
Cold Springs, Ore.	33	Pathfinder, Wyo.	41
Conconully, Wash.	49	Pelican Island, Fla.	1
Coppalls Rock, Wash.	13	Pine Island, Fla.	21
Culebra, P. R.	48	Prifibof, Alaska	50
Deer Flat, Idaho	29	Quillayute Needles,	
East Park, Cal.	28	Alaska	12
East Timberber, La.	34	Rio Grande, N. M.	32
Farallon, Cal.	49	St. Lazaria, Alaska	46
Flattery Rocks, Wash.	11	Salt River, Ariz.	27
Forrester Isl., Alaska	53	Shell Keys, La.	9
Green Bay, Wis.	56	Shoshone, Wyo.	42
Hawaiian Islands, Ha-		Siskiwit, Mich.	45
wai	26	StrawberryVall'y, Utah	35
Hazy Islands, Alaska	54	Stump Lake, N. D.	3
Huron Islands, Mich.	4	Tern Islands, La.	8
Indian Key, Fla.	7	Three Arch Rocks, Ore.	10
Island Bay, Fla.	24	Tortugas Keys, Fla.	16
Kachess, Wash.	37	Tuxedni, Alaska	45
Kocheelus, Wash.	36	Willow Creek, Mont.	30
Key West, Fla.	17	Yukon Delta, Alaska	47

The most important birds protected on the reservations in the Gulf district are brown pelicans, gulls, terns, herons and ducks. The principal birds in the lake district are gulls, ducks and white pelicans. The two Michigan reservations contain the largest known breeding colonies of the herring gull on inland waters. The Green Bay (Wis.) reservation also has a colony of these birds. The reservation at Stump Lake, North Dakota, is the breeding place of several kinds of ducks, and is the only

point at which the white winged scoter is known to breed in the United States. At Chase lake are colonies of white pelicans and ring-billed gulls.

The reservations in the mountain district are chiefly valuable as refuges for water fowl and shore birds during the spring and autumn migrations. The Niobrara reservation is important chiefly as a breeding ground for sharp-tailed grouse and prairie chickens. The coast refuges in the Pacific district contain great rookeries of California gulleimots, pigeon gulleimots, tufted puffins, auklets, cormorants, ashly petrels and other sea birds. At the Klamath and Malheur reservations are found large colonies of Canada geese, gulls, Caspian terns, grebes, white pelicans and ducks. On the Alaska reservations are found auklets, puffins, cormorants, gulleimots and petrels. The Yukon delta reservation embraces nesting grounds of ducks and geese, including the emperor goose. The birds on the Hawaiian reservation are chiefly albatrosses, petrels, terns, teal and rail.

OTHER RESERVATIONS.

Under the heading of fur seal, fishery, lighthouse and naval reservations are included ten refuges for aquatic mammals and birds and for fish. These reservations comprise the fur seal reservation on the Pribilof Islands, three fishery reservations and five lighthouse reservations, all under the jurisdiction of the department of commerce and labor and in immediate charge of the bureau of fisheries and the bureau of lighthouses, and the Midway islands naval reservation. On the Pribilof islands are fur seals and sea lions, on the lighthouse reservations at Ano Nuevo island, Farallon island and Point Reyes, Cal., are rookeries of sea lions; on all the lighthouse reservations are breeding colonies of sea-birds, while at Afognak and Yes Bay, Alaska, and Baird, Cal., are fish cultural stations, established chiefly for the propagation of salmon. The Midway islands, which were set aside as a government reservation in 1903, are the home of various kinds of sea birds, including albatrosses. The canary, Laysan finch and Laysan rail have been successfully introduced. The reservation is in charge of the navy department.

STATE GAME PRESERVES.

Several national reservations have become game preserves through subsequent state legislation. Among these are the Teton and Big Horn in Wyoming, the Pinnacles in California, the Payette river in Idaho, the Yellowstone and Pryor Mountain in Montana and the Superior in Minnesota. The Superior national forest, which was made a state game preserve in 1909, contains 1,420,000 acres. In

each case the game is protected primarily by state laws and the reservation patrolled and maintained by co-operation between the state and the general government.

SUMMARY OF RESERVATIONS.

Following is a summary by states and territories of all the national reservations for the protection of wild life:

Alaska—Two fishery reservations, 1 fur seal reservation, 1 moose reservation, 8 bird reservations; total, 12.
 Arizona—One national game preserve, 1 bird reservation; total, 2.
 California—Three national parks; 2 national monuments, 1 fish cultural station, 3 lighthouse reservations; total, 12.
 Colorado—One national monument.
 District of Columbia—Two national parks.
 Florida—Ten bird reservations.
 Hawaii—One naval reservation, 1 bird reservation; total, 2.
 Idaho—One national forest containing a state game preserve; 2 bird reservations; total, 3.
 Louisiana—Four bird reservations, 1 lighthouse reservation; total, 5.
 Maryland—One military national park.
 Michigan—Two bird reservations.
 Minnesota—One national forest containing a state game preserve.
 Mississippi—One military national park.
 Montana—One national park, 1 bird reservation, 2 national forests containing state game preserves; total, 4.
 New Mexico—Two bird reservations.
 Nebraska—One bird reservation.
 North Dakota—Two bird reservations.
 Oklahoma—One game preserve.
 Oregon—One national park, 4 bird reservations; total, 5.
 Pennsylvania—One military national park.
 Porto Rico—One bird reservation.
 South Dakota—One national park, 1 bird reservation.
 Tennessee—Two military national parks.
 Utah—One national monument, 1 bird reservation; total, 2.
 Washington—One national park, 1 national monument, 8 bird reservations, 1 lighthouse reservation; total, 11.
 Wisconsin—One bird reservation.
 Wyoming—One national park, 2 national forests containing state game preserves, 3 bird reservations; total, 6.
 Grand total, 95.

AMERICAN HALL OF FAME.

"The Hall of Fame for Great Americans" is the name of a building on University Heights in New York city, in which are inscribed on bronze tablets the names of famous American men and women. Nominations for the honor are made by the public and are submitted to a committee of 100 eminent citizens. In the case of men fifty-one votes are required and in the case of women forty-seven. The first balloting took place in October, 1900, when the following were chosen:

George Washington.	H. W. Longfellow.
Abraham Lincoln.	Robert Fulton.
Daniel Webster.	Horace Mann.
Benjamin Franklin.	Henry W. Beecher.
Ulysses S. Grant.	James Kent.
John Marshall.	Joseph Story.
Thomas Jefferson.	John Adams.
Ralph W. Emerson.	Washington Irving.

Jonathan Edwards.	Alexander Hamilton.
Samuel F. B. Morse.	Louis Agassiz.
David G. Farragut.	John Paul Jones.
Henry Clay.	Mary Lyon.
Nathaniel Hawthorne.	Emma Willard.
George Peabody.	Maria Mitchell.
Robert E. Lee.	CHOSEN IN 1910.
Peter Cooper.	Harriet Beecher Stowe.
Ell Whitney.	Oliver Wendell Holmes.
John J. Audubon.	Edgar Allan Poe.
William E. Channing.	Roger Williams.
Gilbert Stuart.	James Fenimore Cooper.
Asa Gray.	Phillips Brooks.
CHOSEN IN 1905.	William Cullen Bryant.
John Quincy Adams.	Frances E. Willard.
James Russell Lowell.	Andrew Jackson.
William T. Sherman.	George Bancroft.
James Madison.	John Lothrop Motley.
John G. Whittier.	

THE CAPITOL AT WASHINGTON.

The corner stone of the original capitol building was laid by President Washington Sept. 18, 1793. The north wing was finished in 1810 and the south wing in 1811, a wooden passageway connecting them. The original designs of the structure were made by Dr. William Thornton. The two wings were burned by the British in 1814, but were immediately restored. In 1827 the original building

was completed at a cost of \$2,433,844.13. Extensions of the wings were begun in 1851 and completed in 1859. The dome, which is 287 feet 5 inches in height, was completed in 1865. The capitol stands in latitude 38 degrees 53 minutes 20.4 seconds north and longitude 77 degrees 00 minutes 35.7 seconds west from Greenwich. The area covered by the building is 153,112 square feet.

CONSTITUTION OF THE UNITED STATES.

September 17, 1787.

PREAMBLE. We, the people of the United States, in order to form a more perfect union, establish justice, insure domestic tranquillity, provide for the common defense, promote the general welfare and secure the blessings of liberty to ourselves and our posterity, do ordain and establish this constitution for the United States of America:

ARTICLE I.

Section I. All legislative powers herein granted shall be vested in a congress of the United States, which shall consist of a senate and house of representatives.

Section II. 1. The house of representatives shall be composed of members chosen every second year by the people of the several states, and the electors in each state shall have the qualifications requisite for electors of the most numerous branch of the state legislature.

2. No person shall be a representative who shall not have attained to the age of 25 years and been seven years a citizen of the United States, and who shall not, when elected, be an inhabitant of that state in which he shall be chosen.

3. Representatives and direct taxes shall be apportioned among the several states which may be included within this union, according to their respective numbers, which shall be determined by adding to the whole number of free persons, including those bound to service for a term of years, and excluding Indians not taxed, three-fifths of all other persons. The actual enumeration shall be made within three years after the first meeting of the congress of the United States, and within every subsequent term of ten years, in such manner as they shall by law direct. The number of representatives shall not exceed one for every 30,000, but each state shall have at least one representative, and until such enumeration shall be made the state of New Hampshire shall be entitled to choose three; Massachusetts, eight; Rhode Island and Providence Plantations, one; Connecticut, five; New York, six; New Jersey, four; Pennsylvania, eight; Delaware, one; Maryland, six; Virginia, ten; North Carolina, five; South Carolina, five, and Georgia, three.

4. When vacancies happen in the representation from any state the executive authority thereof shall issue writs of election to fill such vacancies.

5. The house of representatives shall choose their speaker and other officers and shall have the sole power of impeachment.

Section III. 1. The senate of the United States shall be composed of two senators from each state, chosen by the legislature thereof, for six years, and each senator shall have one vote.

2. Immediately after they shall be assembled in consequence of the first election they shall be divided, as equally as may be, into three classes. The seats of the senators of the first class shall be vacated at the expiration of the second year; of the second class, at the expiration of the fourth year, and of the third class at the expiration of the sixth year, so that one-third may be chosen every second year, and if vacancies happen by resignation or otherwise, during the recess of the legislature of any state, the executive thereof may make temporary appointments until the next meeting of the legislature, which shall then fill such vacancies.

3. No person shall be a senator who shall not have attained the age of 30 years and been nine years a citizen of the United States, and who shall not, when elected, be an inhabitant of that state for which he shall be chosen.

4. The vice-president of the United States shall be president of the senate, but shall have no vote unless they be equally divided.

5. The senate shall choose their other officers and also a president pro tempore in the absence of the vice-president or when he shall exercise the office of president of the United States.

6. The senate shall have the sole power to try all impeachments. When sitting for that purpose they shall be on oath or affirmation. When the president of the United States is tried the chief justice shall preside, and no person shall be con-

victed without the concurrence of two-thirds of the members present.

7. Judgment, in cases of impeachment, shall not extend further than to removal from office and disqualification to hold and enjoy any office of honor, trust or profit under the United States, but the party convicted shall, nevertheless, be liable and subject to indictment, trial, judgment and punishment according to law.

Section IV. 1. The times, places and manner of holding elections for senators and representatives shall be prescribed in each state by the legislature thereof, but the congress may at any time, by law, make or alter such regulations, except as to the places of choosing senators.

2. The congress shall assemble at least once in every year, and such meeting shall be on the first Monday in December, unless they shall, by law, appoint a different day.

Section V. 1. Each house shall be the judge of the elections, returns and qualifications of its own members, and a majority of each shall constitute a quorum to do business, but a smaller number may adjourn from day to day, and may be authorized to compel the attendance of absent members, in such manner and under such penalties as each house may provide.

2. Each house may determine the rules of its proceedings, punish its members for disorderly behavior, and, with the concurrence of two-thirds, expel a member.

3. Each house shall keep a journal of its proceedings, and from time to time publish the same, excepting such parts as may, in their judgment, require secrecy; and the yeas and nays of the members of either house, on any question, shall, at the desire of one-fifth of those present, be entered on the journal.

4. Neither house, during the session of congress, shall, without the consent of the other, adjourn for more than three days, nor to any other place than that in which the two houses shall be sitting.

Section VI. 1. The senators and representatives shall receive a compensation for their services, to be ascertained by law, and paid out of the treasury of the United States. They shall, in all cases, except treason, felony and breach of the peace, be privileged from arrest during their attendance at the session of their respective houses and in going to or returning from the same, and for any speech or debate in either house they shall not be questioned in any other place.

2. No senator or representative shall, during the time for which he was elected, be appointed to any civil office under the authority of the United States which shall have been created, or the emoluments whereof shall have been increased, during such time, and no person holding any office under the United States shall be a member of either house during his continuance in office.

Section VII. 1. All bills for raising a revenue shall originate in the house of representatives, but the senate may propose or concur with amendments, as on other bills.

2. Every bill which shall have passed the house of representatives and the senate shall, before it becomes a law, be presented to the president of the United States; if he approve, he shall sign it, but if not, he shall return it, with his objections, to that house in which it shall have originated, who shall enter the objections at large on their journal and proceed to reconsider it. If, after such reconsideration, two-thirds of that house shall agree to pass the bill, it shall be sent, together with the objections, to the other house, by which it shall likewise be reconsidered, and if approved by two-thirds of that house it shall become a law. But in all such cases the yeas and nays of both houses shall be determined by yeas and nays, and the names of the persons voting for and against the bill shall be entered on the journal of each house respectively. If any bill shall not be returned by the president within ten days (Sundays excepted) after it shall have been presented to him, the same shall be a law, in like manner as if he had signed it, unless the congress, by their adjourn-

ment, prevent its return, in which case it shall not be a law.

3. Every order, resolution or vote to which the concurrence of the senate and house of representatives may be necessary (except on a question of adjournment) shall be presented to the president of the United States, and before the same shall take effect shall be approved by him, or, being disapproved by him, shall be repassed by two-thirds of the senate and house of representatives, according to the rules and limitations prescribed in case of a bill.

Section VIII. The congress shall have power—

1. To lay and collect taxes, duties, imposts and excises, to pay the debts and provide for the common defense and general welfare of the United States, but all duties, imposts and excises shall be uniform throughout the United States.

2. To borrow money on the credit of the United States.

3. To regulate commerce with foreign nations and among the several states and with the Indian tribes.

4. To establish a uniform rule of naturalization and uniform laws on the subject of bankruptcies throughout the United States.

5. To coin money, regulate the value thereof and of foreign coin, and fix the standard of weights and measures.

6. To provide for the punishment of counterfeiting the securities and current coin of the United States.

7. To establish postoffices and postroads.

8. To promote the progress of science and useful arts by securing, for limited times, to authors and inventors, the exclusive right to their respective writings and discoveries.

9. To constitute tribunals inferior to the Supreme court. To define and punish piracies and felonies committed on the high seas and offenses against the law of nations.

10. To declare war, grant letters of marque and reprisal and make rules concerning captures on land and water.

11. To raise and support armies, but no appropriation of money to that use shall be for a longer term than two years.

12. To provide and maintain a navy.

13. To make rules for the government and regulation of the land and naval forces.

14. To provide for calling forth the militia to execute the laws of the union, suppress insurrections and repel invasions.

15. To provide for organizing, arming and disciplining the militia and for governing such part of them as may be employed in the service of the United States, reserving to the states respectively the appointment of the officers and the authority of training the militia according to the discipline prescribed by congress.

16. To exercise exclusive legislation in all cases whatsoever over such district (not exceeding ten miles square) as may, by cession of particular states and the acceptance of congress, become the seat of government of the United States, and to exercise like authority over all places purchased, by the consent of the legislature of the state in which the same shall be, for the erection of forts, magazines, arsenals, dockyards and all other needful buildings; and,

17. To make all laws which shall be necessary and proper for carrying into execution the foregoing powers and all other powers vested by this constitution in the government of the United States or in any department or officer thereof.

Section IX. 1. The migration or importation of such persons as any of the states now existing shall think proper to admit shall not be prohibited by the congress prior to the year one thousand eight hundred and eight, but a tax or duty may be imposed on such importation, not exceeding \$10 for each person.

2. The privilege of the writ of habeas corpus shall not be suspended, unless when, in cases of rebellion or invasion, the public safety may require it.

3. No bill of attainder or ex post facto law shall be passed.

4. No capitation or other direct tax shall be

laid, unless in proportion to the census or enumeration herebefore directed to be taken.

5. No tax or duty shall be laid on articles exported from any state. No preference shall be given, by any regulation of commerce or revenue, to the ports of one state over those of another; nor shall vessels bound to or from one state be obliged to enter, clear or pay duties in another.

6. No money shall be drawn from the treasury but in consequence of appropriations made by law, and a regular statement and account of receipts and expenditures of all public money shall be published from time to time.

7. No title of nobility shall be granted by the United States, and no person holding any office of profit or trust under them shall, without the consent of congress, accept of any present, emolument, office or title of any kind whatever, from any king, prince or foreign state.

Section X. 1. No state shall enter into any treaty, alliance or confederation; grant letters of marque and reprisal; coin money; emit bills of credit; make anything but gold and silver coin a tender in payment of debts; pass any bill of attainder, ex post facto law, or law impairing the obligation of contracts, or grant any title of nobility.

2. No state shall, without the consent of the congress, lay any imposts or duties on imports or exports except what may be absolutely necessary for executing its inspection laws, and the net produce of all duties and imposts laid by any state on imports or exports shall be for the use of the treasury of the United States, and all such laws shall be subject to the revision and control of the congress. No state shall, without the consent of congress, lay any duty of tonnage, keep troops or ships of war in time of peace, enter into any agreement or compact with another state or with a foreign power or engage in war, unless actually invaded or in such imminent danger as will not admit of delay.

ARTICLE II.

Section I. 1. The executive power shall be vested in a president of the United States of America. He shall hold his office during the term of four years, and together with the vice-president, chosen for the same term, be elected as follows:

2. Each state shall appoint, in such manner as the legislature thereof may direct, a number of electors, equal to the whole number of senators and representatives to which the state may be entitled in the congress, but no senator or representative or person holding an office of trust or profit under the United States shall be appointed an elector.

3. The electors shall meet in their respective states and vote by ballot for two persons, of whom one at least shall not be an inhabitant of the same state with themselves. And they shall make a list of all the persons voted for and of the number of votes for each, which list they shall sign and certify and transmit sealed to the seat of government of the United States, directed to the president of the senate. The president of the senate shall, in the presence of the senate and house of representatives, open all the certificates and the votes shall then be counted. The person having the greatest number of votes shall be the president. If such number be a majority of the whole number of electors appointed, and if there be more than one who have such majority and have an equal number of votes, then the house of representatives shall immediately choose, by ballot, one of them for president; and if no person have a majority, then from the five highest on the list the said house shall, in like manner, choose the president. But in choosing the president the votes shall be taken by states, the representation from each state having one vote; a quorum for this purpose shall consist of a member or members from two-thirds of the states, and a majority of all the states shall be necessary to a choice. In every case after the choice of the president the person having the greatest number of votes of the electors shall be the vice-president. But if there should remain two or more who have equal votes the senate shall choose from them, by

ballot, the vice-president. [The foregoing provisions were changed by the 12th amendment.]

4. The congress may determine the time of choosing the electors and the day on which they shall give their votes, which day shall be the same throughout the United States.

5. No person except a natural-born citizen or a citizen of the United States at the time of the adoption of this constitution shall be eligible to the office of president; neither shall any person be eligible to that office who shall not have attained to the age of 35 years and been fourteen years a resident within the United States.

6. In case of the removal of the president from office or of his death, resignation or inability to discharge the powers and duties of the said office, the same shall devolve on the vice-president; and the congress may, by law, provide for the case of removal, death, resignation or inability both of the president and vice-president, declaring what officer shall then act as president, and such officer shall act accordingly, until the disability be removed or a president shall be elected.

7. The president shall, at stated times, receive for his services a compensation, which shall neither be increased nor diminished during the period for which he shall have been elected, and he shall not receive within that period any other emolument from the United States or any of them.

8. Before he enters on the execution of his office he shall take the following oath or affirmation:

I do solemnly swear (or affirm) that I will faithfully execute the office of president of the United States, and will, to the best of my ability, preserve, protect and defend the constitution of the United States.

Section II. 1. The president shall be commander in chief of the army and navy of the United States and of the militia of the several states when called into the actual service of the United States. He may require the opinion, in writing, of the principal officer in each of the executive departments upon any subject relating to the duties of their respective offices, and he shall have the power to grant reprieves and pardons for offenses against the United States except in cases of impeachment.

2. He shall have power, by and with the advice and consent of the senate, to make treaties, provided two-thirds of the senators present concur, and he shall nominate, and, by and with the advice and consent of the senate, shall appoint ambassadors, other public ministers and consuls, judges of the Supreme court and all other officers of the United States whose appointments are not herein otherwise provided for and which shall be established by law. But the congress may, by law, vest the appointment of such inferior officers as they shall think proper in the president alone, in the courts of law or in the heads of departments.

3. The president shall have power to fill up all vacancies that may happen during the recess of the senate by granting commissions, which shall expire at the end of their next session.

Section III. He shall, from time to time, give to the congress information of the state of the union and recommend to their consideration such measures as he shall judge necessary and expedient. He may, on extraordinary occasions, convene both houses or either of them, and in case of disagreement between them, with respect to the time of adjournment, he may adjourn them to such time as he shall think proper. He shall receive ambassadors and other public ministers. He shall take care that the laws be faithfully executed, and shall commission all officers of the United States.

Section IV. The president, vice-president and all civil officers of the United States shall be removed from office on impeachment and conviction of treason, bribery or other high crimes and misdemeanors.

ARTICLE III.

Section I. The judicial power of the United States shall be vested in one Supreme court and in such inferior courts as the congress may, from time to time, ordain and establish. The judges,

both of the Supreme and inferior courts, shall hold their offices during good behavior, and shall, at stated times, receive for their services a compensation, which shall not be diminished during their continuance in office.

Section II. 1. The judicial power shall extend to all cases, in law and equity, arising under this constitution, the laws of the United States and treaties made or which shall be made, under their authority; to all cases affecting ambassadors, other public ministers and consuls; to all cases of admiralty and maritime jurisdiction; to controversies to which the United States shall be a party; to controversies between two or more states; between a state and citizens of another state; between citizens of different states; between citizens of the same state, claiming lands under grants of different states, and between a state or the citizens thereof and foreign states, citizens or subjects.

2. In all cases affecting ambassadors, other public ministers and consuls and those in which a state shall be a party the Supreme court shall have original jurisdiction. In all the other cases before mentioned the Supreme court shall have appellate jurisdiction, both as to law and fact, with such exceptions and under such regulations as the congress shall make.

3. The trial of all crimes, except in cases of impeachment, shall be by jury, and such trials shall be held in the state where the said crimes shall have been committed, but when not committed within any state the trial shall be at such place or places as the congress may by law have directed.

Section III. 1. Treason against the United States shall consist only in levying war against them or in adhering to their enemies, giving them aid and comfort. No person shall be convicted of treason unless on the testimony of two witnesses to the same overt act or on confession in open court.

2. The congress shall have power to declare the punishment of treason, but no attainder of treason shall work corruption of blood or forfeiture except during the life of the person attainted.

ARTICLE IV.

Section I. Full faith and credit shall be given in each state to the public acts, records and judicial proceedings of every other state. And the congress may, by general laws, prescribe the manner in which such acts, records and proceedings shall be proved and the effect thereof.

Section II. 1. The citizens of each state shall be entitled to all privileges and immunities of citizens in the several states.

2. A person charged in any state with treason, felony or other crime, who shall flee from justice and be found in another state, shall, on demand of the executive authority of the state from which he fled, be delivered up, to be removed to the state having jurisdiction of the crime.

3. No person held to service or labor in one state under the laws thereof, escaping into another, shall, in consequence of any law or regulation therein, be discharged from such service or labor, but shall be delivered up on claim of the party to whom such service or labor may be due.

Section III. 1. New states may be admitted by the congress of this union, but no new state shall be formed or erected within the jurisdiction of any other state, nor any state be formed by the junction of two or more states or parts of states, without the consent of the legislatures of the states concerned as well as of the congress.

2. The congress shall have power to dispose of and make all needful rules and regulations respecting the territory or other property belonging to the United States, and nothing in this constitution shall be so construed as to prejudice any claims of the United States or of any particular state.

Section IV. The United States shall guarantee to every state in this union a republican form of government, and shall protect each of them against invasion, and on application of the legislature or of the executive (when the legislature cannot be convened) against domestic violence.

ARTICLE V.

The congress, whenever two-thirds of both houses shall deem it necessary, shall propose amendments to this constitution, or, on the application of the legislatures of two-thirds of the several states, shall call a convention for proposing amendments, which, in either case, shall be valid to all intents and purposes as part of this constitution, when ratified by the legislatures of three-fourths of the several states or by conventions in three-fourths thereof, as the one or the other mode of ratification may be proposed by the congress; provided, that no amendment which may be made prior to the year one thousand eight hundred and eight shall in any manner affect the first and fourth clauses in the ninth section of the first article, and that no state, without its consent, shall be deprived of its equal suffrage in the senate.

ARTICLE VI.

Section I. 1. All debts contracted and engagements entered into before the adoption of this constitution shall be as valid against the United States under this constitution as under the confederation.

2. This constitution and the laws of the United States which shall be made in pursuance thereof, and all treaties made or which shall be made under authority of the United States, shall be the supreme law of the land, and the judges in every state shall be bound thereby, anything in the constitution or laws of any state to the contrary notwithstanding.

3. The senators and representatives before mentioned and the members of the several state legislatures and all executive and judicial officers, both of the United States and of the several states, shall be bound, by oath or affirmation, to support this constitution, but no religious test shall ever be required as a qualification to any office or public trust under the United States.

ARTICLE VII.

The ratification of the conventions of nine states shall be sufficient for the establishment of this constitution between the states so ratifying the same.

Done in convention, by the unanimous consent of the states present, the seventeenth day of September, in the year of our Lord one thousand seven hundred and eighty-seven, and of the independence of the United States of America the twelfth.

AMENDMENTS TO THE CONSTITUTION.

Proposed by congress and ratified by the legislatures of the several states, pursuant to article V. of the original constitution.

I. Congress shall make no law respecting an establishment of religion or prohibiting the free exercise thereof, or abridging the freedom of speech or of the press, or the right of the people peaceably to assemble and to petition the government for a redress of grievances.

II. A well-regulated militia being necessary to the security of a free state, the right of the people to keep and bear arms shall not be infringed.

III. No soldier shall, in time of peace, be quartered in any house without the consent of the owner; nor in wartime but in a manner to be prescribed by law.

IV. The right of the people to be secure in their persons, houses, papers and effects against unreasonable searches and seizures shall not be violated, and no warrants shall issue but upon probable cause, supported by oath or affirmation, and particularly describing the place to be searched and the persons or things to be seized.

V. No person shall be held to answer for a capital or otherwise infamous crime unless on a presentment or indictment of a grand jury except in cases arising in the land or naval forces or in the militia, when in actual service, in time of war or public danger; nor shall any person be subject for the same offense to be twice put in jeopardy of life or limb; nor shall he be compelled in any criminal case to be a witness against himself, nor be deprived of life, liberty or property without due process of law; nor shall private property be taken for public use without just compensation.

VI. In all criminal prosecutions the accused shall enjoy the right to a speedy and public trial by an impartial jury of the state and district wherein the crime shall have been committed, which district shall have been previously ascertained by law, and to be informed of the nature and cause of the accusation; to be confronted with the witnesses against him; to have compulsory process for obtaining witnesses in his favor, and to have the assistance of counsel for his defense.

VII. In suits at common law, where the value in controversy shall exceed \$20, the right of trial by jury shall be preserved, and no fact tried by a jury shall be otherwise re-examined in any court of the United States than according to the rules of the common law.

VIII. Excessive bail shall not be required, nor excessive fines imposed, nor cruel and unusual punishments inflicted.

IX. The enumeration in the constitution of certain rights shall not be construed to deny or disparage others retained by the people.

X. The powers not delegated to the United States by the constitution nor prohibited by it to the states are preserved to the states respectively or to the people.

XI. The judicial power of the United States shall not be construed to extend to any suit in law or equity commenced or prosecuted against one of the United States by citizens of another state or by citizens or subjects of any foreign state.

XII. Section 1. The electors shall meet in their respective states and vote by ballot for president and vice-president, one of whom at least shall not be an inhabitant of the same state with themselves; they shall name in their ballots the person voted for as president, and in distinct ballots the person voted for as vice-president, and they shall make distinct lists of all persons voted for as president and of all persons voted for as vice-president, and of the number of votes for each, which list they shall sign and certify and transmit sealed to the seat of the government of the United States, directed to the president of the senate; the president of the senate shall, in the presence of the senate and house of representatives, open all the certificates and the votes shall then be counted; the person having the greatest number of votes for president shall be the president, if such number be a majority of the whole number of electors appointed, and if no person have such majority, then from the persons having the highest numbers, not exceeding three, on the list of those voted for as president, the house of representatives shall choose immediately, by ballot, for president. But in choosing the president the votes shall be taken by states, the representation from each state having one vote; a quorum for this purpose shall consist of a member or members from two-thirds of the states, and a majority of all the states shall be necessary to a choice. And if the house of representatives shall not choose a president whenever the right of choice shall devolve upon them before the fourth day of March next following, then the vice-president shall act as president, as in the case of the death or other constitutional disability of the president.

Section 2. The person having the greatest number of votes as vice-president shall be the vice-president, if such number be a majority of the whole number of electors appointed, and if no person have a majority, then from the two highest numbers on the list the senate shall choose a vice-president. A quorum for the purpose shall consist of two-thirds of the whole number of senators and a majority of the whole number shall be necessary to a choice.

Section 3. But no person constitutionally ineligible to the office of president shall be eligible to that of vice-president of the United States.

XIII. Section 1. Neither slavery nor involuntary servitude, except as a punishment for crime whereof the party shall have been duly convicted, shall exist within the United States or any place subject to their jurisdiction.

Section 2. Congress shall have the power to enforce this article by appropriate legislation.

XIV. Section 1. All persons born or naturalized in the United States and subject to the jurisdic-

tion thereof are citizens of the United States and of the state wherein they reside. No state shall make or enforce any law which shall abridge the privileges or immunities of citizens of the United States, nor shall any state deprive any person of life, liberty or property without due process of law, nor deny to any person within its jurisdiction the equal protection of the laws.

Section 2. Representatives shall be apportioned among the several states according to their respective numbers, counting the whole number of persons in each state, excluding Indians not taxed. But when the right to vote at any election for the choice of electors for president and vice-president of the United States, representatives in congress, the executive and judicial officers of a state or the members of the legislature thereof is denied to any of the male inhabitants of such state, being 21 years of age and citizens of the United States, or in any way abridged, except for participation in rebellion or other crime, the basis of representation therein shall be reduced in the proportion which the number of such male citizens shall bear to the whole number of male citizens 21 years of age in such state.

Section 3. No person shall be a senator or representative in congress or elector of president and vice-president, or hold any office, civil or military, under the United States, or under any state who, having previously taken the oath as a member of congress or as an officer of the United States, or as a member of any state legislature, or as an executive or judicial officer of any state, to support the constitution of the United States, shall have engaged in insurrection or rebellion against the same or given aid or comfort to the enemies thereof. But congress may, by a vote of two-thirds of each house, remove such disability.

Section 4. The validity of the public debt of the United States, authorized by law, including debts incurred for payment of pensions and bounties for services in suppressing insurrection or rebellion, shall not be questioned. But neither the United States nor any state shall assume or pay any debt or obligation incurred in aid of insurrection or rebellion against the United States or any claim for the loss or emancipation of any slave, but all such debts, obligations and claims shall be held illegal and void.

Section 5. The congress shall have the power to enforce by appropriate legislation the provisions of this article.

XV. Section 1. The right of citizens of the United States to vote shall not be denied or abridged by the United States or any state on account of race, color or previous condition of servitude.

Section 2. The congress shall have power to enforce this article by appropriate legislation.

XVI. The congress shall have power to lay and collect taxes on incomes, from whatever sources derived, without apportionment among the several states and without regard to any census or enumeration.

XVII. The senate of the United States shall be composed of two senators from each state, elected by the people thereof, for six years, and each senator shall have one vote. The electors in each state shall have the qualifications requisite for electors of the most numerous branch of the state legislatures. When vacancies happen in the representation of any state in the senate, the executive authority of such state shall issue writs of election to fill such vacancies: Provided, That the legislature of any state may empower the executive thereof to make temporary appointment until the people fill the vacancies by election as the legislature may direct.

INCOME TAX LAW PROCLAIMED.

Feb. 25, 1913. Secretary of State Philander C. Knox signed a proclamation announcing the adoption of the income tax amendment as a part of the constitution. The proclamation was as follows:

To All to Whom These Presents May Come, Greeting:

Know ye that the congress of the United States at the first session, 61st congress, in the year 1909

passed a resolution in the words and figures following, to wit:

"Joint resolution proposing an amendment to the constitution of the United States:

"Resolved, by the senate and house of representatives of the United States of America in congress assembled (two-thirds of each house concurring therein), That the following article is proposed as an amendment to the constitution of the United States, which, when ratified by the legislatures of three-fourths of the several states, shall be valid, to all intents and purposes, as a part of the constitution:

"Article 6. The congress shall have power to lay and collect taxes on incomes from whatever source derived without apportionment among the several states and without regard to any census or enumeration."

And further, that it appears from official documents on file in this department that the amendment to the constitution of the United States proposed, as aforesaid, has been ratified by the legislatures of the states of Alabama, Kentucky, South Carolina, Illinois, Mississippi, Oklahoma, Maryland, Georgia, Texas, Ohio, Idaho, Oregon, Washington, California, Montana, Indiana, Nevada, North Carolina, Nebraska, Kansas, Colorado, North Dakota, Michigan, Iowa, Missouri, Maine, Tennessee, Arkansas, Wisconsin, New York, South Dakota, Arizona, Minnesota, Louisiana, Delaware and Wyoming, in all thirty-six.

And further, that the states whose legislatures have so ratified the said proposed amendment constitute three-fourths of the whole number of states of the United States.

And further, that it appears from official documents on file in this department that the legislatures of New Jersey and New Mexico have passed resolutions ratifying the said proposed amendments.

Now, therefore, let it be known that I, Philander C. Knox, secretary of state for the United States, by virtue and in pursuance of section 205 of the revised statutes of the United States, do hereby certify that the amendment aforesaid has become valid to all intents and purposes as a part of the constitution of the United States.

In testimony whereof I have hereunto set my hand and caused the seal of the department of state to be affixed.

(Signed)

PHILANDER C. KNOX.

DIRECT ELECTION OF UNITED STATES SENATORS.

May 31, 1913. Secretary of State William Jennings Bryan signed a proclamation announcing the adoption of the constitutional amendment providing for the direct election of United States senators by the people of the several states. The proclamation was as follows:

To All to Whom These Presents May Come, Greeting:

Know ye that the congress of the United States at the second session, 62d congress, in the year 1912, passed a resolution in the words and figures following, to-wit:

"Joint resolution proposing an amendment to the constitution providing that senators shall be elected by the people of the several states.

"Resolved, by the senate and house of representatives of the United States of America in congress assembled (two-thirds of each house concurring therein), That in lieu of the first paragraph of section 3 of article I. of the constitution of the United States, and in lieu of so much of paragraph 2 of the same section as relates to the filling of vacancies, the following be proposed as an amendment to the constitution, which shall be valid to all intents and purposes as part of the constitution when ratified by the legislatures of three-fourths of the states:

"The senate of the United States shall be composed of two senators from each state, elected by the people thereof, for six years, and each senator shall have one vote. The electors in each state shall have the qualifications requisite for electors of the most numerous branch of the state legislatures.

"When vacancies happen in the representation of any state in the senate, the executive authority

of such state shall issue writs of election to fill such vacancies: Provided, That the legislature of any state may empower the executive thereof to make temporary appointment until the people fill the vacancies by election as the legislature may direct.

"This amendment shall not be so construed as to affect the election or term of any senator chosen before it becomes valid as part of the constitution."

And, further, that it appears from official documents on file in this department that the amendment to the constitution of the United States proposed as aforesaid has been ratified by the legislatures of the states of Massachusetts, Arizona, Minnesota, New York, Kansas, Oregon, North Carolina, California, Michigan, Idaho, West Virginia, Nebraska, Iowa, Montana, Texas, Washington, Wyoming, Colorado, Illinois, North Dakota, Nevada, Vermont, Maine, New Hampshire, Oklahoma, Ohio, South Dakota, Indiana, Missouri, New Mex-

ico, New Jersey, Tennessee, Arkansas, Connecticut, Pennsylvania and Wisconsin.

And, further, that the states whose legislatures have so ratified the said proposed amendment constitute three-fourths of the whole number of states in the United States.

Now, therefore, be it known that I, William Jennings Bryan, secretary of state of the United States, by virtue and in pursuance of section 205 of the revised statutes of the United States, do hereby certify that the amendment aforesaid has become valid to all intents and purposes as a part of the constitution of the United States.

In testimony whereof, I have hereunto set my hand and caused the seal of the department of state to be affixed.

Done at the city of Washington, this thirty-first day of May, in the year of our Lord one thousand nine hundred and thirteen and of the independence of the United States of America the one hundred and thirty-seventh.

[Seal] WILLIAM JENNINGS BRYAN.

SABOTAGE, SYNDICALISM AND DIRECT ACTION.

SABOTAGE.

The word sabotage is derived from the French "sabot," meaning wooden shoe. Originally the term "sabotage" was used as a slang expression for working clumsily, but since 1897 it has been employed to describe a principle or method of labor warfare. It has been variously defined as being equivalent to "bad work for bad wages," to the old Scotch "go canny" ("go slow") and to "soldiering." As generally understood it means the substitution of secretly inefficient, unprofitable or even destructive work for the open strike by employees who are dissatisfied with their wages or conditions of labor; in the more extreme cases it means secret violence, such as tampering with machinery or spoiling the products of industry.

"It is," says John Spargo in his book on "Syndicalism, Industrial Unionism and Socialism," "a principle of action capable of an almost infinite variety of applications. It may involve violence or it may be peaceful. It may involve destruction of property or it may not. It may be based on illegal acts or it may not. It may consist of telling lies or of telling the simple truth. It is, therefore, exceedingly difficult to formulate a satisfactory definition of it clearly, though we may understand its meaning. It is essentially a furtive and stealthy policy, practiced by individual workers, having for its aim the obstruction of industry and business to such an extent that employers will suffer a loss of profits so great as to be compelled to grant the workers' demand."

Arturo M. Giovanetti, a defender and advocate of sabotage, gives two definitions as follows:

"A. Any conscious and willful act on the part of one or more workers intended to slacken and reduce the output of production in the industrial field, or to restrict trade and reduce profits in the commercial field, in order to secure from their employers better conditions or to enforce those promised or maintain those already prevailing, when no other way of redress is open.

"B. Any skillful operation on the machinery of production intended not to destroy it or permanently render it defective, but only temporarily to disable it and put it out of running condition in order to make impossible the work of scabs and thus secure the complete and real stoppage of work during a strike."

SYNDICALISM.

Syndicalism, as commonly understood in America, is that type of radical trade unionism which aims to destroy the state as at present constituted and make labor supreme. It had its origin in the

French Confederation Generale du Travail (General Confederation of Labor), an organization of workers known for their advocacy of violence in the settlement of differences between capital and labor. "Briefly stated," says Samuel P. Orth in "Socialism and Democracy in Europe," "it is class war in its most violent form without the aid of parliaments and politics; with the engineery of the general strike, and the spirit of universal upheaval and anarchy."

"Syndicalism," says John Spargo, "is a form of labor unionism which aims at the abolition of the capitalist system based upon the exploitation of the workers and its replacement by a new social order free from class domination and exploitation. Its distinctive principle as a practical movement is that these ends are to be attained by the direct actions of the unions, without parliamentary action or the intervention of the state. The distinctive feature of its ideal is that in the new social order the political state will not exist, the only form of government being the administration of industry directly by the workers themselves."

In America the syndicalist movement is led by the Industrial Workers of the World, of which William D. Haywood is the best known representative.

DIRECT ACTION.

"Direct action" in industrial disputes is any action taken by the workers without the intervention of the state. It includes sabotage, strikes, boycotts, assaults on the person, destruction of property and violence of all kinds. It is defined by its advocates as any method which drives the employer, either by interest or fear, to yield to labor's demand.

THE GENERAL STRIKE.

The "general strike" may be defined as the cessation of labor by workers of many kinds for some economic or political purpose. As the term is now employed, such a strike is usually national in scope and the benefit sought is of wide application. Thus the Swedish general strike of 1909 was for more wages and shorter hours for working people in general. This was an economic strike, but proved a failure. The general strike in Belgium in 1913 was for the reform of the electoral system and was a success in that the government was obliged to take the matter up for consideration, which was all that the strikers asked. There have been a considerable number of these strikes in recent years with varying results. The general strike advocated by the syndicalists is the cessation of all work for the purpose of destroying capitalism and establishing a new social and industrial order.

JUDICIAL RECALL IN CALIFORNIA.

Charles Weller, a police judge in San Francisco, Cal., was "recalled" April 22, 1913, by a vote of 30,754 to 29,934. Wiley F. Crist being elected in his place. The charge against Judge Weller was that he had permitted the assault of a young girl to escape by reducing his bail to such an extent that

he forfeited it and escaped. It was found that he had in many similar cases fixed bail at an unduly small amount. The recall election was held under the constitutional provision adopted by California in 1911 and was the first of its kind in the United States.

HOLIDAYS IN THE UNITED STATES.

GENERALLY OR LOCALLY OBSERVED.

Arbor Day—Usually fixed by governor.
 Bennington Battle Day—Aug. 16.
 Christmas Day—Dec. 25.
 Columbus Day—Oct. 12.
 Confederate Memorial Day—See Decoration day.
 Davis, Jefferson, Birthday—June 3.
 Decoration Day—Federal, May 30; confederate, April 26 (Alabama, Georgia, Florida, Mississippi) and May 10 (North and South Carolina).
 Election Days—See Election Calendar.
 Flag Day—June 14; designated by governor.
 Georgia Day—Feb. 12.
 Independence Day—July 4.
 Jefferson's Birthday—April 13.
 Labor Day—First Monday in September.
 Landing Day—July 25 (Porto Rico).
 Lee's Birthday—Jan. 19.
 Lincoln's Birthday—Feb. 12.
 Maine (Battle Ship) Day—Feb. 15.
 Mardi Gras—February (New Orleans).
 McKinley Day—Jan. 29.
 Mecklenburg Independence Declaration—May 20.
 Memorial Day—See Decoration day.
 Mothers' Day—Second Sunday in May.
 New Orleans, Battle of—Jan. 8.
 New Year's Day—Jan. 1.
 Patriots' Day—April 19 (Maine, Massachusetts).
 Pioneers' Day—July 15 (Idaho), July 24 (Utah).
 Texas Independence Day—March 2.
 Thanksgiving Day—Last Thursday in November.
 Washington's Birthday—Feb. 22.

HOLIDAYS IN THE VARIOUS STATES.

Alabama—Jan. 1; Jan. 19 (Lee's birthday); Feb. 22; Mardi Gras (the day before Ash Wednesday, first day of Lent); Good Friday (the Friday before Easter); April 26 (Confederate Memorial day); June 3 (Jefferson Davis' birthday); July 4; Labor day (first Monday in September); Thanksgiving day (last Thursday in November); Dec. 25.
 Alaska—Jan. 1; Feb. 22; May 30 (Memorial day); July 4; Thanksgiving day; Dec. 25.
 Arizona—Jan. 1; Arbor day (first Monday in February); Feb. 22; May 30; July 4; general election day; Thanksgiving day; Dec. 25.
 Arkansas—Jan. 1; Feb. 22; July 4; Thanksgiving day; Oct. 12 (Columbus day); Dec. 25.
 California—Jan. 1; Feb. 22; May 30; July 4; Sept. 9 (Admission day); Labor day (first Monday in September); Oct. 12; general election day in November; Thanksgiving day; Dec. 25.
 Colorado—Jan. 1; Feb. 22; Arbor and School day (third Friday in April); May 30; July 4; first Monday in September; general election day; Oct. 12; Thanksgiving day; Dec. 25; every Saturday afternoon from June 1 to Aug. 31 in the city of Denver.
 Connecticut—Jan. 1; Feb. 12 (Lincoln's birthday); Feb. 22; Good Friday; May 30; July 4; Labor day (first Monday in September); Thanksgiving day; Dec. 25.
 Delaware—Jan. 1; Feb. 12; Feb. 22; May 30; July 4; first Monday in September; Oct. 12; Thanksgiving day; Dec. 25.
 District of Columbia—Jan. 1; Feb. 22; March 4 (Inauguration day); May 30; July 4; first Monday in September; Thanksgiving day; Dec. 25.
 Florida—Jan. 1; Jan. 19 (Lee's birthday); Arbor day (first Friday in February); Feb. 22; April 26 (Confederate Memorial day); June 3 (Jefferson Davis' birthday); July 4; first Monday in September; Thanksgiving day; general election day; Dec. 25.
 Georgia—Jan. 1; Jan. 19 (Lee's birthday); Feb. 22; April 26 (Confederate Memorial day); June 3 (Jefferson Davis' birthday); July 4; first Monday in September; Thanksgiving day; Arbor day (first Friday in December); Dec. 25.
 Idaho—Jan. 1; Feb. 22; Arbor day (first Friday after May 1); July 4; first Monday in September; Oct. 12; general election day; Thanksgiving day; Dec. 25.
 Illinois—Jan. 1; Feb. 12 (Lincoln's birthday); Feb. 22; May 30; July 4; Labor day (first Monday in September); Oct. 12 (Columbus day);

general, state, county and city election days; Saturday afternoons; Thanksgiving day; Dec. 25; Arbor, Bird, Flag and Mothers' days are appointed by the governor, but are not legal holidays. Like McKinley day (Jan. 29), "Remember the Maine" day (Feb. 15), Douglas day (April 23), they are observed by special exercises, flag displays, etc.; banks are not closed. Arbor and Bird days usually come on the third Friday of April in the northern part of the state and the fourth Friday of October in the southern part. Flag day is June 14 and Mothers' day the second Sunday in May.
 Indiana—Jan. 1; Feb. 22; May 30; July 4; first Monday in September; Oct. 12; general election day; Thanksgiving day; Dec. 25.
 Indian Territory—July 4; Dec. 25.
 Iowa—Jan. 1; Feb. 22; May 30; July 4; first Monday in September; general election day; Thanksgiving day; Dec. 25.
 Kansas—The only holidays by statute are Feb. 12; Feb. 22; May 30; Labor day (first Monday in September) and Arbor day; Oct. 12; but the days commonly observed in other states are holidays by general consent.
 Kentucky—Jan. 1; Feb. 22; May 30; first Monday in September; Oct. 12; Thanksgiving day; general election day; Dec. 25.
 Louisiana—Jan. 1; Jan. 8 (anniversary of the battle of New Orleans); Feb. 22; Mardi Gras (day before Ash Wednesday); Good Friday (Friday before Easter); April 26 (Confederate Memorial day); July 4; Nov. 1 (All Saints' day); general election day; fourth Saturday in November (Labor day, in the parish of New Orleans only); Dec. 25; every Saturday afternoon in New Orleans.
 Maine—Jan. 1; Feb. 22; Good Friday; May 30; July 4; Labor day; Thanksgiving day; Dec. 25.
 Maryland—Jan. 1; Feb. 22; May 30; July 4; first Monday in September; Sept. 12 (Defenders' day); Oct. 12; general election day; Dec. 25; every Saturday afternoon.
 Massachusetts—Feb. 22; April 19 (Patriots' day); May 30; July 4; first Monday in September; Thanksgiving day; Dec. 25.
 Michigan—Jan. 1; Feb. 22; Oct. 12; general election day; May 30; July 4; first Monday in September; Thanksgiving day; Dec. 25.
 Minnesota—Jan. 1; Feb. 12; Feb. 22; Good Friday (Friday before Easter); May 30; July 4; first Monday in September; Thanksgiving day; general election day; Dec. 25; Arbor day (as appointed by the governor).
 Mississippi—First Monday in September; by common consent July 4; Thanksgiving day and Dec. 25 are observed as holidays.
 Missouri—Jan. 1; Feb. 22; May 30; July 4; Labor day; Oct. 12; general election day; Thanksgiving day; Dec. 25; every Saturday afternoon in cities of 100,000 or more inhabitants.
 Montana—Jan. 1; Feb. 22; Arbor day (third Tuesday in April); May 30; July 4; first Monday in September; Oct. 12; general election day; Thanksgiving day; Dec. 25; any day appointed by the governor as a fast day.
 Nebraska—Jan. 1; Feb. 22; Arbor day (April 22); May 30; July 4; first Monday in September; Thanksgiving day; Dec. 25.
 Nevada—Jan. 1; Feb. 22; July 4; Thanksgiving day; Dec. 25.
 New Hampshire—Feb. 22; fast day appointed by the governor; May 30; July 4; first Monday in September; Thanksgiving day; general election day; Dec. 25.
 New Jersey—Jan. 1; Feb. 12; Feb. 22; May 30; July 4; first Monday in September; Oct. 12; general election day; Thanksgiving and fast days, and every Saturday afternoon.
 New Mexico—Jan. 1; July 4; Thanksgiving and fast days; Dec. 25; Decoration, Labor and Arbor days appointed by the governor.
 New York—Jan. 1; Feb. 12; Feb. 22; May 30; July 4; first Monday in September; Oct. 12; general election day; Thanksgiving and fast days; Dec. 25; every Saturday afternoon.
 North Carolina—Jan. 1; Jan. 19 (Lee's birthday); May 10 (Confederate Memorial day); May 20

- (anniversary of the signing of the Mecklenburg declaration of independence); July 4; state election day in August; first Thursday in September (Labor day); Thanksgiving day; Dec. 25; every Saturday afternoon.
- North Dakota—Jan. 1; Feb. 12; Feb. 22; May 30; July 4; Arbor day (when appointed by the governor); general election day; Thanksgiving day; Dec. 25.
- Ohio—Jan. 1; Feb. 22; May 30; July 4; first Monday in September; Oct. 12; general election day; Thanksgiving day; Dec. 25; every Saturday afternoon in cities of 50,000 or more inhabitants.
- Oklahoma—Jan. 1; Feb. 22; May 30; July 4; Oct. 12; general election day; Thanksgiving day; Dec. 25.
- Oregon—Jan. 1; Feb. 22; May 30; first Saturday in June; July 4; first Monday in September; general election day; Thanksgiving day; public last day; Dec. 25.
- Pennsylvania—Jan. 1; Feb. 12; Feb. 22; May 30; Good Friday; July 4; first Monday in September; Oct. 12; general election day; Thanksgiving day; Dec. 25; every Saturday afternoon.
- Philippines—Jan. 1; Feb. 22; Thursday and Friday of Holy week; July 4; Aug. 13; Thanksgiving day; Dec. 25; Dec. 30.
- Porto Rico—Jan. 1; Feb. 22; Good Friday; May 30; July 4; July 25 (Landing day); Thanksgiving day; Dec. 25.
- Rhode Island—Jan. 1; Feb. 22; second Friday in May (Arbor day); May 30; July 4; first Monday in September; Oct. 12; general election day; Thanksgiving day; Dec. 25.
- South Carolina—Jan. 1; Jan. 19 (Lee's birthday); Feb. 22; May 10 (Confederate Memorial day); June 3 (Jefferson Davis' birthday); general election day; Thanksgiving day; Dec. 25, 26, 27.
- South Dakota—Same as in North Dakota.
- Tennessee—Jan. 1; Good Friday; May 30; July 4; first Monday in September; general election day; Thanksgiving day; Dec. 25; every Saturday afternoon.
- Texas—Jan. 1; Feb. 22 (Arbor day); March 2 (anniversary of Texas independence); April 21 (anniversary of battle of San Jacinto); July 4; first Monday in September; Oct. 12; general election day; appointed fast days; Thanksgiving day; Dec. 25.
- Utah—Jan. 1; Feb. 22; April 15 (Arbor day); May 30; July 4; July 24 (Pioneer day); first Monday in September; Thanksgiving day and appointed fast days; Dec. 25.
- Vermont—Jan. 1; Feb. 22; May 30; July 4; Aug. 16 (Bennington Battle day); Labor day; Oct. 12; Thanksgiving day; Dec. 25.
- Virginia—Jan. 1; Jan. 19 (Lee's birthday); Feb. 22; July 4; first Monday in September; Thanksgiving and appointed fast days; Dec. 25; every Saturday afternoon.
- Washington—Jan. 1; Feb. 12 (Lincoln's birthday); Feb. 22; May 30; July 4; first Monday in September; Oct. 12; general election day; Thanksgiving day; Dec. 25.
- West Virginia—Jan. 1; Feb. 12; Feb. 22; May 30; July 4; Labor day; general election day; Thanksgiving day; Dec. 25.
- Wisconsin—Jan. 1; Feb. 22; May 30; July 4; first Monday in September; general election day; Thanksgiving day; Dec. 25.
- Wyoming—Jan. 1; Feb. 12; Feb. 22; May 30; July 4; first Monday in September; general election day; Dec. 25.

The national holidays, such as July 4, New Year's, etc., are such by general custom and observance and not because of congressional legislation. Congress has passed no laws establishing holidays for the whole country. It has made Labor day a holiday in the District of Columbia, but the law is of no effect elsewhere.

GREAT EARTHQUAKES IN MODERN TIMES.

SAN FRANCISCO, CAL.

Date—April 18, 1906.
Lives lost—452.
Persons injured—1,500.
Persons made homeless—265,000.
Property loss—\$350,000,000 (estimated).
Loss of insurance companies—\$132,823,067.21.
Buildings destroyed—60,000.
Blocks or squares burned—453.
Area of burned district—3.96 square miles.
Relief appropriation by congress—\$2,500,000.
Relief subscription—\$11,000,000.

VALPARAISO, CHILE.

Date—Aug. 16, 1906.
Lives lost—1,500.
Property loss—\$100,000,000.

KINGSTON, JAMAICA.

Date—Jan. 14, 1907.
Lives lost—1,100.
Persons injured—2,000.
Property loss—\$25,000,000.
Buildings destroyed—6,000.
Area of ruined district—50 acres.
Area affected by earthquake—300 acres.
Duration of first shock—35 seconds.
Duration of fire after earthquake—40 hours.

SICILY AND CALABRIA.

Date—Dec. 28, 1908.
Day of week—Monday.
Hour—5:23 a. m.
Duration of shock—35 seconds.
Lives lost—76,483.
Persons injured—95,470.
Persons made homeless—1,100,000.
Property destroyed—(No estimate attempted).
Region affected—Northeastern Sicily and southwestern Calabria.
Chief cities and towns destroyed or damaged—In Sicily: Messina, Faro, Santa Teresa, Scalotta. In Calabria: Reggio, Gallico, San Giovanni, San Eufemia, Pellaro, Palmi, Cannitello.

CARTAGO, COSTA RICA.

Date—May 5, 1910.
Hour—7 p. m.
Lives lost—1,500.

TURKEY.

Date—Aug. 9, 1912.
Lives lost—3,000.
Persons injured—6,000.
Persons homeless—40,000.

PRESIDENTIAL ELECTION IN FRANCE.

Raymond Poincaré, lawyer, member of the French academy and statesman, was elected president of France at Versailles, Jan. 17, 1913, for the seven year term ending February, 1920. His closest competitor for the honor was Jules Pams, minister of agriculture. The vote on the first ballot was indecisive, as no candidate received a majority, but on the second M. Poincaré received 483 votes to 296 for M. Pams and 69 for Marie Edouard Valliant.

Presidential elections in France take place in Versailles, the choice being made by the national assembly, composed of both chambers of parliament. The people of the country have no direct

voice in the matter. Following is a list of the presidents of France since the establishment of the third republic and the dates of their election:

- M. Thiers, Aug. 31, 1871.
- Marshal MacMahon, May 24, 1873.
- Jules Grevy, Jan. 30, 1879.
- Marie F. S. Carnot, Dec. 3, 1887.
- Jean Casimir Perier, June 27, 1894.
- François Felix Faure, Jan. 17, 1895.
- Emile Loubet, Feb. 18, 1899.
- Armand Fallières, Jan. 18, 1906.
- Raymond Poincaré, Jan. 17, 1913.

- UNITED STATES REVENUE CUTTER SERVICE.

In a general way the duties which the revenue cutter service is called upon to perform may be classified as follows:

1. Assistance of vessels in distress.
2. Co-operation with the navy in times of war.
3. Destruction of derelicts and other menaces to navigation.
4. Protection of the customs revenue.
5. Enforcement of the navigation and other laws governing merchant vessels and motor boats.
6. Regulation and policing of regattas and marine parades.
7. Enforcement of laws relating to anchorage of vessels.
8. Enforcement of the neutrality laws.
9. Enforcement of quarantine and immigration laws.
10. Suppression of mutinies on board merchant vessels.
11. Protection of game and the seal and other fisheries in Alaska; suppression of illegal traffic in firearms, ammunition and spirits in Alaska.
12. Co-operation with the life-saving service by the instruction, drilling and inspection of its crews.

The revenue cutter service, which is organized on a military basis, is under control of the secretary of the treasury, the assistant secretary having supervision. The administration is in charge of a captain commandant, whose office is in Washington, D. C. The authorized commissioned personnel consists of 159 line officers, 81 engineer officers and 2 constructors, a total of 242. The total authorized complement of warrant officers, petty officers and men is 1,576. Commissioned officers are appointed from cadets at the School of Instruction, New London, Conn. The school course extends over three years and embraces instruction in professional and academic subjects. Admission is by competitive examination and candidates must not be less than 18 nor more than 24 years of age. Candidates for the engineer corps must be not less than 21 nor more than 26 years of age.

Warrant officers are appointed by the secretary of the navy and hold their appointments during good behavior. Petty officers and other men are enlisted for periods of one year. After three successive enlistments an increase in pay is allowed; the law also provides an annual sum for uniforms. Efficiency in the enlisted ranks is rewarded by promotion to the several grades of petty officers and the warrant officers are selected from the petty officers as vacancies occur. The pay of the commissioned personnel is fixed by congress to correspond with the pay and allowances of like rank in the army.

By law the officers of the revenue cutter service rank as follows:

Captain commandant, with colonel in army and captain in navy.

Senior captain and engineer in chief, with lieutenant-colonel in army and commander in the navy.

Captain and captain of engineers, with major in army and lieutenant-commander in navy.

First lieutenant and first lieutenant of engineers, with captain in army and senior lieutenant in navy.

Second lieutenant and second lieutenant of engineers, with first lieutenant in army and junior lieutenant in navy.

Third lieutenant and third lieutenant of engineers, with second lieutenant in army and ensign in navy.

Following are the names, dates of construction (in parentheses), chief dimensions, tonnage, armament, speed and headquarters of the vessels of the revenue cutter service:

FIRST CLASS VESSELS.

Acushnet (1908)—Length, 152 feet; beam, 29 feet; draft, 13 feet 9 inches; displacement, 800 tons; two one-pounder guns; speed, 12½ knots; Woods Hole, Mass.

Algonquin (1898)—Length 205 feet 6 inches; beam, 32 feet; draft, 13½ feet; displacement, 1,181 tons;

four six-pounder guns; speed, 16 knots; San Juan, P. R.

Androscoggin (1908)—Length, 210 feet; beam, 35 feet 2 inches; draft, 17½ feet; displacement, 1,600 tons; four six-pounder guns; Portland, Me.

Apache (1891)—Length, 138 feet; beam, 29 feet; draft, 9 feet 3 inches; displacement, 700 tons; three three-pounder guns; Baltimore, Md.

Bear (1874)—Length, 193 feet; beam 23½ feet; draft, 18 feet 2 inches; displacement, 1,700 tons; speed, 8 knots; three six-pounder guns; San Diego, Cal.

Gresham (1897)—Length, 205½ feet; beam, 32 feet; draft, 12½ feet; displacement, 1,090 tons; speed, 17 knots; four six-pounder guns; Boston, Mass.

Itasca (1893)—Length, 189½ feet; beam, 32 feet; draft, 13 feet 10 inches; displacement, 980 tons; speed, 14½ knots; four six-pounder guns; practice ship.

McCulloch (1897)—Length, 219 feet; beam, 32 feet 6 inches; draft, 15 feet 11 inches; displacement, 1,400 tons; four six-pounder guns; San Francisco, Cal.

Manning (1897)—Length, 205 feet; beam, 32 feet; draft, 13 feet 9 inches; displacement, 1,150 tons; speed, 17 knots; four six-pounder guns; Astoria, Ore.

Miami (1912)—Length, 190 feet; beam, 32½ feet; draft, 14 feet 1 inch; displacement, 1,300 tons; three six-pounder guns; speed, 12½ knots; Key West, Fla.

Mohawk (1902)—Length, 205½ feet; beam, 32 feet; draft, 12 feet 7 inches; displacement, 1,150 tons; four six-pounder guns; New York, N. Y.

Onondaga (1898)—Length, 205½ feet; beam, 32 feet; draft, 13 feet 2 inches; displacement, 1,190 tons; four six-pounder guns; Norfolk, Va.

Seminole (1900)—Length, 188 feet; beam, 29½ feet; draft, 11 feet 8 inches; displacement, 845 tons; nominal speed, 16½ knots; four six-pounder guns; Wilmington, N. C.

Seneca (1908)—Length, 204 feet; beam, 34 feet; draft, 17 feet 3 inches; displacement, 1,445 tons; speed, 12½ knots; four six-pounder guns; used exclusively as a derelict destroyer; New York, N. Y.

Snohomish (1907)—Length, 152 feet; beam, 29 feet; draft, 15 feet 5 inches; displacement, 880 tons; two one-pounder guns; used chiefly for life saving purposes on north Pacific coast; Port Angeles, Wash.

Tahoma (1909)—Length, 191 feet 8 inches; beam, 32½ feet; draft, 14½ feet; displacement, 1,215 tons; four six-pounder guns; Port Townsend, Wash.

Thetis (1881)—Length, 183½ feet; beam, 29 feet; draft, 17 feet 10 inches; displacement, 1,250 tons; three three-pounders; Honolulu, H. I.

Tuscarora (1902)—Length, 178 feet; beam, 30 feet; draft, 10 feet 11 inches; displacement, 740 tons; one three-pounder gun; Milwaukee, Wis.

Unaiga (1912)—Length, 190 feet; beam, 32½ feet; draft, 14 feet 1 inch; displacement, 1,180 tons; speed, 12½ knots; three six-pounder guns; Juneau, Alaska.

Yamacraw (1909)—Length, 191 feet 8 inches; beam, 32½ feet; draft, 13 feet; displacement, 1,080 tons; four six-pounders; Savannah, Ga.

SECOND CLASS VESSELS.

Colfax—Length, 179 feet 5 inches; beam 25 feet; draft, 10 feet; displacement, 486 tons; used as station ship at service depot, Arundel Cove, Md.

Morrill (1889)—Length 145 feet 3 inches; beam 24 feet; draft, 9½ feet; displacement, 420 tons; one three-pounder gun; Detroit, Mich.

Pamlico (1907)—Length, 158 feet; beam, 30 feet; draft, 5 feet 8 inches; displacement, 450 tons; two three-pounder guns; Newbern, N. C.

Windom (1896)—Length, 170 feet 8 inches; beam, 27 feet; draft, 9½ feet; displacement, 670 tons; three three-pounder guns; Galveston, Tex.

Winona (1890)—Length, 148½ feet; beam, 26 feet 3 inches; draft, 6 feet 10 inches; displacement, 400 tons; one three-pounder gun; Mobile, Ala.

Woodbury (1864)—Length, 146½ feet; beam, 28½ feet; draft, 11 feet 7 inches; displacement, 500 tons; one three-pounder gun; Eastport, Me.

THIRD CLASS VESSELS AND LAUNCHES.

Alert (1907)—Launch; length, 61½ feet; Mobile, Ala.
 Arcata (1903)—Tug, length, 85 feet; displacement, 140 tons; Port Townsend, Wash.
 Calumet (1894)—Harbor boat; length, 94½ feet; displacement, 170 tons; New York, N. Y.
 Davy (1908)—Harbor vessel; length, 92½ feet; displacement, 180 tons; New Orleans, La.
 Golden Gate (1896)—Harbor vessel; length, 110 feet; displacement, 240 tons; San Francisco, Cal.
 Guide (1907)—Motor boat; length, 70 feet; New York, N. Y.
 Guthrie (1895)—Harbor vessel; length, 88 feet; displacement, 150 tons; Baltimore, Md.
 Hartley (1875)—Harbor vessel; length, 64½ feet; displacement, 65 tons; San Francisco, Cal.
 Hudson (1893)—Harbor vessel; length, 96½ feet; displacement, 180 tons; New York, N. Y.
 Mackinack (1903)—Harbor vessel; length, 110 feet; displacement, 240 tons; Sault Ste. Marie, Mich.
 Manhattan (1873)—Harbor vessel; length, 102 feet; displacement, 145 tons; New York, N. Y.
 Patrol (1899)—Motor launch; length, 36 feet 2 inches; Chicago, Ill.
 Penrose (1883)—Launch; length, 67 feet; Pensacola, Fla.
 Scout (1896)—Steam launch; length, 65 feet; Port Townsend, Wash.
 Tybee (1895)—Steam launch; length, 63 feet; Savannah, Ga.
 Vigilant (1910)—Motor launch; length, 45 feet; Sault Ste. Marie, Mich.
 Winnisimmet (1903)—Harbor vessel; length, 96½ feet; displacement, 180 tons; Boston, Mass.

Wissahickon (1904)—Harbor vessel; length, 96½ feet; displacement, 195 tons; Philadelphia, Pa.

OPERATIONS IN 1912.*

Lives saved from drowning.....	106
Persons on board vessels assisted.....	2,212
Persons in distress cared for.....	275
Vessels boarded and papers examined..	24,918
Vessels seized or reported for violation of law.....	1,208
Fines and penalties incurred by vessels reported	\$224,210.00
Regattas and marine parades patrolled..	31
Derelicts removed or destroyed.....	45
Vessels to which assistance was given..	260
Value of vessels assisted.....	\$10,545,573.00
Value of derelicts recovered.....	\$166,175.00
Appropriation for 1912.....	\$2,463,000.00
Expended for maintenance and repairs..	\$2,458,246.56
*Fiscal year ended June 30.	

ADMINISTRATION, 1912-1913.

Chief of Division—Captain Commandant Ellsworth P. Bertholf.
 Assistant Chief of Division—Henry S. Merrill.
 Superintendent Construction and Repairs—Senior Captain Howard Emery.
 Engineer in Chief—Charles McAllister.
 Personnel and Operations—Capt. Preston H. Uberroth.
 Equipment Officer—First Lieutenant Leonard T. Cutter.
 Ordnance Officer—First Lieutenant Bernard H. Camden.

FREE PUBLIC EMPLOYMENT OFFICES.

Free employment bureaus have been established in a number of states, chiefly for two reasons: First, the necessity of curbing the evils of private agencies through competition, and, second, the belief that it is the duty of the state to make some provision for its unemployed. According to a bulletin of the United States bureau of labor issued in March, 1913, employment agencies maintained by the state and designated as either free employment bureaus or free employment offices, now exist in fifteen states. Following is a list of these states, with the year of the passage of the law creating such bureaus and the number and location of such offices:

Colorado, 1907, 3 offices; Colorado Springs, Denver, Pueblo.
 Connecticut, 1905, 5 offices; Bridgeport, Hartford, New Haven, Norwich, Waterbury.
 Illinois, 1899, 6 offices; 3 in Chicago, 1 each in Peoria, East St. Louis, Springfield.
 Indiana, 1909, 1 office; Indianapolis.
 Kansas, 1901, 1 office; Topeka.
 Maryland, 1902, 1 office; Baltimore.
 Massachusetts, 1906, 3 offices; Boston, Fall River, Springfield.
 Michigan, 1905, 5 offices; Detroit, Grand Rapids, Jackson, Kalamazoo, Saginaw. Three other offices had been authorized for Bay City, Battle Creek and Muskegon, but were not established at the time of the report.
 Minnesota, 1905, 3 offices; Duluth, Minneapolis, St. Paul.
 Missouri, 1899, 3 offices; Kansas City, St. Joseph, St. Louis.

Ohio, 1890, 5 offices; Cleveland, Columbus, Cincinnati, Dayton, Toledo.
 Oklahoma, 1908, 3 offices; Oklahoma, Muskogee, Enid.
 Rhode Island, 1908, 1 office; Providence.
 West Virginia, 1901, 1 office; Wheeling.
 Wisconsin, 1901, 4 offices; LaCrosse, Milwaukee, Oshkosh, Superior.

Free municipal employment bureaus are also maintained in Los Angeles and Sacramento, Cal.; Butte and Great Falls, Mont.; Newark, N. J.; Seattle, Tacoma, Spokane and Everett, Wash. Various philanthropic and semiphilanthropic agencies are engaged in the distribution of labor in all large cities. Among these may be mentioned immigrant societies, municipal lodging houses, public and private charity associations, the Salvation Army, Volunteers of America and the Young Men's and Young Women's Christian associations. The Y. M. C. A. branches secured positions for 31,539 unemployed persons in 1910 and for 30,525 in 1911. The results accomplished at the state free employment agencies are shown by the following statistics of positions secured for unemployed persons:

State and year.	Pos.	State and year.	Pos.
Colorado, 1910.....	18,865	Minnesota, 1910.....	51,713
Connecticut, 1910.....	8,126	Missouri, 1911.....	6,827
Indiana, 1911.....	2,846	Ohio, 1911.....	47,903
Illinois, 1911.....	59,827	Oklahoma, 1911.....	14,942
Kansas, 1911.....	3,290	Rhode Island, 1911..	1,728
Maryland, 1911.....	1,271	W. Virginia, 1912....	1,936
Massachusetts, 1911..	56,463	Wisconsin, 1910.....	23,852
Michigan, 1911.....	46,757		

FLOWER AND GEM SYMBOLS OF MONTHS.

Month.	Flower.	Gem.
January.....	Snowdrop.....	Garnet.
February.....	Primrose.....	Amethyst.
March.....	Violet.....	Bloodstone.
April.....	Daisy.....	Diamond.
May.....	Hawthorn.....	Emerald.
June.....	Honeysuckle.....	Chalcedony.
July.....	Water lily.....	Ruby.
August.....	Poppy.....	Sardonyx.
September.....	Morning glory.....	Sardonyx.
October.....	Hops.....	Aquamarine.


Month.	Flower.	Gem.
November.....	Chrysanthemum....	Topaz.
December.....	Holly.....	Turquoise.

The above gem symbols are those of Polish tradition. The Jewish gem symbols of the months are: January, garnet; February, amethyst; March, jasper; April, sapphire; May, chalcedony, carnelian or agate; June, emerald; July, onyx; August, carnelian; September, chrysolite; October, aquamarine or beryl; November, topaz; December, ruby.

UNITED STATES MILITARY ACADEMY.

West Point, N. Y.

The United States military academy is a school for the practical and theoretical training of cadets for the military service of the United States. When any cadet has completed



the course of four years satisfactorily he is eligible for promotion and commission as a second lieutenant in any arm or corps in the army in which there may be a vacancy, the duties of which he may have been judged competent to perform.

Appointments — Each congressional district and territory, including the District of Columbia and Porto Rico, is entitled to have one cadet at the academy. Each state is also entitled to have two cadets from the state at large and forty are allowed from the United States at large. The law provides that for six years from July 1, 1910, whenever any cadet shall have finished three years of his course at the academy his successor may be admitted. The appointment from a congressional district is made upon the recommendation of the representative in congress from that district and those from the state at large upon the recommendations of the senators of the state. The appointments for the United States at large are made by the president upon his own selection. The appointment from the District of Columbia is made on the recommendation of the district commissioners and that from Porto Rico on the recommendation of the resident commissioner. Appointments are made one year in advance of ad-

mission. For each candidate appointed two alternates should be nominated. Four cadets from the Philippines are admitted.

Examinations—On the second Tuesday in January of each year the candidate selected for appointment must appear for mental and physical examination before boards of army officers at such places as the war department may designate. Candidates who pass will be admitted to the academy on March 1 following.

Mental Requirements—Each candidate must show that he is well versed in algebra, to include quadratic equations and progressions, plane geometry, English grammar, composition and literature, descriptive and physical geography and general and United States history.

Physical Requirements—No candidate will be admitted who is under 17 or over 22 years of age, or less than five feet four inches in height at the age of 17, or five feet five inches at the age of 18 and upward, or who is deformed or afflicted with any disease or infirmity which would render him unfit for military service. Candidates must be unmarried.

Pay—The pay of a cadet is \$600 a year and one ration a day, or commutation therefor at 30 cents a day. The total is \$709.50, to begin with his admission to the academy. No cadet is allowed to receive money or other supplies from his parents or from any other person without the sanction of the superintendent.

Enlistment—Before receiving his warrant of appointment a candidate for admission is required to sign an agreement to serve in the army of the United States eight years from the time of his admission to the academy.

UNITED STATES NAVAL ACADEMY.

Annapolis, Md.

The United States naval academy is a school for the practical and theoretical training of young men for the naval service of the United States. The students are styled midshipmen. The course of



study is six years—four years at the academy and two years at sea—at the expiration of which time the examination for final graduation takes place. Midshipmen who pass are appointed to fill vacancies in the lower grade of the line of the navy, and occasionally to fill vacancies in the marine corps and in certain of the staff corps of the navy.

Appointments — Two midshipmen are allowed for each senator, representative and delegate in congress, two for the District of Columbia and five each year from the United States at large. The appointments from the District of Columbia and five each year at large are made by the president. One midshipman is allowed from Porto Rico, who must be a native of that island. The appointment is made by the president on the recommendation of the governor of Porto Rico. Candidates must be actual residents of the districts from which they are nominated.

Examinations—Two examinations for the admission of midshipmen are held each year. The first is held on the third Tuesday in April under the supervision of the civil service commission at certain specified points in each state and territory. All those qualifying mentally, who are entitled to appointment in order of nomination, will be notified by the superintendent of the naval academy when to report at the academy for physical examination,

and if physically qualified will be appointed. The second and last examination is held on the third Tuesday in June at Annapolis, Md. Alternates are given the privilege of reporting for mental examination at the same time as the principals. Examination papers are all prepared at the academy and the examinations of candidates are finally passed upon by the academic board. Certificates from colleges and high schools will not be accepted in lieu of the entrance examinations at the naval academy.

Mental Requirements—Candidates will be examined in punctuation, spelling, arithmetic, geography, English grammar, United States history, world's history, algebra through quadratic equations and plane geometry (five books of Chauvenet's geometry or an equivalent).

Physical Requirements—All candidates must, at the time of their examination for admission, be between the ages of 16 and 20 years. A candidate is eligible for appointment the day he becomes 16 and is ineligible on the day he becomes 20 years of age. Candidates are required to be of good moral character, physically sound, well formed and of robust constitution. The height of candidates for admission must not be less than five feet two inches between the ages of 16 and 18 years, and not less than five feet four inches between the ages of 18 and 20 years. The minimum weight at 16 years is 105 pounds with an increase of five pounds for each additional year or fraction of a year over one-half. Candidates must be unmarried.

Pay—The pay of a midshipman is \$600 a year, beginning at the date of his admission. Midshipmen must supply themselves with clothing, books, etc., the total expense of which amounts to \$280.64. Traveling expenses to the academy are paid by the government.

Enlistment—Each midshipman on admission is required to sign articles by which he binds himself to serve in the United States navy eight years (including his time of probation at the naval academy).

UNITED STATES CIVIL SERVICE,

Civil service act approved Jan. 16, 1883.

Officers—Three commissioners are appointed by the president to assist him in classifying the government offices and positions, formulating rules and enforcing the law. Their office is in Washington, D. C. The chief examiner is appointed by the commissioners to secure accuracy, uniformity and justice in the proceedings of the examining boards. The secretary to the commission is appointed by the president.

General Rules—The fundamental rules governing appointments to government positions are found in the civil service act itself. Based upon these are many other regulations formulated by the commission and promulgated by the president from time to time as new contingencies arise. The present rules were approved March 20, 1903, and went into effect April 15, 1903. In a general way they require that there must be free, open examinations of applicants for positions in the public service; that appointments shall be made from those graded highest in the examinations; that appointments to the service in Washington shall be apportioned among the states and territories according to population; that there shall be a period (six months) of probation before any absolute appointment is made; that no person in the public service is for that reason obliged to contribute to any political fund or is subject to dismissal for refusing to so contribute; that no person in the public service has any right to use his official authority or influence to coerce the political action of any person. Applicants for positions shall not be questioned as to their political or religious beliefs and no discrimination shall be exercised against or in favor of any applicant or employe on account of his religion or politics. The classified civil service shall include all officers and employes in the executive civil service of the United States except laborers and persons whose appointments are subject to confirmation by the senate.

Examinations—These are conducted by boards of examiners chosen from among persons in government employ and are held twice a year in all the states and territories at convenient places. In Illinois, for example, they are usually held at Cairo, Chicago and Peoria. The dates are announced through the newspapers or by other means. They can always be learned by applying to the commission or to the nearest postoffice or custom house. Those who desire to take examinations are advised to write to the commission in Washington for the "Manual of Examinations," which is sent free to all applicants. It is revised semiannually to Jan. 1 and July 1. The January edition contains a schedule of the spring examinations and the July edition contains a schedule of the fall examinations. Full information is given as to the methods and rules governing examinations, manner of making application, qualifications required, regulations for rating examination papers, certification for and chances of appointment, and as far as possible it outlines the scope of the different subjects of general and technical examinations. These are practical in character and are designed to test the relative capacity and fitness to discharge the duties to be performed. It is necessary to obtain an average percentage of 70 to be eligible for appointment, except that applicants entitled to preference because of honorable discharge from the military or naval service for disability resulting from wounds or sickness incurred in the line of duty need obtain but 65 per cent. The period of eligibility is one year.

Qualifications of Applicants—No person will be examined who is not a citizen of the United States; who is not within the age limitations prescribed; who is physically disqualified for the service which he seeks; who has been guilty of criminal, infamous, dishonest or disgraceful conduct; who has been dismissed from the public service for delinquency and misconduct or has failed to receive absolute appointment after probation; who is addicted to the habitual use of intoxicating liquors to excess, or who has made a false statement in his application. The age limitations in the more important branches of the public service are: Post-office, 18 to 45 years; rural letter carriers, 17 to 55; internal revenue, 21 years and over; railway mail,

18 to 35; lighthouse, 18 to 50; life saving, 18 to 45; general departmental, 20 and over. These age limitations are subject to change by the commission. They do not apply to applicants of the preferred class. Applicants for the position of railway mail clerk must be at least 5 feet 6 inches in height, exclusive of boots or shoes, and weigh not less than 135 pounds in ordinary clothing and have no physical defects. Applicants for certain other positions have to come up to similar physical requirements.

Method of Appointment—Whenever a vacancy exists the appointing officer makes requisition upon the civil service commission for a certification of names to fill the vacancy, specifying the kind of position vacant, the sex desired and the salary. The commission thereupon takes from the proper register of eligibles the names of three persons standing highest of the sex called for and certifies them to the appointing officer, who is required to make the selection. He may choose any one of the three names, returning the other two to the register to await further certification. The time of examination is not considered, as the highest in average percentage on the register must be certified first. If after a probationary period of six months the name of the appointee is continued on the roll of the department in which he serves the appointment is considered absolute.

Removals—No person can be removed from a competitive position except for such cause as will promote the efficiency of the public service and for reasons given in writing. No examination of witnesses nor any trial shall be required except in the discretion of the officer making the removal.

Salaries—Entrance to the department service is usually in the lowest grades, the higher grades being generally filled by promotion. The usual entrance grade is about \$900, but the applicant may be appointed at \$840, \$760 or even \$600.

EMPLOYES IN THE FEDERAL CIVIL SERVICE.

June 30, 1912.

IN WASHINGTON.

White house.....	37
State department.....	252
Treasury department.....	7,572
War department.....	2,309
Navy department.....	1,136
Postoffice department.....	1,852
Interior department.....	5,928
Department of justice.....	1,371
Department of agriculture.....	3,404
Department of commerce and labor.....	2,590
Interstate commerce commission.....	709
Civil service commission.....	174
Smithsonian institution.....	695
State, war and navy department building....	235
Isthmian canal commission.....	162
Government printing office.....	3,942
Total	32,368

OUTSIDE WASHINGTON.

Treasury department—	
Supervising architect.....	4,263
Mints and assay offices.....	855
Subtreasury service.....	398
Public health service.....	3,336
Life saving service.....	2,239
Customs service.....	7,631
Internal revenue service.....	3,918
Miscellaneous	668
War department—	
Quartermaster's department.....	3,404
Ordnance department.....	4,692
Engineer department.....	13,385
Miscellaneous	2,209
Navy department—	
Trade and labor positions.....	25,000
Exclusive of trade and labor positions.....	2,880
Postoffice department—	
Postoffice service.....	101,463
Fourth class postmasters.....	50,501
Rural free delivery service.....	43,007
Railway mail service.....	17,532

Interior department—	
Land service.....	1,320
Pension agency service.....	4,994
Indian service.....	7,303
Reclamation service.....	2,067
Miscellaneous.....	596
Department of justice.....	2,278
Department of agriculture.....	10,887
Department of commerce and labor—	
Lighthouse service.....	6,544
Immigration service.....	1,739

Steamboat inspection service.....	309
Miscellaneous.....	2,767
Interstate commerce commission.....	64
Civil service commission.....	31
Isthmian canal service.....	1,206
Total.....	334,901
Grand total*.....	395,460

*Includes unclassified employes of isthmian canal commission.

THE PRESIDENTIAL ELECTION OF 1916.

The next president and vice-president of the United States will be chosen Nov. 7, 1916. As is well known, these officials are not elected directly by the people, but by electors, who are voted for on the party tickets on the date named. The electors chosen meet on the second Monday in January following their election in their respective states and vote by ballot for president and vice-president of the United States. The result is transmitted to the president of the senate in Washington. On the second Wednesday in February succeeding the meeting of the electors the electoral votes are opened and counted in the presence of both houses of congress and the result announced by the president of the senate.

While the president and vice-president are thus formally elected in 1917, the actual choice is made in 1916. In the spring and summer of that year national party conventions will be held for the nomination of candidates for president and vice-president of the United States for the term beginning March 4, 1917. These conventions are not provided for by the constitution, but it has become the invariable rule that the candidates presented by them are voted for by the presidential electors. The latter are nominated at the state party conventions or primaries and are elected on the first Tuesday after the first Monday in November of every fourth year, preceding the end of the presidential term. Each state is entitled to as many electors as it has senators and representatives. No senator or representative or person holding an office of trust or honor under the United States may be an elector. The twelfth amendment to the constitution prescribes how the electors shall meet, and cast their ballots and how congress shall count the votes. The article is as follows:

"The electors shall meet in their respective states and vote by ballot for president and vice-president, one of whom at least shall not be an inhabitant of the same state with themselves; they shall name in their ballots the person voted for as president, and in distinct ballots the person voted for as vice-president, and they shall make distinct lists of all persons voted for as president and of all persons voted for as vice-president, and of the number of votes for each, which list they shall sign and certify and transmit, sealed, to the

seat of the government of the United States, directed to the president of the senate.

"The president of the senate shall, in the presence of the senate and house of representatives, open all the certificates and the votes shall then be counted; the person having the greatest number of votes for president shall be the president, if such number be a majority of the whole number of electors appointed; and if no person have such majority, then from the persons having the highest numbers, not exceeding three, on the list of those voted for as president, the house of representatives shall choose immediately by ballot the president. But in choosing the president the votes shall be taken by states, the representation from each state having one vote; a quorum for this purpose shall consist of a member or members from two-thirds of the states, and a majority of all the states shall be necessary to a choice. And if the house of representatives shall not choose a president, whenever the right of choice shall devolve upon them, before the 4th day of March next following, then the vice-president shall act as president, as in the case of the death or other constitutional disability of the president.

"The person having the greatest number of votes as vice-president shall be the vice-president, if such number be a majority of the whole number of electors appointed, and if no person have a majority, then from the two highest numbers on the list the senate shall choose the vice-president; a quorum for the purpose shall consist of two-thirds of the whole number of senators, and a majority of the whole number shall be necessary to a choice. But no person constitutionally ineligible to the office of president shall be eligible to that of vice-president of the United States."

Section 5, article II, of the constitution prescribes the qualifications of the president as follows:

"No person except a natural born citizen or a citizen of the United States at the time of the adoption of the constitution shall be eligible to the office of president; neither shall any person be eligible to that office who shall not have attained to the age of 35 years and been fourteen years a resident within the United States."

The qualifications of the vice-president are the same as those of the president.

HARVEST MOON AND HUNTER'S MOON.

The full moon in September that falls near the autumnal equinox (Sept. 23) is called the harvest moon. Because at that time it is in that part of its orbit where it makes the smallest angle with the horizon, it appears to rise at nearly the same hour for several nights in succession, thus giving an unusual number of moonlight evenings. The same thing occurs to a slightly less degree at the time of the first full moon after the equinox, when it is called the hunter's moon. "It is true," says Prof. George C. Comstock in his "Text-Book of Astronomy," "that on the average the moon rises and sets fifty-one minutes later each day than on the day before. But there is a good deal of irregularity in the retardation of the time of moonrise and moonset, since the time of rising depends

largely upon the particular point of the horizon at which the moon appears, and between two days this point may change so much as to make the retardation considerably greater or less than its average value. In northern latitudes this effect is particularly marked in the month of September, when the eastern horizon is nearly parallel with the moon's apparent path in the sky, and near the time of full moon in that month the moon rises on several successive nights at nearly the same hour, and in a less degree the same is true for October. This highly convenient arrangement of moonlight has caused the full moons of these two months to be christened respectively the harvest moon and the hunter's moon."

UNITED STATES COINAGE MINTS AND ASSAY OFFICES.

Coinage mints of the United States are located in Philadelphia, Pa.; San Francisco, Cal. and Denver, Col. The government assay offices are in New York, N. Y.; Carson, Nev.; Denver, Col.; Boise, Idaho; Helena, Mont.; Charlotte, N. C.; St. Louis,

Mo.; Deadwood, S. D.; Seattle, Wash.; New Orleans, La.; and Salt Lake City, Utah. The mint in Philadelphia was established in 1792 and the others as follows: San Francisco, 1852, and Denver, 1904.

APPLICATIONS FOR PATENTS.

[Condensed from Rules of Practice in the United States patent office.]

A patent may be obtained by any person who has invented or discovered any new and useful art, machine, manufacture or composition of matter, or any new and useful improvement thereof not previously patented or described in this or any other country, for more than two years prior to his application, unless the same is proved to have been abandoned. A patent may also be obtained for any new design for a manufacture, bust, statue, alto-relievo or bas-relief; for the printing of woollen, silk or other fabrics; for any new impression, ornament, pattern, print or picture to be placed on or woven into any article of manufacture; and for any new, useful and original shape or configuration of any article of manufacture, upon payment of fees and taking the other necessary steps.

Applications for patents must be in writing, in the English language and signed by the inventor if alive. The application must include the first fee of \$15, petition, specification and oath, and drawings, model or specimen when required. The petition must be addressed to the commissioner of patents and must give the name and full address of the applicant, must designate by title the invention sought to be patented, must contain a reference to the specification for a full disclosure of such invention and must be signed by the applicant.

The specification must contain the following in the order named: Name and residence of the applicant with title of invention; a general statement of the object and nature of the invention; a brief description of the several views of the drawings (if the invention admits of such illustration); a detailed description; claim or claims; signature of inventor and signatures of two witnesses. Claims for a machine and its product and claims for a machine and the process in the performance of which the machine is used must be presented in separate applications, but claims for a process and its product may be presented in the same application.

The applicant, if the inventor, must make oath or affirmation that he believes himself to be the first inventor or discoverer of that which he seeks to have patented. The oath or affirmation must also state of what country he is a citizen and where he resides. In every original application the applicant must swear or affirm that the invention has not been patented to himself or to others with his knowledge or consent in this or any foreign country for more than two years prior to his application, or on an application for a patent filed in any foreign country by himself or his legal representatives or assigns more than seven months prior to his application. If application has been made in any foreign country, full and explicit details must be given. The oath or affirmation may be made before any one who is authorized by the laws of his country to administer oaths.

Drawings must be on white paper with india ink and the sheets must be exactly 10x15 inches in size, with a margin of one inch. They must show all details clearly and without the use of superfluous lines.

Applications for reissues must state why the original patent is believed to be defective and tell precisely how the errors were made. These applications must be accompanied by the original patent and an offer to surrender the same; or, if the original be lost, by an affidavit to that effect and certified copy of the patent. Every applicant whose claims have been twice rejected for the same reasons may appeal from the primary examiners to the examiners in chief upon the payment of a fee of \$10.

The duration of patents is for seventeen years except in the case of design patents, which may be for three and a half, seven or fourteen years, as the inventor may elect.

Caveats or notices given to the patent office of claims to inventions to prevent the issue of patents to other persons upon the same invention, without notice to caveators, may be filed upon the payment of a fee of \$10. Caveats must contain the same information as applications for patents.

Schedule of fees and prices:

Original application.....	\$15.00
On issue of patent.....	20.00
Design patent (3½ years).....	10.00
Design patent (7 years).....	15.00
Design patent (14 years).....	30.03
Caveat.....	10.00
Reissue.....	30.00
First appeal.....	10.00
Second appeal.....	20.00

For certified copies of printed patents:

Specifications and drawing, per copy.....	\$0.25
Certificate.....	.25
Grant.....	.50
For manuscript copies of records, per 100 words.....	.10
If certified, for certificate.....	.25
Blue prints of drawings, 10x15, per copy.....	.25
Blue prints of drawings, 7x11, per copy.....	.15
Blue prints of drawings, 5x8, per copy.....	.05
For searching records or titles, per hour.....	.50
For the Official Gazette, per year, in United States.....	5.00

PATENT OFFICE STATISTICS.

Yr.	Applications.	Issues.	Yr.	Applications.	Issues.
1902.....	46,641	27,886	1908.....	60,142	33,632
1903.....	50,213	31,699	1909.....	64,408	37,421
1904.....	52,143	30,934	1910.....	63,293	35,930
1905.....	54,971	30,399	1911.....	67,370	34,084
1906.....	56,482	31,965	1912.....	70,976	37,731
1907.....	57,679	36,620	1913.....	67,986	38,754

REGISTRATION OF TRADE MARKS.

Under the law passed by congress Feb. 20, 1905, and effective April 1, 1905, citizens of the United States, or foreigners living in countries affording similar privileges to citizens of the United States, may obtain registration of trade-marks used in commerce with foreign nations, or among the several states, or with Indian tribes, by complying with the following requirements: First, by filing in the patent office an application therefor in writing, addressed to the commissioner of patents, signed by the applicant, specifying his name, domicile, location and citizenship; the class of merchandise and the particular description of goods comprised in such class to which the trade-mark is appropriated; a statement of the mode in which the same is applied and affixed to goods, and the length of time during which the trade-mark has been used. With this statement shall be filed a drawing of the trade-mark, signed by the applicant or his attorney, and such number of specimens of the trade-mark as may be required by

the commissioner of patents. Second, by paying into the treasury of the United States the sum of \$10 and otherwise complying with the requirements of the law and such regulations as may be prescribed by the commissioner of patents.

The application must be accompanied by a written declaration to the effect that the applicant believes himself to be the owner of the trade-mark sought to be registered and that no other person or corporation has the right to use it; that such trade-mark is in use and that the description and drawing presented are correct. Trade-marks consisting of or comprising immoral or scandalous matter, the coat of arms, flag or other insignia of the United States or of any state or foreign nation cannot be registered. Fees for renewal of trade-marks and for filing opposition to registration are \$10 each; for appeals from examiners to the commissioner of patents, \$15 each.

Further information may be had by applying to the commissioner of patents, Washington, D. C.

COPYRIGHT LAWS OF THE UNITED STATES.

The act to amend and consolidate the acts respecting copyright, in force July 1, 1909, as amended by the act approved Aug. 24, 1912, provides that any person entitled thereto, upon complying with any provisions of the law, shall have the exclusive right (a) to print, reprint, publish, copy and vend the copyrighted work; (b) to translate the copyrighted work or make any other version of it if it be a literary work; to dramatize it if it be a nondramatic work; to convert it into a novel or other nondramatic work if it be a drama; to arrange or adapt it if it be a musical work; to finish it if it be a model or design for a work of art; (c) to deliver or authorize the delivery of the copyrighted work if it be a lecture, sermon, address or similar production; (d) to perform the copyrighted work publicly if it be a drama or, if it be a dramatic work and not reproduced in copies for sale, to vend the manuscript or any record thereof; to make or to procure the making of any transcription or record thereof by which it may in any manner be exhibited, performed or produced, and to exhibit, perform or produce it in any manner whatsoever; (e) to perform the copyrighted work publicly for profit if it be a musical composition and for the purpose of public performance for profit and to make any arrangement or setting of it in any system of notation or any form of record in which the thought of an author may be read or reproduced.

So far as it secures copyright controlling the parts of instruments serving to reproduce mechanically the musical work the law includes only compositions published after the act went into effect; it does not include the works of a foreign author or composer unless the country of which he is a citizen or subject grants similar rights to American citizens. Whenever the owner of a musical copyright has used or permitted the use of the copyrighted work upon the part of instruments serving to reproduce mechanically the musical work, any other person may make a similar use of the work upon the payment to the owner of a royalty of 2 cents on each such part manufactured. The reproduction or rendition of a musical composition by or upon coin-operated machines shall not be deemed a public performance for profit unless a fee is charged for admission to the place where the reproduction occurs.

The works for which copyright may be secured include all the writings of an author.

The application for registration shall specify to which of the following classes the work in which copyright is claimed belongs:

- (a) Books, including composite and cyclopedic works, directories, gazetteers and other compilations.
- (b) Periodicals, including newspapers.
- (c) Lectures, sermons, addresses, prepared for oral delivery.
- (d) Dramatic or dramatic-musical compositions.
- (e) Musical compositions.
- (f) Maps.
- (g) Works of art; models or designs for works of art.
 - (h) Reproductions of a work of art.
 - (i) Drawings or plastic works of a scientific or technical character.
 - (j) Photographs.
 - (k) Prints and pictorial illustrations.
 - (l) Motion picture photo plays.
 - (m) Motion pictures other than photo plays.

These specifications do not, however, limit the subject matter of copyright as defined in the law nor does any error in classification invalidate the copyright protection secured.

Copyright extends to the work of a foreign author or proprietor only in case he is domiciled in the United States at the time of the first publication of his work or if the country of which he is a citizen grants similar copyright protection to citizens of the United States.

Any person entitled thereto by the law may secure copyright for his work by publication thereof with the notice of copyright required by the act, and such notice shall be affixed to each copy published or offered for sale in the United States. Such person may obtain registration of his claim

to copyright by complying with the provisions of the act, including the deposit of copies, whereupon the register of copyrights shall issue to him a certificate as provided for in the law. Copyright may also be had of the works of an author of which copies are not reproduced for sale by the deposit with claim of copyright of one complete copy, if it be a lecture or similar production, or a dramatic or musical composition; of a title and description, with one print taken from each scene or act, if the work be a motion picture photo play; of a photographic print if it be a photograph; of a title and description, with not less than two prints taken from different sections of a complete motion picture, if the work be a motion picture other than a photo play, or of a photograph or other identifying reproduction thereof if it be a work of art or a plastic work or drawing.

After copyright has been secured there must be deposited in the copyright office in Washington, D. C., two complete copies of the best edition thereof, which copies, if the work be a book or periodical, shall have been produced in accordance with the manufacturing provisions of the act, or if such work be a contribution to a periodical for which contribution special registration is requested one copy of the issue or issues containing such contribution. Failure to deposit the copies within a given time after notice from the register of copyrights makes the proprietor of the copyright liable to a fine of \$100 and twice the retail price of the work, and the copyright becomes void.

The text of all books and periodicals specified in paragraphs (a) and (b) above, except the original text of a book of foreign origin in a language other than English, must in order to secure protection be printed from type set within the limits of the United States, either by hand, machinery or other process, and the printing of the text and the binding of the books must also be done within the United States. An affidavit of such manufacture is required.

The notice of copyright required consists either of the word "copyright" or the abbreviation "copr.," accompanied by the name of the copyright proprietor, and if the work be a printed literary, musical or dramatic work, the notice must also include the year in which the copyright was secured by publication. In the case, however, of copies of works specified in paragraphs (f) to (k) inclusive (given above) the notice may consist of the letter C inclosed within a circle, accompanied by the initials, monogram, mark or symbol of the copyright proprietor, provided his name appears elsewhere on the copies. In the case of a book or other printed publication the notice shall be applied on the title page or on the page immediately following, or if a periodical either upon the title page or upon the first page of text of each separate number or under the title heading; or if a musical work upon its title page or the first page of music.

Where the copyright proprietor has sought to comply with the law with respect to notice, the omission of such notice by mistake from a particular copy or copies shall not invalidate the copyright or prevent recovery for infringement against any person who, after actual notice of the copyright, begins an undertaking to infringe it, but shall prevent the recovery of damages against an innocent infringer who has been misled by the omission of the notice.

In the case of a book in English published abroad before publication in this country, the deposit in the copyright office within thirty days of one copy of the foreign edition, with a request for the reservation of the copyright, secures for the author or owner an ad interim copyright for thirty days after such deposit is made.

The copyright secured by the act endures for twenty-eight years from the date of the first publication. In the case of any posthumous work, periodical, encyclopedic or other composite work upon which the copyright was originally secured by the proprietor thereof, or of any work copyrighted by a corporate body, or by an employer for whom such work is made for hire, the proprietor of such copyright shall be entitled to a renewal of the copyright in such work for the further term of twenty-

eight years when application for such renewal shall have been made within one year prior to the expiration of the original term. In the case of any other copyrighted work, including a contribution by an individual author to a periodical or to a cyclopedic or other composite work when such contribution has been separately copyrighted, the author of such work, if living, or the heirs, executors or next of kin, if the author be dead, shall be entitled to a renewal of the copyright for a further term of twenty-eight years. In default of such application for renewal the copyright in any work shall end at the expiration of twenty-eight years.

If any person shall infringe the copyright in any work protected under the copyright laws of the United States, such person shall be liable:

(a) To an injunction restraining such infringement.

(b) To pay to the copyright proprietor such damages as the copyright proprietor may have suffered due to the infringement, as well as all the profits which the infringer shall have made from such infringement, and in proving profits the plaintiff shall be required to prove sales only and the defendant shall be required to prove every element of cost which he claims, or in lieu of actual damages or profits such damages as to the court shall appear to be just, and in assessing such damages the court may, in its discretion, allow the amounts as hereinafter stated (in numbered paragraphs), but in the case of a newspaper reproduction of a copyrighted photograph such damages shall not exceed the sum of \$200 nor be less than \$50, and such damages shall in no other case exceed the sum of \$250 and shall not be regarded as a penalty. In the case of the infringement of an undramatized or nondramatic work by means of motion pictures, where the infringer shows that he was not aware that he was infringing, the damages shall not exceed \$100; in the case of the infringement under like circumstances of a copyrighted dramatic or dramatico-musical work the entire sum recoverable shall not exceed \$5,000 nor be less than \$250.

1. In the case of a painting, statue or sculpture, \$10 for every infringing copy made or sold by or found in the possession of the infringer or his agents or employees;

2. In the case of any work enumerated in the list (given above) of works for which copyright may be asked, except a painting, statue or sculpture, \$1 for every infringing copy;

3. In the case of a lecture, sermon or address, \$50 for every infringing delivery.

4. In the case of dramatic or dramatico-musical or a choral or orchestral composition, \$100 for the first and \$50 for every subsequent infringing performance; in the case of other musical compositions, \$10 for every infringing performance.

(c) To deliver up on oath all articles alleged to infringe a copyright.

(d) To deliver up on oath for destruction all the infringing copies or devices, as well as all plates, molds, matrices or other means for making such infringing copies, as the court may order.

(e) Whenever the owner of a musical copyright has used or permitted the use of the copyrighted work upon the parts of musical instruments serving to reproduce mechanically the musical work, then in case of infringement by the unauthorized manufacture, use or sale of interchangeable parts, such as disks, rolls, bands or cylinders for use in mechanical music-producing machines, no criminal action shall be brought, but in a civil action an injunction may be granted upon such terms as the court may impose and the plaintiff shall be entitled to recover in lieu of profits and damages a royalty as provided in the act.

Any person who shall willfully and for profit infringe any copyright, or willfully aid or abet such infringement, shall be deemed guilty of a misdemeanor, and upon conviction thereof shall be punished by imprisonment for not exceeding one year or by a fine of not less than \$100 nor more than \$1,000, or both, in the discretion of the court. It is provided, however, that nothing in the act shall prevent the performance of religious or secular works, such as oratorios, cantatas, masses or octavo choruses by public schools, church choirs or vocal societies, provided the performance is for charitable or educational purposes and not for profit.

Any person who shall fraudulently place a copyright notice upon any uncopyrighted article, or shall fraudulently remove or alter the notice upon any copyrighted article, shall be deemed guilty of a misdemeanor and shall be subject to a fine of not less than \$100 nor more than \$1,000. Any person who shall knowingly sell or issue any article bearing a notice of United States copyright which has not been copyrighted in this country, or who shall knowingly import any article bearing such notice, shall be liable to a fine of \$100.

During the existence of the American copyright in any book the importation of any piratical copies thereof or of any copies not produced in accordance with the manufacturing provisions of the copyright law, or of any plates of the same not made from type set in this country, or any copies produced by lithographic or photo-engraving process not performed within the United States, is prohibited. Except as to piratical copies this does not apply:

(a) To works in raised characters for the blind;

(b) To a foreign newspaper or magazine, although containing matter copyrighted in the United States, printed or reprinted by authority of the copyright owner, unless such newspaper or magazine contains also copyright matter printed without such authorization;

(c) To the authorized edition of a book in a foreign language of which only a translation into English has been copyrighted in this country;

(d) To any book published abroad with the authorization of the author or copyright proprietor under the following circumstances:

1. When imported, not more than one copy at a time, for individual use and not for sale, but such privilege of importation shall not extend to a foreign reprint of a book by an American author copyrighted in the United States;

2. When imported by or for the use of the United States;

3. When imported, for use and not for sale, not more than one copy of any such book in any one invoice, in good faith, by or for any society or institution incorporated for educational, literary, philosophical, scientific or religious purposes, or for the encouragement of the fine arts, or for any college, academy, school or seminary of learning, or for any state school, college, university or free public library in the United States;

4. When such books form parts of libraries or collections purchased en bloc for the use of societies, institutions or libraries, or form parts of the library or personal baggage belonging to persons or families arriving from foreign countries and are not intended for sale.

No criminal actions shall be maintained under the copyright law unless the same be begun within three years after the cause of action arose.

Copyright may be assigned, mortgaged or bequeathed by will.

There shall be appointed by the librarian of congress a register of copyrights at a salary of \$4,000 a year and an assistant register at \$3,000 a year.

These with their subordinate assistants shall perform all the duties relating to the registration of copyrights. The register of copyrights shall keep such record books in the copyright office as are required to carry out the provisions of the law, and whenever deposit has been made in the copyright office of a copy of any work under the provisions of the act he shall make entry thereof.

In the case of each entry the person recorded as the claimant of the copyright shall be entitled to a certificate of registration under seal of the copyright office.

The register of copyrights shall receive and the persons to whom the services designated are rendered shall pay the following fees: For the registration of any work subject to copyright, \$1, which sum is to include a certificate of registration under seal: Provided, that in the case of photographs the fee shall be 50 cents where a certificate is not demanded. For every additional certificate of registration made, 50 cents. For recording and certifying any instrument of writing for the assignment of copyright or license, or for any copy of such certificate or license, duly certified, if not over 300 words in length, \$1; if more than 300 and less than 1,000, \$2; if more than 1,000 words in length, \$1

additional for each 1,000 words or fraction thereof over 300 words. For recording the notice of user or acquiescence specified in the act, 25 cents for each notice of not over fifty words and an additional 25 cents for each additional 100 words. For comparing any copy of an assignment with the record of such document in the copyright office and certifying the same under seal, \$1. For recording the extension or renewal of copyright, 50 cents. For recording the transfer of the proprietorship of copyrighted articles, 10 cents for each title of a

book or other article in addition to the fee for recording the instrument of assignment. For any requested search of copyright office records, indexes or deposits, 50 cents for each full hour consumed in making such search. Only one registration at one fee shall be required in the case of several volumes of the same book deposited at the same time.

For copyright blanks and additional information as to copyright regulations address the register of copyrights, library of congress, Washington, D. C.

Roosevelt-Newett Libel Case.

Oct. 12, 1912, George E. Newett, proprietor and editor of Iron Age, a weekly paper issued in Ishpeming, Mich., wrote and published an article in which he charged that Theodore Roosevelt, then a candidate for president of the United States, was addicted to the excessive use of liquor—that he "got drunk." Oct. 25, the same year, Mr. Roosevelt began suit for libel against Mr. Newett, claiming damages in the sum of \$10,000. The case came up for trial in the County court at Marquette, Mich., May 26, 1913, before Judge Richard C. Flannigan of Norwich, Mich. The plaintiff was represented by James H. Pound and W. S. Hill and the defendant by William P. Belden and Horace Andrews. A jury consisting mainly of miners, teamsters and farmers was secured on the opening day and then testimony on behalf of the plaintiff was introduced.

Col. Roosevelt, who took the stand first, testified that he was not an abstainer, but that he had never been drunk in his life. He would occasionally take a little champagne at public dinners or light wines with his meals. He rarely drank mint juleps and whiskey, and brandy only when prescribed by his physicians. The only liquor he drank on his African trip was seven ounces of brandy when he had an attack of fever. Among the witnesses called to prove that Col. Roosevelt was a man of strictly sober habits were James R. Garfield, Gifford Pinchot, Truman H. Newberry, Maj.-Gen. Leonard Wood, Dr. Lyman Abbott, George B. Cortelyou, Dr. Albert Shaw, William Loeb, Jr., Jacob A. Riis, Admiral George Dewey and a number of physicians and newspaper men. All testified orally or by deposition that the plain-

tiff did not "get drunk" as charged in the Iron Age article.

Saturday afternoon, May 31, Mr. Newett took the stand and read a statement in which he recounted his reasons for making the statement that Col. Roosevelt was an intemperate man. He had relied chiefly upon rumors he had heard and allegations he had read in the newspapers that the former president was a drinking man. In the face of the unqualified testimony of so many distinguished men who had been in a position for years to know the truth he was forced to the conclusion that he had been mistaken. "I am unwilling to continue to assert," added the defendant, "that Mr. Roosevelt actually and in fact drank to excess." Mr. Newett closed by saying that in publishing the article complained of he acted in good faith.

At the conclusion of the statement Mr. Roosevelt asked the court to instruct the jury that he desired only nominal damages. "I did not go into this case for money," he said. "I did not go into it for any vindictive purpose. I went into it, and, as the court said, I made my reputation an issue because I wished once for all during my lifetime thoroughly and comprehensively to deal with these slanders so that never again will it be possible for any man in good faith to repeat them. I have achieved my purpose and I am content."

Judge Flannigan reviewed briefly the circumstances and the law in the case and then directed the jury to give a verdict in the plaintiff's favor for nominal damages, which, under the law of Michigan, was 6 cents. This was done and the case ended. Each of the parties to the suit paid his own expenses.

HIGHEST POINT IN EACH STATE.

[Compiled by N. H. Darton of the United States geological survey.]

State and place.	Elevation.	State and place.	Elevation.
Alabama, Che-aw-ha mountain.....	2,407	Montana, Granite peak.....	12,834
Alaska, Mount McKinley.....	20,300	Nebraska, plains in southwestern corner.....	5,390
Arizona, San Francisco peak.....	12,611	Nevada, Wheeler peak.....	13,053
Arkansas, Magazine mountain.....	2,800	New Hampshire, Mount Washington.....	6,290
California, Mount Whitney.....	14,501	New Jersey, High Point.....	1,809
Colorado, Mount Elbert.....	14,436	New Mexico, peak near Truchas peak.....	13,305
Connecticut, Bear mountain.....	2,355	New York, Mount Marcy.....	5,344
Delaware, near Brandywine.....	440	North Carolina, Mount Mitchell.....	6,711
District of Columbia, Fort Reno.....	421	North Dakota, south part of Bowman county.....	3,503
Florida, near Mount Pleasant station.....	201	Ohio, 1½ miles east of Bellefontaine.....	1,540
Georgia, Brasstown Bald mountain.....	4,763	Oklahoma, near Hood.....	4,700
Idaho, Hyndman peak.....	12,073	Oregon, Mount Hood.....	11,225
Illinois, Charles mound, Jo Daviess county.....	1,257	Pennsylvania, Blue Knob.....	3,136
Indiana, near summit Randolph county.....	1,285	Rhode Island, Durfee hill.....	805
Iowa, five miles southeast of Sibley.....	1,670	South Carolina, Sassafras mountain.....	3,548
Kansas, west boundary no. of Arkansas river.....	4,135	South Dakota, Harney peak.....	7,240
Kentucky, The Double, Harlem county.....	4,100	Tennessee, Mount Guyot.....	6,636
Louisiana, summits in western parishes.....	400	Texas, El Capitan, Guadalupe mountain.....	8,690
Maine, Mount Katahdin (west).....	5,263	Utah, Mount Emmons.....	13,423
Maryland, Backbone mountain.....	3,400	Vermont, Mount Mansfield.....	4,406
Massachusetts, Mount Greylock.....	3,505	Virginia, Mount Rogers.....	5,719
Michigan, Porcupine mountain.....	2,023	Washington, Mount Rainier.....	14,363
Minnesota, Miskau hills, Cook county.....	2,330	West Virginia, Spruce Knob.....	4,860
Mississippi, near Holly Springs.....	602	Wisconsin, Rib hill, Marathon county.....	1,940
Missouri, Tom Sauk mountain.....	1,890	Wyoming, Mount Gannett.....	13,735

FIRE IN HOT SPRINGS, ARK.

More than fifty city blocks were swept by fire in Hot Springs, Ark., Sept. 5, 1913. The conflagration started in a negro's cabin at the foot of West mountain at 3:30 p. m., and continued until midnight, laying in ruins every building on an area more than a mile long and from seven to ten blocks wide. Some 2,500 persons were made homeless and

property to an estimated value of \$6,000,000 was destroyed. Among the buildings destroyed were the city's light, water and power plants, county courthouse, high school building, Park, Moody and Princess hotels and the Arkansas sanitarium. The business center of the city narrowly escaped destruction,

NATIONAL RAILWAY, TELEGRAPH AND POSTAL STATISTICS.

[From report compiled by bureau of statistics, Washington, D. C.]

COUNTRY.	Year.	Railways.		Telegraphs.	Post-offices.	Postal routes.	Postal service performed.	Val. domestic money and postal orders sent.	Value for foreign money orders sent.
		Miles.	Miles.	No.	Miles.	Miles.			
Argentina.....	1911	19,620	37,905	2,995	45,372	17,867,249	85,264,986		\$91,822
Australian Commonwealth.....	1911	18,012	44,100	7,834	132,242	35,960,962	37,813,386		22,765,610
New Zealand.....	1912	2,827	11,316	2,312			9,639,657		2,313,362
Austria-Hungary.....	1911	28,638							
Austria.....	1910		31,723	10,272	144,201	83,988,587	308,655,218		66,946,900
Hungary.....	1910		15,576	6,152	63,374	51,969,283	227,828,281		53,971,260
Belgium.....	1912	5,303	4,955	1,658	5,614	68,319,201	79,451,574		10,317,820
Belgian Kongo.....	1912	770	1,397	200	13,919	887,372	26,002		146,310
Bolivia.....	1911	13,750	36,199	3,216					
Brazil.....	1911	1,198	4,052	2,220	15,454	5,160,831	6,094,186		3,808,255
Bulgaria.....	1911	25,400	42,312	13,859		52,065,274	52,065,433		31,497,459
Canada.....	1911	427	1,514*	199					
Costa Rica.....	1911	422	3,823	311					
Guatemala.....	1910	106	3,220	264					
Honduras.....	1910	171	3,637*	135					
Nicaragua.....	1912	202		96					2,888
Panama.....	1910	97	2,573*	96	1,848	36,601			850,248
Chile.....	1911	3,606	24,651*	1,104	28,752	7,464,518	5,901,526		
China.....	1911	5,404	29,327	6,201			2,501,195		
Colombia.....	1911	621	10,676	459					
Cuba.....	1910	2,123	5,065	487	5,324	2,545,828			
Denmark.....	1911	2,294	2,265	1,574	6,437	9,715,803	49,006,053		3,159,908
Ecuador.....	1910	350	3,318	81					
Egypt.....	1911	3,639	8,604	7,639	6,899	6,055,257	21,844,073		3,154,038
France.....	1911	31,223	113,583	14,016	368,591	332,830,358	519,107,524		20,587,962
Algeria.....	1911	2,142	9,414	661	8,228	8,104,042	75,825,364		547,751
Tunis.....	1911	1,080	2,931	419	5,182	2,761,489	4,647,007		2,770,647
Indo-China.....	1911	1,186	8,738	315	20,840	6,865,688	4,065,374		2,051,350
Colonies, other.....	1912	1,371	10,566	617	37,717	6,845,886	3,931,044		2,121,914
German empire.....	1912	33,654	142,020	50,953	90,534		2,346,242,523		50,457,843
Colonies.....	1911	2,862	4,913	1,883			22,107,195		
Greece.....	1911	1,000	5,052	1,082			3,236,816		453,198
Haiti.....	1910	124	154	40	2,371	102,944			
India, British.....	1911	32,859	74,828	19,667	158,948	116,626,060	124,084,479		2,691,702
Italy.....	1912	10,871	34,655	11,124	42,781	62,578,017	496,230,303		7,174,475
Japan.....	1911	5,355	23,545	7,717	70,869	77,037,161	116,541,935		328,714
Formosa.....	1911	291	1,613	135					
Chosen (Korea).....	1912	767	3,451	465	21,667	4,809,780	9,467,742		25,759
Luxemburg.....	1911	326	426	124	785	1,100,754	5,902,428		3,460,950
Mexico.....	1912	16,103	22,452	2,858	55,247	22,893,529	26,172,678		3,460,950
Netherlands.....	1911	2,010	4,728	1,511	9,966	21,071,382	35,210,679		3,973,049
East Indies.....	1910	1,595	9,430	1,702	1,621,345	7,112,676	6,742,800		839,403
West Indies, etc.....	1910	117		17			89,176		253,753
Norway.....	1911	1,917	6,843	3,496	65,171	12,318,315	12,466,373		2,212,603
Paraguay.....	1911	232	2,485	383					
Persia.....	1910	64	6,630	104	7,456	1,565,852			850
Peru.....	1911	1,656	7,950	714			966,487		94,574
Portugal.....	1911	1,798	5,735	4,044	20,333	12,307,175	10,850,517		499,068
Colonies.....	1910	1,002	5,841	773	26,842	2,879,607	268,428		408,038
Roumania.....	1912	2,293	4,519	2,979	64,697	17,255,010	13,013,575		4,253,603
Russia.....	1911	46,038	126,559	15,701	209,891	92,268,403	1,077,529,693		10,836,214
Finland.....	1911	2,338		2,138					
Santo Domingo.....	1911	175	1,269	81					
Servia.....	1911	590	2,703	1,529	2,107	835,350	7,080,257		741,913
Slam.....	1911	677	4,527	179	4,351	474,688	310,386		29,437
Spain.....	1911	9,199	26,441	5,674	37,691				
Sweden.....	1911	8,682	6,333	4,063	40,403	7,558,614	67,758,900		3,762,004
Switzerland.....	1911	3,176	2,221	2,230	7,453	20,465,402	119,134,391		15,836,730
Turkey.....	1910	4,138	28,251	929	29,888	5,592,951	15,943,695		156,433
Crete.....	1909		229	28			587,371		102,500
Union of South Africa.....	1911	8,092	14,920	2,587					12,981,737
United Kingdom.....	1911	23,417	61,296	24,245	2,392		438,596,870		14,786,588
British colonies.....	1911	6,828	27,883	2,392					
United States.....	1911	254,732	220,928	58,729	436,470	878,105,212	583,337,604		97,000,025
Philippines.....	1912	643	4,303	587			5,592,201		1,832,973
Porto Rico.....	1912	340	590						
Uruguay.....	1911	1,561	4,849	1,031					
Venezuela.....	1911	575	4,721	284					
Total.....		665,964	1,355,694	313,776	3,397,993	1,785,289,441	6,958,592,505		470,065,59

*Miles of wire. Other figures are for miles of line.

GERMAN TORPEDO BOAT DESTROYER SUNK.

The German torpedo boat destroyer S178 was rammed and sunk by the cruiser York in the North sea off Helgoland on the night of March 4-5, 1913. Of the crew two officers and sixty-nine men lost their lives. Some were killed in the collision, others were drowned, but the greater number froze to death while clinging to spars from the wreckage. The S178 was returning during the night from maneuvers in which it had participated with

the battle ship fleet, the cruiser squadron and sixty-four other torpedo boat destroyers. A heavy sea was running and when the S178 tried to cross the bows of the York it became unmanageable and was cut in two by the cruiser, which was going at full speed. The storm made the rescue of the men almost impossible and many of the corpses were not picked up until the morning of March 6.

STATISTICS OF POPULATION.
POPULATION OF THE UNITED STATES (1910).

The thirteenth census of the United States was taken by the bureau of the census as of April 15, 1910. It included continental United States, the territories of Alaska and Hawaii and Porto Rico; also persons in the military and naval service who were stationed abroad. The population according to this division, compared with that in 1900, was:

	1910.	1900.
Alaska	64,356	63,592
Hawaii	191,909	154,001

	1910.	1900.
Porto Rico.....	1,118,012	*953,243
Soldiers and sailors abroad.....	55,608	91,219
Noncontiguous territory.....	1,423,885	1,262,055
Continental United States.....	91,972,266	75,994,575
United States (area of enumeration).....	93,402,151	†77,256,630

*Census of 1899. †Includes 953,243 persons enumerated in Porto Rico in 1899.

POPULATION OF THE UNITED STATES AT EACH CENSUS (1850-1910).
[From the reports of the superintendents of the census.]

STATE OR TERRITORY.	1910.	1900.	1890.	1880.	1870.	1860.	1850.					
Alabama.....	18	2,138,098	17	1,513,017	17	1,262,505	16	996,992	13	964,201	12	771,623
Arkansas.....	25	1,574,449	25	1,311,564	24	1,128,179	25	892,525	26	484,471	25	435,450
California.....	12	2,377,540	21	1,485,058	22	1,208,130	24	864,694	24	500,247	26	379,994
Colorado.....	32	759,024	31	539,700	31	412,198	35	194,327	...	39,864	...	34,727
Connecticut.....	31	1,114,756	29	908,420	29	746,258	28	622,700	25	537,404	24	460,147
Delaware.....	44	202,329	42	184,735	41	168,493	37	146,608	34	125,015	32	112,216
Florida.....	33	752,619	32	528,542	32	391,422	34	263,433	35	187,748	31	140,424
Georgia.....	10	2,609,121	11	2,216,351	12	1,837,353	13	1,542,180	12	1,184,109	11	1,057,286
Idaho.....	43	325,384	43	161,772	43	84,355
Illinois.....	8	5,638,591	3	4,821,550	3	3,826,351	4	3,077,871	4	2,539,891	4	1,711,951
Indiana.....	9	2,703,876	8	2,516,432	8	2,132,404	6	1,978,301	6	1,630,637	6	1,350,428
Iowa.....	15	2,224,771	10	2,231,853	10	1,911,896	10	1,624,615	11	1,194,020	20	674,913
Kansas.....	22	1,690,949	22	1,470,495	19	1,427,066	20	996,096	29	364,399	33	107,206
Kentucky.....	14	2,289,906	12	2,147,174	11	1,858,635	8	1,648,990	8	1,321,011	9	1,155,684
Louisiana.....	24	1,656,388	23	1,381,625	25	1,118,587	22	939,946	21	726,915	17	708,002
Maine.....	34	742,371	30	694,466	30	661,066	27	648,936	23	626,915	22	628,279
Maryland.....	27	1,295,346	26	1,188,044	27	1,042,380	23	994,943	20	780,894	19	687,049
Massachusetts.....	6	3,366,416	7	2,805,346	6	2,238,943	7	1,738,065	7	1,437,351	7	1,231,066
Michigan.....	8	2,810,173	9	2,420,982	9	2,093,889	9	1,636,957	13	1,184,059	16	749,113
Minnesota.....	19	2,075,708	19	1,751,394	20	1,301,826	26	780,773	28	439,706	30	172,023
Mississippi.....	21	1,797,114	20	1,551,270	21	1,289,600	18	1,131,597	18	927,922	14	791,905
Missouri.....	7	3,293,395	5	3,106,965	5	2,679,184	5	2,168,380	5	1,721,296	8	1,182,012
Montana.....	40	575,063	41	248,329	42	132,159
Nebraska.....	27	1,192,214	27	1,036,390	26	1,038,308	30	452,402	35	122,993	35	28,841
Nevada.....	46	81,875	45	40,575	45	45,761	38	62,267	37	42,491	36	6,657
New Hampshire.....	39	430,572	36	411,588	33	376,530	31	346,991	31	318,300	27	326,073
New Jersey.....	11	2,537,167	16	1,885,669	18	1,444,933	19	1,131,116	17	906,906	21	672,035
New York.....	1	9,113,614	1	7,268,894	1	5,997,853	1	5,082,871	1	4,382,759	1	3,807,735
North Carolina.....	16	2,206,287	15	1,836,810	16	1,617,947	15	1,399,750	14	1,671,361	12	992,622
North Dakota.....	37	577,056	39	319,146	39	182,719
Ohio.....	4	4,767,121	4	4,157,545	4	3,672,316	3	3,198,062	3	2,665,260	3	2,339,511
Oklahoma.....	23	1,657,155
Oregon.....	35	672,765	35	413,536	38	313,767	36	174,768	36	90,928	34	52,465
Pennsylvania.....	2	7,665,111	2	6,302,115	2	5,258,014	2	4,282,891	2	3,521,951	2	2,906,215
Rhode Island.....	38	549,610	34	428,556	35	345,506	33	276,531	32	217,363	29	174,620
South Carolina.....	26	1,515,400	24	1,340,316	23	1,151,149	21	995,577	22	705,000	18	703,708
South Dakota.....	36	385,438	37	401,570	37	328,303
Tennessee.....	17	2,184,789	13	2,020,166	13	1,747,518	12	1,542,353	9	1,258,520	10	1,109,801
Texas.....	5	3,896,542	6	3,048,710	7	2,235,523	11	1,591,749	19	1,188,579	23	604,215
Utah.....	41	373,351	40	276,749	40	207,905
Vermont.....	42	355,956	38	343,641	36	332,422	32	332,286	30	330,551	28	315,098
Virginia.....	20	2,061,612	17	1,854,184	15	1,655,980	14	1,512,565	10	1,225,163	5	1,596,318
Washington.....	30	1,141,990	33	518,103	34	349,300
West Virginia.....	28	1,221,119	28	968,800	28	762,794	29	618,457	27	442,014
Wisconsin.....	13	2,333,860	14	2,069,042	14	1,636,880	16	1,315,497	15	1,054,670	15	775,881
Wyoming.....	45	145,965	44	92,531	44	60,705
The states.....	91,109,542	74,610,523	62,116,811	49,371,340	38,155,505	31,218,021	23,067,262					
Alaska.....	5	64,356	7	63,592
Arizona.....	3	204,354	6	122,931	4	50,620	6	40,440	8	9,658
Dakota.....
District of Columbia.....	1	331,069	3	278,718	1	230,362	1	177,624	1	131,700	2	51,637
Hawaii.....	4	191,909	5	154,001
Idaho.....
Indian Territory.....
Montana.....
New Mexico.....	2	327,301	4	195,310	2	153,503	4	119,565	5	20,595	1	98,516
Oklahoma.....
In service of U. S. stationed abroad.....	55,608	91,219
Utah.....
Washington.....
Wyoming.....
Porto Rico.....	1,118,012
The territories.....	2,292,609	1,604,943	505,439	784,443	402,866	225,300	124,614					
United States.....	93,402,151	76,303,387	62,622,250	50,155,783	38,588,371	31,443,321	23,191,876					
Percent of gain.....	20.9	21	24.9	30.08	22.65	35.58	35.86					

NOTE—The narrow column under each census year shows the order of the states and territories when arranged according to magnitude of population.

DISTRIBUTION BY GEOGRAPHIC DIVISIONS.

Per cent of total population of continental United States in each of the nine geographic divisions:					Including the population of the Philippines and other possessions, the population living under the American flag in 1910 was as follows:	
Division.	1910.	1900.	1890.	1850.	United States.....	93,402,151
New England.....	7.4	7.4	7.5	11.8	Philippines (1903).....	7,635,426
Middle Atlantic.....	21.0	20.3	20.2	25.4	Guam, estimated.....	9,000
East North Central.....	19.8	21.0	21.4	19.5	Samoa, estimated.....	6,100
West North Central.....	12.7	13.6	14.2	3.8	Panama canal zone, estimated.....	50,000
South Atlantic.....	13.3	13.7	14.1	20.2	Total.....	101,102,677
East South Central.....	9.1	9.9	10.2	14.5		
West South Central.....	3.6	3.6	7.5	4.1		
Mountain.....	2.9	2.2	1.9	0.3		
Pacific.....	4.6	3.2	3.0	0.5		
United States.....	100.0	100.0	100.0	100.0		

POPULATION OF THE UNITED STATES AT EACH CENSUS (1790-1840).
 [From the reports of the superintendents of the census.]

STATE OR TERRITORY.	1840.	1830.	1820.	1810.	1800.	1790.		
Alabama.....	12	590,756	15	309,527	19	127,901
Arkansas.....	25	97,574	27	30,388	25	14,273
California.....
Colorado.....
Connecticut.....	20	309,978	16	297,675	14	275,248	9	261,542
Delaware.....	26	78,085	24	76,748	22	72,749	19	72,674
Florida.....	27	54,477	25	34,730
Georgia.....	9	691,392	10	616,823	11	340,989	11	252,433
Idaho.....	14	476,143	20	157,445	24	55,211	23	12,282
Illinois.....	10	685,898	13	343,031	18	147,178	21	24,520
Indiana.....	28	43,112
Iowa.....
Kansas.....	6	779,828	6	687,917	6	564,317	7	406,511
Kentucky.....	19	352,411	19	215,739	17	158,407	18	76,556
Louisiana.....	13	501,793	12	309,455	12	298,335	14	228,705
Maine.....	15	470,019	11	447,040	10	407,350	8	380,546
Maryland.....	8	737,999	8	610,408	7	523,287	5	472,040
Massachusetts.....	23	212,267	26	31,639	26	8,765	24	4,762
Michigan.....
Minnesota.....
Mississippi.....	17	375,051	22	196,021	21	75,448	20	40,352
Missouri.....	16	383,702	21	140,455	23	66,536	22	20,345
Montana.....
Nebraska.....
Nevada.....
New Hampshire.....	22	284,574	18	269,828	15	244,161	16	214,460
New Jersey.....	18	373,306	14	320,823	13	277,575	12	245,562
New York.....	1	2,428,921	1	1,918,698	1	1,372,812	2	959,049
North Carolina.....	7	753,419	5	737,987	4	688,829	4	555,500
North Dakota.....
Ohio.....	3	1,519,467	4	937,903	5	581,434	13	230,760
Oregon.....
Pennsylvania.....	2	1,724,033	2	1,348,233	3	1,049,458	3	810,091
Rhode Island.....	24	108,890	23	97,194	20	83,059	17	76,931
South Carolina.....	11	594,398	9	581,183	8	502,741	6	415,115
South Dakota.....
Tennessee.....	5	829,210	7	681,904	9	422,823	10	261,727
Texas.....	21	291,948	17	280,652	16	235,966	15	235,981
Vermont.....	4	1,239,797	3	1,211,405	2	1,065,366	1	974,600
Virginia.....
West Virginia.....
Wisconsin.....	29	30,945
Wyoming.....
The states.....	17,019,641	12,820,868	9,600,783	7,215,858
Alaska.....
Arizona.....
Dakota.....	1	43,712	1	39,834	1	33,039	1	24,023
District of Columbia.....
Idaho.....
Indian Territory.....
Montana.....
New Mexico.....
Oklahoma.....
Utah.....
Washington.....
Wyoming.....
The territories.....	43,712	39,834	33,039	24,023
On public ships in service of United States.....	6,100	5,318
United States.....	17,069,453	12,866,020	9,638,453	7,239,881
Per cent of gain.....	32.67	33.55	33.06	36.38
	35.10

NOTE—The narrow column under each census year shows the order of the states and territories when arranged according to magnitude of population.

GROWTH OF POPULATION OF THE UNITED STATES.

States and territories.	Increase				Rank— Per ct. 1910. 1900.				
	1910.	1900.	1890.	1880 to 1900—					
	Number.	Per ct.	Number.	Per ct.					
Alabama	2,133,093	1,828,697	1,613,401	309,396	16.9	315,295	20.8	18	18
Arizona	204,354	122,931	88,243	81,423	66.2	34,688	39.8	46	47
Arkansas	1,574,449	1,311,564	1,128,211	262,885	10,221	183,353	16.3	25	25
California	2,377,549	1,485,053	1,213,398	892,496	60.1	271,655	22.4	12	21
Colorado	799,024	539,700	412,249	259,324	48.0	126,451	30.6	32	32
Connecticut	1,114,756	908,420	746,258	206,336	22.7	162,162	21.7	31	29
Delaware	202,322	184,735	168,438	17,587	9.5	16,242	9.6	47	45
District of Columbia	311,069	273,718	230,392	52,551	18.8	48,326	21.0	43	41
Florida	752,619	528,542	391,422	224,077	42.4	137,120	35.0	33	33
Georgia	2,649,121	2,216,331	1,837,353	392,790	17.7	378,978	20.6	10	11
Idaho	325,594	161,772	88,548	163,822	101.3	78,224	52.7	45	46
Illinois	5,638,591	4,821,550	3,826,352	817,641	16.9	995,198	26.0	3	3
Indiana	2,700,876	2,516,462	2,192,404	318,414	7.3	324,058	14.8	9	8
Iowa	2,224,771	2,231,853	1,912,297	*7,082	*0.3	319,556	16.7	10	10
Kansas	1,690,949	1,470,495	1,428,108	220,454	15.0	42,387	3.0	22	22
Kentucky	2,289,905	2,147,174	1,858,635	142,731	6.6	288,539	15.5	14	12
Louisiana	1,656,338	1,381,625	1,118,588	274,763	19.9	233,037	28.5	24	23
Maine	742,371	694,466	661,086	47,505	6.9	33,386	5.0	34	31
Maryland	1,295,346	1,188,044	1,042,390	107,302	9.0	145,654	14.0	27	26
Massachusetts	3,366,416	2,805,348	2,238,947	561,070	20.0	566,399	25.3	6	7
Michigan	2,810,173	2,420,382	2,093,590	389,191	16.1	327,092	15.6	8	9
Minnesota	2,075,708	1,751,394	1,310,283	324,514	18.5	441,111	33.7	19	19
Mississippi	1,797,114	1,551,270	1,289,600	248,844	15.8	261,670	20.3	21	20
Missouri	3,293,335	3,106,665	2,679,185	185,670	6.0	427,480	16.0	7	5
Montana	376,053	243,329	142,924	132,724	54.5	100,405	70.3	40	43
Nebraska	1,192,214	1,066,300	1,062,656	125,914	11.8	3,644	0.3	29	27
Nevada	81,875	42,335	47,355	39,540	93.4	15,020	11.0	49	49
New Hampshire	430,572	411,588	376,530	18,984	4.6	35,058	9.3	39	37
New Jersey	2,537,167	1,883,669	1,144,933	653,498	34.7	488,736	30.4	11	15
New Mexico	327,301	135,310	160,282	131,991	67.6	35,028	21.9	44	44
New York	9,113,614	7,268,894	6,003,174	1,844,720	25.4	1,265,720	21.1	1	1
North Carolina	2,206,287	1,892,810	1,617,949	1,312,477	16.5	275,861	17.1	16	15
North Dakota	577,056	319,146	190,982	257,910	80.8	128,163	67.1	37	40
Ohio	4,767,121	4,157,545	3,672,329	609,576	14.7	485,216	13.2	4	4
Oklahoma	1,657,155	790,291	258,657	866,764	19.7	531,734	205.6	23	30
Oregon	672,765	413,536	317,704	259,229	62.7	95,832	30.2	35	36
Pennsylvania	7,665,111	6,302,115	5,258,113	1,352,996	21.6	1,044,020	19.9	2	2
Rhode Island	542,610	428,556	348,506	114,054	26.6	83,050	24.0	38	35
South Carolina	1,515,400	1,340,510	1,151,149	175,084	13.1	189,167	16.4	26	24
South Dakota	853,888	401,570	348,600	182,518	45.4	52,979	15.2	36	34
Tennessee	2,134,789	2,020,616	1,767,518	164,173	8.1	253,998	14.3	17	14
Texas	3,896,542	3,048,710	2,285,327	847,332	27.8	813,183	36.4	5	6
Utah	373,351	276,749	210,779	96,602	34.9	65,970	31.3	41	42
Vermont	355,956	343,641	322,422	12,315	3.6	11,219	3.4	42	39
Virginia	2,661,612	1,834,134	1,355,430	207,428	11.2	198,204	12.0	20	17
Washington	1,11,990	513,103	357,232	62,367	120.4	160,571	45.0	30	34
West Virginia	1,521,119	958,800	662,794	262,319	27.4	196,006	25.7	28	28
Wisconsin	2,333,860	2,069,042	1,693,330	264,818	12.8	375,712	25.2	13	18
Wyoming	145,965	92,831	62,555	53,434	57.7	29,976	47.9	48	48
Continental United States	91,972,266	75,994,576	62,947,714	15,947,691	21.0	13,046,861	20.7
Alaska	64,356	63,592	32,052	764	1.2	31,540	98.4
Hawaii	191,939	154,001	59,990	37,908	24.6	64,011	71.1
Porto Rico	1,118,012	953,769	..	164,739	37.3
†Total United States	93,346,543	77,165,937	63,069,756	16,151,732	20.9	13,142,412	22.7

*Decrease. †In 1899. ‡Does not include soldiers and sailors stationed abroad.

DECENNIAL INCREASE OF POPULATION.

Continental United States.			
Census.	Population.	Increase. Per cent.	
1910	91,972,266	15,977,691	21.0
1900	75,994,576	13,046,861	20.7
1890	62,947,714	12,791,931	25.5
1880	50,155,783	11,597,412	30.1
1870	38,568,371	7,115,050	22.6
1860	31,443,821	8,251,445	25.6
1850	23,191,876	6,122,423	35.9
1840	17,069,453	4,203,433	32.7
1830	12,866,020	3,227,567	33.5
1820	9,638,453	2,393,572	33.1
1810	7,239,831	1,931,395	36.4

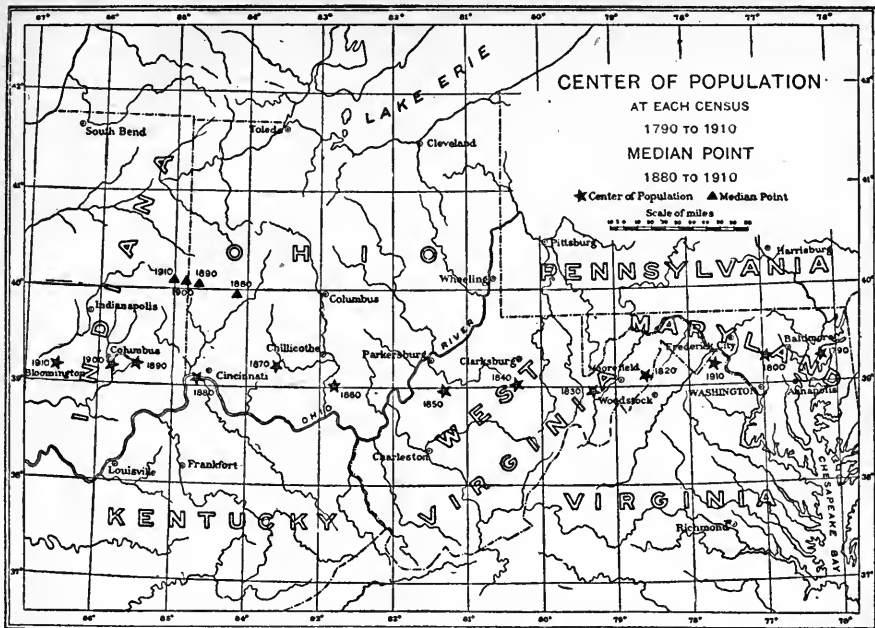
Census.		Population.		Increase. Per cent.	
1890	1890	1890	1890	1890	1890
..	..	5,308,483	1,379,269	35.1	..
..	..	3,929,214
Division. INCREASE (1900-1910). No. Per cent.					
New England	960,664	17.2	..
Middle Atlantic	3,861,214	25.0	..
East North Central	2,265,040	14.2	..
West North Central	1,290,498	12.5	..
South Atlantic	1,751,145	16.8	..
East South Central	862,144	11.4	..
West South Central	2,252,244	34.5	..
Mountain	958,860	57.3	..
Pacific	1,775,612	73.5	..

CENTER OF POPULATION AND MEDIAN LINES.

The center of population, according to the bureau of the census, may be said to represent the center of the gravity of the population. If the surface of the United States be considered as a rigid plane without weight, capable of sustaining the population distributed thereon, individuals being assumed to be of equal weight, and each, therefore, to exert a pressure on any supporting pivotal point directly proportional to his distance from the point, the

pivotal point on which the plane balances would, of course, be its center of gravity, and this is the point referred to by the term "center of population" as used by the census bureau in its reports.

The median point, which may be described as the numerical center of population, is in no sense a center of gravity. In determining the median point distance is not taken into account, and the location of the units of population is considered only in



relation to the intersecting median lines—as being north or south of the median parallel and east and west of the meridian.

The position of the center of population and its movement during each decade since 1790 is shown in the following table:

Census year.	North latitude.			West longitude.			Approximate location by important towns.	Movement in miles during preceding decade.			
	D.	M.	S.	D.	M.	S.		Direct line.	West ward.	North ward.	South ward.
1790....	39	16	30	76	11	1223 miles east of Baltimore, Md.....
1800....	39	16	6	76	56	3018 miles west of Baltimore, Md.....	40.6	40.6	0.5
1810....	39	11	30	77	37	1240 miles northwest by west of Washington, D. C.....	36.9	36.5	5.3
1820....	39	5	42	78	33	016 miles north of Woodstock, Va.....	50.5	50.1	6.7
1830....	38	57	54	79	16	5419 miles west-southwest of Moorefield, W. Va.*.....	40.4	39.4	9.0
1840....	39	2	0	80	18	016 miles south of Clarksburg, W. Va.*.....	55.0	54.8	4.7
1850....	38	59	0	81	19	023 miles southeast of Parkersburg, W. Va.*.....	54.8	54.7	3.5
1860....	39	0	24	82	48	4820 miles south of Chillicothe, O.....	80.6	80.6	1.6
1870....	39	12	0	83	35	4248 miles east by north of Cincinnati, O.....	44.1	42.1	13.3
1880....	39	4	8	84	39	408 miles west by south of Cincinnati, O.....	58.1	57.4	9.1
1890....	39	11	56	85	32	5320 miles east of Columbus, Ind.....	48.6	47.7	9.0
1900....	39	9	36	85	48	546 miles southeast of Columbus, Ind.....	14.6	14.4	2.8
1910....	39	10	12	86	32	20In the city of Bloomington, Ind.....	39.0	38.9	0.8

*West Virginia formed part of Virginia until 1860.

passes through central New Jersey, leaving the state near Burlington and entering Pennsylvania a few miles north of Philadelphia, thence passing through Norristown; and continuing through southern Pennsylvania and across the northern extremity of West Virginia, leaving the latter state at a

MEDIAN LINES.

In connection with the definition of the median point another method of presenting facts with regard to the geographical distribution of the population has been noted, involving the location of median lines. A parallel of latitude is determined which evenly divides the population so that the population north of that parallel is the same as that south. Similarly, a meridian of longitude is determined which divides the population evenly as between east and west. In calculating these median lines it is necessary, in the case of the square degrees of latitude and longitude which are traversed by the lines themselves, to assume that the population is evenly distributed through these square degrees or to make an estimated adjustment where this is obviously not the case.

The eastern terminus of the median parallel, according to the census of 1910, is on the New Jersey coast near Seagirt. In its course west this line

point a few miles north of Wheeling. It nearly bisects Ohio, Indiana and Illinois, crossing about ten miles north of Columbus, O.; twenty-five miles north of Indianapolis, Ind., and about twenty miles north of Springfield, Ill. Through Missouri it runs about thirty miles south of the Iowa and Missouri line, thence passing through Nebraska about ten miles north of its southern boundary, and across the northern part of Colorado, passing about five miles north of Boulder City. Its location in Utah is about forty-five miles south of Salt Lake City. There are no large towns near its course across the northern part of Nevada and California. The western terminus of the median parallel is on the Pacific coast, in Humboldt county, California, about five miles north of Point Delgada and twenty miles south of Cape Mendocino, the point of continental United States extending farthest west.

The median meridian starts at Whitefish point, on the northern peninsula of Michigan, near the eastern

end of Lake Superior, thence passing south about twenty-five miles west of Lausling and through Indiana about ten miles west of the Indiana-Ohio boundary and twenty-five miles west of Cincinnati. South of the Ohio river it bisects Kentucky, crosses eastern Tennessee and leaves that state twenty miles east of Chattanooga. Through Georgia it passes close to the Georgia-Alabama line, about two miles west of Columbus, Ga., leaving the state near the intersection of the Alabama, Georgia and Florida boundary lines. It then crosses the north-western part of Florida and terminates in the Gulf of Mexico at the city of Apalachicola. The following table shows the movement of the median lines from 1880 to 1910, inclusive:

Census year.	Median parallel.		Median meridian, west longitude.		Movement in miles.	
	D.	M. S.	D.	M.	Median parallel, northward.	Median meridian, westward.
1880.....	39	57	00	84	7	12
1890.....	40	2	51	84	40	1
1900.....	40	4	22	84	51	29
1910.....	40	6	24	84	59	59

MEDIAN POINT.

The exact location of the median point is indicated by the median lines already shown; in the following table its approximate location with reference to certain towns is described:

APPROXIMATE LOCATION BY IMPORTANT TOWNS.

1880.....	16 miles nearly due west of Springfield, O.
1890.....	5 miles southwest of Greenville, O.
1900.....	In Spartanburg, Ind.
1910.....	3 miles south of Winchester, Ind.

POPULATION BY COLOR OR RACE.

GENERAL SUMMARY.

Color or race.	1910.	1900.
White	81,731,957	66,809,196
Negro	9,827,763	8,833,994
Indian	265,683	237,196
Chinese	71,531	89,863
Japanese	72,157	24,326
All other	3,175
Total	91,972,266	75,994,575

BY STATES (1910).

State.	White.	Negro.	Indian.
Alabama	1,228,832	908,282	909
Arizona	171,468	2,009	29,201
Arkansas	1,131,026	442,891	460
California	2,259,672	21,645	16,371
Colorado	783,415	11,453	1,482
Connecticut	1,098,897	15,174	152
Delaware	171,102	31,181	5
District of Columbia	236,128	94,446	68
Florida	443,634	308,669	74
Georgia	1,431,802	1,176,987	95
Idaho	319,221	651	3,483
Illinois	5,526,962	109,049	188
Indiana	2,639,961	60,320	279
Iowa	2,209,191	14,973	471
Kansas	1,634,352	54,030	2,444
Kentucky	2,027,951	261,656	234
Louisiana	941,086	713,874	780
Maine	739,995	1,363	892
Maryland	1,062,639	232,250	55
Massachusetts	3,324,926	38,055	688
Michigan	2,785,247	17,115	7,519
Minnesota	2,059,227	7,084	9,053
Mississippi	786,111	1,009,487	1,253
Missouri	3,134,932	157,452	313
Montana	360,580	1,834	10,745
Nebraska	1,180,293	7,689	3,502
Nevada	74,276	512	5,240
New Hampshire	429,906	564	34
New Jersey	2,445,894	89,760	168
New Mexico	304,594	1,628	20,573
New York	8,966,845	134,191	6,046
North Carolina	1,600,511	697,843	7,851
North Dakota	569,585	617	6,846
Ohio	4,654,897	111,452	127
Oklahoma	1,444,531	137,612	74,825
Oregon	655,090	1,492	5,090

State.	White.	Negro.	Indian.
Pennsylvania	7,467,713	193,919	1,503
Rhode Island	532,492	9,529	284
South Carolina	679,161	835,843	331
South Dakota	563,771	817	19,137
Tennessee	1,711,432	473,088	216
Texas	3,204,848	690,049	702
Utah	366,532	1,144	3,123
Vermont	354,298	1,621	25
Virginia	1,389,809	671,096	530
Washington	1,109,111	6,058	10,997
West Virginia	1,156,817	64,173	36
Wisconsin	2,320,555	2,900	10,142
Wyoming	140,318	2,235	1,486
Total	81,731,957	9,827,763	265,683

BY STATES—CONTINUED.

State.	Chinese.	Japanese.	Other.
Alabama	62	4	4
Arizona	1,305	371
Arkansas	62	9	1
California	36,248	41,356	2,257
Colorado	373	2,300	1
Connecticut	462	71
Delaware	30	4
District of Columbia	369	47	11
Florida	191	60	1
Georgia	233	4
Idaho	859	1,363	12
Illinois	2,103	285	4
Indiana	276	38	2
Iowa	97	36	3
Kansas	16	107
Kentucky	52	12
Louisiana	57	31	110
Maine	108	33
Maryland	378	24
Massachusetts	2,582	151	14
Michigan	241	49	2
Minnesota	275	67	2
Mississippi	257	2	4
Missouri	535	99	4
Montana	1,285	1,585	24
Nebraska	112	590	28
Nevada	927	864	55
New Hampshire	67	1
New Jersey	1,139	206
New Mexico	248	258	19
New York	5,266	1,247	19
North Carolina	80	2
North Dakota	39	59
Ohio	569	76
Oklahoma	139	48
Oregon	7,363	3,418	312
Pennsylvania	1,784	190	2
Rhode Island	272	33
South Carolina	57	8
South Dakota	121	42
Tennessee	43	8	2
Texas	595	340	8
Utah	371	2,110	20
Vermont	8	3
Virginia	154	14
Washington	2,709	12,929	186
West Virginia	90	3
Wisconsin	226	24	3
Wyoming	246	1,596	84
Total	71,531	72,157	3,175

NEGROES IN LARGE CITIES.

City.	1910.	1900.	Pct.
Albany, N. Y.	1,037	1,178	1.0
Atlanta, Ga.	51,902	35,727	33.5
Baltimore, Md.	84,749	79,258	15.2
Birmingham, Ala.	52,305	16,575	39.4
Boston, Mass.	13,564	11,591	2.0
Bridgeport, Conn.	1,332	1,149	1.3
Buffalo, N. Y.	1,773	1,698	0.4
Cambridge, Mass.	4,707	3,888	4.5
Chicago, Ill.	44,103	30,150	2.0
Cincinnati, O.	19,639	14,482	5.4
Cleveland, O.	8,448	5,988	1.5
Columbus, O.	12,739	8,201	7.0
Dayton, O.	4,842	3,387	4.2
Denver, Col.	5,426	3,923	2.5

City.	1910.	1900.	Pct.
	1910.	1910.	
Detroit, Mich.....	5,741	4,111	1.2
Fall River, Mass.....	355	324	0.3
Grand Rapids, Mich.....	665	604	0.6
Indianapolis, Ind.....	21,816	15,931	9.3
Jersey City, N. J.....	5,960	3,704	2.2
Kansas City, Mo.....	23,566	17,567	9.5
Los Angeles, Cal.....	7,599	2,131	2.4
Louisville, Ky.....	40,522	39,139	18.1
Lowell, Mass.....	133	136	0.1
Memphis, Tenn.....	52,441	49,910	40.0
Milwaukee, Wis.....	980	862	0.3
Minneapolis, Minn.....	2,592	1,548	0.9
Nashville, Tenn.....	36,523	30,044	33.1
New Haven, Conn.....	3,561	2,887	2.7
New Orleans, La.....	89,262	77,714	26.3
New York, N. Y.....	91,709	60,666	1.9
Newark, N. J.....	9,475	6,694	2.7
Oakland, Cal.....	3,055	1,026	2.0
Omaha, Neb.....	4,426	3,443	3.6
Paterson, N. J.....	1,539	1,182	1.2
Philadelphia, Pa.....	34,459	62,613	6.5
Pittsburgh, Pa.....	25,325	20,355	4.8
Portland, Ore.....	1,045	775	0.5
Providence, R. I.....	5,316	4,817	2.4
Richmond, Va.....	46,733	32,230	36.6
Rochester, N. Y.....	879	601	0.4
St. Louis, Mo.....	43,960	35,516	6.4
St. Paul, Minn.....	3,144	2,263	1.5
San Francisco, Cal.....	1,642	1,654	0.1
Scranton, Pa.....	567	521	0.4
Seattle, Wash.....	2,296	406	1.0
Spokane, Wash.....	723	376	0.7

City.	1910.	1900.	Pct.
	1910.	1900.	
Syracuse, N. Y.....	1,124	1,034	0.8
Toledo, O.....	1,877	1,710	1.1
Washington, D. C.....	94,446	86,702	28.5
Worcester, Mass.....	1,241	1,104	0.9

NEGRO POPULATION BY CENSUS YEARS.

	1840.	1850.	1860.	1870.	1880.	1890.	1900.	1910.
1910.....	9,828,294	1840	2,873,648					
1900.....	8,840,793	1830	2,328,642					
1890.....	7,488,788	1820	1,771,656					
1880.....	6,580,793	1810	1,377,808					
1870.....	4,880,009	1800	1,002,037					
1860.....	4,441,830	1790	757,206					
1850.....	3,638,808							

PER CENT INCREASE BY COLOR OR RACE

(1900-1910).

Division.	White.	Negro.	*Other.
New England.....	17.3	12.2	†-0.5
Middle Atlantic.....	24.9	28.2	-1.8
East North Central.....	14.1	16.7	25.3
West North Central.....	12.3	2.0	-0.1
South Atlantic.....	20.4	10.3	28.5
East South Central.....	14.1	6.1	1.3
West South Central.....	40.9	17.1	17.1
Mountain.....	59.5	37.1	23.6
Pacific.....	75.4	99.7	15.4
United States.....	22.3	11.2	17.4

*Includes Indian, Chinese, Japanese and all other. †Minus sign (-) denotes decrease.

CLASSIFICATION OF POPULATION BY SEX.

GENERAL SUMMARY 1910.

Class.	Male.	Female.	*Ratio.
White.....	42,178,245	39,553,712	106.6
Negro.....	4,885,881	4,941,882	98.9
Indian.....	135,133	130,550	103.5
Chinese.....	66,856	4,675	1,430.1
Japanese.....	63,070	9,087	694.1
All other.....	3,092	83	
Native white.....	34,654,457	33,731,955	102.7
Native parentage.....	35,229,218	24,259,537	104.0
Foreign parentage.....	6,456,793	6,459,518	100.0
Mixed parentage.....	2,368,446	3,013,080	98.5
Foreign born.....	7,522,788	5,821,757	129.2
Total population.....	47,332,277	44,639,989	106.0

BY CENSUS YEARS.

Year.	Male.	Female.	*Ratio.
1910.....	47,332,277	44,639,989	106.0
1900.....	38,816,448	37,178,127	104.4
1890.....	32,237,101	30,710,613	105.0
1880.....	25,518,820	24,636,963	103.6
1870.....	19,493,565	19,064,806	102.2
1860.....	16,085,204	15,358,117	104.7
1850.....	11,837,660	11,354,216	104.3
1840.....	8,688,532	8,380,921	103.7
1830.....	6,532,489	6,333,531	103.1
1820.....	4,896,605	4,741,848	103.2

*Males to 100 females.

BY STATES (1910).

State.	Male.	Female.	State.	Male.	Female.	State.	Male.	Female.
Alabama.....	1,074,209	1,063,884	Minnesota.....	1,108,511	967,197	Utah.....	196,857	176,494
Arizona.....	118,582	85,772	Mississippi.....	905,761	891,353	Vermont.....	182,568	173,388
Arkansas.....	810,025	764,424	Missouri.....	1,687,838	1,605,497	Virginia.....	1,038,348	1,026,264
California.....	1,322,973	1,064,576	Montana.....	226,866	149,187	Washington.....	658,650	483,340
Colorado.....	430,697	368,327	Nebraska.....	627,782	564,432	West Virginia.....	644,044	577,075
Connecticut.....	563,641	551,115	Nevada.....	52,551	29,324	Wisconsin.....	1,208,541	1,125,319
Delaware.....	103,435	98,887	New Hampshire.....	216,290	214,282	Wyoming.....	91,666	54,299
Dist. Columbia.....	158,050	173,019	New Jersey.....	1,286,463	1,250,704	Total.....	47,332,122	44,640,144
Florida.....	394,166	358,453	New Mexico.....	175,245	152,056			
Georgia.....	1,305,019	1,304,102	New York.....	4,584,581	4,529,033			
Idaho.....	185,546	140,048	North Carolina.....	1,098,471	1,107,816			
Illinois.....	2,911,653	2,726,938	North Dakota.....	317,554	259,502			
Indiana.....	1,383,299	1,317,577	Ohio.....	2,434,765	2,332,356			
Iowa.....	1,148,171	1,076,600	Oklahoma.....	881,573	775,852			
Kansas.....	885,912	805,037	Oregon.....	384,255	338,510			
Kentucky.....	1,181,709	1,128,196	Pennsylvania.....	3,942,137	3,722,974			
Louisiana.....	835,275	821,113	Rhode Island.....	270,251	272,251			
Maine.....	377,053	365,318	South Carolina.....	751,842	763,558			
Maryland.....	644,225	651,121	South Dakota.....	317,101	266,787			
Massachusetts.....	1,655,256	1,711,190	Tennessee.....	1,103,491	1,081,298			
Michigan.....	1,454,534	1,355,639	Texas.....	2,017,612	1,878,930			

BY GEOGRAPHIC DIVISIONS.

Division.	Male.	Female.
New England.....	3,265,137	3,287,544
Middle Atlantic.....	9,813,181	9,502,711
East North Central.....	9,393,792	8,857,829
West North Central.....	6,092,569	5,545,052
South Atlantic.....	6,134,600	6,060,295
East South Central.....	4,245,170	4,164,731
West South Central.....	4,544,485	4,240,049
Mountain.....	1,478,010	1,155,507
Pacific.....	2,365,878	2,186,426

BY PRINCIPAL CITIES (1910).

City.	Male.	Female.	City.	Male.	Female.	City.	Male.	Female.
Albany, N. Y.....	48,270	51,983	Cleveland, O.....	289,262	271,401	Los Angeles, Cal.	162,669	156,529
Atlanta, Ga.....	74,501	80,338	Columbus, O.....	91,452	90,059	Louisville, Ky.....	108,548	115,860
Baltimore, Md.....	268,195	290,290	Dayton, O.....	58,848	57,729	Lowell, Mass.....	51,525	54,769
Birmingham, Ala.....	67,268	65,417	Denver, Col.....	107,395	105,986	Memphis, Tenn.....	66,270	64,835
Boston, Mass.....	329,703	340,882	Detroit, Mich.....	240,354	225,412	Milwaukee, Wis.....	189,488	184,369
Bridgeport, Conn.....	52,549	49,505	Fall River, Mass.....	57,627	61,668	Minneapolis, Minn.....	157,345	144,063
Buffalo, N. Y.....	212,502	211,213	Gr. Rapids, Mich.....	55,539	57,032	Nashville, Tenn.....	52,155	58,209
Cambridge, Mass.....	50,161	54,678	Indianapolis, Ind.....	116,069	117,581	New Haven, Conn.....	66,695	66,810
Chicago, Ill.....	1,125,764	1,059,519	Jersey City, N. J.....	137,457	130,322	New Orleans, La.....	163,239	175,836
Cincinnati, O.....	177,511	186,800	Kansas City, Mo.....	126,414	121,967	New York, N. Y.....	2,382,482	2,384,401

City.	Male.	Female.	City.	Male.	Female.	City.	Male.	Female.
Newark, N. J.....	173,389	174,089	Providence, R. I.....	110,288	114,038	Seattle, Wash.....	136,773	100,421
Oakland, Cal.....	78,222	71,952	Richmond, Va.....	60,905	66,723	Spokane, Wash.....	57,513	46,889
Omaha, Neb.....	64,802	59,294	Rochester, N. Y.....	108,352	109,737	Syracuse, N. Y.....	68,806	68,443
Paterson, N. J.....	62,439	63,161	St. Louis, Mo.....	346,068	340,961	Toledo, O.....	84,691	83,806
Philadelphia, Pa.....	760,463	788,545	St. Paul, Minn.....	111,809	102,935	Washington, D. C.....	158,050	173,019
Pittsburgh, Pa.....	273,589	260,316	San Francisco, Cal.....	236,901	180,011	Worcester, Mass.....	73,424	72,562
Portland, Ore.....	118,868	88,346	Scranton, Pa.....	65,591	64,276			

MEN OF VOTING AGE—21 YEARS AND OVER.

BY STATES.			City.			*Total.	White.	Negro.
State.	*Total.	White.	Negro.	Los Angeles, Cal.....	114,889	107,633	2,571	
Alabama.....	513,111	298,943	213,923	Louisville, Ky.....	67,676	53,980	13,687	
Arizona.....	74,051	65,097	764	Lowell, Mass.....	31,300	31,206	44	
Arkansas.....	395,824	284,301	111,365	Memphis, Tenn.....	44,309	27,031	17,238	
California.....	920,397	846,207	8,143	Milwaukee, Wis.....	113,106	112,651	396	
Colorado.....	271,648	264,603	4,283	Minneapolis, Minn.....	105,305	103,961	1,227	
Connecticut.....	347,692	342,392	4,765	Nashville, Tenn.....	30,774	28,023	9,713	
Delaware.....	61,887	52,804	9,050	New Haven, Conn.....	40,510	39,233	1,191	
District of Columbia.....	103,761	75,765	27,621	New Orleans, La.....	96,997	71,387	25,269	
Florida.....	214,195	124,311	89,659	New York, N. Y.....	1,433,749	1,397,766	80,555	
Georgia.....	620,616	353,569	266,814	Newark, N. J.....	103,234	99,998	3,015	
Idaho.....	110,863	107,469	328	Oakland, Cal.....	53,967	49,163	1,238	
Illinois.....	1,743,182	1,701,042	39,983	Omaha, Neb.....	43,216	41,263	1,855	
Indiana.....	822,434	801,431	20,651	Paterson, N. J.....	36,873	36,343	453	
Iowa.....	663,672	657,914	5,443	Philadelphia, Pa.....	468,813	439,654	28,120	
Kansas.....	508,529	490,225	17,583	Pittsburgh, Pa.....	166,424	156,818	9,362	
Kentucky.....	603,454	527,661	75,694	Portland, Ore.....	88,908	81,921	525	
Louisiana.....	414,919	240,001	174,211	Providence, R. I.....	68,988	66,948	1,765	
Maine.....	325,727	234,855	476	Richmond, Va.....	37,204	23,911	13,279	
Maryland.....	367,908	303,561	63,963	Rochester, N. Y.....	69,564	69,217	305	
Massachusetts.....	1,021,669	1,006,431	12,591	St. Louis, Mo.....	221,913	205,065	16,381	
Michigan.....	870,876	862,222	6,266	St. Paul, Minn.....	72,073	70,459	1,573	
Minnesota.....	642,669	636,903	3,390	San Francisco, Cal.....	175,951	164,127	831	
Mississippi.....	426,953	192,741	233,701	Scranton, Pa.....	37,059	36,837	216	
Missouri.....	973,062	919,480	52,321	Seattle, Wash.....	101,685	85,052	1,204	
Montana.....	155,017	148,733	851	Spokane, Wash.....	49,254	39,439	305	
Nebraska.....	353,626	348,915	3,225	Syracuse, N. Y.....	44,713	44,261	437	
Nevada.....	40,026	36,822	229	Toledo, O.....	52,748	51,990	719	
New Hampshire.....	176,668	136,393	200	Washington, D. C.....	103,761	75,765	27,621	
New Jersey.....	734,702	744,342	28,601	Worcester, Mass.....	45,601	45,147	384	
New Mexico.....	94,637	83,733	644	*Includes Indian, Chinese, etc.				
North Carolina.....	2,836,773	2,783,371	45,877					
North Dakota.....	506,134	357,611	146,752					
Ohio.....	1,733,890	1,711,941	311					
Oklahoma.....	1,484,265	1,444,477	29,188					
Oregon.....	447,266	395,377	36,841					
Pennsylvania.....	2,571,188	2,453,343	76,666					
Rhode Island.....	2,309,026	2,242,597	64,272					
South Carolina.....	163,834	160,412	3,067					
South Dakota.....	335,046	165,769	169,155					
Tennessee.....	178,189	172,722	341					
Texas.....	552,668	433,431	119,142					
Utah.....	1,003,357	835,962	166,398					
Vermont.....	104,115	100,436	568					
Virginia.....	113,506	112,513	975					
Washington.....	523,532	363,659	159,593					
West Virginia.....	411,294	422,679	3,170					
Wisconsin.....	338,349	315,498	22,757					
Wyoming.....	683,743	679,841	1,082					
	63,201	59,698	1,325					

United States.....26,999,151 24,357,514 2,453,873
 *Includes 62,967 Indians, 60,421 Chinese and 56,638 Japanese.

BY PRINCIPAL CITIES.

City.	*Total.	White.	Negro.
Albany, N. Y.....	32,000	31,586	379
Atlanta, Ga.....	44,510	30,577	13,865
Baltimore, Md.....	163,554	137,025	26,214
Birmingham, Ala.....	40,699	24,248	16,441
Boston, Mass.....	208,321	202,105	5,070
Bridgeport, Conn.....	32,991	32,461	471
Buffalo, N. Y.....	128,133	127,300	740
Cambridge, Mass.....	30,262	29,777	1,384
Chicago, Ill.....	700,590	680,950	17,845
Cincinnati, O.....	113,919	106,508	7,387
Cleveland, O.....	177,386	173,847	3,298
Columbus, O.....	60,892	55,821	5,028
Dayton, O.....	38,236	36,432	1,781
Denver, Col.....	71,990	69,256	1,199
Detroit, Mich.....	150,017	147,737	2,224
Fall River, Mass.....	31,647	31,441	133
Grand Rapids, Mich.....	34,295	34,008	264
Indianapolis, Ind.....	76,743	69,141	7,556
Jersey City, N. J.....	80,866	78,617	2,104
Kansas City, Mo.....	87,457	78,269	9,101

CITIZENSHIP OF FOREIGN BORN WHITE MALES (1910).

(21 years of age and over.)			
BY STATES.			
State.	Naturalized.	1st papers.	Allen.
Alabama.....	4,841	684	2,793
Arizona.....	5,912	1,113	14,574
Arkansas.....	5,284	595	1,388
California.....	137,274	27,708	99,940
Colorado.....	35,245	6,536	19,615
Connecticut.....	60,608	9,103	69,431
Delaware.....	3,707	658	3,189
District of Columbia.....	6,474	1,058	2,304
Florida.....	5,959	783	7,411
Georgia.....	4,023	625	1,846
Idaho.....	12,817	2,478	6,215
Illinois.....	317,339	43,482	174,581
Indiana.....	42,533	13,320	18,354
Iowa.....	90,573	6,654	20,275
Kansas.....	39,146	6,173	12,247
Kentucky.....	13,225	815	2,754
Louisiana.....	10,024	1,166	9,151
Maine.....	14,994	3,278	23,672
Maryland.....	24,256	1,490	15,573
Massachusetts.....	189,126	30,016	212,032
Michigan.....	167,304	26,235	76,550
Minnesota.....	179,187	26,222	58,132
Mississippi.....	2,445	257	1,233
Missouri.....	65,612	10,117	25,835
Montana.....	27,635	6,749	16,347
Nebraska.....	57,270	9,924	12,347
Nevada.....	5,606	1,282	4,479
New Hampshire.....	16,415	1,421	19,377
New Jersey.....	128,438	24,511	122,076
New Mexico.....	4,267	709	6,048
New York.....	502,083	131,085	475,259
North Carolina.....	1,439	194	827
North Dakota.....	46,636	9,824	10,965

State.	Naturalized.	1st papers.	Allen.	City.	Naturalized.	1st papers.	Allen.
Ohio	142,465	17,509	113,856	Newark, N. J.	21,427	4,982	19,204
Oklahoma	12,074	1,477	4,449	Oakland, Cal.	10,237	2,004	5,968
Oregon	29,675	7,591	17,430	Omaha, Neb.	7,079	2,103	2,868
Pennsylvania	248,827	46,416	367,766	Paterson, N. J.	9,817	1,387	6,023
Rhode Island	32,040	5,314	31,996	Philadelphia, Pa.	69,415	15,533	63,156
South Carolina	1,602	184	739	Pittsburgh, Pa.	28,797	5,355	28,439
South Dakota	32,495	8,020	4,376	Portland, Ore.	11,251	3,058	7,097
Tennessee	5,444	464	1,867	Providence, R. I.	12,988	2,815	14,910
Texas	43,383	6,833	37,865	Richmond, Va.	943	123	503
Utah	15,351	2,415	9,626	Rochester, N. Y.	13,003	2,947	8,361
Vermont	10,811	1,164	9,652	St. Louis, Mo.	33,081	7,049	15,918
Virginia	6,411	859	4,693	St. Paul, Minn.	17,071	2,586	5,576
Washington	68,895	15,258	43,203	San Francisco, Cal.	36,375	10,681	21,872
West Virginia	7,263	1,353	22,545	Scranton, Pa.	7,930	964	6,801
Wisconsin	142,848	47,708	42,937	Seattle, Wash.	16,438	3,068	11,474
Wyoming	6,837	1,937	8,125	Spokane, Wash.	5,495	1,374	3,451
				Syracuse, N. Y.	7,036	862	4,715
Total	3,034,117	570,772	2,266,535	Toledo, O.	8,752	724	4,308
Per cent.	45.6	8.6	34.1	Washington, D. C.	6,474	1,058	2,304
				Worcester, Mass.	9,126	1,514	11,184

NOTE—The citizenship of 773,393, or 11.7 per cent of the foreign born males 21 years of age and over, was not reported.

BY PRINCIPAL CITIES.

Albany, N. Y.	4,827	462	1,661
Atlanta, Ga.	1,011	193	565
Baltimore, Md.	16,643	2,664	9,559
Birmingham, Ala.	1,179	136	839
Boston, Mass.	47,791	10,438	40,516
Bridgeport, Conn.	6,563	1,038	8,136
Buffalo, N. Y.	29,409	4,413	16,255
Cambridge, Mass.	7,162	1,189	5,866
Chicago, Ill.	190,693	31,585	124,553
Cincinnati, O.	17,253	1,733	6,250
Cleveland, O.	40,482	7,826	40,221
Columbus, O.	4,453	414	2,349
Dayton, O.	3,451	396	2,964
Denver, Col.	10,959	2,102	3,801
Detroit, Mich.	32,891	7,271	28,733
Fall River, Mass.	8,368	732	10,593
Grand Rapids, Mich.	7,758	1,016	3,301
Indianapolis, Ind.	6,088	1,189	1,795
Jersey City, N. J.	16,556	3,067	14,404
Kansas City, Mo.	6,953	890	2,564
Los Angeles, Cal.	14,097	2,730	8,662
Louisville, Ky.	5,704	380	1,152
Lowell, Mass.	7,028	427	9,897
Memphis, Tenn.	1,664	197	808
Milwaukee, Wis.	26,155	9,827	14,435
Minneapolis, Minn.	23,462	5,487	10,305
Nashville, Tenn.	951	80	170
New Haven, Conn.	8,628	1,426	7,693
New Orleans, La.	5,138	595	3,703
New York, N. Y.	318,091	106,525	339,473

WOMEN 21 YEARS OF AGE AND OVER (1910).

State.	Number.	State.	Number.
Alabama	501,959	New York	2,757,521
Arizona	43,891	North Carolina	519,575
Arkansas	351,994	North Dakota	122,406
California	671,386	Ohio	1,398,341
Colorado	213,425	Oklahoma	356,134
Connecticut	335,131	Oregon	168,223
Delaware	58,442	Pennsylvania	2,114,008
Dist. Columbia	116,148	Rhode Island	166,391
Florida	178,685	South Carolina	343,958
Georgia	613,149	South Dakota	134,187
Idaho	69,818	Tennessee	542,408
Illinois	1,567,491	Texas	884,218
Indiana	770,658	Utah	85,729
Iowa	603,644	Vermont	106,883
Kansas	438,934	Virginia	518,473
Kentucky	579,756	Washington	277,727
Louisiana	395,354	West Virginia	284,969
Maine	225,736	Wisconsin	611,157
Maryland	373,819	Wyoming	28,840
Massachusetts	1,074,485		
Michigan	786,033	United States	24,555,754
Minnesota	512,411	White	22,059,236
Mississippi	412,941	Native parent-	
Missouri	896,152	age*	12,484,481
Montana	81,741	Foreign parent-	
Nebraska	298,040	age*	4,567,647
Nevada	18,140	Foreign born	5,007,108
New Hampshire	135,372	Negro	2,427,742
New Jersey	736,659	Indian	60,169
New Mexico	73,152	Other	8,607
		*Foreign or mixed parentage.	

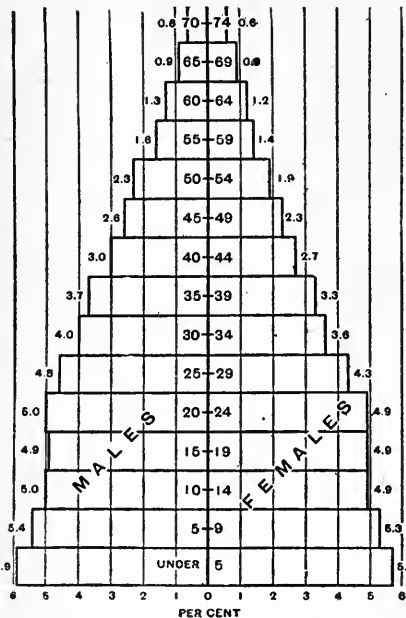
MALES OF MILITIA AGE—18 TO 44 YEARS (1910).

State.	Number.	State.	Number.	State.	Number.	State.	Number.
Alabama	401,145	Kansas	370,227	New Jersey	597,513	Texas	804,980
Arizona	58,962	Kentucky	457,493	New Mexico	73,097	Utah	84,449
Arkansas	311,792	Louisiana	338,343	New York	2,156,361	Vermont	73,685
California	665,522	Maine	151,325	North Carolina	392,192	Virginia	398,728
Colorado	203,982	Maryland	271,373	North Dakota	145,623	Washington	340,872
Connecticut	257,996	Massachusetts	760,324	Ohio	1,076,923	West Virginia	275,048
Delaware	44,634	Michigan	616,729	Oklahoma	357,933	Wisconsin	497,922
Dist. Columbia	75,349	Minnesota	491,113	Oregon	190,553	Wyoming	54,654
Florida	171,688	Mississippi	345,745	Pennsylvania	1,788,619		
Georgia	497,095	Missouri	721,166	Rhode Island	125,213	United States	20,473,684
Idaho	86,384	Montana	123,232	South Carolina	276,783	Total in 1900	16,182,702
Illinois	1,330,556	Nebraska	267,497	South Dakota	140,635	Per cent 1910*	22.3
Indiana	580,557	Nevada	29,383	Tennessee	423,088	Per cent 1900*	21.3
Iowa	475,829	New Hampshire	90,357			*Per cent of total population.	

POPULATION BY AGE PERIODS.

Age period.	Total.	Male.	Female.	Age period.	Total.	Male.	Female.
Under 5 years	10,631,364	5,380,596	5,250,768	60 to 64 years	2,267,150	1,185,966	1,081,184
Under 1 year	2,217,342	1,123,409	1,093,933	65 to 69 years	1,679,503	863,994	815,509
5 to 9 years	9,760,632	4,924,123	4,836,509	70 to 74 years	1,113,723	561,644	552,084
10 to 14 years	9,107,140	4,601,753	4,505,387	75 to 79 years	667,302	331,280	336,022
15 to 19 years	9,063,603	4,527,282	4,536,321	80 to 84 years	321,745	153,745	168,009
20 to 24 years	9,056,984	4,580,290	4,476,694	85 to 89 years	122,318	56,335	66,483
25 to 29 years	8,180,003	4,244,348	3,935,655	90 to 94 years	33,473	14,553	18,920
30 to 34 years	6,972,185	3,656,768	3,315,417	95 to 99 years	7,351	3,045	4,306
35 to 39 years	6,396,100	3,267,016	3,129,084	100 years and over	3,559	1,840	1,715
40 to 44 years	5,261,587	2,786,350	2,475,237	Age unknown	169,055	114,443	54,612
45 to 49 years	4,469,197	2,378,916	2,090,281	All ages	91,972,266	47,332,277	44,639,989
50 to 54 years	3,900,791	2,110,013	1,790,778				
55 to 59 years	2,786,951	1,488,437	1,298,514				

DISTRIBUTION BY AGE PERIODS OF TOTAL POPULATION IN 1910.



Age period.	White.	Negro.	Indian.
90 to 99 years.....	27,161	6,850	458
85 to 89 years.....	4,757	2,447	187
100 years and over.....	764	2,675	116
Age unknown.....	134,224	31,040	949

All ages.....81,731,957 9,827,763 265,683

CLASSIFIED BY BROADER AGE PERIODS (1910).

Class and age period.	Total.	Male.	Female.
Total population.....	91,972,266	47,332,277	44,639,989
Under 5 years.....	10,631,364	5,380,596	5,250,768
5 to 14 years.....	18,867,772	9,525,876	9,341,896
15 to 24 years.....	18,120,587	9,107,572	9,013,015
25 to 44 years.....	26,809,875	14,054,482	12,755,393
45 to 64 years.....	13,424,089	7,163,332	6,260,757
65 years and over.....	3,949,524	1,985,976	1,963,548
Native white — Native parentage.....	49,488,575	25,229,218	24,259,357
Under 5 years.....	6,546,282	3,326,237	3,220,045
5 to 14 years.....	11,855,298	5,669,886	5,515,412
15 to 24 years.....	9,771,977	4,885,442	4,886,535
25 to 44 years.....	12,946,441	6,642,210	6,304,231
45 to 64 years.....	6,740,000	3,547,325	3,192,675
65 years and over.....	2,201,068	1,089,349	1,111,719
Native white—Foreign parentage.....	18,897,837	9,425,239	9,472,598
Under 5 years.....	2,674,125	1,350,473	1,323,652
5 to 14 years.....	4,551,444	2,289,629	2,261,815
15 to 24 years.....	4,078,683	2,008,982	2,069,701
25 to 44 years.....	5,210,109	2,565,634	2,644,475
45 to 64 years.....	2,117,386	1,076,222	1,041,164
65 years and over.....	255,586	128,662	126,924
Foreign born—White.....	13,345,545	7,523,788	5,821,757
Under 5 years.....	102,507	51,940	50,567
5 to 14 years.....	656,839	331,955	324,984
15 to 24 years.....	2,104,142	1,175,674	928,468
25 to 44 years.....	5,879,979	3,442,770	2,437,209
45 to 64 years.....	3,392,518	1,894,735	1,497,783
65 years and over.....	1,183,349	607,008	576,341
Negro.....	9,827,763	4,855,881	4,941,882
Under 5 years.....	1,263,288	629,320	633,968
5 to 14 years.....	2,401,819	1,197,249	1,204,570
15 to 24 years.....	2,091,211	990,102	1,101,109
25 to 44 years.....	2,638,178	1,304,098	1,334,080
45 to 64 years.....	1,108,103	595,554	512,549
65 years and over.....	294,124	152,482	141,642
Indian.....	265,683	135,133	130,550
Under 5 years.....	40,384	20,202	20,182
5 to 14 years.....	67,934	34,548	33,386
15 to 24 years.....	50,380	25,887	24,493
25 to 44 years.....	60,175	30,840	29,335
45 to 64 years.....	32,925	17,055	15,870
65 years and over.....	12,986	6,130	6,856
Chinese, Japanese and other.....	146,863	133,018	13,845
Under 5 years.....	4,778	2,424	2,354
5 to 14 years.....	4,438	2,609	1,829
15 to 24 years.....	24,244	21,495	2,749
25 to 44 years.....	74,993	68,930	6,063
45 to 64 years.....	33,157	32,441	716
65 years and over.....	2,411	2,345	66

NOTE—The years under 5 may be designated as early childhood; those from 5 to 14 as the school period; those from 15 to 24 as the period of youth; those from 25 to 44 as the prime of life; those from 45 to 64 as middle or late middle life, and those of 65 and over as old age.

URBAN AND RURAL POPULATION BY AGE (1910).

Age period.	Population.		Pct. of total.	
	Urban.	Rural.	Urban.	Rural.
Under 5 years.....	4,206,291	6,431,073	9.9	13.0
5 to 9 years.....	3,773,917	5,986,715	8.9	12.1
10 to 14 years.....	3,627,408	5,479,732	8.5	11.1
15 to 19 years.....	4,003,271	5,060,332	9.4	10.3
20 to 24 years.....	4,570,558	4,486,426	10.7	9.1
25 to 29 years.....	4,338,332	3,841,611	10.2	7.8
30 to 34 years.....	3,697,202	3,274,983	8.7	7.6
35 to 44 years.....	6,133,259	4,524,428	14.4	11.2
45 to 54 years.....	4,185,722	4,184,266	9.8	8.5
55 to 64 years.....	2,302,142	2,751,959	5.4	5.6
65 years and over.....	1,693,010	2,256,514	4.0	4.6
5 to 14 years.....	7,401,325	11,466,447	17.4	23.2
15 to 24 years.....	8,573,829	9,646,758	20.1	19.3
25 to 44 years.....	14,168,853	12,641,022	33.2	25.6
45 to 64 years.....	6,487,864	6,836,225	15.2	14.1
All ages.....	42,623,383	49,348,883	46.3	53.7

AGE PERIODS BY COLOR (1910).

Age period.	White.	Negro.	Indian.
Under 5 years.....	9,322,914	1,263,288	40,384
Under 1 year.....	1,955,605	252,386	8,216
5 to 9 years.....	8,475,173	1,246,553	36,541
10 to 14 years.....	7,918,408	1,155,266	31,393
15 to 19 years.....	7,968,391	1,060,416	28,486
20 to 24 years.....	7,986,411	1,030,795	21,844
25 to 29 years.....	7,257,136	881,227	18,137
30 to 34 years.....	6,267,276	668,089	15,243
35 to 39 years.....	5,731,845	633,449	14,834
40 to 44 years.....	4,780,272	455,413	11,961
45 to 49 years.....	4,061,062	385,909	9,837
50 to 54 years.....	3,555,313	326,070	9,343
55 to 59 years.....	2,564,206	209,622	7,171
60 to 64 years.....	2,069,323	186,504	6,524
65 to 69 years.....	1,549,954	123,550	4,482
70 to 74 years.....	1,030,884	78,839	3,382
75 to 79 years.....	620,932	44,018	2,105
80 to 84 years.....	294,555	25,579	1,565
85 to 89 years.....	110,936	11,166	691

POPULATION OF STATES BY AGE PERIODS (1910).

State.	Under 5.		5-14.		15-24.		25-44.		45-64.		65+.	
	Pct.	Pct.	Pct.	Pct.	Pct.	Pct.	Pct.	Pct.	Pct.	Pct.	Pct.	
Alabama.....	14.6	25.2	20.6	24.5	11.9	3.1						
Arizona.....	12.1	19.6	18.7	33.6	12.8	2.8						
Arkansas.....	14.7	24.7	20.7	25.1	11.8	2.9						
California.....	8.1	14.7	18.1	35.6	17.8	5.3						
Colorado.....	10.3	18.2	18.8	33.1	15.9	3.3						
Connecticut.....	10.1	17.7	18.8	31.7	16.3	5.3						
Delaware.....	9.9	19.0	19.1	29.4	17.2	5.2						
Dist. of Columbia.....	8.1	15.1	18.9	36.1	16.4	5.1						
Florida.....	12.9	22.8	20.6	28.5	12.0	2.9						
Georgia.....	14.4	25.4	20.7	24.7	11.5	3.1						
Idaho.....	12.4	20.9	19.1	31.0	13.5	2.7						
Illinois.....	10.6	18.9	19.9	31.0	15.0	4.3						
Indiana.....	10.2	19.3	18.9	29.0	17.0	5.5						
Iowa.....	10.6	20.3	19.6	27.9	15.8	5.6						

State and sex.	Single.	Married.	Wid-owed.	Di-voiced.	State and sex.	Single.	Married.	Wid-owed.	Di-voiced.
Colorado—Male	129,828	167,799	13,457	2,782	Female	186,773	411,118	79,832	5,177
Female	65,931	160,545	25,752	3,043	Texas—Male	466,582	717,027	57,862	6,273
Delaware—Male	28,027	41,451	3,752	184	Female	296,498	513,569	116,712	9,283
Female	20,576	40,915	7,170	205	Utah—Male	51,890	68,608	6,255	730
Georgia—Male	266,405	470,746	31,964	2,209	Female	30,083	66,255	9,949	913
Female	209,221	475,941	98,502	4,250	Vermont—Male	45,567	77,671	8,281	1,281
Idaho—Male	59,751	64,043	4,407	943	Female	32,963	75,615	15,215	990
Female	21,475	58,994	5,599	467	Virginia—Male	250,218	364,751	31,628	1,760
Illinois—Male	813,770	1,143,793	86,077	11,008	Female	205,232	366,488	73,120	2,619
Female	577,197	1,113,992	191,345	13,172	Washington—Male	245,634	231,139	18,207	4,606
Indiana—Male	333,109	585,360	49,604	7,865	Female	88,669	214,653	26,560	3,893
Female	242,128	576,524	96,210	8,478	West Virginia—Male	161,746	236,044	15,211	1,431
Iowa—Male	308,673	447,132	35,574	4,891	Female	99,881	225,691	28,276	1,863
Female	219,845	441,599	67,423	5,285	Wisconsin—Male	343,440	444,704	34,570	3,875
Kansas—Male	229,804	348,915	27,585	3,943	Female	246,039	435,336	67,563	4,289
Female	143,352	343,520	47,021	3,868	Wyoming—Male	40,383	28,498	2,042	500
Kentucky—Male	265,864	435,835	38,207	4,420	Female	8,225	24,199	2,164	340
Female	201,589	436,478	78,648	6,556					
Maine—Male	95,261	158,941	17,531	2,636					
Female	72,543	156,535	32,444	2,490					
Maryland—Male	171,025	246,717	22,100	1,498					
Female	149,842	247,837	51,842	1,431					
Massachusetts—Male	479,048	655,740	56,800	4,791					
Female	465,400	644,531	143,519	5,968					
Michigan—Male	373,079	602,102	47,409	7,479					
Female	256,062	587,253	92,424	7,504					
Minnesota—Male	362,119	373,701	29,355	2,835					
Female	224,076	360,135	51,175	2,996					
Mississippi—Male	185,076	321,009	27,979	2,874					
Female	136,722	323,929	66,661	4,666					
Missouri—Male	435,219	665,938	56,518	7,020					
Female	308,784	669,819	118,472	8,558					
Montana—Male	91,760	74,423	5,338	1,175					
Female	25,961	61,185	7,380	834					
Nebraska—Male	176,075	233,273	16,353	2,396					
Female	109,278	230,441	28,980	2,417					
Nevada—Male	22,508	18,160	2,023	608					
Female	4,411	14,109	2,124	275					
New Jersey—Male	346,544	524,166	39,812	1,552					
Female	279,432	506,985	94,289	1,884					
New Mexico—Male	43,684	63,648	5,987	759					
Female	21,461	61,048	8,845	867					
New York—Male	1,327,537	1,840,960	145,844	7,436					
Female	1,109,671	1,793,558	173,190	10,227					
North Carolina—Male	234,954	382,288	26,543	999					
Female	207,677	386,828	68,302	1,698					
North Dakota—Male	98,659	102,680	6,091	664					
Female	46,828	98,370	8,133	557					
Ohio—Male	634,137	1,022,124	83,738	10,594					
Female	481,784	991,870	178,798	12,386					
Oklahoma—Male	197,510	321,550	26,662	3,151					
Female	100,265	317,450	36,128	2,863					
Oregon—Male	140,653	137,984	12,660	3,412					
Female	55,242	128,182	17,540	2,225					
Pennsylvania—Male	1,056,327	1,560,397	117,728	7,138					
Female	800,392	1,473,465	259,641	8,604					
South Carolina—Male	154,312	259,205	18,986	401					
Female	130,808	263,611	54,714	832					
South Dakota—Male	96,007	108,368	7,686	1,189					
Female	49,274	105,949	11,137	1,026					
Tennessee—Male	242,482	409,478	35,783	3,074					

MARITAL CONDITION BY LARGE CITIES.*
POPULATION 15 YEARS AND OVER.

City and sex.	Single.	Mar-ried.	Wid-owed.	Di-voiced.
Baltimore, Md.—Male	76,598	106,466	9,318	922
Female	76,947	108,520	27,605	1,198
Boston, Mass.—Male	106,277	122,810	10,802	914
Female	101,490	120,215	10,110	1,516
Buffalo, N. Y.—Male	63,132	83,304	5,684	306
Female	52,939	81,424	16,112	4,546
Chicago, Ill.—Male	343,206	412,807	27,586	3,959
Female	251,715	423,839	76,833	5,890
Cincinnati, O.—Male	56,365	70,868	6,427	904
Female	51,293	70,435	20,416	1,409
Cleveland, O.—Male	79,852	121,035	6,534	910
Female	58,160	113,234	18,895	1,347
Detroit, Mich.—Male	70,667	98,741	5,836	992
Female	52,074	92,488	15,996	1,598
Jersey City, N. J.—Male	40,102	51,147	4,338	113
Female	29,830	49,634	10,112	129
Los Angeles, Cal.—Male	51,501	71,807	5,559	1,433
Female	35,307	70,635	16,544	1,728
Milwaukee, Wis.—Male	55,852	74,449	4,394	724
Female	46,515	71,129	12,127	1,125
Minneapolis, Minn.—Male	56,540	58,384	4,192	596
Female	40,647	56,664	9,643	869
New Orleans, La.—Male	47,705	59,532	5,934	382
Female	42,644	60,852	22,449	698
New York, N. Y.—Male	711,954	912,366	62,451	3,079
Female	617,885	892,969	183,897	5,213
Newark, N. J.—Male	46,760	70,082	4,697	223
Female	40,009	68,914	13,210	289
Philadelphia, Pa.—Male	216,401	304,450	26,818	1,440
Female	204,179	300,629	71,509	1,904
Pittsburgh, Pa.—Male	83,849	104,125	7,303	555
Female	64,722	98,734	19,760	814
St. Louis, Mo.—Male	109,565	136,793	11,474	1,712
Female	83,462	134,797	33,702	2,605
San Francisco, Cal.—Male	96,430	81,243	7,451	2,532
Female	84,858	74,790	18,260	2,694
Washington, D. C.—Male	48,164	64,432	6,253	535
Female	46,474	65,688	21,152	849

*Cities of 250,000 or more population in 1900.

FOREIGN BORN POPULATION OF THE UNITED STATES.

Country of birth.	TOTAL FOREIGN BORN.		*Pct. in-crease.	Country of birth.	TOTAL FOREIGN BORN.		*Pct. in-crease.
	1910.	1900.			1910.	1900.	
Northwestern Europe	6,740,400	7,016,311	-3.9	Russia and Finland	1,732,462	640,743	170.4
Great Britain	1,221,283	1,167,623	4.6	Russia	1,602,782	578,102	177.2
England	877,719	840,513	4.4	Finland	129,680	67,039	107.0
Scotland	261,076	233,524	11.8	Austria-Hungary	1,670,582	637,009	162.3
Wales	82,488	82,488	-11.9	Austria	1,174,973	491,295	139.2
Ireland	1,352,251	1,615,459	-16.3	Hungary	495,609	145,714	240.1
Germany	2,501,323	2,813,628	-11.1	Balkan peninsula	220,946		
Scandinavian countries	1,250,733	1,072,092	16.7	Roumania	65,923	15,032	338.6
Norway	403,877	336,388	20.1	Bulgaria	11,498		
Sweden	665,207	582,014	14.3	Servia	4,639		
Denmark	181,649	153,690	18.2	Montenegro	5,374		
Netherlands	120,063	94,931	26.5	Greece	101,282	8,515	1089.5
Belgium	49,400	29,757	66.0	Turkey and Europe	32,280	9,910	
Luxemburg	3,071	3,081	1.3				
France	117,413	104,197	12.7	Europe	11,791,841	8,871,780	32.9
Switzerland	124,848	115,593	8.0	China	56,756	81,534	-30.4
Southern and Eastern Europe	5,048,583	1,832,894	175.4	Japan	67,744	24,788	173.3
Portugal	59,360	30,608	93.9	India	4,664	2,031	129.6
Spain	22,108	7,050	213.6	Turkey in Asia	59,729		
Italy	1,343,125	484,027	177.5	Other Asiatic	2,591	11,895	-78.2

Country of birth.	1910.	1900.	*Pct. in-crease.
Canada—Newfoundland ...	1,209,717	1,179,922	2.5
Canada—French	385,083	395,126	-2.5
Canada—Other	819,554	784,796	4.4
West Indies.....	47,635	25,435	87.3
Cuba	15,133	11,081	36.6
Other West Indies.....	32,502	14,354	126.4
Mexico	221,915	103,393	114.6
Central America.....	1,736	3,897	-55.5
South America.....	8,228	4,733	73.8
America	1,489,231	1,317,380	13.0
Africa	3,992	2,538	57.3
Australia	9,035	6,807	32.7
Atlantic Islands.....	18,274	9,768	87.1
Pacific Islands.....	2,415	2,013	20.0
Country not specified.....	2,687	2,546	5.5
Born at sea.....	6,927	8,196	-15.5

Total foreign born.....13,515,886 10,341,276 30.7
*Minus sign (-) denotes decrease.

NOTE—The figures for Europe include 2,858 from country not specified in 1910 and 22,575 in 1900. Bulgaria, Servia and Montenegro were included under "country not specified" in 1900. Turkey in Europe and Turkey in Asia were combined in the 1900 census. Newfoundland was included with Canada in 1900 census.

POPULATION OF FOREIGN BIRTH OR PAR-ENTAGE (1910).

Country of origin.	Foreign born.	Both parents foreign.	One parent foreign.
Austria	1,174,924	709,070	117,565
Belgium	49,397	26,448	13,419
Bulgaria*	21,451	948	286
Canada—French	385,083	320,976	216,179
Canada—Other	810,987	859,204	704,099
Denmark	181,621	147,248	70,795
England	876,455	592,285	853,702
France	117,236	78,937	96,216
Germany	2,501,181	3,911,847	1,869,590
Greece	101,264	5,524	2,877
Hungary	495,600	191,059	13,568
Ireland	1,352,155	2,141,577	1,010,628
Italy	1,343,070	695,187	60,103
Mexico	219,802	107,866	54,333
Netherlands	120,053	116,331	57,190
Norway	403,858	410,951	164,290
Portugal	57,623	41,680	11,819
Roumania	65,920	20,707	1,094
Russia—Finland	1,732,421	949,316	70,938
Scotland	261,034	175,391	223,238
Spain	21,977	4,387	6,770
Sweden	665,183	546,788	152,244
Switzerland	124,834	90,669	86,147
Turkey in Asia	59,702	17,480	1,449
Turkey in Europe.....	32,221	2,560	533
Wales	82,479	81,934	81,534
Other foreign countries	88,014	31,362	40,919
Mixed foreign parentage†	1,177,992

Total

NOTE—The above table includes white residents

of the United States born abroad (foreign born), those having both parents born in the country specified (both parents foreign) and those having one parent born in the country specified and the other in the United States (one parent foreign).

POPULATION OF FOREIGN BIRTH OR PAR-ENTAGE BY STATES (1910).

State.	Foreign born.	*Foreign.	†Mixed foreign.
Alabama	19,286	32,417	2,829
Arizona	48,765	42,176	2,206
Arkansas	17,046	36,608	2,414
California	586,432	635,889	61,244
Colorado	129,557	181,428	14,683
Connecticut	329,574	374,489	20,720
Delaware	17,492	25,873	1,666
Distriet of Columbia...	24,902	45,066	3,051
Florida	40,633	35,825	2,863
Georgia	15,477	25,672	1,698
Idaho	42,578	75,195	6,334
Illinois	1,205,314	1,723,847	99,659
Indiana	159,663	350,551	14,293
Iowa	273,765	632,181	30,169
Kansas	135,450	292,105	17,433
Kentucky	40,162	124,704	5,597
Louisiana	52,766	112,717	8,146
Maine	110,562	134,955	6,101
Maryland	104,944	191,838	7,994
Massachusetts	1,059,245	1,170,447	80,901
Michigan	597,550	964,882	69,997
Minnesota	543,595	941,136	56,828
Missouri	229,799	518,201	27,483
Montana	94,713	106,809	9,137
Nebraska	176,662	362,353	19,177
Nevada	19,691	20,951	2,256
New Hampshire.....	96,667	103,117	4,328
New Jersey	660,788	777,797	52,982
New Mexico.....	23,146	26,331	1,351
New York	2,748,011	3,007,248	204,767
North Carolina.....	6,092	8,851	416
North Dakota.....	156,654	251,236	16,429
Ohio	598,374	1,024,393	53,139
Oklahoma	40,442	94,044	5,293
Oregon	113,136	135,238	12,323
Pennsylvania.....	1,442,374	1,806,267	104,223
Rhode Island.....	179,141	194,646	12,688
South Carolina.....	6,179	11,137	592
South Dakota.....	100,790	217,491	12,577
Tennessee	18,997	38,367	2,456
Texas	241,938	361,914	13,143
Utah	65,822	131,527	3,235
Vermont	49,921	75,045	2,262
Virginia	27,057	37,943	2,646
Washington.....	256,241	282,528	26,223
West Virginia.....	57,218	57,638	2,646
Wisconsin	512,865	1,044,761	50,297
Wyoming	29,020	32,504	2,949
Total	13,515,886	18,897,837	1,177,092

*Native white persons having both parents born in same country, or one parent born in foreign country and the other in the United States. †Native whites whose parents were born in different foreign countries.

MOTHER TONGUE OF FOREIGN BORN POPULATION (1910).

White persons born in Germany, Austria, Hungary and Russia classified by mother tongue.

GERMANY.			AUSTRIA.			MOTHER TONGUE.			Number.	Pct.
Mother tongue.	Number.	Pct.	Mother tongue.	Number.	Pct.	Mother tongue.	Number.	Pct.		
German	2,260,256	90.4	Polish	329,418	28.0	All other.....	31,429	0.7	839	0.1
Polish	190,096	7.6	Bohemian and Mora- vian	219,214	18.7	Total Austria.....	1,174,924	100.0		
Yiddish and Hebrew	7,910	0.3	German	157,917	13.4					
Dutch and Frisian..	6,510	0.3	Yiddish and Hebrew	124,588	10.6	HUNGARY.				
Bohemian and Mora- vian	6,263	0.3	Slovenian	117,740	10.0	Magyar	227,742	46.0		
Danish	5,232	0.2	Croatian	68,602	5.8	Slovak	107,954	21.8		
French	3,131	0.1	Slovak	55,766	4.7	German	73,338	14.8		
Lithuanian and Let- slavic (not specified)	1,486	0.1	Ruthenian	17,169	1.5	Yiddish and Hebrew	19,896	4.0		
Magyar	698	*	Russian	13,781	1.2	Roumanian	15,679	3.2		
Russian	552	*	Serbian	11,693	1.0	Croatian	9,050	1.8		
All other.....	18,483	0.7	Slavic (not specified)	11,196	1.0	Slovenian	5,510	1.1		
			Italian	10,774	0.9	Slavic (not specified)	6,837	1.4		
			Roumanian	3,399	0.3	Serbian	5,018	1.0		
			Lithuanian and Let- tish	1,399	0.1	Ruthenian	4,465	0.9		
						Polish	2,637	0.5		

Mother tongue.	Number.	Pct.	Mother tongue.	Number.	Pct.	Mother tongue.	Number.	Pct.
Bohemian and Moravian	1,755	0.4	Swedish	592		Mexico	382,002	1.2
Russian	1,400	0.3	All other.....	30,664	1.9	Netherlands (Holland)	293,574	0.9
Polish	1,352	0.3	Total Russia.....	1,602,752	100.0	Norway	979,099	3.0
All other.....	12,967	2.6	*Less than one-tenth of 1 per cent.			Portugal	111,122	0.3
Total Hungary.....	495,600	100.0	TOTAL FOREIGN WHITE STOCK BY COUNTRY OF ORIGIN (1910).			Roumania	87,721	0.3
RUSSIA.			Country of origin. Number. Pct.			Russia and Finland	2,752,675	8.5
Yiddish and Hebrew	838,193	52.3	Austria	2,001,559	6.2	Scotland	659,663	2.0
Polish	418,370	26.1	Belgium	89,264	0.3	Spain	33,134	0.1
Lithuanian and Lettish	137,046	8.6	Bulgaria, Servia, Montenegro	22,685	0.1	Sweden	1,364,215	4.2
German	121,638	7.6	Canada—French	932,238	2.9	Switzerland.....	301,550	0.9
Russian	40,542	2.5	Canada—Other	1,832,377	5.7	Turkey in Asia.....	78,631	0.2
Finnish	5,865	0.4	Denmark	400,064	1.2	Turkey in Europe.....	35,314	0.1
Ruthenian	3,402	0.2	England	2,322,442	7.2	Wales	248,947	0.8
Slovak	1,709	0.1	France	292,389	0.9	All other countries	160,295	0.5
Slavic (not specified)	1,658	0.1	Germany	8,282,618	25.7	Of mixed foreign parentage*	1,177,092	3.7
Greek	1,230	0.1	Greece	109,665	0.3	All for'n countries.	32,243,382	100.0
Armenian	945	0.1	Hungary	700,227	2.2	*Native whites whose parents were born in different foreign countries.		
Bohemian and Moravian	898	0.1	Ireland	4,504,360	14.0			
			Italy	2,098,360	6.5			

FOREIGN BORN POPULATION BY STATES (1910).

CLASSIFIED BY COUNTRY OF ORIGIN.

State.	Canada.					China.	†Cuba.	Denm.	rk.	Engl.	nd.	Finl.	nd.
	Austria.	Belgium.*	Bulgaria.	French.	Other.								
Alabama	904	45	106	96	737	44	230	197	2,365	38			
Arizona	1,483	50	371	177	1,650	1,016	37	884	3,500	560			
Arkansas	1,268	111	17	119	955	44	27	178	1,519	15			
California	17,165	1,464	880	3,109	41,568	27,764	854	14,209	48,703	6,159			
Colorado	13,043	375	609	789	8,792	320	99	2,756	12,928	1,736			
Connecticut	23,442	230	59	18,889	7,868	385	341	2,724	22,463	2,279			
Delaware	992	8	1	63	441	29	34	52	1,558	9			
District Columbia	459	41	10	109	1,052	270	243	176	2,638	21			
Florida	228	50	14	151	1,577	156	17,050	295	3,078	89			
Georgia	349	27	6	70	731	174	226	112	1,671	49			
Idaho	1,561	94	576	796	4,575	773	13	2,254	4,983	652			
Illinois	163,025	9,399	1,875	7,440	38,311	1,560	551	17,369	60,363	2,390			
Indiana	11,831	2,298	676	789	5,049	196	82	900	9,783	215			
Iowa	15,967	929	535	944	10,675	76	76	17,961	16,788	140			
Kansas	12,094	1,703	118	1,087	6,101	16	74	2,760	11,262	49			
Kentucky	1,032	73	77	98	73	42	78	2,619	1,18				
Louisiana	1,597	292	25	250	941	346	630	239	2,086	118			
Maine	831	30	32	35,013	41,210	65	80	929	5,651	831			
Maryland	8,254	59	31	110	1,320	299	453	237	5,211	47			
Massachusetts	35,455	1,745	169	134,659	162,710	1,873	2,287	3,405	92,658	10,744			
Michigan	31,034	5,683	375	28,083	144,780	187	150	6,315	42,737	31,144			
Minnesota	37,121	1,557	2,421	11,062	30,059	249	112	16,137	12,139	26,637			
Missouri	16,222	1,000	451	779	7,290	452	272	1,729	13,760	120			
Montana	8,350	2,355	2,874	10,968	10,968	1,098	39	1,943	8,981	4,111			
Nebraska	24,362	491	183	674	6,661	89	47	13,674	8,009	79			
Nevada	822	26	178	272	1,575	760	16	616	1,793	174			
New Hampshire	2,438	175	21	40,865	17,013	53	40	131	4,862	1,198			
New Jersey	56,779	1,867	122	1,203	7,932	932	1,917	5,059	50,375	1,640			
New Mexico	1,233	44	167	111	912	202	25	116	1,101	26			
New York	245,004	3,484	1,033	24,563	98,988	4,482	17,483	12,544	146,870	8,760			
North Carolina	139	5	2	29	514	61	43	36	940	18			
North Dakota	5,149	229	268	2,376	19,131	30	9	5,355	3,070	1,186			
Ohio	72,887	1,525	1,697	2,310	21,382	398	245	1,837	43,347	3,988			
Oklahoma	3,889	191	115	320	2,551	127	65	550	2,981	18			
Oregon	5,241	573	1,095	1,146	11,263	6,468	68	3,215	7,998	4,734			
Pennsylvania	251,774	5,250	1,407	1,246	14,737	1,468	2,105	3,034	109,115	2,413			
Rhode Island	6,130	959	50	34,087	7,867	215	316	328	27,834	297			
South Carolina	222	97	1	39	243	46	59	51	517	42			
South Dakota	5,372	237	501	998	5,012	98	17	6,294	4,024	1,381			
Tennessee	637	27	11	91	1,065	40	71	163	2,045	21			
Texas	20,570	328	240	356	3,178	492	359	1,289	8,498	160			
Utah	1,870	74	346	114	1,576	311	9	8,300	18,083	1,012			
Vermont	1,087	25	2	14,643	11,415	7	37	172	2,464	293			
Virginia	1,281	48	10	104	1,256	126	233	240	3,687	50			
Washington	12,745	1,288	1,647	3,711	35,771	2,301	175	7,804	19,430	8,709			
West Virginia	8,360	800	100	88	784	62	46	67	3,511	137			
Wisconsin	38,632	4,020	393	7,992	17,094	163	54	16,454	13,959	5,705			
Wyoming	3,966	82	331	143	1,288	204	33	962	2,985	1,380			

*Including Servia and Montenegro. †And other West Indies.

State.	France.	Germany.	Greece.	Hungary.	Ireland.	Italy.	Japan.	Mexico.	Nether-lands.	Norway.
Alabama	592	3,603	633	585	1,167	2,696	5	81	127	286
Arizona	323	1,846	10	22	1,159	699	284	14,172	23	123
Arkansas	387	5,815	179	285	1,079	1,699	9	132	145	76
California	17,407	76,307	372	799	44,476	22,777	10,264	8,086	1,015	5,060
Colorado	1,374	17,071	2,272	1,632	8,710	14,375	2,245	2,602	710	1,787
Connecticut	2,619	31,127	1,074	13,855	58,458	56,954	65	19	304	1,265
Delaware	170	2,573	34	247	3,385	2,893	6	2	20	38
District Columbia	511	5,179	342	155	5,347	2,761	4	26	64	149
Florida	285	2,446	886	79	1,069	4,538	46	145	85	304
Georgia	224	3,029	941	230	1,655	545	5	25	52	145

State.	France.	Germany.	Greece.	Hungary.	Ireland.	Italy.	Japan.	Mexico.	Nether-lands.	Nor-way.
Idaho	333	5,049	1,843	202	1,782	2,067	1,330	133	261	2,566
Illinois	7,972	319,199	10,031	39,859	95,455	72,163	274	672	14,402	32,913
Indiana	2,388	62,179	1,370	14,370	11,266	6,911	41	47	2,131	531
Iowa	1,618	98,759	3,456	1,178	17,756	5,845	33	620	11,337	21,924
Kansas	2,667	34,508	1,310	1,078	8,100	3,520	113	8	4,229	1,294
Kentucky	645	19,351	723	725	5,914	1,145	11	23	140	53
Louisiana	5,345	8,926	237	397	7,757	20,333	30	1,025	113	295
Maine	290	1,282	579	157	2,800	3,468	12	28	27	580
Maryland	552	36,657	463	2,089	9,705	8,969	23	10	203	363
Massachusetts	5,926	30,555	11,413	1,996	222,867	85,056	150	71	1,597	5,432
Michigan	2,421	131,586	1,196	11,597	20,434	16,861	56	86	33,471	7,638
Minnesota	1,460	109,628	1,660	5,582	15,859	9,669	67	52	3,542	105,303
Missouri	2,794	88,226	2,790	11,532	23,297	12,984	100	1,413	988	660
Montana	639	8,669	1,905	1,486	9,469	6,592	1,566	67	1,054	7,170
Nebraska	639	57,302	3,459	1,453	8,124	3,799	583	290	872	2,750
Nevada	653	1,916	1,051	44	1,702	2,831	855	732	44	255
New Hampshire	169	2,046	2,634	66	10,613	2,071	1	6	48	491
New Jersey	6,240	122,880	1,575	47,610	82,758	115,446	193	97	12,698	5,351
New Mexico	326	1,746	167	209	644	1,959	254	11,918	86	151
New York	23,472	436,911	10,097	96,843	367,889	472,201	1,163	555	12,652	25,013
North Carolina	114	1,074	174	37	306	521	2	10	28	39
North Dakota	265	16,572	1,083	2,855	2,488	1,262	58	8	709	45,937
Ohio	4,838	175,095	2,555	85,881	40,062	41,620	70	85	2,278	1,110
Oklahoma	749	10,090	590	348	1,801	2,564	47	2,744	230	351
Oregon	1,159	17,958	3,555	1,160	4,995	5,538	3,277	199	618	6,843
Pennsylvania	10,003	195,202	4,221	123,498	165,109	196,122	181	153	1,231	21,230
Rhode Island	1,711	4,459	951	294	29,718	27,287	30	8	143	578
South Carolina	70	1,744	282	40	676	316	7	2	19	82
South Dakota	252	21,544	231	594	2,980	1,158	38	15	2,656	20,918
Tennessee	305	3,903	374	376	2,296	2,034	8	45	78	89
Texas	1,821	44,929	756	926	5,357	7,190	316	125,016	424	1,785
Utah	303	3,963	4,039	171	1,657	3,117	2,050	166	1,392	2,305
Vermont	219	798	113	539	4,940	4,594	3	6	25	102
Virginia	300	4,228	721	1,784	2,450	2,449	14	12	99	311
Washington	2,340	29,388	4,187	1,160	10,180	13,121	12,177	145	2,157	12,177
West Virginia	535	6,327	787	5,939	2,292	17,292	4	10	60	38
Wisconsin	1,396	233,384	2,764	10,554	14,049	9,273	34	39	7,379	57,000
Wyoming	316	2,638	1,935	437	1,359	1,961	1,575	183	79	623

State.	Portugal.	Roumania.	Russia.	Scotland.	Spain.	Sweden.	Switzerland.	Turkey	Wales.		
Alabama	4	108	1,531	1,120	74	753	213	388	128	230	
Arizona	29	16	311	576	857	845	314	128	44	210	
Arkansas	1	38	760	442	9	385	804	169	45	148	
California	22,539	1,120	16,610	13,695	4,229	26,212	14,521	3,709	812	2,416	
Colorado	43	334	13,618	4,269	177	12,446	1,767	333	217	1,989	
Connecticut	707	718	54,121	6,750	92	18,208	1,806	1,738	696	616	
Delaware	1	39	3,429	344	5	332	78	10	9	34	
District Columbia	2	41	3,393	705	51	359	281	139	41	87	
Florida	30	323	547	606	4,199	729	146	291	744	63	
Georgia	23	85	3,224	527	91	289	169	376	99	89	
Idaho	49	19	743	1,282	1,047	4,985	1,319	73	129	722	
Illinois	2,951	4,306	149,016	20,755	364	115,424	8,661	2,690	2,453	4,091	
Indiana	6	709	9,599	3,419	40	5,081	2,665	809	2,274	1,498	
Iowa	8	384	6,310	5,162	40	26,763	3,675	600	479	2,434	
Kansas	9	67	15,311	3,591	282	13,339	2,853	287	287	1,615	
Kentucky	3	100	3,222	641	24	190	1,653	369	55	222	
Louisiana	73	111	1,805	455	719	344	421	949	196	82	
Maine	82	20	4,752	2,389	111	2,203	56	744	721	204	
Maryland	37	220	27,537	1,955	84	421	452	80	44	583	
Massachusetts	26,437	858	117,261	28,416	549	39,562	1,341	12,546	3,592	1,513	
Michigan	20	510	37,978	9,952	53	26,374	2,780	1,567	342	786	
Minnesota	16	2,008	17,541	4,373	53	122,428	2,992	698	528	1,023	
Missouri	44	1,522	21,402	8,651	266	6,654	6,141	1,084	1,000	1,219	
Montana	31	266	2,228	3,373	49	6,412	988	201	491	884	
Nebraska	7	295	13,020	2,242	21	23,219	2,150	572	247	824	
Nevada	305	8	135	469	778	708	468	25	15	168	
New Hampshire	110	26	4,345	1,979	17	2,068	78	891	1,965	68	
New Jersey	145	2,208	93,567	17,512	495	10,547	7,549	2,396	339	1,202	
New Mexico	6	19	6	228	509	100	365	172	123	17	93
New York	660	34,443	558,956	39,437	3,766	53,705	16,315	9,478	5,004	7,464	
North Carolina	20	7	711	435	8	312	68	402	107	35	
North Dakota	3	1,070	31,910	1,696	13	12,160	560	392	270	222	
Ohio	182	3,974	48,756	10,705	123	5,522	10,988	2,031	1,935	9,377	
Oklahoma	199	27	5,807	1,218	47	1,028	770	376	135	365	
Oregon	174	258	5,321	3,387	462	10,099	3,853	197	553	585	
Pennsylvania	225	7,752	240,985	32,046	354	23,467	7,484	4,486	2,754	29,255	
Rhode Island	6,501	415	9,765	6,272	40	7,405	221	3,132	658	268	
South Carolina	3	9	786	239	14	95	36	263	43	11	
South Dakota	2	55	13,189	1,102	5	9,998	800	246	238	503	
Tennessee	2	77	2,484	561	26	363	800	159	20	252	
Texas	89	259	5,739	2,038	848	4,706	1,773	1,125	237	301	
Utah	8	18	508	2,853	24	7,227	1,691	1,255	146	1,672	
Vermont	79	17	2,455	2,615	351	1,331	214	189	31	1,043	
Virginia	85	72	4,379	1,246	69	368	246	484	144	225	
Washington	179	211	10,961	7,101	385	32,199	3,447	422	723	1,976	
West Virginia	3	259	5,143	1,088	464	279	600	726	420	880	
Wisconsin	9	446	29,644	3,885	34	25,739	8,036	791	397	2,007	
Wyoming	50	57	763	1,812	120	2,497	251	151	262	419	

POPULATION OF FOREIGN PARENTAGE BY STATES (1910).

Native white persons having both parents born in the country specified, or one parent so born and the other native.

State.	—Canada.—					†Cuba.	Denmark.	England.	Finland.	France.
	Austria.	Belgium.*	Bulgaria.*	French.	Other.					
Alabama	758	31	23	163	1,044	60	233	4,619	37	1,148
Arizona	451	35	18	233	1,868	14	418	3,774	139	3,810
Arkansas	1,289	72	21	308	1,652	20	270	4,195	15	1,003
California	8,415	770	96	4,957	47,474	424	12,287	66,821	2,836	15,223
Colorado	8,292	279	41	1,742	12,797	69	2,955	23,722	618	2,280
Connecticut	14,523	189	22	24,476	8,344	176	2,263	30,004	455	2,616
Delaware	407	61	371	19	36	3,025	262
District Columbia	351	33	4	184	1,388	95	149	5,061	6	558
Florida	190	45	6	178	1,653	9,742	271	4,497	48	505
Georgia	309	40	1	124	953	122	165	3,216	16	583
Illinois	117,324	5,459	90	16,137	49,299	264	16,151	108,063	792	13,791
Indiana	6,005	1,907	21	2,214	8,552	45	1,274	24,836	100	6,699
Iowa	23,919	857	17	3,192	25,660	83	23,780	46,639	51	4,500
Kansas	12,763	1,343	23	3,938	14,832	35	4,457	39,840	15	4,230
Kentucky	685	115	16	209	1,530	21	136	7,229	14	2,154
Louisiana	1,287	439	10	455	1,553	638	517	5,681	69	14,600
Maine	389	20	19	40,494	49,884	52	1,055	6,927	383	321
Maryland	8,005	44	2	167	1,530	168	246	10,644	8	1,139
Massachusetts	18,256	417	17	160,623	147,515	514	2,669	91,882	5,426	3,993
Michigan	19,488	4,822	21	54,826	193,985	100	8,486	77,599	24,404	6,249
Minnesota	38,058	1,604	53	24,145	45,270	52	21,387	24,370	17,826	3,022
Missouri	13,567	911	16	2,175	13,269	190	2,527	34,662	64	8,202
Montana	4,471	159	26	3,710	12,430	16	1,998	11,756	2,512	746
Nebraska	38,419	364	6	2,117	15,135	39	18,889	22,585	46	1,748
Nevada	219	17	6	349	1,891	6	700	3,245	59	371
New Hampshire	990	34	40,489	19,966	28	124	6,478	636	199
New Jersey	31,429	1,001	45	1,572	8,813	693	4,611	71,744	619	6,799
New Mexico	474	26	3	293	1,330	10	166	2,294	487
New York	137,163	1,534	81	45,132	100,727	3,245	8,173	194,961	2,746	22,509
North Carolina	85	5	66	601	21	41	1,706	20	179
North Dakota	6,051	260	2	4,760	25,747	4	6,848	6,253	1,424	629
Ohio	52,713	1,171	165	5,051	26,009	139	1,958	84,777	3,313	14,026
Oklahoma	4,948	161	34	1,016	6,133	39	1,095	10,516	14	1,701
Oregon	2,332	508	25	1,917	15,366	39	3,558	14,717	2,977	1,566
Pennsylvania	151,329	3,291	165	2,430	18,230	859	2,917	180,409	1,275	13,353
Rhode Island	2,950	213	3	39,127	7,538	156	261	25,909	165	669
South Carolina	194	11	32	313	27	77	1,031	5	219
South Dakota	7,884	347	6	2,900	11,224	10	8,669	10,851	1,694	851
Tennessee	504	25	12	224	1,455	22	206	4,453	14	786
Texas	32,524	215	8	713	15,430	140	1,786	17,797	58	3,994
Utah	758	19	25	349	3,026	4	18,311	49,934	523	480
Vermont	402	22	2	25,876	16,037	10	14	3,959	174	270
Virginia	1,016	38	5	200	1,443	49	235	5,751	23	510
Washington	6,186	577	25	5,667	39,003	60	7,274	27,065	4,539	2,704
West Virginia	2,495	348	4	188	1,187	7	99	6,804	37	755
Wisconsin	43,035	9,939	40	20,413	33,367	47	21,861	38,529	3,991	3,661
Wyoming	1,524	54	5	316	2,110	5	1,387	5,881	774	352

*Including Servia and Montenegro. †And other West Indies.

State.	Nether-					Mexico.	Norway.	Portugal.	Rou-	
	Germany.	Greece.	Hungary.	Ireland.	Italy.					
Alabama	8,523	126	300	4,892	1,981	51	107	282	10	58
Arizona	3,810	11	63	3,351	658	21,650	71	270	9	4
Arkansas	14,790	36	270	4,491	953	93	235	126	2	14
California	130,077	480	1,351	107,204	39,017	17,593	2,113	7,194	29,192	388
Colorado	38,811	48	998	24,387	9,815	787	1,024	2,247	46	120
Connecticut	47,106	103	7,612	123,505	32,820	14	268	703	760	328
Delaware	4,993	16	129	10,054	1,636	2	22	27	3	12
District Columbia	13,119	73	699	7,037	1,620	11	168	386	33	55
Florida	5,046	91	45	2,596	2,375	62	95	461	46	185
Georgia	6,838	145	184	5,889	428	16	90	141	16	41
Idaho	12,174	27	67	5,537	560	41	378	3,510	33	1
Illinois	695,226	1,148	12,207	236,983	44,525	119	18,002	35,525	646	1,076
Indiana	202,021	108	4,252	41,942	2,229	44	3,240	662	22	1,766
Iowa	261,247	154	849	74,259	1,714	44	17,411	44,978	12	77
Kansas	98,028	61	1,000	30,732	2,113	312	1,761	2,402	28	7
Kentucky	72,909	30	133	23,773	1,229	24	324	79	7	42
Louisiana	132,369	142	304	15,105	22,678	645	195	344	171	23
Maine	2,004	53	70	17,059	1,120	3	45	506	114	6
Maryland	98,673	161	700	29,998	4,200	18	295	308	43	74
Massachusetts	47,174	1,003	1,133	410,160	45,521	37	1,289	2,938	15,986	252
Michigan	293,170	148	2,601	60,981	7,893	42	54,560	9,136	29	159
Minnesota	287,232	180	2,978	56,916	3,339	39	5,392	174,304	18	697
Missouri	273,287	161	3,043	75,346	8,134	161	1,944	1,080	18	393
Montana	17,999	29	656	19,562	1,409	36	962	6,773	10	25
Nebraska	144,412	55	689	28,938	1,041	29	2,219	4,957	25	57
Nevada	3,418	9	10	4,300	1,181	189	47	199	115	2
New Hampshire	2,487	88	43	19,976	871	35	2	35	361	8
New Jersey	210,756	307	21,059	177,743	76,405	74	14,805	3,001	61	1,029
New Mexico	4,397	72	2,078	868	10,030	121	180	8
New York	797,706	1,180	44,486	722,263	266,867	239	15,551	12,392	511	12,662
North Carolina	2,274	29	20	1,095	249	7	34	41	13	17
North Dakota	43,195	20	1,813	9,203	103	3	1,202	77,347	7	383

State.	Germany.	Greece.	Hungary.	Ireland.	Italy.	Mexico.	Nether-lands.	Norway.	Portugal.	Roumania.
Ohio	498,704	399	30,254	126,791	20,712	80	3,592	327	189	534
Oklahoma	31,696	44	352	10,191	1,505	459	527	857	11	8
Oregon	35,402	116	373	11,948	1,284	87	1,069	6,992	155	32
Pennsylvania	453,499	629	56,214	405,376	102,432	87	1,448	1,646	274	2,399
Rhode Island	6,564	102	158	58,490	15,578	6	99	339	4,325	172
South Carolina	3,955	49	31	2,646	232	4	15	59	7	5
South Dakota	61,250	11	468	14,419	445	12	4,022	39,828	6	17
Tennessee	10,629	66	359	8,848	1,725	30	148	153	8	21
Texas	126,859	208	572	17,559	6,823	108,582	566	2,661	99	94
Utah	5,965	23	70	4,333	1,111	39	861	3,205	16	9
Vermont	1,349	18	93	14,687	2,023	3	35	73	40	1
Virginia	9,564	71	699	7,037	1,620	11	168	386	33	55
Washington	58,096	139	547	25,378	3,462	83	2,648	24,361	247	64
West Virginia	18,584	30	1,652	10,848	3,897	1	71	41	3	21
Wisconsin	561,559	226	2,612	60,786	3,967	22	14,441	100,701	40	104
Wyoming	5,496	22	170	3,877	528	148*	92	626	8	12

State.	Russia.	Scotland.	Spain.	Sweden.	Switzer-land.	Turkey (Asia).	Turkey (Europe).	Other countries.	Mxd.par-entage.	
Alabama	1,103	2,401	170	755	376	185	31	456	198	2,289
Arizona	149	946	61	729	318	55	5	351	129	2,206
Arkansas	654	1,255	28	550	1,151	51	13	405	232	2,414
California	10,579	18,464	2,225	20,261	13,498	1,662	149	4,520	9,375	61,244
Colorado	8,809	7,419	128	12,968	2,217	170	26	3,428	502	14,683
Connecticut	29,432	8,303	89	16,296	1,445	496	52	848	521	20,720
Delaware	1,999	553	21	293	64	10	3	116	73	1,666
District Columbia	2,340	1,312	62	393	324	84	7	248	171	3,031
Florida	368	1,092	1,345	709	192	88	9	1,099	323	2,863
Georgia	2,254	1,217	105	349	256	173	14	143	205	1,698
Idaho	769	3,173	134	6,000	2,039	37	1	2,434	328	6,834
Illinois	78,944	32,857	245	114,709	12,998	592	119	7,546	3,151	99,659
Indiana	4,986	7,098	66	6,720	7,460	294	32	2,592	716	14,293
Iowa	12,861	8,786	151	7,873	11,066	423	38	3,258	1,108	27,483
Kansas	23,184	9,278	78	22,322	6,662	87	21	3,603	617	17,433
Kentucky	2,395	1,807	41	252	2,924	131	18	616	264	5,597
Louisiana	1,380	1,365	1,693	592	962	66	19	678	678	8,146
Maine	2,415	2,712	66	2,105	62	293	52	347	278	6,101
Maryland	19,433	4,889	93	470	493	30	20	1,439	554	7,994
Massachusetts	59,239	27,071	326	23,908	1,067	3,259	351	1,715	10,905	80,901
Michigan	22,045	15,525	50	30,563	4,411	514	81	1,573	1,424	69,997
Minnesota	12,736	8,782	49	145,519	5,589	261	41	2,909	1,992	56,828
Missouri	12,561	8,786	151	7,873	11,066	423	38	3,258	1,108	27,483
Montana	1,215	3,533	22	5,332	1,236	84	3	1,436	24	9,137
Nebraska	11,865	6,288	43	35,267	4,217	292	34	2,258	512	19,177
New Hampshire	1,546	2,329	19	1,488	8,575	249	38	67	110	4,328
New Jersey	53,117	20,587	231	7,801	6,211	756	77	2,082	1,337	52,982
New Mexico	158	910	51	384	266	92	9	186	84	1,351
New York	289,372	51,249	1,817	36,532	13,241	2,361	556	12,264	4,261	204,767
North Carolina	628	762	16	106	115	127	13	66	99	413
North Dakota	20,276	2,422	9	14,640	1,157	249	16	559	225	16,429
Ohio	27,393	19,429	105	5,533	22,959	600	219	22,129	1,388	53,139
Oklahoma	3,778	3,363	33	2,091	1,720	188	54	940	337	5,293
Oregon	3,472	5,068	118	8,099	4,320	43	21	1,057	619	12,323
Pennsylvania	146,506	50,426	280	28,218	10,347	1,507	362	57,048	2,578	104,223
Rhode Island	5,123	32	5,810	148	760	48	67	857	672	12,688
South Carolina	661	555	32	88	51	116	14	18	102	592
South Dakota	19,824	3,080	4	13,284	1,650	96	18	1,560	474	12,577
Tennessee	1,757	1,352	42	518	1,597	75	10	599	183	2,546
Texas	4,799	4,799	215	6,895	2,843	466	73	665	1,133	13,143
Utah	312	7,623	25	9,836	2,548	35	1	4,695	716	16,675
Vermont	1,166	2,758	77	1,090	98	83	46	1,159	93	3,235
Virginia	3,228	1,933	45	353	309	300	46	317	235	2,262
Washington	7,025	9,130	138	23,884	3,759	112	41	3,252	1,839	26,223
West Virginia	2,151	2,236	91	320	1,503	289	69	1,329	102	2,646
Wisconsin	15,763	9,122	36	29,647	12,840	283	74	6,250	1,108	50,297
Wyoming	334	2,418	14	2,053	403	11	12	810	113	2,949

*Mixed foreign parentage.

FOREIGN BORN IN CITIES OF 250,000 OR MORE INHABITANTS (1910).

Country of birth.	Balti-more.	Boston.	Buffalo.	Chicago.	Ol-in-cinnati.	Cleve-land.	Detroit.	Jersey City.	Los Angeles.	Milwau-kee.
Austria	6,540	2,413	9,284	132,063	1,238	42,059	14,160	4,978	2,510	11,553
Belgium	28	682	37	2,665	24	90	2,237	173	213	86
Bulgaria*	14	36	10	515	184	46	65	7	116	64
Canada—French	45	3,098	566	4,633	73	571	4,166	107	592	218
Canada—Other	752	47,802	16,888	26,688	887	8,794	38,648	1,010	7,686	1,671
China	245	819	57	1,335	16	155	24	133	248	33
Cuba†	355	1,070	45	393	40	71	58	212	119	31
Denmark	132	1,031	290	11,454	79	448	411	246	1,096	619
England	2,698	13,671	7,070	27,912	1,872	11,420	9,038	4,633	7,581	2,082
Finland	36	455	58	1,191	10	499	59	681	261	110
France	357	1,081	664	3,036	665	494	636	596	1,916	251
Germany	26,024	8,701	43,815	182,289	28,426	41,408	44,675	16,131	9,684	64,816
Greece	347	1,497	220	6,564	180	275	585	179	361	1,104
Hungary	1,358	426	2,742	28,938	6,344	31,503	5,935	1,084	820	5,571
Ireland	6,806	66,041	9,423	65,965	6,234	11,316	5,584	16,124	3,878	1,966
Italy	5,043	31,380	11,399	45,169	2,245	10,836	5,724	12,060	3,802	3,374
Japan	12	61	12	220	6	15	28	5	3,931

Country of birth.	Balti- more.	Boston.	Buffalo.	Chicago.	Cin- cinnati.	Cleve- land.	Detroit.	Jersey City.	Los Angeles.	Milwau- kee.
Mexico	6	24	20	188	18	27	13	34	5,682	12
Netherlands	106	486	314	9,682	352	1,076	584	243	408	615
Norway	199	1,914	253	24,186	37	512	225	1,360	1,003	2,144
Portugal	26	1,296	12	50	8	3	5	25	128	1
Roumania	216	373	106	3,344	454	761	313	196	297	267
Russia	24,803	41,892	11,349	121,786	4,999	25,477	16,644	13,667	4,758	11,992
Scotland	518	5,062	1,978	10,306	458	2,880	3,320	1,668	1,589	647
Spain	49	2,668	24	243	20	23	18	72	384	21
Sweden	237	7,123	1,021	63,035	114	1,657	601	1,280	3,414	787
Switzerland	228	415	639	3,494	696	1,373	595	553	828	833
Turkey (Asia).....	50	2,088	207	1,175	245	497	561	103	385	78
Turkey (Europe)....	24	623	97	711	280	251	125	38	120	147
Wales	99	315	217	1,818	177	1,298	170	139	414	231
All other.....	309	1,222	262	2,400	121	339	311	172	726	195
Total	77,662	243,365	118,699	783,428	56,859	196,170	157,534	77,987	66,133	111,529

Country of birth.	Minne- apolis.	New Orleans.	New York.	Newark.	Phila- delphia.	Pitts- burgh.	St. Louis.	S. Fran- cisco.	Wash., D. C.
Austria	6,075	645	190,246	12,963	19,860	21,400	11,171	9,641	459
Belgium	63	91	2,260	70	478	100	353	448	41
Bulgaria*	235	5	540	10	100	71	165	160	10
Canada—French	1,637	101	2,844	199	301	86	260	474	109
Canada—Other	5,905	387	23,476	1,126	3,735	1,741	2,256	5,701	1,052
China	92	219	3,936	194	866	197	351	6,914	240
Cuba†	24	468	16,415	183	1,529	124	141	291	273
Denmark	2,030	117	7,997	360	1,119	110	441	3,119	176
England	2,799	1,356	78,483	6,698	36,564	9,528	5,226	9,912	2,638
Finland	875	34	7,410	69	226	70	46	1,846	21
France	293	3,671	18,293	697	2,659	885	1,218	6,252	511
Germany	8,650	6,122	278,137	22,177	61,480	29,438	47,766	24,137	5,179
Greece	463	175	8,038	297	589	773	1,312	2,275	342
Hungary	1,176	90	76,627	6,029	12,495	6,576	8,759	1,247	155
Ireland	2,867	2,996	252,672	11,225	83,196	18,873	14,272	23,153	5,347
Italy	653	8,066	340,770	20,494	45,308	14,120	7,594	16,919	2,761
Japan	33	20	957	10	87	27	43	4,191	44
Mexico	34	259	436	14	59	17	180	1,792	26
Netherlands	209	44	4,193	202	349	109	422	500	64
Norway	16,402	181	22,281	190	1,144	117	204	3,769	149
Portugal	36	431	8	54	2	14	593	2
Roumania	1,412	93	33,586	1,160	4,413	1,521	1,055	583	41
Russia	5,654	1,254	484,193	21,912	90,697	26,391	15,481	4,643	3,393
Scotland	1,060	257	23,123	2,547	9,177	3,283	1,313	3,669	705
Spain	21	453	3,359	54	200	23	227	1,177	51
Sweden	26,478	160	34,952	782	2,429	1,355	1,129	6,970	359
Switzerland	299	247	10,452	779	2,013	1,007	2,653	2,587	281
Turkey (Asia).....	219	192	6,160	127	973	452	730	320	139
Turkey (Europe)....	61	46	3,695	48	525	79	938	402	41
Wales	213	20	1,779	106	1,033	2,159	197	402	87
All other.....	187	499	6,626	281	1,049	290	406	3,302	206
Total	86,099	28,333	1,944,357	111,007	384,707	140,924	126,223	142,298	24,902

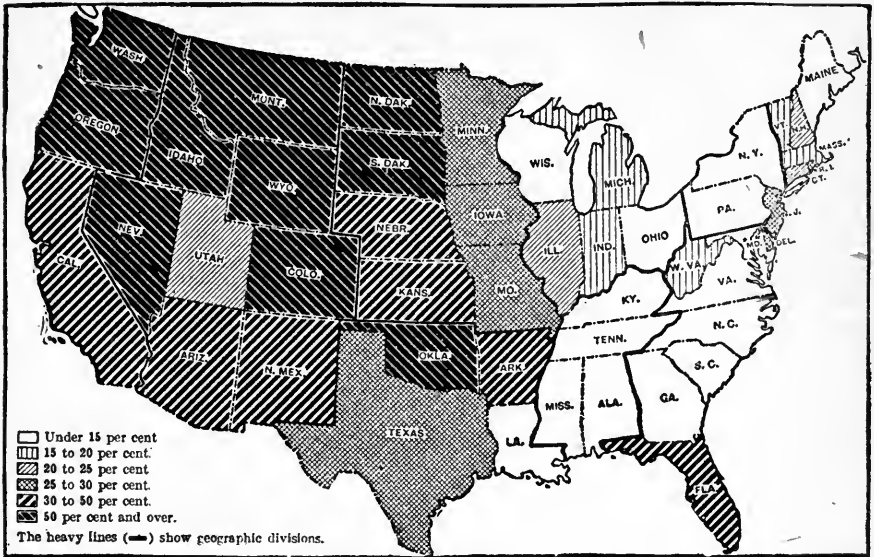
*Including Serbia and Montenegro. †And other West Indies.

FOREIGN BORN IN CITIES OF 100,000 TO 250,000 INHABITANTS (1910).

City.	Total.	Austria.	Canada.	*England.	Germany.	Hungary.	Ireland.	Italy.	†Scandi- navia.	‡Russia.
Albany, N. Y.....	13,213	586	959	1,682	4,620	67	4,545	2,205	188	2,460
Atlanta, Ga.....	4,501	113	256	595	729	92	302	95	102	1,342
Birmingham, Ala.	5,730	134	239	1,343	706	78	809	1,360	183	592
Bridgeport, Conn.....	36,264	3,858	1,277	3,901	2,811	6,975	5,085	5,022	2,200	4,142
Cambridge, Mass.....	35,328	156	10,172	2,851	728	102	10,637	1,545	2,131	3,735
Columbus, O.....	16,363	818	696	1,935	5,722	970	1,809	1,619	168	1,534
Dayton, O.....	13,892	660	407	620	5,817	2,761	976	356	80	1,527
Denver, Col.....	39,749	1,698	3,492	5,920	6,636	465	3,965	2,664	6,029	5,627
Fall River, Mass.....	50,958	2,614	16,260	11,964	234	3	5,194	1,025	189	2,182
Grand Rapids, Mich.	28,387	549	3,221	1,148	4,546	209	871	319	1,366	3,622
Indianapolis, Ind.....	19,842	1,227	848	1,628	7,518	852	3,255	658	436	1,255
Kansas City, Mo.....	25,466	571	1,760	2,927	5,354	332	3,267	2,579	2,666	3,481
Louisville, Ky.....	17,473	316	371	938	8,471	441	2,700	654	137	2,014
Lowell, Mass.....	43,494	1,948	16,342	5,751	205	24	9,983	259	772	1,886
Memphis, Tenn.....	6,520	261	337	691	1,429	71	803	1,140	205	956
Nashville, Tenn.....	3,017	91	135	266	554	177	572	91	46	596
New Haven, Conn.....	42,989	1,109	1,335	2,663	4,115	473	9,004	13,159	1,919	8,049
Oakland, Cal.....	49,846	1,267	3,150	5,304	5,546	248	4,160	3,800	4,794	1,118
Omaha, Neb.....	27,179	3,414	1,218	1,989	4,861	554	1,849	2,361	6,860	2,614
Paterson, N. J.....	45,485	883	487	7,791	5,741	483	4,971	9,317	243	6,867
Portland, Ore.....	50,312	2,548	5,211	5,363	7,490	584	2,267	2,557	8,723	4,892
Providence, R. I.....	76,999	1,574	8,835	12,676	2,076	126	15,801	17,305	4,063	7,518
Richmond, Va.....	4,136	113	122	652	892	36	405	511	67	829
Rochester, N. Y.....	59,076	1,688	9,718	5,979	14,624	415	5,230	10,638	607	7,187
St. Paul, Minn.....	56,657	3,900	4,436	2,879	14,025	1,989	4,184	1,995	16,810	4,432
Scranton, Pa.....	35,122	3,134	301	7,716	4,325	1,214	5,302	3,549	142	8,571
Seattle, Wash.....	67,456	2,025	10,708	8,553	6,176	345	3,177	3,547	17,749	3,877
Spokane, Wash.....	21,820	712	4,450	2,898	2,765	126	1,021	1,545	756	877
Syracuse, N. Y.....	30,348	1,265	3,257	2,942	6,903	212	4,877	2,750	200	5,278
Toledo, O.....	32,144	879	3,180	2,052	15,308	2,927	1,971	4,750	323	3,345
Worcester, Mass.....	43,597	362	8,415	4,012	5,800	20	10,535	2,589	8,599	10,219

*Includes Scotland and Wales. †Comprises Norway, Sweden and Denmark. ‡Includes Finland.

NATIVE AND FOREIGN BORN BY STATES (1910).



PERCENTAGE OF NATIVE POPULATION LIVING IN EACH STATE BORN IN OTHER STATES.

State.	Born in state.*	Born in other states.	Foreign born.
Alabama	1,857,916	257,031	19,286
Arizona	78,949	74,699	48,765
Arkansas	1,055,940	494,075	17,046
California	903,996	863,263	586,432
Colorado	233,516	490,264	129,587
Connecticut	607,074	174,880	329,574
Delaware	137,131	47,285	17,492
District of Columbia	139,351	154,623	24,902
Florida	463,003	244,836	40,633
Georgia	2,364,349	221,545	15,477
Idaho	90,225	190,063	42,578
Illinois	3,406,638	997,189	1,205,314
Indiana	2,031,345	501,420	159,663
Iowa	1,416,584	524,774	273,765
Kansas	823,628	722,968	183,450
Kentucky	2,031,385	215,517	40,162
Louisiana	1,405,936	190,309	52,766
Maine	578,739	50,009	110,562
Maryland	1,026,355	161,783	104,944
Massachusetts	1,861,820	434,104	1,059,245
Michigan	1,761,085	436,326	597,550
Minnesota	1,121,376	402,137	543,595
Missouri	2,222,925	822,738	229,738
Montana	99,314	177,783	94,713
Nebraska	595,551	414,056	176,662
Nevada	21,640	39,700	19,691
New Hampshire	248,629	82,562	96,667
New Jersey	1,344,164	525,075	660,788
New Mexico	184,749	117,954	23,146
New York	5,647,063	686,616	2,748,011
North Carolina	2,089,728	108,605	6,092
North Dakota	197,847	216,996	156,654
Ohio	3,546,991	607,352	598,374
Oklahoma	515,212	1,092,844	40,442
Oregon	225,102	329,538	113,136
Pennsylvania	5,638,263	569,204	1,442,371
Rhode Island	267,116	94,710	179,141
South Carolina	1,431,028	76,996	6,179
South Dakota	225,125	254,762	100,790
Tennessee	1,873,227	286,419	18,607
Texas	2,730,757	907,908	241,938
Utah	243,054	60,655	65,822
Vermont	250,480	52,165	49,921
Virginia	1,843,152	188,886	27,057

State.	Born in state.*	Born in other states.	Foreign born.
Washington	262,904	608,226	256,241
West Virginia	931,077	229,925	57,218
Wisconsin	1,558,455	256,529	512,865
Wyoming	31,782	84,269	29,020

61,185,305 16,910,114 13,515,886

*State of residence.

PERCENTAGES OF NATIVE AND FOREIGN BORN (1910).

State.	Total population.	Born in state.	Born in other states.	Foreign born.
Alabama	2,138,093	86.9	12.0	0.9
Arizona	204,354	38.6	36.6	23.9
Arkansas	1,574,449	67.1	31.4	1.1
California	2,377,549	38.0	36.3	24.7
Colorado	799,024	29.2	53.8	16.2
Connecticut	1,114,756	54.5	15.7	29.6
Delaware	202,322	67.8	23.4	8.6
District of Columbia	331,069	42.1	49.7	7.5
Florida	752,619	61.5	32.5	5.4
Georgia	2,609,121	90.6	8.5	0.5
Idaho	325,594	27.7	58.4	13.4
Illinois	5,638,591	60.4	17.7	21.4
Indiana	2,700,876	75.2	18.6	5.9
Iowa	2,224,771	63.7	23.6	12.3
Kansas	1,690,949	48.7	42.8	8.0
Kentucky	2,289,905	88.7	9.4	1.8
Louisiana	1,656,388	84.9	11.5	3.2
Maine	742,371	78.0	6.7	14.9
Maryland	1,295,346	79.2	12.5	8.1
Massachusetts	3,366,416	55.3	12.9	31.5
Michigan	2,810,173	62.7	15.5	21.3
Minnesota	2,075,708	54.0	19.4	26.2
Mississippi	1,797,114	87.0	12.2	0.5
Missouri	3,293,335	67.5	25.0	7.0
Montana	376,653	26.4	47.3	25.2
Nebraska	1,192,214	50.0	34.7	14.8
Nevada	81,875	26.4	48.5	24.1
New Hampshire	430,572	57.7	19.2	22.5
New Jersey	2,537,167	53.0	20.7	26.0
New Mexico	327,301	56.4	36.0	7.1
New York	9,113,614	62.0	7.5	30.2

State.	Total population.	Born in State.	Born in other states.	Foreign born.
North Carolina.....	2,206,237	94.7	4.9	0.3
North Dakota.....	577,056	34.3	37.6	27.1
Ohio.....	4,767,421	74.4	12.7	12.6
Oklahoma.....	1,657,155	31.1	65.9	2.4
Oregon.....	672,765	33.5	40.0	16.8
Pennsylvania.....	7,665,511	73.6	7.4	18.8
Rhode Island.....	542,610	49.2	17.5	33.0
South Carolina.....	1,515,400	94.4	5.1	0.4
South Dakota.....	583,888	38.6	43.6	17.3
Tennessee.....	2,184,789	85.7	13.1	0.9
Texas.....	3,896,542	70.1	23.3	6.2
Utah.....	373,351	65.1	16.2	17.6
Vermont.....	255,956	70.4	14.7	14.0
Virginia.....	2,061,612	89.4	9.2	1.3
Washington.....	1,141,990	23.0	53.3	22.4
West Virginia.....	1,221,119	76.2	18.8	4.7
Wisconsin.....	2,333,860	66.8	11.0	22.0
Wyoming.....	145,965	21.8	57.7	19.9

United States.....91,972,266 66.5 18.4 14.7
 Note—The total population includes persons born in the United States, state of birth not reported, persons born in outlying possessions, or at sea under the United States flag, and American citizens born abroad. Their combined number was only 360,961, or 0.4 per cent of the total population.

URBAN AND RURAL POPULATION.

The census bureau classifies as urban population that residing in cities and other incorporated places of 2,500 inhabitants or more. The proportion of the total population of continental United States living in urban and rural territory at the censuses of 1910 and 1900 was as follows:

	1910.	Pr. ct.	1900.	Pr. ct.
Urban.....	42,623,383	46.3	30,797,185	40.5
Rural.....	49,348,883	53.7	45,197,390	59.5
Total.....	91,972,266	100.0	75,994,575	100.0

In 1890 the per cent of urban population was 36.1 and of the rural, 63.9; in 1880 the urban was 29.5 and the rural, 70.5.

By geographic divisions the per cent of urban and rural population in 1910 was as follows:

Division.	Total.	Urban.	Rural.
New England.....	7.1	12.8	2.2
Middle Atlantic.....	21.0	32.2	11.3
East North Central.....	19.8	22.6	17.5
West North Central.....	12.7	9.1	15.7
South Atlantic.....	13.3	7.3	18.4
East South Central.....	9.1	3.7	13.9
West South Central.....	9.6	4.6	13.8
Mountain.....	2.9	2.2	3.4
Pacific.....	4.6	5.6	3.7
Total.....	100.0	100.0	100.0

By states the urban and rural population in 1910 was as follows:

State.	Urban.	Rural.	Urban.	Rural.
Maine.....	381,443	360,928	51.4	48.6
New Hampshire.....	255,099	175,473	59.2	40.8
Vermont.....	168,943	187,013	47.5	52.5
Massachusetts.....	3,125,367	241,049	92.8	7.2
Rhode Island.....	524,654	17,956	96.7	3.3
Connecticut.....	999,839	114,917	89.7	10.3
New York.....	7,185,494	1,928,120	78.8	21.2
New Jersey.....	1,907,210	629,957	75.2	24.8
Pennsylvania.....	4,630,669	3,034,442	60.4	39.6
Ohio.....	2,665,143	2,101,978	55.9	44.1
Indiana.....	1,143,835	1,557,041	42.4	57.6
Illinois.....	3,476,929	2,161,662	61.7	38.3
Michigan.....	1,327,044	1,483,129	47.2	52.8
Wisconsin.....	1,004,320	1,329,540	43.0	57.0
Minnesota.....	850,294	1,225,414	41.0	59.0
Iowa.....	680,054	1,544,717	30.6	69.4
Missouri.....	1,398,817	1,894,518	42.5	57.5
North Dakota.....	63,236	513,820	11.0	89.0
South Dakota.....	76,673	507,215	13.1	86.9
Nebraska.....	310,852	881,362	26.1	73.9
Kansas.....	493,790	1,197,159	29.2	70.8
Delaware.....	97,085	105,237	48.0	52.0
Maryland.....	658,192	637,154	50.8	49.2
District of Columbia	331,069	100.0

State.	Urban.	Rural.	Urban.	Rural.	Per cent.
Virginia.....	476,529	1,585,083	23.1	76.9	
West Virginia.....	228,242	992,877	18.7	81.3	
North Carolina.....	318,474	1,887,813	14.4	85.6	
South Carolina.....	224,832	1,290,568	14.8	85.2	
Georgia.....	538,650	2,070,471	20.6	79.4	
Florida.....	219,080	533,539	29.1	70.9	
Kentucky.....	555,442	1,734,463	24.3	75.7	
Tennessee.....	441,045	1,743,744	20.2	79.8	
Alabama.....	370,431	1,767,662	17.3	82.7	
Mississippi.....	207,311	1,589,803	11.5	88.5	
Arkansas.....	202,681	1,371,768	12.9	87.1	
Louisiana.....	96,516	1,159,872	30.0	70.0	
Oklahoma.....	320,155	1,337,000	19.3	80.7	
Texas.....	938,104	2,958,438	24.1	75.9	
Montana.....	133,420	242,633	35.5	64.5	
Idaho.....	69,898	255,696	21.5	78.5	
Wyoming.....	43,221	102,744	29.6	70.4	
Colorado.....	408,840	894,184	50.7	49.3	
New Mexico.....	46,571	280,730	14.2	85.8	
Arizona.....	63,260	141,094	31.0	69.0	
Utah.....	172,934	200,417	46.3	53.7	
Nevada.....	13,367	68,508	16.3	83.7	
Washington.....	605,539	536,460	53.0	47.0	
Oregon.....	307,060	365,705	45.6	54.4	
California.....	1,469,739	907,510	61.8	38.2	
United States.....	42,623,383	49,348,883	46.3	53.7	

INCREASE IN URBAN AND RURAL POPULATION.

Comparing the rate of growth in urban and rural communities, it is shown by the census bureau that during the period between the census of 1900 and that of 1910 the increase in urban population in continental United States was 11,013,738, or 34.8 per cent, while the increase in rural population was 4,963,953, or 11.2 per cent. There had been an increase in urban population in every state, while in six states there had been an actual decrease in rural population. These states were: New Hampshire, 5.4 per cent; Vermont, 4.2 per cent; Ohio, 1.3 per cent; Indiana, 5.1 per cent; Iowa, 7.2 per cent; Missouri, 5.1 per cent.

POPULATION OF ALASKA (1910).

BY RECORDER'S DISTRICTS.			
District.	Population.	District.	Population.
Aleutian Islands.....	1,083	Kuskokwim.....	2,711
Bristol Bay.....	4,502	Koyukuk.....	455
Cape Nome.....	3,924	Mount McKinley.....	232
Chandalar.....	368	Nabesna.....	103
Cirele.....	799	Nontak-Kobuk.....	2,262
Cook Inlet.....	677	Nulato.....	785
Copper Center.....	553	Ophir.....	562
Cordova.....	1,779	Otter.....	1,234
Council City.....	686	Port Clarence.....	1,001
Eagle.....	543	Prince William sound.....	210
Fairbanks.....	7,675	Rampart.....	370
Fairview.....	543	Sitka.....	2,210
Fort Gibbon.....	858	Skagway.....	1,980
Fortymile.....	341	St. Lawrence Island.....	293
Hot Springs.....	372	St. Michael.....	2,255
Iliamna.....	271	Tanana.....	430
Juneau.....	5,854	Unga peninsula.....	1,303
Katishna.....	68	Valdez.....	4,815
Kayak.....	623	Wrangell.....	1,652
Kenai.....	1,692		
Ketchikan.....	3,520		
Kodiak.....	2,448	Total, 1910.....	64,356
Kougarok.....	208	Total, 1900.....	63,592

BY TOWNS.			
District.	Population.	District.	Population.
Cordova.....	1,152	Nome.....	2,600
Douglas.....	1,722	Treadwell.....	1,222
Fairbanks.....	3,541	Valdez.....	810
Juneau.....	1,644	Wrangell.....	743
Ketchikan.....	1,613		

POPULATION OF PORTO RICO.

	1910.	1899.
Territory of Porto Rico.....	1,118,012	953,423
San Juan city.....	48,716	32,048
Ponce city.....	35,027	27,952
Mayaguez city.....	16,591	15,187
Caguas city.....	10,354	5,450
Arecibo city.....	9,612	8,008
Guayama city.....	8,321	5,334

POPULATION OF HAWAII (1910).

County.	Population.	Total, 1900.	Per cent increase.
Hawaii	55,382	154,001	24.6
Honolulu	82,028		
Kalaawao	785		
Kauai	23,952		
MauI	29,762		
Total, 1910.	191,909		

CITIES.

Hilo	6,745
Honolulu	52,183

AREA OF THE UNITED STATES IN SQUARE MILES (1910).

Arranged according to rank in gross area.

State.	Rank.	Gross.	Land.	Water.*
Texas	1	265,896	262,398	3,498
California	2	158,297	155,652	2,645
Montana	3	146,997	146,201	796
New Mexico	4	122,634	122,503	131
Arizona	5	113,956	113,810	146
Nevada	6	110,690	109,821	869
Colorado	7	103,948	103,658	290
Wyoming	8	97,314	97,594	320
Oregon	9	96,699	95,607	1,092
Utah	10	84,990	82,184	2,806
Minnesota	11	84,682	80,858	3,824
Idaho	12	83,888	83,354	534
Kansas	13	82,158	81,774	384
South Dakota	14	77,615	76,868	747
Nebraska	15	77,520	76,808	712
North Dakota	16	70,837	70,183	654
Oklahoma	17	70,057	69,414	643
Missouri	18	69,420	68,727	693
Washington	19	69,127	66,836	2,291
Georgia	20	59,265	58,725	540
Florida	21	58,666	54,861	3,805
Michigan	22	57,980	57,480	500
Illinois	23	56,665	56,043	622
Iowa	24	56,147	55,586	561
Wisconsin	25	56,066	55,256	810
Arkansas	26	53,335	52,525	810
North Carolina	27	52,426	48,740	3,686
Alabama	28	51,998	51,279	719
New York	29	49,204	47,654	1,550
Louisiana	30	48,506	45,409	3,097
Mississippi	31	46,965	46,362	603
Pennsylvania	32	45,126	44,832	294
Virginia	33	42,627	40,262	2,365
Tennessee	34	42,022	41,687	335
Ohio	35	41,040	40,740	300
Kentucky	36	40,598	40,181	417
Indiana	37	36,354	36,045	309
Maine	38	33,040	29,935	3,145
South Carolina	39	30,989	30,495	494
West Virginia	40	24,170	24,022	148
Maryland	41	12,327	9,941	2,386
Vermont	42	9,564	9,124	440
New Hampshire	43	9,341	9,031	310
Massachusetts	44	8,266	8,039	227
New Jersey	45	8,224	7,514	710
Connecticut	46	4,965	4,820	145
Delaware	47	2,370	1,965	405
Rhode Island	48	1,248	1,067	180
District of Columbia	49	70	60	10

Total 3,026,789 2,973,890 52,899

*Does not include water surface of oceans, the Gulf of Mexico or the great lakes lying within the jurisdiction of the United States.

AREA (SQUARE MILES) BY CENTURY YEARS.

Year.	Gross.	Land.	Water.
1910	3,026,789	2,973,890	52,899
1900	3,026,789	2,974,159	52,630
1890	3,026,789	2,973,965	52,824
1880	3,026,789	2,973,965	52,824
1870	3,026,789	2,973,965	52,824
1860	3,026,789	2,973,965	52,824
1850	2,997,119	2,974,337	52,782
1840	1,792,223	1,753,588	38,635
1830	1,792,223	1,753,588	38,635
1820	1,792,223	1,753,588	38,635
1810	1,720,122	1,685,865	34,257
1800	892,135	867,980	24,155
1790	892,135	867,980	24,155

The water area does not include the surface of the oceans, the Gulf of Mexico or the great lakes lying within the jurisdiction of the United States.

INCREASE IN AREA OF THE UNITED STATES.

Accession.	Gross area in square miles.	Area.
Area in 1790		892,135
Louisiana purchase, 1803		827,987
Florida, 1819		58,666
Treaty with Spain, 1819		339,166
Texas, 1845		286,541
Oregon, 1846		529,189
Mexican cession, 1848		296,519
Gadsden purchase, 1853		29,670
Total continental.		3,026,789
Alaska, 1867		590,884
Hawaii, 1898		6,449
Philippines, 1899		115,026
Porto Rico, 1899		3,435
Guam, 1899		210
Samoa, 1900		77
Panama canal zone, 1904		436

Total outlying 716,517
Grand total United States 3,743,306

POPULATION PER SQUARE MILE BY STATES.

State.	1910.	1900.	1890.	1880.
Alabama	41.7	35.7	29.5	24.6
Arizona	1.8	1.1	0.8	0.4
Arkansas	30.0	25.0	21.5	15.3
California	15.3	9.5	7.8	5.5
Colorado	7.7	5.2	4.0	1.9
Connecticut	231.3	188.5	154.8	129.2
Delaware	103.0	94.0	85.7	74.6
District of Columbia	5517.8	4645.3	3972.3	3062.5
Florida	13.7	9.6	7.1	4.9
Georgia	44.4	37.7	31.3	26.3
Idaho	3.9	1.9	1.1	0.4
Illinois	100.6	86.1	68.3	55.0
Indiana	74.9	70.1	61.1	55.1
Iowa	40.0	40.2	34.4	29.2
Kansas	20.7	18.0	17.5	12.2
Kentucky	57.0	53.4	46.3	41.0
Louisiana	36.5	30.4	24.6	20.7
Maine	24.8	23.2	22.1	21.7
Maryland	130.3	119.5	104.9	94.0
Massachusetts	418.8	349.0	278.5	221.8
Michigan	48.9	42.1	36.4	28.5
Minnesota	25.7	21.7	16.2	9.7
Mississippi	38.8	33.5	27.8	24.4
Missouri	47.9	45.2	39.0	31.6
Montana	2.6	1.7	1.0	0.3
Nebraska	15.5	13.9	13.8	5.9
Nevada	0.7	0.4	0.4	0.6
New Hampshire	47.7	45.6	41.7	38.4
New Jersey	337.7	250.7	192.3	150.5
New Mexico	2.7	1.6	1.3	1.0
New York	191.2	152.5	126.0	106.7
North Carolina	45.3	38.9	32.2	28.7
North Dakota	8.2	4.5	2.7	*
Ohio	117.0	102.1	90.1	78.5
Oklahoma	23.9	11.4	13.7	†
Oregon	7.0	4.3	3.3	1.8
Pennsylvania	171.0	140.6	117.3	95.5
Rhode Island	508.5	401.6	328.8	259.2
South Carolina	49.7	44.0	37.7	32.6
South Dakota	7.6	5.2	4.5	*
Tennessee	52.4	48.5	42.4	37.0
Texas	14.8	11.6	8.5	6.1
Utah	4.5	3.4	2.6	1.8

*North Dakota territory, 0.9. †Oklahoma and Indian territory combined. ‡Less than one-tenth.
Alaska with a gross area of 590,884 square miles has a population of 0.1 per square mile; Hawaii, 6,449 square miles, 29.8 per square mile, and Porto Rico, 3,435 square miles, 325.5 per square mile.

State.	1910.	1900.	1890.	1880.
Vermont	39.0	37.7	36.4	36.4
Virginia	51.2	46.1	41.1	37.6
Washington	17.1	7.8	5.3	1.1
West Virginia	50.8	39.9	31.8	25.7
Wisconsin	42.2	37.4	30.6	23.8
Wyoming	1.5	0.9	0.6	0.2
United States	30.9	25.6	21.2	16.9

NOTE—The density of population is obtained by dividing the population of each state and of continental United States by its total land area in square miles at each census.

POPULATION PER SQUARE MILE LAND AREA.

Census year.	Continental United States.	Population.	Land area.	Persq. mile.
1910	91,972,266	*2,973,890	30.9	30.9
1900	75,994,575	2,974,159	25.6	25.6
1890	62,947,714	2,973,965	21.2	21.2
1880	50,155,783	2,973,965	16.9	16.9
1870	38,558,371	2,973,965	13.0	13.0
1860	31,443,321	2,973,965	10.6	10.6
1850	23,191,876	2,944,337	7.9	7.9
1840	17,069,453	1,753,588	9.7	9.7
1830	12,866,020	1,753,588	7.3	7.3
1820	9,638,453	1,753,588	5.5	5.5
1810	7,239,881	1,685,865	4.3	4.3
1800	5,308,483	867,980	6.1	6.1
1790	3,929,214	867,980	4.5	4.5

*Net reduction of 269 square miles of land due to drainage of lakes and swamps in Illinois and Indiana (201 square miles of land), the building of the Roosevelt and Laguna reservoirs and the overflow of the Colorado river into the Salton sea in California (470 square miles of water surface).

Census year.	ACRES PER INHABITANT.		
	Continental United States.	Perinhabitant.	Perinhabitant.
1910	91,972,266	1,903,289,600	20.7
1900	75,994,575	1,903,461,760	25.0
1890	62,947,714	1,903,337,600	30.2

BY STATES AND DIVISIONS (1910).			
State and div.	Acres.	State and div.	Acres.
Maine	25.8	North Carolina	14.1
New Hampshire	13.4	South Carolina	12.9
Vermont	36.4	Georgia	14.4
Massachusetts	1.5	Florida	46.7
Rhode Island	1.3	South Atlantic	14.1
Connecticut	2.8	Kentucky	11.2
New England	6.1	Tennessee	12.2
New York	3.3	Alabama	15.3
New Jersey	1.9	Mississippi	16.5
Pennsylvania	3.7	East South Central	13.7
Middle Atlantic	3.3	Arkansas	21.4
Ohio	5.5	Louisiana	17.5
Indiana	8.5	Oklahoma	26.8
Illinois	6.4	Texas	43.1
Michigan	13.1	West South Central	31.3
Wisconsin	15.2	Montana	248.8
East North Central	8.6	Idaho	163.8
Minnesota	24.9	Wyoming	427.9
Iowa	16.0	Colorado	83.0
Missouri	13.4	New Mexico	239.5
North Dakota	77.8	Arizona	356.4
South Dakota	41.2	Utah	140.9
Nebraska	84.3	Nevada	858.4
Kansas	31.0	Mountain	208.8
West North Central	28.1	Washington	37.5
Delaware	6.2	Oregon	91.0
Maryland	4.9	California	41.9
District of Columbia	0.1	Pacific	48.6
Virginia	12.5	Continental U. S.	20.7
West Virginia	12.6		

IRRIGATION IN THE UNITED STATES.

[From census bureau report.]

State.	Farms.	Acres.	Cost.
Arizona	4,841	320,051	\$17,677,966
California	39,352	2,664,104	72,580,030
Colorado	25,857	2,792,032	56,636,443
Idaho	16,439	1,430,848	40,977,688
Kansas	1,096	37,479	1,365,563
Montana	8,970	1,679,084	22,970,958
Nebraska	1,852	255,950	7,798,310
Nevada	2,406	701,833	6,721,924
New Mexico	12,795	461,718	9,154,897
North Dakota	69	10,248	836,482
Oklahoma	137	4,388	47,200
Oregon	6,669	686,129	12,760,214
South Dakota	500	63,248	3,043,140
Texas	4,150	164,283	7,346,708
Utah	19,709	999,410	14,028,717
Washington	7,664	334,378	16,219,149
Wyoming	6,297	1,133,302	17,700,980
Total	158,713	13,738,485	307,866,369

Note—The above figures are for arid land alone and do not include rice land. The statistics of number of farms and the acreage irrigated are for 1909; the cost is to July 1, 1910.

The total length of ditches used for irrigation in 1910 was 125,591 miles and there were 6,812 reservoirs having a combined capacity of 12,581,129 acre-feet. The number of pumping plants reported was 13,906 and the acreage supplied by them 477,625. The relative importance of the several classes of irrigation enterprises is shown by the following percentages of acreage irrigated in 1909:

Class.	Per cent.
United States reclamation service	2.9
United States Indian service	1.3
Carey act enterprises	2.1
Irrigation districts	3.8
Co-operative enterprises	33.8
Individual and partnership enterprises	45.5
Commercial enterprises	10.6

Classified by source of water supply, the acreage irrigated was as follows: From streams, by gravity, 12,763,797; by pumping, 157,775; from wells, by flowing, 144,400; by pumping, 307,496; from reser-

voirs, 98,193; from lakes, by gravity, 55,284; by pumping, 12,354; from springs, 196,136.

CROPS ON IRRIGATED LAND (1909).

State.	Acreage.	Value.	Val. per acre.
Arizona	171,302	\$4,718,100	\$27.54
California	1,196,767	52,057,007	43.50
Colorado	1,650,356	39,478,994	23.92
Idaho	772,684	16,582,213	21.46
Kansas	22,118	477,025	21.57
Montana	909,342	14,535,960	15.99
Nebraska	137,211	1,973,860	14.39
Nevada	356,079	5,339,475	15.00
New Mexico	230,034	5,705,922	24.80
North Dakota	3,273	56,215	17.18
Oklahoma	2,806	51,995	18.53
Oregon	368,911	7,489,255	20.30
South Dakota	38,438	505,684	13.16
Texas	58,227	2,645,385	45.43
Utah	579,744	14,642,792	25.26
Washington	160,483	7,994,531	49.82
Wyoming	583,786	7,362,983	12.61
Total	7,241,561	181,617,396	25.08

The percentages of the total acreage devoted to important crops on irrigated lands were: Alfalfa, 30.6; wild grasses, 21.1; oats, 10.2; wheat, 7.6; barley, 3.3; orchard fruits, 3.3; other tame or cultivated grasses, 3; grains cut green, 2.9; timothy alone, 2.8; sugar beets, 2.5; timothy and clover mixed, 2.5; potatoes, 2.3; corn, 1.8; tropical and subtropical fruits, 1.4. Crops grown on irrigated land show an excess yield of 28.6 per cent over those grown on unirrigated land.

IRRIGATION FOR RICE GROWING.

The total acreage irrigated for rice growing in Louisiana, Texas and Arkansas in 1909 was 694,800, of which 54.7 per cent was in Louisiana, 41.3 per cent in Texas and 4 per cent in Arkansas. The enterprises which were completed or under way in 1910 were reported as capable of irrigating 950,706 acres in that year and of serving ultimately a total of 1,134,322 acres. The total cost of rice irrigation enterprises to July 1, 1910, was \$13,587,639.

PERSONS OF SCHOOL AGE AND SCHOOL ATTENDANCE (1910).

6 to 20 years inclusive. [From census bureau report.]

BY STATES AND DIVISIONS.

	Total.	Attend'g school.	
		Number.	Pct.
New England—			
Maine	195,197	132,082	67.7
New Hampshire	111,634	73,487	65.8
Vermont	94,701	66,845	70.6
Massachusetts	881,024	588,029	66.7
Rhode Island	148,102	90,328	61.0
Connecticut	298,454	192,497	64.5
Middle Atlantic—			
New York	2,454,428	1,563,374	63.7
New Jersey	708,525	440,903	62.2
Pennsylvania	2,194,303	1,366,542	62.3
East North Central—			
Ohio	1,313,809	868,578	66.1
Indiana	777,889	513,223	66.0
Illinois	1,615,914	1,025,053	63.4
Michigan	796,887	539,739	67.7
Wisconsin	732,544	484,629	66.2
West North Central—			
Minnesota	648,775	443,761	68.4
Iowa	675,222	469,778	69.6
Missouri	993,998	646,866	65.1
North Dakota	183,336	117,453	64.1
South Dakota	183,979	122,640	66.7
Nebraska	373,868	261,219	69.9
Kansas	515,156	363,695	70.6
South Atlantic—			
Delaware	57,982	35,304	60.9
Maryland	288,486	227,024	58.4
District of Columbia	79,249	50,859	64.2
Virginia	697,649	392,498	56.3
West Virginia	396,813	259,971	65.5
North Carolina	785,583	481,450	61.3
South Carolina	564,260	291,307	51.6
Georgia	925,865	480,378	51.9
Florida	243,917	128,659	52.7
East South Central—			
Kentucky	755,709	461,195	61.0
Tennessee	738,478	438,547	59.4
Alabama	750,357	385,449	51.4
Mississippi	644,805	388,072	60.2
West South Central—			
Arkansas	551,672	324,035	58.7
Louisiana	575,866	248,420	43.1
Oklahoma	566,323	383,816	67.8
Texas	1,363,713	790,736	58.0
Mountain—			
Montana	93,771	60,678	64.7
Idaho	96,819	66,779	69.0
Wyoming	35,776	23,020	64.3
Colorado	215,940	147,626	68.4
New Mexico	105,403	64,342	61.0
Arizona	56,897	30,355	53.4
Utah	121,016	85,006	70.2
Nevada	16,132	10,141	62.9
Pacific—			
Washington	293,478	195,259	66.5
Oregon	175,386	117,078	66.8
California	555,554	361,077	65.0
Geographic Divisions—			
New England	1,729,112	1,143,268	66.1
Middle Atlantic	5,357,256	3,370,819	62.9
East North Central	5,237,043	3,481,622	66.5
West North Central	3,574,334	2,425,412	67.9
South Atlantic	4,139,759	2,347,450	56.7
East South Central	2,889,949	1,678,263	57.9
West South Central	3,057,574	1,747,007	57.1
Mountain	741,754	497,947	67.1
Pacific	1,024,418	673,414	65.7
Total United States	27,750,599	17,300,202	62.3

BY PRINCIPAL CITIES.

City.	Total.	Attend'g school.	
		Number.	Pct.
Albany, N. Y.	23,794	14,816	62.3
Atlanta, Ga.	42,981	23,981	54.3
Baltimore, Md.	153,586	79,933	52.0

City.	Total.	Attend'g school.	
		Number.	Pct.
Birmingham, Ala.	36,939	20,135	54.5
Boston, Mass.	169,116	115,210	68.1
Bridgeport, Conn.	26,938	16,262	60.4
Buffalo, N. Y.	120,366	73,412	61.0
Cambridge, Mass.	27,426	19,152	69.8
Chicago, Ill.	594,012	349,037	58.8
Cincinnati, O.	95,618	55,474	59.3
Cleveland, O.	150,887	92,094	61.0
Columbus, O.	44,254	27,651	62.3
Dayton, O.	28,726	17,624	61.4
Denver, Col.	51,958	34,597	66.5
Detroit, Mich.	122,979	69,808	56.8
Fall River, Mass.	36,235	22,819	63.0
Grand Rapids, Mich.	30,138	19,141	63.5
Indianapolis, Ind.	56,997	35,014	61.4
Jersey City, N. J.	78,300	47,198	60.3
Kansas City, Mo.	57,467	34,220	59.5
Los Angeles, Cal.	69,036	44,995	65.2
Louisville, Ky.	60,690	35,762	58.9
Lowell, Mass.	28,570	17,603	61.6
Memphis, Tenn.	32,462	17,169	52.9
Milwaukee, Wis.	109,078	63,228	58.0
Minneapolis, Minn.	75,611	48,655	64.3
Nashville, Tenn.	31,803	18,191	57.2
New Haven, Conn.	36,263	24,252	66.9
New Orleans, La.	98,468	52,799	53.6
New York, N. Y.	1,334,357	828,720	62.1
Newark, N. J.	97,544	61,916	63.5
Oakland, Cal.	34,153	22,253	65.2
Omaha, Neb.	31,281	20,085	64.2
Pateron, N. J.	36,457	21,779	59.7
Philadelphia, Pa.	410,243	237,333	57.9
Pittsburgh, Pa.	146,609	85,777	58.5
Portland, Ore.	43,272	26,146	60.4
Providence, R. I.	57,559	35,309	61.3
Richmond, Va.	35,271	17,986	51.0
Rochester, N. Y.	54,998	33,752	61.4
St. Louis, Mo.	181,402	101,320	55.9
St. Paul, Minn.	58,346	37,187	63.7
San Francisco, Cal.	85,368	50,128	58.3
Scranton, Pa.	39,397	22,964	58.3
Seattle, Wash.	49,294	31,099	63.1
Spokane, Wash.	24,150	15,259	63.2
Syracuse, N. Y.	34,171	21,131	61.8
Toledo, O.	45,314	28,198	62.2
Washington, D. C.	79,249	50,859	64.2
Worcester, Mass.	38,277	24,928	65.1

CHILDREN 6 TO 14 YEARS OF AGE.

For the combined group 6 to 14 years, inclusive—the most common years of school attendance—there was a total of 16,832,374 persons reported in 1910 and of this number 13,706,982, or 81.4 per cent, attended school. Following are the figures for this group by geographical divisions:

Division.	Total.	Attend'g school.	
		Number.	Pct.
New England	1,020,848	938,171	91.9
Middle Atlantic	3,165,516	2,797,524	88.4
East North Central	3,113,033	2,774,423	89.1
West North Central	2,147,108	1,878,360	87.5
South Atlantic	2,601,537	1,829,989	70.3
East South Central	1,813,364	1,273,522	70.2
West South Central	1,929,188	1,336,748	69.3
Mountain	455,409	272,092	60.1
Pacific	586,371	506,153	86.3
United States	16,832,374	13,706,982	81.4

TOTAL SCHOOL ATTENDANCE 1910.

Classified by sex, color, race, nativity, parentage and age.

Male	9,037,655	Male	783,869
Female	8,972,236	Female	886,781
Total	18,009,891	Indian	53,458
White	16,279,292	Chinese	3,887
Male	8,220,847	Japanese	2,512
Female	8,058,445	All other	92
Negro	1,670,650	Native white	15,627,786
		Male	7,882,607
		Female	7,745,179

Native par'nt'ge. 11,110,583	Male	338,240
Male	Female	313,266
Female	Age—Under 6 yrs.	396,431
Foreign or mixed	6 to 9 years	5,678,320
percentage	10 to 14 years	8,028,662
Male	15 to 20 years	3,593,227
Female	15 to 17 years	2,748,386
Foreign born	18 to 20 years	844,336
white	21 years and	
651,506	over	313,256

URBAN AND RURAL ATTENDANCE.					
Age period.	—Urban—		—Rural—		Pct.
	Number.	Pct.	Number.	Pct.	
Under 6 years.....	212,994	2.8	183,437	1.7	
6 to 9 years.....	2,442,305	32.7	3,236,015	30.7	
10 to 14 years.....	3,326,340	44.5	4,702,322	44.7	
15 to 20 years.....	1,330,324	17.8	2,262,898	21.5	
21 and over.....	168,057	2.2	145,199	1.4	
Total	7,480,020	100.0	10,529,871	100.0	

DWELLINGS AND FAMILIES (1910).

In census usage a "dwelling" is any building in which one or more persons reside. A mere cabin, or room in a warehouse, occupied by a single person, is a census dwelling, while on the other hand an apartment house containing many families constitutes only one dwelling. Only occupied dwellings are included in the following tables. The term "family" as used in census reports means a household or group of persons, whether related by blood or not, who share a common abode, usually also sharing the same table. If one person lives alone he constitutes a family, while on the other hand those who dwell in a hotel or institution in which many people live are also treated as forming a single family. There is, however, no considerable difference between the average size of all families under the census usage and the average size of what are commonly termed families or households in popular speech. In 1900 the difference for the United States as a whole was only 0.1 per cent.

At each census from 1850 to 1910 a decrease was shown in the average number of persons per dwelling and the average number per family. The decrease in the average number per dwelling has been due to the decrease in the average per family, the influence of which has been partly offset by the increased construction of tenements and other dwellings containing more than one family.

In 1910 there were 7,254,242 dwellings and 9,499,765 families in urban communities, while there were 10,551,603 dwellings and 10,755,790 families in rural communities. For urban communities the number of persons to a dwelling averaged 5.9 and to a family 4.5; for rural communities the number of persons to a dwelling averaged 4.7 and to a family 4.6.

BY STATES.

State.	Dwell- ings.	*Per- sons.	Fam- ilies.	†Per- sons.
Alabama	441,249	5.0	454,767	4.7
Arizona	45,386	4.5	47,927	4.3
Arkansas	327,625	4.8	333,368	4.7
California	513,481	4.6	563,636	4.2
Colorado	183,874	4.3	194,467	4.1
Connecticut	181,911	6.1	246,659	4.5
Delaware	43,183	4.7	44,951	4.5
District of Columbia	58,513	5.7	71,339	4.6
Florida	165,818	4.5	171,422	4.4
Georgia	530,631	4.9	553,264	4.7
Idaho	71,830	4.5	73,669	4.4
Illinois	1,006,848	5.6	1,264,717	4.5
Indiana	631,554	4.3	654,891	4.1
Iowa	498,943	4.5	512,515	4.3
Kansas	385,672	4.4	395,771	4.3
Kentucky	469,669	4.9	494,788	4.6
Louisiana	331,220	5.0	344,144	4.8
Maine	159,437	4.7	177,960	4.2
Maryland	253,805	5.1	274,824	4.7
Massachusetts	511,926	6.6	734,013	4.6
Michigan	618,222	4.5	657,418	4.3
Minnesota	380,809	5.5	416,452	5.0
Mississippi	376,420	4.8	384,724	4.7
Missouri	677,196	4.9	749,812	4.4
Montana	82,811	4.5	86,602	4.3
Nebraska	258,967	4.6	265,549	4.5
Nevada	23,044	3.6	23,677	3.5
New Hampshire	88,871	4.8	103,156	4.2
New Jersey	407,295	6.2	558,202	4.5
New Mexico	75,888	4.3	78,883	4.1
New York	1,178,686	7.7	2,046,845	4.5
North Carolina	430,570	5.1	440,334	5.0
North Dakota	118,757	4.9	120,910	4.8
Ohio	1,024,800	4.7	1,138,165	4.7
Oklahoma	342,488	4.8	351,167	4.7

State.	Dwell- ings.	*Per- sons.	Fam- ilies.	†Per- sons.
Oregon	144,832	4.6	151,858	4.4
Pennsylvania	1,507,843	5.1	1,630,628	4.7
Rhode Island	79,725	6.8	117,976	4.6
South Carolina	302,842	5.0	315,204	4.8
South Dakota	127,739	4.6	131,060	4.5
Tennessee	444,814	4.9	462,553	4.7
Texas	779,177	5.0	798,426	4.9
Utah	72,649	5.1	77,339	4.8
Vermont	77,466	4.6	85,173	4.2
Virginia	400,445	5.1	419,452	4.9
Washington	238,822	4.8	254,692	4.5
West Virginia	239,128	5.1	248,840	4.9
Wisconsin	462,355	5.0	499,629	4.7
Wyoming	30,969	4.7	32,092	4.5

United States.....	17,805,842	5.2	20,255,555	4.5
In 1900.....	14,430,145	5.3	16,187,715	4.7
In 1890.....	11,483,318	5.5	12,690,152	4.9

*Persons to a dwelling. †Persons to a family.

BY PRINCIPAL CITIES.

City.	Dwell- ings.	*Per- sons.	Fam- ilies.	†Per- sons.
Albany, N. Y.	15,437	6.5	24,069	4.2
Atlanta, Ga.	30,328	5.1	35,813	4.3
Baltimore, Md.	101,905	5.5	118,851	4.7
Birmingham, Ala.	26,989	4.9	31,650	4.3
Boston, Mass.	73,919	9.1	139,700	4.8
Bridgeport, Conn.	14,934	6.8	21,659	4.7
Buffalo, N. Y.	62,335	6.8	91,328	4.6
Cambridge, Mass.	14,577	7.2	22,765	4.6
Chicago, Ill.	246,744	8.9	473,141	4.6
Cincinnati, O.	49,525	7.3	87,541	4.2
Cleveland, O.	90,465	6.2	124,822	4.5
Columbus, O.	39,580	4.6	42,645	4.3
Dayton, O.	26,692	4.4	28,370	4.1
Denver, Col.	44,736	4.8	51,339	4.2
Detroit, Mich.	83,124	5.6	100,356	4.6
Fall River, Mass.	10,962	10.9	24,378	4.9
Grand Rapids, Mich.	23,432	4.8	26,925	4.2
Indianapolis, Ind.	53,359	4.3	58,645	4.0
Jersey City, N. J.	27,805	9.6	56,790	4.7
Los Angeles, Cal.	69,061	4.6	78,678	4.1
Louisville, Ky.	41,686	5.4	52,155	4.3
Lowell, Mass.	15,056	7.1	21,932	4.8
Memphis, Tenn.	26,710	4.9	31,154	4.2
Milwaukee, Wis.	60,724	6.2	80,566	4.6
Minneapolis, Minn.	46,903	6.4	63,241	4.8
Nashville, Tenn.	22,113	5.0	26,077	4.2
New Haven, Conn.	17,466	7.6	29,717	4.6
New Orleans, La.	67,192	5.0	73,377	4.6
New York, N. Y.	305,698	15.6	1,020,827	4.7
Newark, N. J.	38,693	9.0	77,039	4.5
Oakland, Cal.	31,740	4.7	36,723	4.1
Omaha, Neb.	23,657	5.2	26,359	4.7
Paterson, N. J.	15,812	7.9	27,978	4.5
Philadelphia, Pa.	295,220	5.2	327,263	4.7
Pittsburgh, Pa.	86,942	6.1	110,457	4.8
Portland, Ore.	37,436	6.7	42,029	4.9
Providence, R. I.	28,705	7.8	49,129	4.6
Richmond, Va.	22,905	5.7	26,914	4.7
Rochester, N. Y.	38,860	5.6	46,787	4.7
St. Louis, Mo.	105,650	6.5	155,555	4.4
St. Paul, Minn.	32,616	6.6	41,548	5.2
San Francisco, Cal.	65,025	6.4	86,414	4.8
Scranton, Pa.	22,143	5.9	26,312	4.9
Seattle, Wash.	43,559	5.4	51,042	4.6
Spokane, Wash.	20,282	5.1	22,676	4.6
Syracuse, N. Y.	23,200	5.9	31,551	4.4
Toledo, O.	35,888	4.7	39,677	4.2
Washington, D. C.	58,513	5.7	71,339	4.6
Worcester, Mass.	15,109	9.7	30,743	4.7

*Persons to a dwelling. †Persons to a family.

ILLITERACY IN THE UNITED STATES (1910).

The following statistics, except where otherwise specified, relate only to persons 10 years of age or over. The bureau of the census classifies as illiterate all persons 10 years of age or over who are unable to write, regardless of their ability to read.

PERCENTAGE OF ILLITERACY.

The following table shows the total population 10 years of age and over and the number and percentage of illiterate by color or race, nativity and parentage:

Class.	Population.	Illiterate.	Pct.
White	63,933,870	3,184,633	5.0
Native	50,989,341	1,534,272	3.0
Native parentage	37,081,278	1,378,884	3.7
Foreign or mixed parentage	13,908,063	155,388	1.1
Foreign born	12,944,529	1,650,361	12.7
Negro	7,317,922	2,227,731	30.4
Indian	188,758	85,445	45.3
Chinese	68,924	10,891	15.3
Japanese	67,661	6,213	9.2
All other	3,135	1,250	39.9

United States.....71,580,270 5,516,163 7.7

The corresponding percentages of illiterates at three previous censuses were: 1880, 17.0; 1890, 13.3; 1900, 10.7.

ILLITERACY BY SEX.

Class.	Male.		Female.	
	Illiterate.	Pct.	Illiterate.	Pct.
White	1,662,505	5.0	1,522,128	4.9
Native	796,055	3.1	738,217	2.9
Native parentage	715,926	3.8	662,958	3.7
Foreign or mixed parentage	80,129	1.2	75,259	1.1
Foreign born	866,450	11.8	783,911	13.3
Negro	1,096,000	30.1	1,131,731	30.7
Indian	40,104	41.5	45,341	49.2
Chinese	9,844	15.0	1,042	30.2
Japanese	5,247	8.6	966	14.1
All other	1,245	40.5	5

United States.....2,814,950 7.6 2,701,213 7.8

URBAN AND RURAL ILLITERACY (PER CENT).

Class.	Total.	Urban.	Rural.
White	5.0	4.2	5.8
Native	3.0	0.8	4.8
Native parentage	3.7	0.9	5.4
Foreign or mixed parentage	1.1	0.7	1.9
Foreign born	12.7	12.6	13.2
Negro	30.4	17.6	36.1
All other	31.6	11.0	40.1

PERCENTAGE ILLITERATES BY SECTIONS.

Section.	1910.	1900.
New England	5.3	6.0
Middle Atlantic	5.7	5.8
East North Central	3.4	4.3
West North Central	2.9	4.1
South Atlantic	16.0	23.9
East South Central	17.4	24.9
West South Central	13.2	20.5
Mountain	6.9	9.6
Pacific	3.0	4.2
Northern states	4.3	5.0
Southern states	15.6	23.3
Western states	4.4	6.3

United States.....7.7 10.7

ILLITERATES BY STATES.

State.	1910.		1900.	
	Number.	Pct.	Number.	Pct.
Alabama	352,710	22.9	443,590	34.0
Arizona	32,953	20.9	27,304	29.0
Arkansas	142,954	12.6	190,655	20.4
California	74,902	3.7	58,959	4.8
Colorado	25,780	3.7	17,779	4.2
Connecticut	53,665	6.0	42,973	5.9
Delaware	12,240	3.1	17,531	12.0
District of Columbia	12,812	4.9	20,028	8.6
Florida	77,816	13.8	84,285	21.9
Georgia	389,775	20.7	480,420	30.5
Idaho	5,453	2.2	5,505	4.6

State.	1910.		1900.	
	Number.	Pct.	Number.	Pct.
Illinois	168,294	3.7	157,958	4.2
Indiana	66,213	3.1	90,539	4.6
Iowa	29,889	1.7	40,172	2.3
Kansas	28,968	2.2	32,513	2.9
Kentucky	208,084	12.1	262,954	16.5
Louisiana	352,179	29.0	381,145	38.5
Maine	24,554	4.1	29,060	5.1
Maryland	73,397	7.2	101,947	11.1
Massachusetts	141,541	5.2	134,043	5.9
Michigan	74,800	3.5	80,482	4.2
Minnesota	49,336	3.0	52,946	4.4
Mississippi	290,235	22.0	351,461	32.0
Missouri	111,116	4.3	152,844	6.1
Montana	14,457	4.8	11,675	4.3
Nebraska	18,009	1.9	17,997	2.3
Nevada	4,702	6.7	4,645	13.3
New Hampshire	16,386	4.6	21,075	6.2
New Jersey	113,502	5.6	86,658	5.9
New Mexico	48,697	20.2	46,971	33.2
New York	406,020	5.5	318,100	5.5
North Carolina	291,497	18.5	386,251	28.7
North Dakota	13,070	3.1	12,719	5.6
Ohio	124,774	3.2	131,541	4.0
Oklahoma	67,567	5.6	67,826	12.1
Oregon	10,504	1.9	10,686	3.3
Pennsylvania	354,290	5.9	299,376	6.1
Rhode Island	33,854	7.7	29,004	8.4
South Carolina	276,980	25.7	338,659	35.9
South Dakota	12,750	2.9	14,832	5.0
Tennessee	221,071	13.6	306,390	20.7
Texas	282,904	9.9	314,018	14.5
Utah	6,821	2.5	6,141	3.1
Vermont	10,806	3.7	16,247	5.8
Virginia	232,911	15.2	312,120	22.9
Washington	18,416	2.0	12,740	3.1
West Virginia	74,866	8.3	80,105	11.4
Wisconsin	57,769	3.2	73,779	4.7
Wyoming	3,874	3.3	2,878	4.0

United States.....5,516,163 7.7 6,180,069 10.7

ILLITERATES BY CITIES.

(Cities of 100,000 or more population in 1910.)

City.	1910.		1900.	
	Number.	Pct.	Number.	Pct.
Albany, N. Y.	2,762	3.2	2,181	2.8
Atlanta, Ga.	10,813	8.6	11,406	15.8
Baltimore, Md.	20,325	4.4	29,148	7.2
Birmingham, Ala.	11,026	10.4	5,986	19.1
Boston, Mass.	24,468	4.4	23,320	5.1
Bridgeport, Conn.	4,440	5.4	2,999	5.3
Buffalo, N. Y.	12,745	3.7	13,152	4.8
Cambridge, Mass.	2,540	3.0	3,388	4.6
Chicago, Ill.	79,911	4.5	51,142	3.9
Cincinnati, O.	9,576	3.1	8,848	3.4
Cleveland, O.	20,676	4.6	14,091	4.7
Columbus, O.	4,442	2.9	3,290	3.2
Dayton, O.	2,224	2.3	1,797	2.6
Denver, Col.	3,841	2.1	1,979	1.3
Detroit, Mich.	18,731	5.0	9,062	4.1
Fall River, Mass.	12,276	13.2	12,110	14.9
Grand Rapids, Mich.	2,271	2.5	2,136	3.1
Indianapolis, Ind.	5,874	3.0	6,004	4.3
Jersey City, N. J.	11,797	5.6	7,171	4.5
Kansas City, Mo.	4,937	2.3	5,258	3.9
Los Angeles, Cal.	5,258	1.9	1,956	2.3
Louisville, Ky.	9,866	5.3	14,567	8.3
Lowell, Mass.	5,172	6.0	6,843	8.8
Memphis, Tenn.	8,855	8.0	14,989	18.3
Milwaukee, Wis.	10,765	3.6	8,243	3.8
Minneapolis, Minn.	6,139	2.4	2,977	1.8
Nashville, Tenn.	7,947	8.8	9,460	14.4
New Haven, Conn.	7,502	7.0	4,875	5.6
New Orleans, La.	19,987	6.9	30,820	13.6
New York, N. Y.	254,208	6.7	181,835	6.8
Newark, N. J.	16,553	6.0	11,715	6.1
Oakland, Cal.	3,863	3.0	1,614	2.9
Omaha, Neb.	2,758	2.7	1,662	2.0
Paterson, N. J.	6,927	6.9	5,191	6.3
Philadelphia, Pa.	57,700	4.6	45,546	4.4
Pittsburgh, Pa.	26,627	6.2	20,402	5.8
Portland, Ore.	2,145	1.2	3,925	5.3
Providence, R. I.	14,236	7.7	10,029	7.0
Richmond, Va.	8,641	8.2	9,501	13.7

City.	1910.		1900.		State.	1910.		1900.	
	Number.	Pct.	Number.	Pct.		Number.	Pct.	Number.	Pct.
Rochester, N. Y.	6,916	3.8	3,499	2.7	Utah	3,477	3.3	2,470	3.7
St. Louis, Mo.	21,123	3.7	20,359	4.4	Vermont	6,039	5.3	8,544	7.9
St. Paul, Minn.	3,751	2.1	3,956	3.1	Virginia	92,917	17.7	113,353	25.3
San Francisco, Cal.	7,697	2.1	8,960	3.1	Washington	10,550	2.4	6,635	3.4
Scranton, Pa.	8,933	8.9	6,814	8.8	West Virginia	35,400	10.4	32,066	12.9
Seattle, Wash.	2,217	1.1	901	1.3	Wisconsin	27,038	4.0	31,136	5.5
Spokane, Wash.	1,723	1.3	554	1.8	Wyoming	2,594	4.1	1,636	4.3
Syracuse, N. Y.	5,629	4.9	2,800	3.2	United States	2,273,603	8.4	2,288,470	10.8
Toledo, O.	3,809	2.8	3,865	3.7	BY PRINCIPAL CITIES.				
Washington, D. C.	13,812	4.9	20,028	8.6	Albany, N. Y.	1,219	3.8	762	2.7
Worcester, Mass.	5,977	5.0	4,580	4.9	Atlanta, Ga.	3,606	8.1	3,396	14.6
					Baltimore, Md.	7,701	4.7	10,152	7.2
					Birmingham, Ala.	4,348	10.7	2,051	16.7
					Boston, Mass.	9,335	4.5	8,111	4.6
					Bridgeport, Conn.	1,815	5.5	1,203	5.5
					Buffalo, N. Y.	5,664	3.2	5,163	5.3
					Chicago, Ill.	35,636	5.1	20,572	4.0
					Cincinnati, O.	3,962	3.5	3,114	3.4
					Cleveland, O.	9,418	5.3	5,786	5.2
					Columbus, O.	2,063	3.4	1,406	3.5
					Dayton, O.	1,069	2.8	679	2.6
					Denver, Col.	1,580	2.2	716	1.7
					Detroit, Mich.	9,709	6.5	5,357	4.5
					Fall River, Mass.	4,942	15.6	4,158	15.5
					Grand Rapids, Mich.	933	2.7	823	3.3
					Indianapolis, Ind.	7,712	3.5	2,526	4.8
					Jersey City, N. J.	5,519	6.8	3,094	5.1
					Kansas City, Mo.	2,034	2.3	2,096	3.9
					Los Angeles, Cal.	2,270	2.0	886	2.7
					Louisville, Ky.	4,024	5.9	5,386	9.8
					Lowell, Mass.	2,266	7.2	2,592	9.6
					Memphis, Tenn.	3,163	7.1	5,745	18.3
					Milwaukee, Wis.	5,147	4.6	3,059	4.1
					Minneapolis, Minn.	2,770	2.6	1,205	1.9
					Nashville, Tenn.	2,901	9.4	3,169	14.3
					New Haven, Conn.	3,037	7.5	1,866	5.7
					New Orleans, La.	6,301	6.5	10,073	13.4
					New York, N. Y.	91,815	6.4	65,556	6.5
					Newark, N. J.	6,227	6.0	4,598	6.5
					Oakland, Cal.	1,877	3.5	741	3.6
					Omaha, Neb.	1,429	3.3	612	1.8
					Paterson, N. J.	2,534	7.0	1,876	6.3
					Pittsburgh, Pa.	22,222	4.7	17,583	4.5
					Philadelphia, Pa.	14,165	8.5	10,588	7.8
					Portland, Ore.	1,187	1.3	3,251	8.5
					Providence, R. I.	1,378	8.3	3,830	7.2
					Richmond, Va.	3,187	8.6	3,369	14.4
					Rochester, N. Y.	3,158	4.5	1,327	2.9
					St. Louis, Mo.	9,106	4.1	7,026	4.1
					St. Paul, Minn.	1,576	2.2	1,351	2.6
					San Francisco, Cal.	3,521	2.0	3,596	2.8
					Scranton, Pa.	4,515	12.2	2,985	10.6
					Seattle, Wash.	1,373	1.4	598	1.5
					Spokane, Wash.	709	1.8	304	2.0
					Syracuse, N. Y.	2,821	6.3	1,071	3.3
					Toledo, O.	1,802	3.4	1,592	4.2
					Washington, D. C.	5,082	4.9	7,052	8.4
					Worcester, Mass.	2,732	6.0	1,788	5.0

ILLITERATES OF VOTING AGE.
(Males 21 years of age and over.)

State.	1910.		1900.	
	Number.	Pct.	Number.	Pct.
Alabama	124,494	24.3	139,649	33.7
Arizona	14,463	19.5	11,215	25.4
Arkansas	53,440	13.5	62,615	20.0
California	42,727	4.6	33,485	6.2
Colorado	11,343	4.2	7,689	4.1
Connecticut	23,562	6.8	18,984	6.8
Delaware	6,272	10.1	7,538	14.0
District of Columbia	5,082	4.9	7,052	8.4
Florida	29,886	14.0	30,849	22.1
Georgia	141,541	22.8	158,247	31.6
Idaho	3,416	3.1	2,936	5.4
Illinois	79,433	4.6	67,481	4.8
Indiana	33,583	4.1	40,016	5.6
Iowa	14,204	2.1	17,061	2.7
Kansas	14,716	2.9	14,216	3.4
Kentucky	87,516	14.5	102,528	18.8
Louisiana	118,716	28.6	122,638	37.6
Maine	13,070	5.5	13,952	6.4
Maryland	31,238	8.5	40,352	12.5
Massachusetts	61,909	6.1	53,694	6.4
Michigan	38,703	4.4	39,230	5.5
Minnesota	23,603	3.7	20,856	4.1
Mississippi	107,843	25.3	118,057	33.8
Missouri	51,284	5.3	60,327	7.0
Montana	8,812	5.7	6,209	6.1
Nebraska	8,545	2.4	7,388	2.5
Nevada	2,399	6.0	2,271	12.8
New Hampshire	8,413	6.2	10,295	7.9
New Jersey	51,086	6.6	38,305	6.9
New Mexico	16,634	17.6	15,585	28.3
New York	170,030	6.0	130,004	5.9
North Carolina	107,563	21.3	122,658	29.4
North Dakota	5,464	3.1	5,187	5.1
Ohio	62,998	4.2	58,698	4.8
Oklahoma	28,707	6.4	21,950	10.6
Oregon	6,460	2.5	6,978	4.8
Pennsylvania	179,982	7.8	139,982	7.7
Rhode Island	14,456	8.8	11,675	9.2
South Carolina	90,707	27.1	99,516	35.1
South Dakota	5,550	3.1	5,628	5.0
Tennessee	86,877	15.7	105,851	21.7
Texas	109,328	10.9	113,783	15.4

GREAT MINING DISASTERS IN RECENT YEARS.

(In which 100 or more lives were lost.)

Birmingham, Ala., May 5, 1910; 175 dead.	Khartsisk, Russia, June 18, 1905; 500 dead.
Bolton, England, Dec. 21, 1910; 300 dead.	La Esperanza, Mex., Feb. 19, 1907; 123 dead.
Brieville, Tenn., Dec. 9, 1911; 100 dead.	Littleton, Ala., April 8, 1911; 128 dead.
Cherry, Ill., Nov. 13, 1909; 289 dead.	Monroeville, Pa., Nov. 28, 1908; 154 dead.
Cheswick, Pa., Jan. 25, 1904; 182 dead.	Mononah, Pa., Dec. 6, 1907; 360 dead.
Coahuila, Mex., Feb. 1, 1902; 102 dead.	Newcastle, England, Feb. 16, 1909; 100 dead.
Coal Creek, Tenn., May 15, 1902; 227 dead.	Telluride, Col., Nov. 20, 1901; 100 dead.
Courriere, France, March 10, 1906; 1,060 dead.	Toyooka, Japan, July 20, 1907; 400 dead.
Ennis, W. Va., Dec. 30, 1908; 100 dead.	Virginia City, Ala., Feb. 20, 1905; 160 dead.
Finleyville, Pa., April 23, 1912; 115 dead.	Watertown, Wales, July 11, 1905; 144 dead.
Gerthe, Germany, Aug. 8, 1912; 103 dead.	Welongong, Australia, July 31, 1902; 120 dead.
Hamm, Germany, Nov. 12, 1908; 300 dead.	Whitehaven, England, May 12, 1910; 137 dead.
Hanna, Wyo., June 30, 1903; 235 dead.	Senghenydd, Wales, Oct. 14, 1913; 423 dead.
Jacob's Creek, Pa., Dec. 19, 1907; 230 dead.	Dawson, N. M., Oct. 22; 261 dead.
Johnstown, Pa., July 10, 1902; 113 dead.	

COAL MINERS KILLED IN THE UNITED STATES.

1893.....	965	1898.....	1,064	1903.....	1,752	1908.....	2,449
1894.....	957	1899.....	1,216	1904.....	2,004	1909.....	2,668
1895.....	1,057	1900.....	1,492	1905.....	2,232	1910.....	2,840
1896.....	1,120	1901.....	1,549	1906.....	2,116	1911.....	2,719
1897.....	947	1902.....	1,895	1907.....	3,197	1912.....	2,360

City.	Year.	Popu- lation.	City.	Year.	Popu- lation.	City.	Year.	Popu- lation.
Boston	1910	670,585	Havre	1911	136,159	Norwich, England	1911	121,478
Bombay	1911	979,445	Helsingfors	1910	147,218	Nottingham	1911	259,904
Bordeaux	1911	261,678	Hiroshima	1908	142,763	Richmond	1910	127,628
Bradford	1911	288,458	Hongkong	1911	366,145	Nurnberg	1910	333,142
Bremen	1910	247,437	Huddersfield	1911	137,821	Oakland	1910	150,174
Breslau	1910	512,105	Ihul	1911	277,991	Oldham	1911	147,483
Bridgeport, R. I.	1910	102,054	Hyderabad	1911	500,623	Omaha	1910	124,096
Brighton, England	1911	131,237	Indianapolis	1910	233,560	Oporto	1911	167,955
Brisbane*	1911	143,514	Ivanovo	1910	108,033	Oran	1911	123,086
Bristol, England	1911	357,048	Jalpur	1911	137,098	Osaka	1908	1,226,590
Brann	1910	125,737	Jersey City	1910	267,779	Palermo	1911	341,088
Brunswick	1910	143,552	Johannesburg	1911	237,220	Paris	1911	2,888,110
Brussel	1912	110,000	Jubbulpore	1911	100,651	Paterson	1910	125,600
Brussels*	1911	646,400	Kanazawa	1908	110,994	Patna	1911	136,153
Bucharest	1912	338,109	Kansas City	1910	248,381	Pernambuco	1911	150,000
Budapest	1910	880,371	Karachi	1911	151,903	Philadelphia	1910	1,549,008
Buenos Aires	1913	1,434,830	Kazan	1911	188,100	Plungwaig	1912	146,000
Buffalo	1910	423,715	Kharkov	1910	236,042	Pittsburgh	1910	533,905
Cairo, Egypt	1907	654,476	Kiel	1910	211,627	Plauen	1910	121,272
Calcutta*	1911	1,122,313	Kiev	1911	505,989	Plymouth, England	1911	112,030
Cambridge, Mass.	1910	104,839	Kishinev	1911	123,100	Poona	1911	158,536
Canton	1911	900,000	Kobe	1908	378,197	Porto Alegre	1911	100,000
Cardiff	1911	182,259	Konigsberg	1910	245,994	Posen	1910	156,691
Carlsruhe	1910	134,313	Kure	1908	100,679	Portland, Ore.	1910	207,241
Cassel	1910	153,196	Kyoto	1908	442,462	Portsmouth, Eng. and	1911	231,141
Catania	1911	216,703	Lahore	1911	228,687	Prague	1910	223,741
Cawnpore	1911	178,557	Leeds	1911	445,550	Preston	1911	117,088
Changsha†	1911	250,000	Leicester	1911	227,222	Providence	1910	224,326
Charlottenburg	1910	305,978	Leipzig	1910	589,580	Puebla	1910	101,214
Chemnitz	1910	287,807	Leningrad	1910	206,113	Rangoon	1911	293,316
Chicago	1910	2,185,283	Liege	1911	167,676	Rhems	1911	115,178
Chinkiang†	1911	184,000	Lille	1911	217,807	Riga	1911	331,300
Christiana	1910	241,831	Lima	1908	140,884	Rio de Janeiro	1911	1,128,637
Chungking†	1911	598,000	Lisbon	1911	356,009	Rochester, N. Y.	1910	218,149
Cincinnati	1910	363,591	Liverpool	1911	746,421	Rome	1911	542,123
Cleveland	1910	560,663	Livorno	1911	105,315	Rosario†	1912	180,000
Cologne	1910	516,527	London, Greater	1911	7,251,358	Rostov-on-Don	1909	121,300
Colombo	1911	213,396	Los Angeles	1910	319,198	Rotterdam	1911	436,018
Columbus	1910	181,511	Louisville	1910	223,928	Roubaix	1911	122,723
Constantinople†	1912	1,200,000	Lowell	1910	106,294	Ronen	1911	124,987
Copenhagen*	1911	559,398	Lucknow	1911	259,798	Saarbrucken	1910	105,089
Cordoba, Arg. Rep.†	1912	100,000	Lyons	1911	523,796	St. Etienne	1911	148,656
Coventry	1911	106,349	Madras	1911	518,660	St. Louis	1910	687,029
Cracow	1910	151,886	Madrid	1910	571,539	St. Paul	1910	214,744
Crefeld	1910	129,406	Madura	1911	134,130	St. Petersburg	1911	1,962,400
Croydon	1911	169,551	Magdeburg	1910	279,629	Salford	1911	231,357
Dacca	1911	108,551	Mainz	1910	110,634	Saloniki†	1912	174,000
Damascus†	1912	350,000	Malaga	1910	133,043	San Francisco	1910	416,912
Danzig	1910	170,337	Manchester, Eng.	1911	714,333	Santiago, Chile	1910	382,724
Dayton	1910	116,577	Mandalay	1911	138,299	Sao Paulo†	1911	450,000
Delhi	1911	232,837	Manila	1903	219,298	Saratov	1910	206,300
Denver	1910	213,381	Mannheim	1910	193,902	Schoeneberg	1910	172,823
Derby, England	1911	123,410	Marseilles	1911	550,619	Scranton	1910	129,867
Detroit	1910	465,766	Meerut	1911	116,227	Seattle	1910	237,194
Dortmund	1910	214,226	Melbourne	1911	600,169	Seoul	1912	278,958
Dresden	1910	548,308	Memphis	1910	131,105	Seville	1910	155,366
Dublin	1911	403,030	Messina	1911	126,557	Shanghai†	1911	651,000
Duisburg	1910	229,483	Mexico City	1910	470,659	Sheffield	1911	454,632
Dundee	1911	165,004	Milan	1911	599,200	Singapore	1911	303,321
Dusseldorf	1910	358,728	Milwaukee	1910	373,857	Smyrna†	1912	375,000
Dvinsk	1910	110,912	Minneapolis	1910	301,408	Soerabaya	1905	150,198
Edinburgh	1911	320,318	Minsk	1910	101,166	Soerakarta	1905	118,378
Elberfeld	1910	170,195	Montevideo	1912	352,487	Sofia	1910	102,812
Erfurt	1910	111,463	Montreal	1911	470,480	Southampton	1911	119,012
Essen	1910	294,653	Moscow	1911	1,533,400	South Shields	1911	108,647
Fall River	1910	119,295	Mulden	1911	158,132	Spokane	1910	104,402
Florence	1911	232,860	Mulheim	1910	112,580	Srinagar	1911	126,344
Frankfurt	1910	414,576	Munich	1910	596,467	Stettin	1910	236,113
Fuchow†	1911	624,000	Murcia	1910	124,985	Stockholm	1911	346,599
Gelsenkirchen	1910	169,513	Nagasaki	1908	176,480	Stockport	1911	108,682
Geneva	1910	125,520	Nagoya	1908	378,221	Stoke-on-Trent	1911	234,534
Genoa	1911	272,221	Nagpur	1911	101,415	Strassburg	1910	178,911
Ghent	1911	168,719	Nancy	1911	119,949	Stuttgart	1910	286,218
Glasgow	1911	784,496	Nanking†	1911	267,000	Suehow†	1911	500,000
Graz	1911	170,606	Nantes	1911	170,555	Sunderland	1911	151,159
Grand Rapids	1910	112,571	Naples	1911	678,031	Surat	1911	114,863
Graz	1910	151,781	Nashville	1910	110,363	Swansea	1911	114,663
Gudajara	1910	118,799	Neukolln	1910	237,983	Sydney, N. S. W.*	1911	636,353
Hallfax, England	1911	101,553	Nice	1911	142,400	Syracuse	1910	137,249
Halle	1910	180,843	Ningpo	1911	150,820	Szeged	1910	118,928
Hamburg	1910	101,703	Nischni-Novgorod	1911	108,820	Taipeh†	1913	200,000
Hamburg, Germany	1910	931,035	Newark, N. J.	1910	347,469	Tiberias†	1913	280,000
Hanchow†	1911	350,000	Newcastle	1911	266,603	The Hague	1911	288,577
Hankow†	1911	826,000	New Haven	1910	133,605	Tientsin†	1911	800,000
Hanover	1910	302,375	New Orleans	1910	339,075	Tokyo	1908	2,186,079
Havana	1910	319,884	New York	1910	4,766,883	Toledo	1910	168,497

City.	Year.	Popu- lation.	City.	Year.	Popu- lation.	RANK OF FIFTEEN LARGEST CITIES.	
						City.	Rank.Population.
Toronto	1911	376,538	Vitebsk	1911	103,840	London	1 7,251,358
Toulon	1911	104,582	Washington	1910	331,069	New York	2 4,766,833
Toulouse	1911	149,576	Wenchov†	1911	100,000	Paris	3 2,888,110
Trichinopoly	1911	122,028	West Ham	1911	289,030	Tokyo	4 2,186,079
Trieste	1910	229,510	Wiesbaden	1910	109,002	Chicago	5 2,185,283
Tula	1911	136,530	Wilmersdorf	1910	109,716	Berlin	6 2,071,257
Tunis†	1907	250,000	Winnipeg	1911	136,035	Vienna	7 2,031,498
Turlin	1911	427,106	Worcester, Mass.	1910	145,986	St. Petersburg	8 1,962,400
Ufa	1910	103,485	Yabuf	1911	122,000	Philadelphia	9 1,549,008
Utrecht	1911	121,317	Yaroslav	1910	111,876	Moscow	10 1,533,400
Valencia	1910	233,248	Yekaterinoslav	1909	195,870	Buenos Aires	11 1,434,830
Valparaiso	1910	179,815	Yokohama	1908	394,303	Osaka	12 1,226,590
Vancouver	1911	100,401	Zaragoza	1910	105,788	Constantinople	13 1,200,000
Venice	1911	160,719	Zurich	1910	189,083	Rio de Janeiro	14 1,128,637
Vienna	1910	2,031,498				Caicuta	15 1,122,313
Vilna	1911	190,210					

*With suburbs. †Estimated.

METROPOLITAN DISTRICTS (1910).

Statistics have been compiled by the bureau of the census showing the population of the chief cities of the United States together with their suburbs, comprising what may be termed "metropolitan districts." A district of this character is defined as consisting of the city together with the urban portion of the territory lying within ten miles of the city limits. The following table shows the metropolitan districts of cities having a population of 200,000 or more in 1910:

City.	Metropolitan district.	City proper.	Outside.
New York	6,474,568	4,766,883	1,707,685
Chicago	2,446,921	2,185,283	261,638
Philadelphia	1,972,342	1,549,008	423,334
Boston	1,520,470	670,585	849,885
Pittsburgh	1,042,855	533,905	508,950
St. Louis	828,733	687,029	141,704
San Francisco-Oakland	686,873	416,912	119,787
Oakland		150,174	
Baltimore	658,715	558,485	100,230
Cleveland	613,270	560,663	52,607
Cincinnati	563,804	363,591	200,213
Minneapolis-St. Paul	526,256	301,408	10,104
St. Paul		214,744	
Detroit	500,982	465,766	35,216
Buffalo	488,661	429,715	64,946
Los Angeles	488,226	319,198	119,028
Milwaukee	427,175	373,857	53,318
Providence	395,972	224,826	171,646
Washington	367,869	331,969	35,800
New Orleans	348,109	339,075	9,034
Kansas City (Mo. and Kas.)	340,446	248,331	9,374
Kansas City, Kas.		82,331	
Louisville	286,158	223,928	62,230
Rochester	248,512	218,149	30,363
Seattle	239,269	237,194	2,075
Indianapolis	237,783	233,650	4,133
Denver	219,314	213,381	5,933
Portland, Ore.	215,048	207,214	7,834

NOTE—The following statement gives the name and population of each municipality of 5,000 inhabitants or more falling within the territory adjacent to each of the above cities:

New York District—New York: Yonkers city, 79,803; Mount Vernon city, 30,919; New Rochelle city, 28,867; Mamaroneck village, 5,699. New Jersey: Newark city, 347,649; Jersey City, 267,779; Paterson city, 125,600; Elizabeth city, 73,409; Hoboken city, 70,324; Bayonne city, 55,545; Passaic city, 54,773; West Hoboken town, 35,403; East Orange city, 34,371; Perth Amboy city, 32,121; Orange city, 29,630; Montclair town, 21,550; Union town, 21,023; Kearny town, 18,659; Bloomfield town, 15,070; Harrison town, 14,498; Hackensack town, 14,050; West New York town, 13,560; Irvington town, 11,877; Englewood city, 9,924; Rahway city, 9,337; Rutherford borough, 7,045; South Orange village, 6,014; Nutley town, 6,009; Roosevelt borough, 5,786; Guttenberg town, 5,647.

Chicago District—Illinois: Evanston city, 24,978; Oak Park village, 19,444; Cicero town, 14,557; Chicago Heights city, 14,525; Blue Island village, 8,043; Maywood village, 8,033; Harvey city, 7,227; Forest Park village, 6,594; Berwyn city, 5,941; LaGrange village, 5,282. Indiana: Hammond city, 20,925;

East Chicago city, 19,098; Gary city, 16,802; Whiting city, 6,587.

Philadelphia District—Pennsylvania: Chester city, 38,537; Norristown borough, 27,875; Bristol borough, 9,256; Conshohocken borough, 7,480; Darby borough, 6,305. New Jersey: Camden city, 94,538; Gloucester city, 9,462; Burlington city, 8,336.

Boston District—Cambridge city, 104,839; Lynn city, 89,336; Somerville city, 77,236; Malden city, 44,404; Salem city, 43,697; Newton city, 39,806; Everett city, 33,484; Quincy city, 32,642; Chelsea city, 32,452; Waltham city, 27,834; Brookline town, 27,792; Medford city, 23,150; Revere town, 18,219; Peabody town, 15,721; Melrose city, 15,715; Hyde Park town, 15,507; Woburn city, 15,305; Framingham town, 12,948; Weymouth town, 12,895; Water town, 12,875; Wakefield town, 11,404; Arlington town, 11,187; Winthrop town, 10,132; Natick town, 9,866; Winchester town, 9,309; Dedham town, 9,284; Braintree town, 8,066; Saugus town, 8,047; Norwood town, 8,014; Milton town, 7,924; Marblehead town, 7,338; Stoneham town, 7,090; Swampscott town, 6,204; Belmont town, 5,542; Wellesley town, 5,413; Needham town, 5,026.

Pittsburgh District—McKeesport city, 42,694; Bradock borough, 19,357; Wilkinsburg borough, 18,924; Homestead borough, 18,713; Duquesne borough, 15,727; McKees Rocks borough, 14,702; North Bradock borough, 11,824; Carnegie borough, 10,009; Sharsburg borough, 8,153; Jeanette borough, 8,077; Millvale borough, 7,861; New Kensington borough, 7,707; Tarentum borough, 7,414; Swissvale borough, 7,381; Bellevue borough, 6,323; Wilmerding borough, 6,133; Carrick borough, 6,117; Rankin borough, 6,042; Etna borough, 5,830; Knoxville borough, 5,651; St. Clair borough, 5,640; East Pittsburgh borough, 5,615; Glassport borough, 5,540; Coraopolis borough, 5,252; Munhall borough, 5,185.

St. Louis District—Missouri: Wellston city, 7,312; Webster Groves city, 7,080. Illinois: East St. Louis city, 58,547; Granite city, 9,903; Madisonville, 5,046.

San Francisco-Oakland District—Berkeley city, 40,434; Alameda city, 23,363; Richmond city, 6,802; San Rafael city, 5,934.

Cleveland District—Lakewood city, 15,131; East Cleveland city, 9,179; Newburgh city, 5,813.

Cincinnati District—Ohio: Norwood city, 16,185; Madisonville city, 5,193; St. Bernard city, 5,002. Kentucky: Covington city, 53,270; Newport city, 30,309; Dayton city, 6,979; Bellevue city, 6,683.

Detroit District—Wyandotte city, 8,287. Buffalo District—Lackawanna city, 14,549; North Tonawanda city, 11,955; Tonawanda city, 8,290.

Los Angeles District—Pasadena city, 30,291; Long Beach city, 17,809; Santa Monica city, 7,847; Alhambra city, 5,021.

Milwaukee District—West Allis city, 6,645; South Milwaukee city, 6,092.

Providence District—Pawtucket city, 51,622; Warwick town, 26,629; Central Falls city, 22,754; Cranston city, 21,107; East Providence town, 15,808; Cumberland town, 10,107; Lincoln town, 9,825; Johnston town, 5,935; North Providence town, 5,407.

Washington District—Alexandria city (Va.), 15,329. Kansas City (Mo. and Kas.) District—Rosedale city (Kas.), 5,960.

Louisville District—Indiana: New Albany city, 20,629; Jeffersonville city, 10,412.

POPULATION OF CHIEF AMERICAN CITIES (1910).

PLACES WITH MORE THAN 100,000 INHABITANTS IN 1910.

City.	1910.	1900.	1890.	1880.	1870.	1860.	1850.
New York, N. Y.	4,766,833	3,437,202	1,515,301	1,296,299	942,292	805,651	515,647
Chicago, Ill.	2,185,283	1,698,575	1,099,850	503,298	298,977	108,206	29,963
Philadelphia, Pa.	1,549,008	1,293,697	1,046,964	487,170	674,022	565,529	121,376
St. Louis, Mo.	857,029	675,238	451,770	350,518	310,884	160,773	77,860
Boston, Mass.	670,585	560,892	448,477	322,839	250,526	177,312	136,581
Cleveland, O.	560,663	381,768	261,353	160,146	92,829	43,417	17,034
Baltimore, Md.	558,485	508,957	434,433	332,313	267,354	212,418	169,054
Pittsburgh, Pa.	533,905	451,612	343,904	156,389	86,076	49,217	46,601
Detroit, Mich.	465,766	285,704	205,876	116,340	79,577	45,619	21,019
Buffalo, N. Y.	423,715	352,387	255,664	155,134	117,714	81,129	42,261
San Francisco, Cal.	416,912	342,782	298,997	233,959	149,473	56,802	34,776
Milwaukee, Wis.	373,857	285,415	204,463	115,587	71,440	45,246	20,061
Cincinnati, O.	363,591	325,902	296,908	255,139	216,239	161,044	115,435
Newark, N. J.	347,469	246,070	181,831	136,508	105,059	71,914	38,894
New Orleans, La.	339,075	287,104	242,039	216,090	191,418	168,675	116,375
Washington, D. C.	331,669	278,718	230,392	147,293	109,199	61,120	40,001
Los Angeles, Cal.	319,198	102,479	50,395	11,183	5,728	4,385	1,610
Minneapolis, Minn.	301,408	202,718	164,738	46,887	13,066	2,564
Jersey City, N. J.	267,779	206,433	163,003	120,722	82,546	29,226	6,856
Kansas City, Mo.	248,381	163,752	132,716	55,735	32,260	4,418
Seattle, Wash.	237,194	80,671	42,837	3,533	1,107
Indianapolis, Ind.	233,650	169,164	105,436	75,056	48,244	18,611	8,091
Providence, R. I.	224,326	175,597	132,146	104,857	68,904	50,666	41,513
Louisville, Ky.	223,928	204,731	161,129	123,758	100,753	68,033	43,194
Rochester, N. Y.	218,149	162,608	133,896	89,366	62,386	48,204	36,403
St. Paul, Minn.	214,744	163,065	133,155	41,473	20,030	10,401	1,112
Denver, Col.	213,531	133,859	106,713	35,639	4,759	4,759
Portland, Ore.	207,214	90,426	46,385	17,577	8,293	2,874	621
Columbus, O.	181,511	125,569	88,150	51,647	31,274	18,554	17,882
Colorado, Colo.	168,497	131,822	80,384	50,137	30,972	13,768	3,829
Atlanta, Ga.	154,839	89,672	66,533	37,409	21,739	9,554	2,572
Oakland, Cal.	150,174	66,960	48,682	34,555	10,500	1,543
Worcester, Mass.	145,986	118,421	84,655	58,291	41,105	24,960	17,049
Syracuse, N. Y.	137,249	108,374	83,143	51,792	43,051	28,119	22,271
New Haven, Conn.	133,605	108,027	81,293	62,882	50,840	39,267	20,345
Birmingham, Ala.	132,683	88,415	26,178	3,086
Memphis, Tenn.	131,105	102,320	64,495	33,592	40,226	22,623	8,841
Scranton, Pa.	129,867	102,026	75,215	45,850	35,092	9,223
Richmond, Va.	127,628	85,050	81,383	63,600	51,038	37,910	27,570
Paterson, N. J.	125,600	105,171	78,347	51,031	33,579	19,586	11,334
Omaha, Neb.	124,096	102,555	140,452	30,518	16,083	1,883
Fall River, Mass.	119,295	104,863	74,393	48,961	26,766	14,026	11,524
Dayton, O.	116,577	85,333	61,229	38,678	30,473	20,081	10,977
Grand Rapids, Mich.	112,571	87,565	60,278	32,016	16,507	8,085	2,686
Nashville, Tenn.	110,364	80,865	76,163	43,350	25,865	16,948	10,165
Lowell, Mass.	106,294	94,969	77,696	59,475	40,298	36,327	33,383
Cambridge, Mass.	104,839	91,886	70,028	52,669	18,547	26,060	15,215
Spokane, Wash.	104,402	36,848	19,322	350
Bridgeport, Conn.	102,054	70,996	48,866	27,643	18,969	13,299	7,560
Albany, N. Y.	100,253	94,151	94,923	90,758	69,658	62,367	50,763

POPULATION OF NEW YORK CITY BY BOROUGH.

	1910.	1900.	1890.	1910.	1900.	1890.	
Manhattan borough.....	2,331,542	1,850,093	1,441,216	Richmond borough.....	85,969	67,021	51,693
Bronx borough.....	430,980	200,507	88,908	Queens borough.....	284,041	152,999	87,050
Brooklyn borough.....	1,634,351	1,166,582	838,547	Total New York city.....	4,766,833	3,437,202	2,507,414

DECENNIAL INCREASE OF CITIES WITH MORE THAN 100,000 IN 1910.

City.	1900 to 1910		1890 to 1900		1880 to 1890	
	Number.	Pr.ct.	Number.	Pr.ct.	Number.	Pr.ct.
New York, N. Y.	1,329,681	38.7	1,921,901	126.8	309,002	25.6
Chicago, Ill.	486,708	28.7	593,725	54.4	586,665	118.6
Philadelphia, Pa.	255,311	19.7	246,733	23.6	199,794	23.6
St. Louis, Mo.	111,791	19.4	123,468	27.3	101,252	28.9
Boston, Mass.	109,693	19.6	112,415	25.1	85,638	23.6
Cleveland, O.	178,895	46.9	120,415	46.1	104,207	63.2
Baltimore, Md.	49,528	9.7	74,518	17.2	102,126	30.7
Pittsburgh, Pa.	82,393	18.2	82,999	34.8	82,228	52.6
Detroit, Mich.	180,062	63.0	79,828	38.8	80,536	77.0
Buffalo, N. Y.	71,328	20.2	96,723	37.8	100,530	64.8
San Francisco, Cal.	74,130	21.6	43,785	14.6	65,038	27.3
Milwaukee, Wis.	88,542	31.0	80,847	39.5	88,881	76.9
Cincinnati, O.	37,689	11.8	20,994	9.8	41,769	16.4
Newark, N. J.	101,399	41.2	64,240	35.3	45,322	33.2
New Orleans, La.	51,971	18.1	45,065	18.6	25,949	12.0
Washington, D. C.	53,351	18.8	48,326	21.0	52,768	29.7
Los Angeles, Cal.	216,719	211.5	52,084	103.4	39,212	350.6
Minneapolis, Minn.	98,690	48.6	37,980	23.1	117,851	251.4
Jersey City, N. J.	61,346	29.7	43,430	26.6	42,281	35.0
Kansas City, Mo.	84,752	51.7	31,036	23.4	76,931	137.9
Seattle, Wash.	156,523	184.0	37,834	88.3	39,304	1112.5
Indianapolis, Ind.	64,486	38.1	63,728	60.4	30,380	40.5

City.	1900 to 1910		1890 to 1900		1880 to 1890	
	Number.	Pr.ct.	Number.	Pr.ct.	Number.	Pr.ct.
Providence, R. I.....	48,729	27.8	43,451	39.9	27,239	26.0
Louisville, Ky.....	19,137	9.4	43,602	27.1	37,371	30.2
Rochester, N. Y.....	55,541	34.2	28,712	21.4	44,530	49.8
St. Paul, Minn.....	51,679	31.7	29,909	22.5	91,683	221.1
Denver, Col.....	79,522	59.4	27,146	25.4	71,084	199.5
Portland, Ore.....	116,788	140.2	44,041	94.9	28,808	163.0
Columbus, O.....	55,951	44.6	37,410	42.4	36,503	70.7
Toledo, O.....	36,675	27.8	50,388	61.9	31,297	62.4
Atlanta, Ga.....	64,967	72.3	24,339	37.1	28,124	75.2
Oakland, Cal.....	83,214	124.3	18,278	37.5	14,127	40.9
Worcester, Mass.....	27,565	23.3	33,766	39.9	26,364	45.2
Syracuse, N. Y.....	28,875	26.6	20,231	23.0	36,351	70.2
New Haven, Conn.....	25,578	23.6	26,729	32.9	18,416	29.3
Birmingham, Ala.....	94,270	245.4	12,237	46.7	23,092	748.3
Memphis, Tenn.....	28,785	28.1	37,825	58.6	30,905	62.0
Scranton, Pa.....	27,841	27.3	26,811	35.6	29,365	94.0
Richmond, Va.....	85,050	50.1	3,662	4.5	17,788	28.0
Paterson, N. J.....	20,429	19.4	26,824	34.2	27,316	53.5
Omaha, Neb.....	21,541	21.0	37,897	27.0	109,934	360.2
Fall River, Mass.....	14,432	13.8	26,824	34.2	27,316	53.5
Dayton, O.....	31,444	36.6	24,113	39.4	22,542	58.3
Grand Rapids, Mich.....	25,006	28.5	27,287	45.3	28,262	88.3
Nashville, Tenn.....	29,499	36.5	4,697	6.2	32,515	75.7
Lowell, Mass.....	11,525	11.9	17,273	22.2	18,221	30.6
Cambridge, Mass.....	12,953	14.1	21,833	31.2	17,359	33.0
Spokane, Wash.....	67,554	133.3	19,572	530.6
Bridgeport, Conn.....	31,058	43.7	22,130	45.3	21,223	76.8
Albany, N. Y.....	6,102	6.5	*772	*0.8	4,165	4.6

*Decrease.

AMERICAN CITIES WITH POPULATION OF 25,000 TO 100,000 IN 1910.

City.	Population.					Pr. ct. inc.	City.	Population.					Pr. ct. inc.
	1910.	1900.	1890.	1900-1910.	1890-1900.			1910.	1900.	1890.	1900-1910.	1890-1900.	
Akron, O.....	69,067	42,728	27,601	61.6	54.8	Galveston, Tex.....	36,981	37,789	29,084	*2.1	29.9		
Allentown, Pa.....	51,913	35,416	25,228	46.6	40.4	Green Bay, Wis.....	25,236	18,694	9,069	25.1	106.0		
Altoona, Pa.....	52,127	38,973	30,337	33.8	28.5	Hamilton, O.....	35,279	23,914	17,565	47.5	36.1		
Amsterdam, N. Y.....	31,267	20,929	17,336	49.4	20.7	Harrisburg, Pa.....	64,186	50,167	39,385	27.9	27.4		
Atlantic City, N. J.....	46,350	27,838	13,855	65.8	113.2	Hartford, Conn.....	98,915	79,350	53,230	23.9	50.0		
Auburn, N. Y.....	34,668	30,345	25,058	14.2	17.4	Haverhill, Mass.....	44,115	37,175	27,410	17.2	35.6		
Augusta, Ga.....	41,040	39,441	33,300	4.1	18.4	Hazleton, Pa.....	25,452	14,230	11,872	78.9	19.9		
Aurora, Ill.....	29,807	24,147	19,688	23.4	22.6	Hoboken, N. J.....	70,324	59,364	43,648	18.5	36.0		
Austin, Tex.....	29,860	22,258	14,575	34.2	52.7	Holyoke, Mass.....	57,730	45,712	35,637	26.3	28.3		
Battle Creek, Mich.....	25,267	18,563	13,197	36.1	40.7	Houston, Tex.....	78,300	44,633	27,557	76.6	62.0		
Bay City, Mich.....	45,166	27,628	27,839	63.5	*0.8	Huntington, W. Va.....	31,161	11,923	10,108	161.4	18.0		
Bayonne, N. J.....	55,545	32,722	19,033	69.7	71.9	Jackson, Mich.....	31,433	25,180	20,798	24.8	21.1		
Berkeley, Cal.....	40,434	13,214	5,101	206.0	159.0	Jacksonville, Fla.....	57,699	28,429	17,201	103.0	65.3		
Binghamton, N. Y.....	48,443	39,647	35,065	22.2	13.3	Jamestown, N. Y.....	31,297	22,922	16,038	36.7	42.7		
Bloomington, Ill.....	25,768	23,286	20,484	10.7	13.7	Johannstown, Pa.....	55,382	35,936	21,805	64.4	64.8		
Brockton, Mass.....	56,878	40,063	27,284	42.0	46.8	Joliet, Ill.....	34,670	29,353	23,264	18.1	26.2		
Brookline, Mass.....	27,732	19,925	12,103	39.4	64.7	Joplin, Mo.....	32,073	26,023	9,943	23.2	161.7		
Butte, Mont.....	39,165	30,470	10,723	38.5	184.2	Kalamazoo, Mich.....	39,437	24,404	17,355	61.6	36.7		
Camden, N. J.....	94,538	75,935	58,313	24.5	30.2	Kansas City, Kas.....	92,331	51,418	38,316	60.1	34.2		
Canton, O.....	50,217	30,667	26,189	63.7	17.1	Kingston, N. Y.....	25,908	24,535	21,261	5.6	15.4		
Cedar Rapids, Iowa.....	32,511	25,656	18,020	27.9	42.4	Knoxville, Tenn.....	36,346	32,637	22,585	11.4	44.8		
Charleston, S. C.....	58,333	55,807	54,956	5.4	1.6	LaCrosse, Wis.....	30,417	28,985	25,090	5.3	15.2		
Charlotte, N. O.....	34,014	18,091	11,557	88.0	56.5	Lanester, Pa.....	47,227	41,459	32,011	13.9	29.5		
Chattanooga, Tenn.....	44,604	30,154	29,100	47.9	3.6	Lansing, Mich.....	31,229	16,485	13,102	89.4	25.8		
Chelsea, Mass.....	32,452	34,072	27,909	*4.8	22.1	Lawrence, Mass.....	85,892	62,559	44,654	37.3	40.1		
Chester, Pa.....	38,537	33,988	20,226	13.4	68.0	Lewiston, Me.....	26,247	23,761	21,701	10.5	9.5		
Chicopee, Mass.....	25,401	19,167	14,050	32.5	36.4	Lewington, Ky.....	35,099	26,369	21,567	33.1	22.3		
Clinton, Iowa.....	25,577	22,698	13,119	12.7	66.7	Lima, O.....	20,508	20,723	15,951	40.4	35.9		
Colorado Sprgs., Col.....	29,078	21,085	11,140	37.9	89.3	Lincoln, Neb.....	48,975	40,169	35,184	9.5	*27.2		
Columbia, S. C.....	26,319	21,108	15,353	24.7	37.6	Little Rock, Ark.....	45,941	38,307	25,874	19.9	48.1		
Council Bluffs, Iowa.....	29,292	25,802	21,474	13.5	20.2	Lorain, O.....	28,883	16,228	4,563	80.2	229.6		
Covington, Ky.....	53,270	42,938	37,371	24.1	14.9	Lynchburg, Va.....	29,494	18,891	19,709	56.1	*4.2		
Dallas, Tex.....	92,104	42,638	38,067	116.0	12.0	Lynn, Mass.....	89,336	68,513	55,727	30.4	22.9		
Danville, Ill.....	27,871	16,354	11,491	70.4	42.3	Macop, Ga.....	40,665	23,272	22,746	74.7	2.3		
Davenport, Iowa.....	43,028	35,254	26,872	21.1	31.2	McKeesport, Pa.....	42,694	34,227	20,741	74.7	65.0		
Decatur, Ill.....	31,140	20,754	16,841	50.0	23.2	Madison, Wis.....	25,531	19,164	13,426	33.2	42.2		
Des Moines, Iowa.....	86,368	62,139	50,993	39.0	24.0	Malden, Mass.....	44,404	33,664	23,051	31.9	46.7		
Dubuque, Iowa.....	38,494	36,297	30,311	6.1	19.7	Manchester, N. H.....	70,063	56,987	44,126	22.9	29.1		
Duluth, Minn.....	78,466	52,969	33,115	48.1	60.0	Meriden, Conn.....	27,265	24,296	21,652	12.2	12.2		
Easton, Pa.....	28,233	25,288	14,481	13.0	74.3	Mobile, Ala.....	51,521	38,469	21,076	32.9	23.8		
East Orange, N. J.....	24,371	21,506	13,282	53.8	61.9	Montgomery, Ala.....	38,135	30,346	21,833	25.7	38.7		
East St. Louis, Ill.....	53,547	29,655	15,169	97.4	95.5	Mount Vernon, N. Y.....	39,109	30,228	18,980	45.7	96.0		
El Paso, Tex.....	39,279	15,906	10,338	146.9	53.9	Muskogee, Okla.....	25,278	4,254	494.2		
Elgin, Ill.....	25,976	22,433	17,823	15.8	25.9	Nashua, N. H.....	26,005	23,898	19,311	8.8	23.8		
Elizabeth, N. J.....	73,409	52,130	37,764	40.8	38.0	Newark, O.....	25,404	18,157	14,270	39.9	27.2		
Elmira, N. Y.....	37,176	35,672	30,893	4.2	15.5	New Bedford, Mass.....	96,652	62,442	40,733	54.8	53.3		
Erie, Pa.....	66,525	52,733	40,634	26.2	29.8	New Britain, Conn.....	43,916	25,998	16,519	68.9	57.4		
Evansville, Ind.....	69,647	59,007	50,756	18.0	16.3	Newburgh, N. Y.....	27,805	24,943	23,087	11.5	8.0		
Fayette, Mass.....	33,484	24,336	11,068	37.6	119.9	Newcastle, Pa.....	36,280	28,359	11,600	28.0	144.3		
Fitchburg, Mass.....	37,826	31,531	22,037	20.0	43.1	Newport, Ky.....	30,309	28,301	21,918	7.1	13.6		
Flint, Mich.....	38,650	13,103	9,803	194.2	33.7	Newport, R. I.....	27,149	22,441	19,457	21.0	15.3		
Port Wayne, Ind.....	63,933	45,115	35,993	41.7	27.5	New Rochelle, N. Y.....	28,867	14,720	9,057	96.1	62.5		
Fort Worth, Tex.....	73,312	26,688	23,076	174.7	15.7	Newton, Mass.....	39,806	33,587	24,379	18.5	37.8		

City.	Population.			Pr. ct. inc.	
	1910.	1900.	1890.	1900-1890.	1910-1900.
Niagara Falls, N. Y.	30,445	19,457	↑	56.5
Norfolk, Va.	67,452	46,624	34,871	44.7	33.7
Norristown, Pa.	27,852	22,265	19,791	25.2	12.5
Ogden, Utah.	25,580	16,313	14,889	56.8	9.6
Oklahoma City, Okla.	64,205	10,037	4,151	539.7	141.8
Orange, N. J.	29,630	24,141	18,844	22.7	28.1
Oshkosh, Wis.	33,062	25,284	22,836	16.9	23.9
Pasadena, Cal.	30,291	9,117	4,882	232.2	86.7
Pasadic, N. J.	54,773	27,777	13,028	97.2	113.2
Pawtucket, R. I.	51,622	39,231	27,633	31.5	42.0
Peoria, Ill.	66,950	56,100	41,024	31.3	36.7
Perth Amboy, N. J.	32,121	17,699	9,512	81.5	86.1
Pittsfield, Mass.	32,121	21,796	16,241	46.0	36.0
Portland, Me.	58,571	50,145	36,425	16.8	37.7
Portsmouth, Va.	33,190	17,427	13,268	90.5	31.3
Poughkeepsie, N. Y.	27,933	24,029	22,206	16.3	8.2
Pueblo, Col.	44,395	28,157	24,558	57.7	14.7
Quincy, Ill.	36,587	36,252	31,494	0.9	15.1
Quincy, Mass.	32,642	23,899	16,723	36.6	42.9
Racine, Wis.	38,002	29,102	21,014	30.6	38.5
Reading, Pa.	96,071	78,961	58,661	21.7	34.6
Roanoke, Va.	34,874	21,495	16,159	62.2	33.0
Rockford, Ill.	45,401	31,051	23,584	46.2	31.7
Sacramento, Cal.	44,696	29,282	26,386	52.6	11.0
Saginaw, Mich.	57,410	42,245	46,322	19.3	*8.6
St. Joseph, Mo.	77,953	102,979	52,324	*24.8	96.8
Salem, Mass.	43,697	35,956	30,831	21.5	16.7
Salt Lake City, Utah.	92,777	53,521	44,843	73.3	19.4
San Antonio, Tex.	96,614	53,321	37,673	81.2	41.5
San Diego, Cal.	39,578	17,700	15,159	123.6	9.5
San Jose, Cal.	23,846	21,500	18,060	34.6	19.0
Savannah, Ga.	65,064	54,244	43,189	19.9	25.6
Schenectady, N. Y.	72,326	31,682	19,902	128.9	59.2
Sheboygan, Wis.	26,998	22,662	16,359	15.0	40.4
Shenandoah, Pa.	25,774	20,221	15,944	26.8	27.5
Shreveport, La.	48,015	16,013	11,979	75.0	33.7
Sioux City, Iowa.	47,828	33,111	37,806	44.4	*12.4
Somerville, Mass.	77,256	61,643	40,152	25.3	53.5
South Bend, Ind.	53,684	35,999	21,819	49.1	65.0
South Omaha, Neb.	26,259	26,001	8,062	1.0	222.5
Springfield, Ill.	51,678	34,159	24,963	51.3	36.8
Springfield, Mass.	88,926	62,059	44,179	43.3	40.5
Springfield, Mo.	35,201	23,267	21,850	51.3	6.5
Springfield, O.	46,521	38,253	31,895	22.7	19.9
Stamford, Conn.	25,138	15,997	↑	57.1
Superior, Wis.	40,384	31,091	11,983	29.9	159.5
Tacoma, Wash.	83,743	37,714	36,006	122.0	4.7
Tampa, Fla.	37,782	15,839	5,823	138.5	186.3
Taunton, Mass.	34,259	31,036	25,448	10.4	22.0
Terre Haute, Ind.	58,157	36,673	30,217	52.6	21.4

City.	Population.			Pr. ct. inc.	
	1910.	1900.	1890.	1900-1890.	1910-1900.
Topeka, Kas.	43,684	33,608	31,007	30.0	8.4
Trenton, N. J.	96,815	73,507	57,458	32.1	27.6
Troy, N. Y.	76,813	60,651	60,966	36.6	*0.6
Utica, N. Y.	74,419	56,383	44,007	32.0	28.1
Waco, Tex.	26,425	20,686	14,445	27.7	43.2
Waltham, Mass.	27,834	23,481	18,707	18.5	25.5
Warwick, R. I.	26,629	21,316	17,761	24.9	20.0
Waterbury, Conn.	73,141	45,859	28,646	59.5	60.1
Waterloo, Iowa.	26,693	12,580	6,674	112.2	88.5
Watertown, N. Y.	26,730	21,696	14,725	23.2	47.3
West Hoboken, N. J.	35,403	23,094	11,665	53.3	98.0
Wheeling, W. Va.	41,641	38,878	34,522	7.1	12.4
Wichita, Kas.	52,450	24,671	23,853	112.5	37.1
Wilkes-Barre, Pa.	67,150	51,721	37,718	29.7	37.1
Williamsport, Pa.	31,860	28,757	27,132	10.8	6.0
Wilmington, Del.	57,411	76,508	61,431	14.3	24.5
Wilmington, N. C.	25,748	20,976	20,056	22.7	4.6
Woonsocket, R. I.	38,125	28,204	20,830	38.7	35.4
Yonkers, N. Y.	79,803	47,931	32,033	66.5	49.6
York, Pa.	44,750	33,708	20,793	62.8	62.1
Youngstown, O.	79,066	44,885	33,220	76.2	35.1
Zanesville, O.	28,026	22,238	21,009	19.1	12.0

*Decrease. †Incorporated since 1890.

CITIES OF FASTEST GROWTH, 1900 TO 1910.

Rank.	City.	Population.		Pr. ct. inc.
		1910.	1900-1910.	
1.	Oklahoma City, Okla.	64,205	539.7	
2.	Muskogee, Okla.	25,278	494.2	
3.	Birmingham, Ala.	132,655	245.4	
4.	Pasadena, Cal.	3,291	232.2	
5.	Los Angeles, Cal.	319,198	211.5	
6.	Berkeley, Cal.	40,434	206.0	
7.	Flint, Mich.	39,550	194.2	
8.	Seattle, Wash.	237,194	194.0	
9.	Spokane, Wash.	104,402	183.3	
10.	Port Worth, Tex.	73,312	174.7	
11.	Huntington, W. Va.	31,161	161.4	
12.	El Paso, Tex.	39,279	146.9	
13.	Tampa, Fla.	37,782	138.5	
14.	Schenectady, N. Y.	72,826	129.9	
15.	Portland, Ore.	207,214	129.2	
16.	Oakland, Cal.	150,174	124.3	
17.	San Diego, Cal.	39,578	123.6	
18.	Tacoma, Wash.	83,743	122.0	
19.	Dallas, Tex.	92,104	116.0	
20.	Wichita, Kas.	52,450	112.6	
21.	Waterloo, Iowa.	26,693	112.2	
22.	Jacksonville, Fla.	57,699	103.0	

POPULATION OF INCORPORATED PLACES IN 1910.

Includes, with some exceptions,*only towns and cities having more than 3,000 inhabitants in 1910. *From reports of federal census bureau.]

ALABAMA.		Nome	2,600	Hope	3,639	Napa	5,791
Alabama City	4,313	Treadwell	1,222	Holt Springs	14,434	Oakland	150,174
Aniston	12,794	Valdez	810	Jonesboro	7,123	Ocean Park	3,119
Bessemer	10,864	Wrangell	743	Little Rock	45,941	Ontario	4,274
Birmingham	132,685	ARIZONA.		Marianna	4,810	Oroville	3,859
Decatur	4,228	Bisbee	9,019	Mena	3,953	Palo Alto	4,486
Dothan	7,016	Clifton	4,874	Newport	3,557	Pasadena	30,291
Eufaula	4,259	Douglas	6,437	Paragould	5,248	Petaluma	5,830
Florence	6,689	Fountain	1,633	Pine Bluff	15,102	Pomona	10,207
Gadsden	10,557	Globe	7,883	Texarkana	5,655	Red Bluff	3,530
Girard	4,214	Guaymas	3,393	Van Buren	3,878	Redding	6,572
Greenville	3,377	Mesa	1,692	CALIFORNIA.		Redlands	10,449
Huntsville	7,611	Nogales	3,514	Alameda	23,382	Richmond	6,392
Lanett	5,821	Phoenix	11,124	Alhambra	5,021	Riverside	15,212
Mobile	51,531	Prescott	5,092	Bakersfield	12,727	Sacramento	44,696
Montgomery	38,136	Tempe	1,473	Berkeley	40,434	Selinas	3,736
New Decatur	6,113	Tombstone	1,582	Chicago	3,750	San Bernardino	12,779
Opelika	4,734	Tucson	13,193	Colinga	4,199	San Diego	39,578
Phenix	4,555	Williams	1,267	Cotton	3,980	San Francisco	416,912
Selma	13,649	Winslow	2,351	Corcha	3,540	San Jose	28,946
Sheffield	4,865	Yuma	2,914	Eureka	11,845	San Leandro	3,471
Talladega	5,854	ARKANSAS.		Fresno	12,892	San Luis Obispo	5,157
Troy	4,961	Argenta	11,138	Grass Valley	4,520	San Mateo	4,384
Tuscaloosa	8,407	Batesville	3,399	Hanford	4,829	San Rafael	5,934
Tusculum	3,324	Blytheville	3,849	Long Beach	17,809	Santa Ana	8,429
Union Springs	4,055	Camden	3,995	Los Angeles	319,198	Santa Barbara	11,659
ALASKA.		Eldorado	4,202	Marysville	5,430	Santa Clara	4,348
Cordova	1,152	Eureka Springs	3,228	Merced	3,102	Santa Cruz	11,146
Douglas	1,722	Fayetteville	4,471	Modesto	4,034	Santa Monica	7,847
Fairbanks	3,541	Fort Smith	23,975	Monrovia	3,576	Santa Rosa	7,837
Inneau	1,644	Helena	8,772	Monterey	4,923	South Pasadena	4,649
Ketchikan	1,613					Stockton	23,253

Vallejo	11,340	West Hartford....	4,808	Nampa	1,205	Highland Park....	4,209
Visalia	4,550	Westport	4,253	Pocatello	9,110	Hillsboro	3,424
Watsonville	4,446	Wethersfield	3,149	Moscow	3,670	Hinsdale	2,451
Whittier	4,550	Willimantic	11,230	Preston	2,110	Hoopeston	4,698
Woodland	3,187	Winchester	8,673	Sandpoint	2,993	Jacksonville.....	15,326
COLORADO.		Windsor	4,178	Twin Falls	5,253	Jerseyville	4,113
Alamosa	3,013	Windsor Locks....	3,715	Wallace	3,000	Johnston	3,248
Boulder	9,539	DELAWARE.		Weiser	2,500	Joliet	34,670
Canon City	5,162	Dover	3,720	ILLINOIS.			
Colorado City	4,333	New Castle	3,351	(Places of 2,000 or more			
Colorado Springs..	29,078	Wilmington	87,411	inhabitants.)			
Cripple Creek	6,206	DIST. OF COLUMBIA.		Abingdon	2,464	Kankakee	13,986
Denver	213,381	Washington	331,050	Aledo	2,144	Kewanee	9,307
Durango	4,836	FLORIDA.		Alton	17,528	LaGrange	5,282
Fort Collins	3,210	Apalachicola	3,065	Anna	2,809	Lake Forest	3,349
Grand Junction	7,754	Daytona	3,082	Arcola	2,100	LaSalle	11,557
Greeley	8,179	Fernandina	3,482	Aurora	29,807	Lawrenceville	3,235
La Junta	4,154	Gainesville	6,133	Averyville	2,665	Leontine	2,284
Leadville	7,503	Jacksonville	57,699	Beardstown	6,107	Lewinston	2,312
Longmont	4,256	Key West	19,945	Belleville	21,122	Lincoln	10,892
Loveland	3,651	Lake City	5,032	Belvidere	7,263	Litchfield	5,971
Montrose	3,254	Lakeland	3,470	Benton	2,675	Lockport	2,555
Pueblo	44,395	Live Oak	3,719	Berwyn	5,841	Macomb	5,774
Rocky Ford	3,230	Miami	5,471	Bloomington	25,768	Madison	5,046
Salida	4,425	Ocala	4,370	Blue Island	8,043	Marion	7,093
Sterling	3,044	Orlando	3,894	Breese	2,193	Marissa	2,004
Trinidad	10,204	Palatka	3,779	Bridgeport	2,703	Marshall	2,569
Victor	3,162	Pensacola	22,982	Brookfield	2,186	Mascoutah	2,081
CONNECTICUT.		Quincy	3,204	Bushnell	2,619	Mattson	11,456
Ansonia	15,152	St. Augustine	5,494	Cañero	14,548	Maywood	8,032
Berlin	3,728	St. Petersburg	4,127	Canon	10,453	Melrose Park	4,806
Bethel	3,792	Sandford	3,570	Carbondale	5,411	Mendota	3,806
Branford	6,047	Sallahassee	5,018	Carlinville	3,616	Metropolis	4,655
Bridgeport	102,054	Tampa	37,782	Carmel	2,833	Milook	2,070
Bristol	13,502	West Tampa	8,253	Carrollton	2,323	Moline	24,199
Daubury	20,234	GEORGIA.		Cartersville	2,971	Momence	2,201
Darlen	3,943	Albany	8,190	Carthage	2,373	Monmouth	9,128
Derby	8,991	Americus	8,063	Casey	2,157	Morgan Park	3,694
East Hartford	8,185	Athens	14,913	Centralia	9,680	Morris	4,563
East Windsor	3,362	Atlanta	154,839	Charleston	12,421	Morrison	2,410
Enfield	9,719	Augusta	41,040	Chester	2,747	Mount City	2,837
Fairfield	6,134	Bainbridge	4,217	Chicago	2,185,283	Mount Carmel	6,934
Farmington	3,478	Barnesville	3,068	Chicago Heights..	14,525	Mount Olive	3,501
Glastonbury	4,796	Brunswick	10,183	Cicero (town)	14,557	Murphysboro	7,485
Greenwich	16,463	Carrollton	3,297	Clinton	5,165	Naperville	3,449
Griswold	4,203	Cartersville	4,067	Coal City	2,667	Nashville	2,135
Groton	6,435	Cedartown	3,551	Collinsville	7,478	Newtown	2,106
Hartford	98,915	Columbus	20,554	Columbia	2,076	Normal	4,024
Huntington	6,545	Cordele	5,883	Cuba	2,019	North Chicago	3,306
Killingly	6,564	Cuthbert	3,216	Danville	27,871	Oak Park	19,444
Litchfield	3,005	Dalton	5,324	Decatur	31,140	O'Fallon	2,018
Manchester	13,641	Dawson	3,827	DeKalb	8,102	Olney	5,011
Meriden	27,265	Douglas	3,550	Des Plaines	2,348	Oregon	2,180
Middletown	11,851	Dublin	5,795	Dixon	7,216	Ottawa	9,535
Milford	4,366	East Point	3,682	Downers Grove	2,601	Pana	6,055
Naugatuck	12,722	Elberton	6,483	Duquoin	5,454	Paris	7,664
New Britain	43,916	Fitzgerald	5,795	Dwight	2,156	Paris Ridge	2,009
New Canaan	2,667	Gainesville	5,925	East Moline	2,665	Paxton	2,912
New Haven	133,605	Griffin	7,478	East St. Louis	58,547	Pekin	9,897
New London	19,659	Hawkinsville	3,420	Edwardsville	5,014	Peoria	66,500
New Milford	5,010	LaGrange	5,587	Effingham	3,898	Peru	7,984
Newtown	3,012	Macon	40,665	Eldorado	3,366	Petersburg	2,587
Norwalk	6,954	Marietta	5,949	Elmhurst	25,976	Pittsfield	2,722
No-wich	20,367	Milledgeville	4,385	Elgin	2,369	Pontiac	6,090
Orange	11,272	Monroe	3,029	Evanson	24,978	Portland	3,194
Plainfield	6,719	Montrie	3,349	Fairbury	2,505	Princeton	4,131
Plymouth	5,221	Newman	5,348	Fairfield	2,479	Quincy	36,587
Putnam	3,425	Quitman	3,915	Farmington	2,421	River Forest	2,456
Ridgefield	6,637	Rome	12,099	Flora	2,704	Robinson	3,863
Rockville	3,718	Savannah	65,064	Forest Park	5,594	Rochelle	2,732
Salisbury	3,522	Summerville	4,361	Freeport	17,567	Rock Falls	2,657
Seymour	4,786	Toccoa	6,727	Fulton	2,174	Rock Island	24,325
South Norwalk	8,963	Valdosta	7,656	Galena	4,835	Rockford	45,401
Southington	6,516	Washington	3,065	Galesburg	22,089	Rodhouse	2,171
Stafford	5,233	Waycross	14,485	Galva	2,498	Rushville	2,422
Stamford	25,128	HAWAII.		Geneseo	3,199	St. Charles	4,046
Stonington	9,154	Hilo	6,745	Geneva	2,451	Salem	2,669
Stratford	5,712	Honolulu	52,183	Georgetown	2,307	Sandwich	2,557
Suffield	3,841	IDAHO.		Gibson	2,086	Savanna	3,691
Thomaston	3,533	Blackfoot	2,202	Gilcespie	2,241	Shelbyville	3,590
Thompson	4,804	Boise	17,358	Granite	9,903	South Wilmington.	2,403
Torrington	16,840	Caldwell	3,543	Greenville	3,178	Sparta	3,081
Wallingford	11,155	Cover d'Alene	7,291	Harrisburg	5,309	Spring Valley	7,035
Waterbury	73,141	Idaho Falls	4,827	Harvard	3,008	Springfield	51,673
Waterford	3,097	Lewiston	6,043	Harvey	7,227	Stanton	5,149
Watertown	3,850			Havana	3,525	Steger	2,068
				Herrin	6,861	Stirling	7,467
				Highland	2,676	Streator	14,253
						Sullivan	2,621

Sycamore 3,926
 Taylorville 5,446
 Toluca 2,407
 Tuscola 2,453
 Upper Alton 2,918
 Urbana 8,245
 Vandalia 2,974
 Venice 3,718
 Virden 4,000
 Warsaw 2,254
 Waterloo 2,091
 Watseka 2,476
 Wankegan 16,069
 West Chicago 2,378
 West Frankfort 2,111
 West Hammond 4,948
 Westville 2,607
 Wheaton 3,423
 Whitehall 2,854
 Wilmette 4,943
 Winnetka 3,168
 Witt 2,170
 Woodstock 4,331
 Zion City 4,789

INDIANA.

Alexandria 5,096
 Anderson 22,476
 Attica 3,355
 Auburn 3,919
 Aurora 4,411
 Bedford 8,716
 Bloomington 8,838
 Bluffton 4,987
 Boonville 3,934
 Brazil 9,340
 Clinton 6,220
 Columbia City 3,448
 Columbus 8,813
 Connerville 7,738
 Crawfordsville 9,371
 Decatur 4,471
 Dunkirk 3,031
 East Chicago 19,098
 Elkhart 19,282
 Elwood 11,028
 Evansville 69,647
 Fort Wayne 63,923
 Frankfort 8,634
 Franklin 4,502
 Garrett 4,149
 Gary 16,802
 Gas City 3,224
 Goshen 8,514
 Greencastle 3,790
 Greenfield 4,448
 Greensburg 5,420
 Hammond 20,925
 Hartford 6,187
 Huntington 10,272
 Indianapolis 233,650
 Jasonville 3,295
 Jeffersonville 10,412
 Kendallville 4,381
 Kokomo 17,010
 Lafayette 20,051
 Laporte 10,225
 Lawrenceburg 3,930
 Lebanon 5,474
 Linton 5,906
 Logansport 19,050
 Madison 6,924
 Marion 19,353
 Martinsville 4,529
 Michigan City 19,027
 Mishawaka 11,886
 Mitchell 3,438
 Mount Vernon 5,563
 Muncie 24,005
 New Albany 20,629
 New Castle 9,446
 Noblesville 5,073
 Peru 10,910
 Plymouth 3,838
 Portland 5,130
 Princeton 6,445
 Richmond 22,324
 Rochester 3,364

Rushville 4,925
 Seymour 6,305
 Shelbyville 9,500
 South Bend 52,684
 Sullivan 4,115
 Tell City 3,369
 Terre Haute 58,157
 Tipton 4,075
 Union 3,209
 Valparaiso 6,987
 Vincennes 14,985
 Wabash 8,687
 Warsaw 4,430
 Washington 7,854
 West Lafayette 3,867
 West Terre Haute 3,083
 Whiting 6,557
 Winchester 4,266

IOWA.

Albia 4,969
 Ames 4,223
 Atlantic 4,570
 Belle Plaine 3,121
 Boone 10,347
 Burlington 24,324
 Carroll 3,546
 Cedar Falls 5,012
 Cedar Rapids 32,811
 Centerville 6,936
 Chariton 3,794
 Charles City 5,892
 Cherokee 4,884
 Clarinda 3,832
 Clinton 25,577
 Council Bluffs 29,292
 Creston 6,924
 Davenport 43,028
 Decorah 3,592
 Denison 3,133
 Des Moines 86,368
 Dubuque 33,494
 Eagle Grove 3,387
 Estherville 3,404
 Fairfield 4,970
 Fair Dodge 15,543
 Fort Madison 8,906
 Glenwood 4,052
 Grinnell 5,035
 Independence 3,517
 Indianola 3,253
 Iowa City 10,091
 Keokuk 14,008
 Knoxville 3,190
 Le Mars 4,157
 Maquoketa 3,570
 Marion 4,400
 Marshalltown 13,374
 Mason City 11,230
 Missour Valley 3,187
 Mount Pleasant 3,874
 Muscatine 16,178
 Newton 4,616
 Oelwein 6,028
 Oskaloosa 9,466
 Ottumwa 22,012
 Pella 3,021
 Perry 4,630
 Red Oak 4,830
 Shenandoah 4,976
 Sioux City 47,823
 Spencer 3,005
 Winton 3,336
 Washington 4,380
 Waterloo 26,693
 Waverly 3,205
 Webster City 5,208

KANSAS.

Abilene 4,118
 Arkansas City 7,508
 Atchison 16,429
 Bolint 3,082
 Caney 3,597
 Chanute 9,272
 Cherryvale 4,304
 City Center 3,438
 Coffeyville 12,687
 Columbus 3,064

Concordia 4,415
 Dodge City 3,214
 Eldorado 3,129
 Emporia 9,058
 Fort Scott 10,463
 Fredonia 3,040
 Frontenac 3,396
 Galena 6,096
 Garden 3,171
 Great Bend 4,622
 Herington 3,273
 Horton 3,600
 Hutchinson 16,364
 Independence 10,480
 Iola 9,032
 Junction 5,598
 Kansas City 82,331
 Lawrence 12,374
 Leavenworth 13,393
 McPherson 3,546
 Manhattan 5,722
 Newton 7,862
 Olathe 3,272
 Osawatomie 4,046
 Ottawa 7,650
 Paola 3,207
 Parsons 12,463
 Pittsburg 14,755
 Pratt 3,302
 Rosedale 6,936
 Sallina 9,688
 Topeka 43,684
 Wellington 7,034
 Wichita 52,450
 Winfield 6,700

KENTUCKY.

Ashtand 8,688
 Bellevue 6,683
 Bowling Green 9,173
 Catlettsburg 3,520
 Danville 53,270
 Cayana 3,603
 Danville 5,429
 Dayton 6,079
 Earlington 3,391
 Frankfort 10,465
 Franklin 3,063
 Georgetown 4,533
 Harrodsburg 3,147
 Henderson 11,452
 Hopkinsville 9,419
 Lebanon 3,077
 Lexington 35,099
 Louisville 223,928
 Ludlow 4,163
 Madisonville 4,966
 Mayfield 5,916
 Maysfield 6,141
 Middleshoro 7,305
 Mount Sterling 3,932
 Newport 30,309
 Owensboro 16,011
 Paducah 22,760
 Paris 5,859
 Princeton 3,015
 Richmond 5,340
 Russellville 3,111
 Shelbyville 3,412
 Somerset 4,491
 Winchester 7,156

LOUISIANA.

Alexandria 11,213
 Baton Rouge 14,897
 Crowley 5,099
 Donaldsonville 4,090
 Frankin 3,857
 Houma 5,024
 Jennings 3,325
 Kentwood 3,609
 Lafayette 6,392
 Lake Charles 11,449
 Minden 3,062
 Monroe 10,209
 Morgan City 5,477
 New Iberia 7,499
 New Orleans 339,075

Opelousas 4,623
 Plaquemine 4,955
 Ruston 3,777
 Shreveport 28,015
 Thibodaux 3,824

MAINE.

Auburn 15,064
 Augusta 13,211
 Bangor 24,803
 Bath 9,396
 Belfast 4,618
 Biddeford 17,079
 Brewer 5,667
 Brunswick 6,621
 Calais 6,116
 Camden 3,015
 Caribou 5,377
 Chelsea 3,216
 Dexter 3,539
 Eastport 4,961
 Eden 4,441
 Ellsworth 3,549
 Fairfield (town) 4,435
 Farmington (town) 3,310
 Fort Fairfield (t'n) 4,281
 Fort Kent 3,710
 Gardner 5,371
 Houlton 5,845
 Kennebunk 6,996
 Kittery 3,533
 Lewiston 26,247
 Lisbon 4,116
 Lubec 3,363
 Madison (town) 3,379
 Millinocket 3,368
 Norway (town) 3,002
 Old Town 6,317
 Orono 3,555
 Paris (town) 3,436
 Portland 58,571
 Presque Isle (t'n) 5,179
 Rockland 8,174
 Rumford (town) 6,049
 Sanford 9,778
 Skowhegan 5,341
 South Portland 7,471
 Van Buren 3,065
 Waterville 11,458
 Westbrook 8,281

MARYLAND.

Annapolls 8,609
 Baltimore 558,485
 Brunswick 3,721
 Cambridge 6,407
 Crisfield 3,468
 Cumberland 21,839
 Easton 3,083
 Frederick 10,411
 Frostburg 6,023
 Hagerstown 16,507
 Havre de Grace 4,612
 Salisbury 6,290
 Westminster 3,295

MASSACHUSETTS.

Abington 5,455
 Adams 13,026
 Agawam 3,501
 Amesbury 9,894
 Amherst 5,112
 Andover 7,301
 Arlington 11,187
 Athol 8,533
 Attleborough 16,215
 Barnstable 4,673
 Belmont 5,542
 Beverly 18,650
 Blackstone 5,648
 Boston 670,585
 Braintree 8,066
 Bridgewater 7,683
 Brockton 56,873
 Brookline 27,792
 Cambridge 104,839
 Chelmsford 4,797
 Chelsea 5,010
 Chicopee 25,401

Clinton	13,075	Sutton	3,078	Saginaw	50,510	Clinton	4,992		
Concord	6,421	Swampscott	6,204	St. Johns	3,154	Columbia	9,663		
Danvers	3,568	Taunton	34,259	St. Joseph	5,936	De Soto	4,721		
Danvers	9,407	Templeton	3,756	Sault Ste. Marie	12,615	Excelsior Springs	3,900		
Dartmouth	4,378	Tewksbury	3,759	South Haven	3,577	Flat River	5,112		
Deedham	9,254	Uxbridge	4,671	Sturgis	3,653	Fulton	5,228		
Dracut	3,461	Waketield	11,404	Three Rivers	5,072	Hannibal	18,341		
Dudley	4,267	Walpole	4,892	Traverse City	12,115	Independence	9,859		
East Bridgewater	3,263	Waltham	27,831	Wyandotte	8,287	Jefferson	11,850		
Easthampton	8,524	Ware	8,774	Ypsilanti	6,230	Joplin	32,073		
Easton	5,139	Wareham	4,102	MINNESOTA.					
Everett	33,484	Warren	4,188	Albert Lea	6,192	Kansas City	248,381		
Fairhaven	5,122	Watertown	12,875	Alexandria	3,601	Kennett	3,033		
Fall River	119,295	Webster	11,509	Anoka	3,972	Kirksville	6,347		
Falmouth	3,144	Wellesley	5,413	Austin	6,960	Kirkwood	4,171		
Fitchburg	37,326	West Springfield	9,224	Bemidji	5,099	Lexington	5,242		
Foxborough	3,563	Westborough	5,446	Brainerd	8,526	Louisiana	4,454		
Framingham	12,943	Westfield	16,044	Chisholm	7,684	Macon	3,584		
Franklin	5,641	Weymouth	12,895	Cloquet	7,031	Mapplewood	4,976		
Gardner	14,699	Whitman	7,292	Crookston	7,559	Marceline	2,920		
Gloucester	24,398	Williamstown	3,708	Duluth	78,466	Marshall	4,869		
Grafton	5,705	Winchenden	5,678	Ely	3,572	Maryville	4,762		
Great Barrington	5,926	Winchester	9,309	Eveleth	7,036	Mexico	5,939		
Greenfield	10,427	Wintrop	10,132	Faribault	9,001	Moberly	10,923		
Hardwick	3,524	Woburn	15,308	Fergus Falls	6,857	Monette	4,177		
Haverhill	44,115	Worcester	145,986	Hastings	3,983	Neosho	3,661		
Hingham	4,965	MICHIGAN.				Nevada	7,176		
Holyoke	57,730	Adrian	10,763	Hubbing	8,332	Poplar Bluffs	6,916		
Hudson	6,743	Albion	5,637	Lake City	3,142	Richmond	3,664		
Hyde Park	15,507	Allegan	3,419	Little Falls	6,078	St. Charles	9,437		
Ipswich	5,777	Alpena	12,706	Mankato	10,365	St. Joseph	77,463		
Lawrence	85,892	Ann Arbor	14,817	Minneapolis	301,408	St. Louis	687,029		
Lee	4,103	Battle Creek	25,267	Montevideo	3,056	Sedalla	17,822		
Leicester	3,237	Bay City	46,166	Moorhead	4,840	Sikeston	3,327		
Lenox	3,060	Belding	4,119	New Ulm	5,648	Slater	3,238		
Leominster	17,580	Benton Harbor	9,185	Northfield	3,265	Springfield	35,251		
Lexington	4,918	Bessmer	4,583	Ortontonna	5,658	Trenton	4,856		
Lowell	106,294	Big Rapids	4,519	Red Wing	9,048	Warrensburg	4,689		
Ludlow	4,948	Boyer City	5,218	Rochester	7,844	Washington	3,670		
Lynn	89,336	Cailliac	8,375	St. Cloud	10,600	Webb	11,817		
Malden	44,404	Charlotte	4,886	St. Paul	214,744	Webster Groves	7,080		
Mansfield	5,183	Cheboygan	6,859	St. Peter	4,176	Wellston	7,312		
Marblehead	7,338	Coldwater	5,945	South St. Paul	4,510	MONTANA.			
Marlborough	14,579	Crystal Falls	3,775	Stillwater	10,198	Anaconda	10,154		
Maynard	6,390	Detroit	465,766	Thief River Falls	3,714	Billings	10,031		
Medfield	3,466	Dowagiac	5,088	Two Harbors	4,990	Bozeman	5,107		
Medford	23,150	Escanaba	13,194	Virginia	10,473	Butte	39,165		
McGroes	15,715	Flint	38,550	Waseca	3,064	Butte Lodge	5,570		
Methuen	11,448	Gladstone	4,211	West Minneapolis	3,022	Glendive	2,423		
Middleborough	8,214	Grand Haven	5,856	Willmar	4,185	Great Falls	13,948		
Milford	13,055	Grand Rapids	112,571	Winona	18,583	Hamilton	2,240		
Millbury	4,740	Greenville	4,045	MISSISSIPPI.				Havre	3,624
Milton	7,924	Hamtramck	3,559	Aberdeen	3,708	Helena	12,515		
Monson	4,758	Hancock	8,981	Bay St. Louis	3,088	Kalspell	5,549		
Montague	8,866	Hastings	4,383	Biloxi	8,049	Levinston	2,992		
Natick	9,866	Highland Park	4,120	Brookhaven	5,293	Livingston	5,359		
Needham	5,026	Hillsdale	5,001	Canton	3,929	Miles City	4,697		
New Bedford	96,652	Holland	10,490	Clarksdale	4,079	Missoula	12,569		
Newburyport	14,949	Houghton	5,113	Columbus	8,988	Red Lodge	4,860		
Newton	39,806	Ionla	5,030	Corinth	5,020	Walkerville	2,491		
North Adams	22,010	Iron Mountain	9,216	Greenville	9,610	NEBRASKA.			
North Andover	5,529	Ipswich	12,821	Greenwood	5,836	Alliance	3,105		
N. Attleborough	9,562	Jackson	31,433	Gulfport	6,386	Beatrice	9,356		
North Brookfield	3,075	Kalamazoo	39,437	Hattiesburg	11,733	Peru	3,170		
Northampton	19,481	Lansing	33,229	Jackson	21,262	Columbus	5,014		
Northbridge	8,307	Lapeer	3,246	Laurel	8,465	Fairbury	5,294		
Norwood	8,014	Leviston	8,537	McComb	6,237	Falls City	3,255		
Orange	5,282	Ludington	9,132	Meridian	23,285	Fremont	8,718		
Oxford	3,361	Manistee	12,381	Miss Point	3,054	Grand Island	10,326		
Palmer	8,610	Manistique	4,723	Natchez	11,791	Hastings	9,338		
Peabody	15,721	Marine City	3,770	Pascagoula	3,379	Holdrege	3,030		
Pittsfield	32,121	Marquette	11,503	Peapack	3,881	Kearney	6,202		
Plymouth	12,141	Marshall	4,236	Vicksburg	29,814	Lincoln	43,973		
Provincetown	4,369	Menomine	10,507	Water Valley	4,275	McCook	3,765		
Quincy	32,642	Monroe	6,893	West Point	4,864	Nebraska City	5,488		
Randolph	4,301	Mount Clemens	7,707	Yazoo	6,796	Norfolk	6,025		
Reading	5,818	Mount Pleasant	3,972	MISSOURI.				North Platte	4,793
Revere	18,219	Muskegon	24,062	Aurora	4,148	Omaha	124,096		
Rockland	6,928	Negannee	8,460	Boonville	4,252	Plattsmouth	4,287		
Rockport	4,211	Niles	5,156	Brookfield	5,749	South Omaha	26,259		
Salem	43,697	Norway	4,974	Cape Girardeau	8,475	University Place	3,200		
Saugus	8,047	Owosso	9,639	Carrollton	3,452	York	6,235		
Somerville	77,236	Potosky	4,778	Cartersville	4,539	NEVADA.			
Southbridge	12,592	Pontiac	14,532	Carthage	9,483	Carson City	2,466		
South Hadley	4,894	Port Huron	18,863	Caruthersville	3,655	Ely	2,065		
Spencer	6,740	Red Jacket	4,211	Charleston	3,144	Reno	10,867		
Springfield	88,296	River Rouge	4,163	Chillicothe	6,265	Sparks	2,500		
Stoneham	7,090					Virginia City	2,244		
Stoughton	6,316								

NEW HAMPSHIRE.			Secaucus	4,740	Lackawanna	14,549	Monroe	4,082
Berlin	11,780	Somerville	5,060	Lancaster	4,364	Mooresville	3,400	
Claremont	7,529	South Amboy	7,007	Leroy	3,771	Mount Airy	3,844	
Concord	21,497	South Orange	6,014	Lestershire	3,776	Newbern	3,961	
Conway	3,413	South River	4,772	Little Falls	12,273	Oxford	3,018	
Derry	5,123	Summit	7,500	Lockport	17,970	Raleigh	19,218	
Dover	13,247	Trenton	96,815	Lyons	4,460	Reldsville	4,823	
Exeter	6,837	Union	21,023	Malone	6,467	Rocky Mount	8,051	
Franklin	6,132	Vineland	5,283	Maratoneck	5,639	Salena	3,533	
Haverhill	3,438	Wallington	3,443	Mattenawan	6,727	Salisbury	7,153	
Keene	10,468	Washington	3,567	Mechanicsville	6,634	Shelby	3,127	
Laconia	10,183	Westfield	6,420	Medina	5,683	Statesville	4,559	
Lancaster	2,054	West Hoboken	35,403	Middletown	15,313	Tarboro	4,129	
Lebanon	5,713	West New York	13,569	Mount Vernon	30,919	Thomasville	3,877	
Littleton	3,059	West Orange	10,980	New Rochelle	28,867	Washington	6,211	
Manchester	70,663	Woodbury	4,642	New York	4,766,883	Wilmington	23,748	
Milford	3,939	NEW MEXICO.			Newark	6,227	Wilson	6,717
Nashua	26,005	Albuquerque	11,020	Newburgh	27,805	Winston	17,167	
Newmarket	3,348	Artesia	1,883	Niagara Falls	30,445	NORTH DAKOTA.		
Newport	3,765	Carlsbad	1,736	North Tarrytown	5,421	Bismarek	5,443	
Pembroke	3,062	Clovis	3,255	North Tonawanda	11,955	Devils Lake	5,157	
Portsmouth	11,269	Deming	1,864	Norwich	7,422	Dickinson	3,679	
Rochester	8,868	Gallup	2,204	Nyack	4,619	Fargo	14,331	
Somersworth	6,704	Las Cruces	3,836	Ogdensburg	15,933	Grand Forks	12,478	
NEW JERSEY.			Las Vegas (city)	3,755	Olean	14,743	Jamestown	4,358
Asbury Park	10,150	Las Vegas (town)	3,179	Oneida	8,317	Mandan	3,873	
Atlantic City	46,150	Portals	1,292	Onseonta	9,491	Minot	6,188	
Bayonne	55,545	Raton	4,539	Ossining	11,480	Valley City	4,606	
Bloomfield	15,070	Roswell	6,172	Oswego	23,368	Williston	3,124	
Boonton	4,930	Santa Fe	5,072	Patchogue	3,824	OHIO.		
Bordentown	4,250	Silver City	3,217	Peekskill	15,245	Akron	69,067	
Bound Brook	3,970	Socorro	1,560	Penn Yan	4,597	Alliance	15,083	
Bridgeton	14,209	Tucumcari	2,526	Perry	4,588	Ashland	6,795	
Burlington	8,336	NEW YORK.			Plattsburgh	11,388	Ashtabula	18,266
Camden	94,638	Albany	100,253	Port Chester	12,564	Athens	5,463	
Carlstadt	3,807	Albion	5,016	Port Jervis	4,036	Barberton	9,410	
Cliffside Park	3,394	Amsterdam	31,267	Potsdam	27,936	Barnesville	4,233	
Collingswood	4,795	Auburn	34,668	Poughkeepsie	10,711	Bellaire	12,946	
Dover	7,468	Baldwinsville	3,099	Rensselaer	10,171	Bellefontaine	8,238	
East Newark	3,163	Ballston Spa	4,138	Rochester	218,149	Bellevue	5,209	
East Orange	34,371	Batavia	11,613	Rockville Center	3,667	Bowling Green	5,222	
East Rutherford	4,275	Bath	3,884	Rome	20,497	Bridgeport	3,974	
Elizabeth	73,409	Binghamton	48,443	Rye	3,964	Bryan	3,641	
Englewood	9,924	Brookport	3,579	Sag Harbor	3,409	Bucyrus	8,122	
Fort Lee	4,472	Buffalo	423,715	Salamanca	5,792	Cuyahoga	3,156	
Freehold	3,233	Canandaigua	7,217	Saranac Lake	4,983	Cambridge	13,327	
Greethill	10,213	Canastota	3,247	Saratoga Springs	12,693	Canal Dover	6,821	
Glen Ridge	3,260	Carthage	3,563	Saugerties	3,929	Carton	50,217	
Gloucester	9,462	Catskill	5,296	Schenectady	72,826	Carthage	3,618	
Glutenberg	5,677	Coloes	24,709	Seneca Falls	6,588	Celina	3,493	
Hackensack	14,641	Cornlng	13,730	Solvay	5,139	Chillicothe	14,508	
Haddonfield	1,142	Cortland	11,654	Syracuse	137,249	Cincinnati	263,591	
Hammoncton	5,083	Dansville	3,938	Tarrytown	5,600	Circleville	6,744	
Harrison	14,498	Dapew	3,921	Tonawanda	8,290	Cleveland	560,663	
Hawthorne	3,400	Dobbs Ferry	3,455	Troy	76,813	Columbus	181,511	
Hoboken	70,324	Dunkirk	17,221	Tupper Lake	3,067	Conneaut	8,319	
Irrington	11,877	East Syracuse	3,274	Utica	74,419	Cooshocton	9,603	
Jersey City	267,779	Ellenville	3,114	Walden	4,004	Croastline	3,807	
Kearny	18,659	Elmira	37,176	Walton	3,103	Crooksville	3,028	
Keypoc	3,554	Fairport	3,112	Waplogers Falls	3,195	Cuyahoga Falls	4,020	
Lambertville	4,657	Fishkill Landing	3,902	Warsaw	3,206	Dayton	116,577	
Lodi	4,138	Fort Edward	3,762	Waterford	3,245	Defiance	7,327	
Long Branch	13,298	Frankfort	3,303	Waterloo	3,931	Delaware	9,076	
Madison	4,658	Freonida	5,285	Watertown	26,730	Delpnos	5,038	
Millville	12,451	Freeport	4,836	Watervliet	15,074	Denison	4,008	
Montclair	21,550	Fulton	10,480	Waverly	4,855	East Cleveland	9,179	
Morristown	12,607	Geneva	12,446	Wellsville	4,832	East Liverpool	20,387	
Newark	347,469	Glens Falls	15,243	White Plains	15,849	East Palestine	3,637	
New Brunswick	23,388	Gloversville	20,642	Whitehall	4,517	East Youngstown	4,972	
Newton	4,467	Goshen	3,081	Yonkers	79,803	Elton	3,187	
North Plainfield	6,117	Gouverneur	4,123	NORTH CAROLINA.			Elmwood Place	3,423
Nutley	6,099	Granville	3,920	Astlewie	18,762	Elyria	14,825	
Orange	29,630	Green Island	4,737	Burlington	4,809	Flayday	14,858	
Passaic	54,773	Greenport	3,089	Charlotte	34,014	Fostoria	9,597	
Paterson	125,600	Hastings-Upon-		Concord	8,715	Freemont	9,939	
Perth Amboy	32,121	Hudson	4,552	Durham	18,241	Gallons	7,214	
Phillipsburg	13,903	Haverstraw	5,669	Elizabeth City	8,412	Gallipolis	5,560	
Plainfield	20,550	Hempstead	4,964	Fayetteville	7,045	Greenfield	3,736	
Pleasantville	4,390	Herkimer	7,520	Gastonia	5,759	Greenfield	4,228	
Princeton	5,136	Hoosick Falls	5,532	Greensboro	6,107	Greenville	6,237	
Rahway	9,337	Hornell	13,617	Greensboro	15,985	Hamilton	35,279	
Raritan	3,672	Hudson Falls	11,417	Greensville	4,503	Hillsboro	4,296	
Red Bank	7,398	Hudson Falls	5,189	Henderson	4,101	Ironton	13,147	
Ridgewood	5,786	Illion	6,588	Hickory	3,716	Jackson	5,468	
Roosevelt	3,146	Ithaca	14,902	High Point	9,525	Kent	4,485	
Roselle Park	3,038	Jamestown	31,297	Kingston	6,995	Kenton	7,185	
Rutherford	7,045	Johnstown	10,447	Lenoir	3,364	Lakewood	16,181	
Salem	6,614	Kingston	25,908	Lexington	4,163			

Lancaster	13,092	Norman	3,724	Dunmore	17,615	New Castle	26,280
Lima	30,508	Nowata	3,672	Duquesne	15,727	New Kensington	7,707
Lisbon	3,084	Oklahoma City	64,205	Durycia	7,487	Norristown	27,875
Lockland	3,439	Okmulgee	4,176	East Conemaugh	5,046	North Braddock	11,324
Logan	4,850	Perry	3,133	East Mach Chunk	5,548	Northampton	8,729
London	3,330	Sapulpa	8,283	East Pittsburgh	3,615	Northumberland	3,517
Lorain	28,853	Shawnee	12,474	East Stroudsburg	3,330	Oakmont	3,436
Madisonville	5,193	Stillwater	3,444	Easton	28,523	Oil City	15,657
Mansfield	20,768	Sulphur	3,684	Edwardsville	3,407	Old Forge	11,324
Marietta	12,923	Tulsa	18,183	Edwoud City	3,902	Olyphant	8,505
Marion	18,232	Vinita	4,082	Emaus	3,501	Parsons	4,338
Martins Ferry	9,132	Wagoner	4,018	Ephrata	3,192	Patterson	3,907
Marysville	13,879			Erie	66,526	Pen Argyl	3,967
Massillon	4,271	OREGON.		Etna	5,830	Philadelphia	1,549,008
Miamisburg	3,194	Albany	4,275	Exeter	3,537	Phillipsburg	3,585
Middleport	13,152	Asiland	6,020	Ford City	4,850	Piedmont	10,743
Mingo Junction	4,049	Astoria	9,599	Forest City	5,749	Pitcairn	4,975
Mount Vernon	9,087	Baker City	6,742	Frackville	3,118	Pittsburgh	538,905
Napoleon	4,007	Corvallis	4,552	Franklin	9,767	Pittston	16,267
Nelsonville	6,082	Eugene	9,009	Freedom	3,060	Plymouth	16,988
New Philadelphia	8,542	Grants Pass	3,897	Freeland	6,197	Pottstown	15,539
Newark	25,404	LaGrande	4,843	Galeton	4,027	Pottsville	24,236
Newburgh	5,813	Medford	8,840	Gallitzin	3,504	Quakertown	3,801
Niles	8,361	Pregon City	4,287	Gettysburg	4,030	Rankin	6,342
Norwalk	7,858	Pendleton	4,460	Gilberton	5,401	Reading	96,071
Norwood	16,185	Portland	207,214	Girardville	4,396	Renovo	4,621
Oberlin	4,365	Roseburg	4,433	Glassport	5,540	Reynoldsville	3,189
Orrville	3,101	St. Johns	4,872	Greater Painesville	9,058	Ridgway	5,408
Painesville	5,501	Salem	14,094	Greensburg	13,012	Rochester	5,903
Piqua	13,388	The Dalles	4,880	Greenville	5,909	Royersford	3,073
Pomeroy	4,023	PENNSYLVANIA.		Grove City	3,674	St. Clair (Allegheny)	5,640
Port Clinton	2,407	Allentown	51,913	Hanover	7,057	St. Clair (Schuylkill)	6,455
Portsmouth	23,481	Altoona	52,127	Harrisburg	64,186	St. Marys	6,436
Ravenna	5,310	Ambidge	5,205	Hazleton	25,452	Sayre	6,426
Reading	3,985	Apollo	3,006	Hollidaysburg	3,734	Schuylkill Haven	4,747
Rockport	3,179	Archbald	7,194	Homestead	18,713	Scottdale	5,466
St. Bernard	5,002	Ashland	6,855	Huntingdon	6,861	Seranton	129,867
St. Marys	5,732	Ashley	5,601	Indiana	5,749	Seewickley	4,479
Salem	8,943	Athens	3,796	Jennette	8,077	Shamokin	19,588
Sandusky	19,989	Avalon	4,317	Jermyn	3,158	Sharon	15,270
Shelby	4,908	Avoca	4,634	Jersey Shore	5,381	Sharsburg	8,155
Sidney	4,637	Rangor	5,369	Johnsonburg	4,334	Sharpsville	3,634
Springfield	46,921	Barnesboro	3,535	Johnstown	55,482	Shenandoah	25,774
Staubenville	22,391	Beaver	3,456	Juniata	5,285	Shippensburg	3,467
Struthers	2,370	Leaver Falls	12,191	Kane	6,626	South Bethlehem	4,454
Tiffin	11,894	Bellefonte	4,145	Kingston	6,149	South Bethelchem	19,973
Toledo	168,497	Belleuve	6,323	Kittanning	4,311	South Brownsville	6,943
Toronto	4,271	Berwick	5,357	Knoxville	5,651	South Fork	4,582
Tracy	6,122	Bethlehem	12,837	Lancaster	47,227	South Sharon	10,190
Urichsville	4,751	Blairsville	12,573	Lansford	8,321	South Williamspt	3,734
Upper Sandusky	3,779	Blakely	5,345	Lansdale	3,551	Steeltown	14,246
Urbana	7,739	Bloomsburg	7,413	Lansdowne	4,066	Stroudsburg	4,719
Van Wert	7,157	Brackenridge	3,134	Larksville	9,288	Summit Hill	4,209
Wadsworth	3,073	Bradock	19,367	Latrobe	8,777	Sunbury	13,760
Wapakoneta	5,349	Bradford	14,544	Lebanon	19,240	Susquehanna	3,478
Warren	11,081	Bridgeport	3,860	Leechburg	3,624	Swissvale	7,381
Washington Court House	7,277	Bristol	4,256	Lehighton	5,316	Swoyersville	5,396
Wellston	6,875	Brookville	3,093	Lewisburg	3,081	Tamaqua	9,462
Wellsville	7,769	Butler	20,723	Lewistown	8,186	Tarentum	7,414
Wilmington	4,491	Canonsburg	3,891	Lockhaven	7,772	Taylor	9,000
Wooster	6,136	Carbondale	5,423	Luzerne	17,040	Throop	5,123
Xenia	8,706	Carlisle	10,303	McAdoo	3,389	Titusville	8,533
Youngstown	79,066	Carnegie	10,009	McKees Rocks	14,702	Towanda	4,281
Zanesville	28,026	Carrick	6,117	McKeesport	42,694	Turtle Creek	4,995
		Catasauqua	5,250	Mahanoy City	15,936	Tyrone	7,176
		Chambersburg	11,800	Mauch Chunk	2,952	Union City	3,684
		Charleroi	9,615	Mayfield	3,662	Untersont	13,344
		Chester	38,537	Meadville	12,780	Vandergrift	3,876
		Clairton	3,326	Mechanicsburg	4,469	Vandergrift Hgts.	3,438
		Clefield	6,851	Media	3,562	Warren	11,080
		Cifton Heights	3,155	Meyersdale	3,741	Washington	18,778
		Coal Dale	5,154	Middletown	5,374	Waynesboro	7,199
		Coatesville	11,084	Millvale	7,861	Waynesburg	3,545
		Columbia	11,454	Milton	7,460	Wellshoro	3,183
		Connellsville	12,846	Miners Mills	3,159	West Berwick	5,512
		Censorhocken	7,480	Minersville	7,240	West Chester	11,767
		Cornapolis	5,252	Monaca	3,376	West Hazleton	4,716
		Corry	5,991	Monessen	11,775	West Homestead	3,009
		Coudersport	3,100	Monongahela	7,598	West Pittston	6,843
		Crafton	4,583	Moosic	3,964	Wilkes-Barre	67,105
		Danville	7,517	Mount Carmel	17,533	Wilkesburg	18,924
		Darby	6,305	Mount Oliver	4,241	Williamsport	31,860
		Dickson City	9,331	Mount Pleasant	5,812	Wilmerding	6,133
		Decora	8,174	Mount Union	3,333	Windber	8,013
		Dorranceont	4,046	Munhall	5,135	Winton	5,280
		Downington	3,326	Nanticoke	18,377	Wyoming	3,010
		Doylstown	3,304	Narareth	3,978	York	44,750
		Dubois	12,623	New Brighton	8,323		

OKLAHOMA.

Ada	4,349
Aitua	4,821
Alva	3,688
Anadarko	3,439
Aidmore	8,618
Bartlesville	6,181
Blackwell	3,266
Chickasha	10,320
Coalgate	3,255
Durant	5,330
El Reno	7,873
Flk	3,165
Enid	13,799
Frederick	3,027
Guthrie	11,654
Hobart	3,845
Hugo	4,582
Lawton	7,758
McAlester	12,954
Mangum	3,667
Muskogee	25,278

RHODE ISLAND.

Bristol	8,565
Burrillville	7,878
Central Falls	22,754
Coventry	5,848
Cranston	21,107
Cumberland	10,107
East Greenwich	3,420
East Providence	35,808
Johnston	5,955
Lincoln	9,825
Newport	27,149
North Kingstown	4,048
North Providence	5,407
Pawtucket	51,622
Providence	224,326
Scituate	3,493
South Kingstown	5,175
Tiverton	4,032
Warren	6,585
Warwick	26,629
Westerly	8,696
Woonsocket	38,125

SOUTH CAROLINA.

Abbeville	4,459
Alken	9,911
Anderson	9,654
Camden	3,589
Charleston	58,833
Chester	4,754
Clinton	3,272
Columbia	26,319
Darlington	3,789
Florence	7,057
Gaffney	4,767
Georgetown	5,530
Greenville	15,741
Greenwood	6,614
Laurens	4,818
Marion	3,844
Newberry	5,028
Orangeburg	5,906
Rock Hill	7,216
Spartanburg	17,517
Sumter	8,109
Union	5,623

SOUTH DAKOTA.

Aberdeen	10,753
Deadwood	3,653
Huron	5,791
Lead	8,392
Madison	3,137
Mitchell	6,515
Pierre	3,656
Rapid City	3,854
Redfield	3,060
Sioux Falls	14,094
Watertown	7,010
Yankton	3,787

TENNESSEE.

Bristol	7,148
Chattanooga	44,604
Clarksville	5,548
Cleveland	5,549
Columbia	5,754
Dyersburg	4,149
Fayetteville	3,439
Harriman	3,061
Humboldt	3,446
Jackson	15,779
Knoxville	8,502
Johnson City	36,342
Lebanon	3,659
Memphis	131,105
Morrisville	4,007
Murfreesboro	4,679
Nashville	110,364
Paris	3,851
Park City	5,126
Rockwood	3,660
Tullahoma	3,049
Union City	4,389

TEXAS.

Ablere	9,204
Amarillo	9,967
Austin	29,860
Ballinger	3,536
Bay City	3,156
Beaumont	20,640
Beeville	3,269
Belton	4,164
Big Spring	4,102
Bonham	4,844
Brenham	4,713
Brownsville	10,517
Brownwood	6,697
Bryan	4,122
Cameron	3,263
Childress	3,818
Cleburne	10,361
Coleman	3,046
Corpus Christi	8,232
Corsicana	9,749
Crockett	3,947
Croser	3,109
Dallas	92,104
Denison	13,632
Denton	4,732
Eagle Pass	3,536
El Paso	39,279
Ennis	5,669
Fort Worth	73,312
Gainesville	7,621
Galveston	36,981
Georgetown	2,096
Gonzales	3,139
Greenville	8,850
Hillsboro	6,115
Houston	78,800
Houston Heights	6,984
Laredo	14,855
Longview	5,155
McKinney	4,714
Marlin	3,873
Marshall	11,452
Mineral Wells	3,650
Mount Pleasant	3,137
Nacozoches	3,369
Nacosa	3,284
New Braunfels	3,165
Orange	5,527
Palestine	10,482
Paris	11,269
Port Arthur	7,663
Quanah	3,127
San Angelo	10,321
San Antonio	96,611
San Marcos	4,071
Seguin	3,116
Sherman	12,412
Smithville	3,167
Stamford	3,902
Sulphur Springs	5,151
Sweetwater	4,176
Taylor	5,314
Teague	3,283
Temple	10,993
Terrell	7,050
Texarkana	9,790
Tyler	10,400
Uvalde	3,993
Vernon	3,195
Victoria	3,673
Waco	26,425
Waxahachie	6,205
Weatherford	5,074
Wichita Falls	3,200
Yoakum	4,657

UTAH.

Brigham	3,685
Eureka	3,416
Logan	7,522
Murray	4,057
Ogden	25,580
Park City	3,439
Provo City	8,923
Salt Lake City	92,777
Spanish Fork	3,464
Springville	3,356

VERMONT.

Barre	10,734
Barton (town)	3,346
Bennington	6,211
Bellows Falls	4,883
Brattleboro	6,517
Burlington	20,469
Derby (town)	3,639
Fair Haven (town)	3,095
Hardwick (town)	3,201
Hartford	4,179
Lyndon (town)	3,204
Montpelier	7,856
Newport (town)	3,684
Northfield (town)	3,226
Poultney (town)	3,444
Randolph (town)	3,191
Rutland	13,546
St. Albans	6,381
St. Johnsbury	6,693
Springfield	3,250
Swanton (town)	3,623
Waterbury (town)	3,273
West Rutland	3,427
Winooski	4,520

VIRGINIA.

Alexandria	15,329
Bristol	6,247
Buena Vista	3,245
Charlottesville	6,765
Clifton Forge	5,748
Covington	4,234
Danville	19,020
Fredericksburg	5,874
Hampton	5,505
Harrisonburg	4,879
Lynchburg	29,494
Martinsville	3,363
Newport News	20,205
Norfolk	67,452
Petersburg	24,127
Portsmouth	33,190
Pulaski	4,807
Radford	4,203
Richmond	127,623
Roanoke	34,874
Salem	3,849
South Boston	3,516
Staunton	10,604
Suffolk	7,008
Winchester	5,864
Wytheville	3,054

WASHINGTON.

Aberdeen	13,660
Anacortes	4,163
Bellingham	24,298
Centralia	7,311
Chehalis	4,507
Ellensburg	4,209
Everett	24,814
Hillyard	3,276
Hoquiam	8,171
North Yakima	14,082
Olympia	6,996
Port Townsend	4,131
Puyallup	4,544
Seattle	3,126
Seaside	237,194
Snohomish	3,214
South Bend	3,023
Spokane	104,402
Tacoma	83,743
Vancouver	9,300
Walla Walla	19,364
Wenatchee	4,050

WEST VIRGINIA.

Benwood	4,976
Bluefield	11,188
Charleston	22,996
Chester	3,184
Clarksburg	9,201
Elkins	5,260
Fairmont	9,711

Hinton	7,563
Grifton	3,656
Huntington	31,161
Keyser	3,705
Martinsburg	10,639
Morgantown	9,150
Moundsville	8,918
Parkersburg	17,842
Princeton	3,027
Richwood	3,061
Wellsburg	4,189
Wheeling	41,641
Williamson	3,561

WISCONSIN.

Antigo	7,196
Appleton	16,773
Ashland	11,594
Baraboo	6,324
Beaver Dam	6,758
Beloit	15,125
Berlin	4,636
Burlington	3,212
Chippewa Falls	8,893
Cudahy	3,691
Deperre	4,477
Eau Claire	18,310
Fond du Lac	18,797
Fort Atkinson	3,877
Grand Rapids	6,521
Green Bay	25,236
Janesville	13,894
Kaukauna	4,717
Kenosha	21,371
LaCrosse	30,417
Lake Geneva	3,079
Madison	25,531
Manitowoc	13,027
Marquette	14,610
Marsfield	5,783
Menasha	6,081
Menominee	5,036
Merrill	2,639
Milwaukee	373,857
Monroe	5,410
Neenah	4,714
New London	3,333
Oconomowoc	3,054
Oconto	5,629
Oshkosh	33,062
Platteville	4,452
Plymouth	3,094
Port Washington	3,793
Portage	5,440
Prairie du Chien	3,149
Racine	38,002
Rhineland	5,637
Rice Lake	3,968
Ripon	3,739
Sheboygan	26,393
South Milwaukee	6,092
Sparta	3,973
Stevens Point	8,692
Stoughton	4,761
Sturgeon Bay	4,262
Superior	40,384
Tomah	3,419
Two Rivers	4,859
Washburn	3,830
Watertown	8,829
Wausau	8,740
Waupun	3,302
Wauson	16,560
Wauwatosa	3,316
West Allis	6,645
Whitewater	3,224

WYOMING.

Casper	2,639
Cheyenne	11,320
Douglas	2,246
Evanston	2,583
Laramie	8,237
Rawlins	4,256
Rock Springs	5,778
Sheridan	8,408

STATISTICS OF CHIEF AMERICAN CITIES:

[From reports of the census bureau.]

INCORPORATION AND AREA.

City.	*Incorp.	†Area.	City.	*Incorp.	†Area.	City.	*Incorp.	†Area.
New York, N. Y.	1653	183,555	Kansas City, Mo.	1856	37,443	Richmond, Va.	1782	6,388
Chicago, Ill.	1837	117,793	Seattle, Wash.	1869	36,162	Paterson, N. J.	1851	5,157
Philadelphia, Pa.	1701	83,340	Indianapolis, Ind.	1831	21,130	Omaha, Neb.	1857	15,400
St. Louis, Mo.	1822	39,277	Providence, R. I.	1832	11,352	Fall River, Mass.	1854	21,723
Boston, Mass.	1822	24,743	Louisville, Ky.	1824	13,230	Dayton, O.	1851	18,411
Cleveland, O.	1836	29,209	Rochester, N. Y.	1834	12,876	Graud Rapids, Mich.	1850	10,731
Baltimore, Md.	1796	19,290	St. Paul, Minn.	1854	33,383	Nashville, Tenn.	1806	10,932
Pittsburgh, Pa.	1816	26,510	Denver, Col.	1859	37,028	Lowell, Mass.	1836	8,308
Detroit, Mich.	1824	26,103	Portland, Ore.	1851	30,975	Cambridge, Mass.	1846	4,014
Buffalo, N. Y.	1832	24,791	Columbus, O.	1816	13,018	Spokane, Wash.	1833	23,539
San Francisco, Cal.	1850	29,760	Toledo, O.	1837	16,025	Bridgeport, Conn.	1836	7,906
Milwaukee, Wis.	1847	14,586	Atlanta, Ga.	1847	16,428	Albany, N. Y.	1846	6,914
Cincinnati, O.	1819	31,893	Oakland, Cal.	1854	29,248	New Bedford, Mass.	1847	12,173
Newark, N. J.	1836	14,826	Worcester, Mass.	1848	23,683	San Antonio, Tex.	1837	22,905
New Orleans, La.	1805	125,440	Syracuse, N. Y.	1848	11,083	Hartford, Conn.	1784	10,956
Washington, D. C.	1802	38,408	New Haven, Conn.	1784	11,460			
Los Angeles, Cal.	1851	63,480	Birmingham, Ala.	1871	30,881			
Minneapolis, Minn.	1867	32,069	Memphis, Tenn.	1849	11,759			
Jersey City, N. J.	1827	8,320	Scranton, Pa.	1856	12,362			

*First incorporation. †Land area in acres in 1910.

RECEIPTS, PAYMENTS AND DEBTS (1911).

	*Receipts.	†Payments.	‡Debt.
New York, N. Y.	\$198,194,320	\$250,859,736	\$1,096,860,999
Chicago, Ill.	66,190,212	62,352,468	93,478,047
Philadelphia, Pa.	39,378,126	44,077,953	114,202,637
St. Louis, Mo.	20,237,211	22,595,123	28,534,587
Boston, Mass.	14,318,967	29,868,708	117,042,089
Cleveland, O.	34,383,821	16,512,506	45,119,700
Baltimore, Md.	13,343,058	15,268,566	64,800,883
Pittsburgh, Pa.	18,498,178	19,650,447	58,413,165
Detroit, Mich.	12,040,388	12,304,523	14,622,630
Buffalo, N. Y.	11,934,794	13,126,381	28,782,418
S. Francisco, Cal.	12,520,600	17,444,202	19,479,350
Milwaukee, Wis.	9,324,290	9,459,677	12,614,543
Cincinnati, O.	13,343,765	15,842,599	63,580,707
Newark, N. J.	12,112,540	13,335,307	39,760,474
Los Angeles, Cal.	13,065,796	16,743,273	28,283,078
New Orleans, La.	8,106,988	8,290,163	43,474,293
Washington, D. C.	14,441,394	12,291,507	11,717,878
Minneapolis, Minn.	8,679,958	9,945,941	20,400,033
Jersey City, N. J.	6,945,666	13,398,808	39,707,364
Seattle, Wash.	13,373,049	17,006,336	23,073,251
Kansas City, Mo.	7,506,002	7,619,958	10,133,261
Indianapolis, Ind.	4,677,126	4,956,152	4,796,523
Providence, R. I.	5,761,132	5,158,206	19,676,651
Louisville, Ky.	6,062,313	6,079,990	13,602,456
Rochester, N. Y.	5,696,488	7,336,647	16,995,546
Denver, Col.	6,571,228	6,661,750	6,910,465
Portland, Ore.	9,019,240	14,872,353	24,951,261
St. Paul, Minn.	4,511,913	4,623,810	12,304,337
Columbus, O.	4,395,941	4,963,387	16,122,714
Toledo, O.	3,738,087	4,002,015	11,366,057
Atlanta, Ga.	3,272,527	4,328,753	6,229,569
Oakland, Cal.	4,317,738	5,246,266	4,952,973
Worcester, Mass.	3,768,219	4,223,734	11,283,373
Birmingham, Ala.	2,003,332	3,152,134	7,760,960
Syracuse, N. Y.	3,415,550	3,591,979	10,272,437
N. Haven, Conn.	2,537,368	2,538,489	4,014,858
Memphis, Tenn.	2,959,793	4,324,884	11,234,640
Scranton, Pa.	1,712,963	1,843,041	3,560,746
Richmond, Va.	3,340,147	3,377,364	11,515,759
Paterson, N. J.	1,983,966	1,959,871	4,474,134
Omaha, Neb.	2,996,489	3,881,714	9,725,843
Fall River, Mass.	2,315,410	2,315,344	7,388,918
Dayton, O.	2,428,946	2,466,727	5,385,588
Gr. Rapids, Mich.	1,454,718	3,005,476	4,101,653
Spokane, Wash.	3,860,779	6,000,353	12,195,065
Nashville, Tenn.	1,552,701	2,308,948	5,979,266
Lowell, Mass.	2,048,212	2,163,659	4,182,276
Cambridge, Mass.	3,208,276	2,685,313	11,457,650
Bridgeport, Conn.	1,715,786	1,685,336	2,145,051
N. Bedford, Mass.	2,457,820	3,274,823	8,440,286
S. Antonio, Tex.	1,406,009	1,419,456	2,941,530
Hartford, Conn.	2,711,951	2,969,785	7,941,361
Albany, N. Y.	2,262,018	2,276,120	5,560,797

*Receipts from revenue. †For cost of government. ‡Outstanding at close of year.

RECEIPTS FROM SPECIAL SOURCES (1910).

City.	*Taxes.	†Licenses.	‡Water.
New York, N. Y.	\$141,679,985	\$7,163,721	\$13,379,677
Chicago, Ill.	35,798,371	9,015,639	5,620,688

City.	*Taxes.	†Licenses.	‡Water.
Philadelphia, Pa.	21,062,486	2,240,144	4,577,781
St. Louis, Mo.	12,052,177	1,519,396	2,049,810
Boston, Mass.	23,268,661	1,866,862	2,826,467
Cleveland, O.	8,920,779	1,329,587	1,175,439
Baltimore, Md.	8,570,699	1,285,236	1,057,392
Pittsburgh, Pa.	12,610,788	915,187	1,826,778
Detroit, Mich.	6,841,409	869,900	856,620
Buffalo, N. Y.	6,892,916	711,489	969,882
San Francisco, Cal.	8,020,052	1,344,663	1,920
Milwaukee, Wis.	5,438,588	777,940	693,741
Cincinnati, O.	7,984,008	1,120,345	1,138,456
Newark, N. J.	6,276,008	650,985	1,192,996
New Orleans, La.	5,342,826	938,121	292,497
Washington, D. C.	5,339,676	668,935	550,589
Los Angeles, Cal.	6,190,389	781,106	1,140,300
Minneapolis, Minn.	5,038,034	472,151	474,670
Jersey City, N. J.	2,160,471	552,800	1,215,722
Kansas City, Mo.	3,215,123	542,253	969,762
Seattle, Wash.	3,685,087	403,143	763,773
Indianapolis, Ind.	2,685,945	298,947	3,772
Providence, R. I.	3,549,982	318,288	762,397
Louisville, Ky.	3,284,204	547,814	762,550
Rochester, N. Y.	3,373,956	233,361	595,509
St. Paul, Minn.	2,689,333	429,530	483,541
Denver, Col.	4,069,574	425,861	8,892
Portland, Ore.	2,666,303	434,363	644,590
Columbus, O.	2,483,825	269,486	424,921
Toledo, O.	1,884,489	307,275	297,918
Atlanta, Ga.	1,538,473	251,998	349,108
Oakland, Cal.	1,653,352	288,388
Worcester, Mass.	2,378,771	177,120	421,827
Syracuse, N. Y.	2,143,705	174,395	348,687
New Haven, Conn.	1,959,325	185,897
Birmingham, Ala.	436,118	338,176	6,042
Memphis, Tenn.	1,632,213	93,369	397,324
Scranton, Pa.	1,060,058	273,717
Richmond, Va.	1,746,683	176,268	233,367
Paterson, N. J.	1,281,781	197,276
Omaha, Neb.	1,938,001	284,868
Fall River, Mass.	1,639,624	154,334	220,531
Dayton, O.	1,393,205	161,986	153,276
Graud Rapids, Mich.	975,373	71,778	193,322
Nashville, Tenn.	1,055,182	58,200	260,940
Lowell, Mass.	1,540,874	137,610	220,736
Cambridge, Mass.	2,173,511	4,695	380,253
Spokane, Wash.	1,235,899	242,029	472,646
Bridgeport, Conn.	1,221,916	154,854
Albany, N. Y.	1,318,670	134,123	357,568

*General and special property taxes and poll taxes. †Including permits. ‡Water supply systems.

LICENSE RECEIPTS SPECIFIED (1910).

City.	Liquor.	Business.	Dog.	Gen'l.	Permits.
New York	\$5,864,744	\$654,044	\$53,099	\$591,834
Chicago	7,253,076	849,118	\$122,970	602,220	188,255
Philadelphia	1,953,440	117,449	14,748	154,507
St. Louis	1,126,750	218,309	23,945	121,458	28,339
Boston	1,088,809	60,475	29,091	8,847
Cleveland	1,301,127	14,558	4,700	3,410	5,792
Baltimore	1,144,821	71,442	29,601	38,296	1,076
Pittsburgh	766,181	65,622	6,390	76,993

City.	Liquor Business.	Dog. Gen'l P'rmits.	City.	Courts.	Police.	Fire prot'n.
Detroit	791,745	36,576	16,944	2,805	21,830	Fall River, Mass..... 169,480
Buffalo	600,954	71,368	11,339	15,481	12,347	Dayton, O..... 11,882
S. Francisco	1,078,955	209,795	9,018	9,556	37,339	Grand Rapids, Mich... 12,389
Milwaukee	429,450	290,423	24,588	2,180	31,299	Nashville, Tenn..... 3,500
Cincinnati	965,716	84,484	4,758	49,553	13,034	Lowell, Mass.....
Newark	575,340	49,855	2,363		23,727	Cambridge, Mass.....
New Orleans	654,519	261,865	2,904	7,743	11,090	Spokane, Wash..... 5,125
Washington	452,092	143,518	21,922	6,124	44,979	Bridgeport, Conn..... 12,361
Los Angeles	406,614	278,260	18,305	12,627	65,300	Albany, N. Y..... 16,160
Minneapolis	407,680	24,628	5,895	7,344	16,604	
Jersey City	507,344	20,011	2,322		23,123	
Kansas City	310,250	173,970	15,868	28,182	13,983	
Seattle	320,218	53,874	8,315		20,736	
Indianapolis	196,084	27,580	14,360	44,579	16,344	
Providence	266,800	35,629	11,103	2,584	2,172	
Louisville	353,574	151,989	8,872	33,379		
Rochester	209,934	12,963	7,985	2,479		
St. Paul	397,920	24,884	654		6,072	
Denver	295,655	101,367	8,076	7,402	13,361	
Portland, Ore.	349,288	103,292	16,872	4,663	10,248	
Columbus	225,970	11,100	2,198	20,669	9,549	
Toledo	299,442	6,560			1,273	
Atlanta		248,303	1,233	2,462		
Oakland	193,155	60,485	9,904	2,676	22,168	
Worcester	160,463	11,828	3,242	1,587		
Syracuse	150,124	15,344	4,456	1,469	3,308	
New Haven	166,621	5,189	2,631	1,598	9,852	
Birmingham	318,551	1,462	8,949		9,214	
Memphis	86,148				9,221	
Scranton	250,779	13,103	3,673	331	5,831	
Richmond	75,000	93,680	7,344	244		
Paterson	169,000	14,213	6,040		8,023	
Omaha	260,170	16,263	3,691		4,644	
Fall River	144,188	8,761			1,385	
Dayton	144,587	5,167	801	8,591	2,840	
Gr. Rapids	48,475	16,433	4,478		2,392	
Nashville	1,500	55,045			1,655	
Lowell	128,292	7,990			1,057	
Cambridge	50	3,490			1,155	
Spokane	214,074	21,460	2,128	3,069	1,298	
Bridgeport	144,687	2,160	2,182	1,194	4,681	
Albany	124,775	5,075	3,352	864	67	

PAYMENTS FOR SPECIFIED PURPOSES (1910).

City.	Courts.	Police.	Fire prot'n.
New York, N. Y.	\$6,181,837	\$16,396,347	\$9,383,601
Chicago, Ill.	1,857,454	6,457,631	3,091,610
Philadelphia, Pa.	1,141,120	4,556,004	1,489,341
St. Louis, Mo.	634,316	2,011,626	1,131,267
Boston, Mass.	816,318	2,224,177	1,570,665
Cleveland, O.	340,024	839,735	763,714
Baltimore, Md.	225,149	1,290,619	894,398
Pittsburgh, Pa.	464,485	1,102,443	999,988
Detroit, Mich.	312,882	814,917	821,917
Buffalo, N. Y.	295,734	1,000,518	960,471
San Francisco, Cal.	495,352	1,481,894	1,438,964
Milwaukee, Wis.	298,684	592,026	740,141
Cincinnati, O.	303,030	850,502	646,341
Newark, N. J.	199,242	820,370	618,345
New Orleans, La.	241,751	415,584	486,593
Washington, D. C.	313,736	1,116,445	649,534
Los Angeles, Cal.	249,736	482,489	362,088
Minneapolis, Minn.	185,219	373,455	544,882
Jersey City, N. J.	29,203	631,640	358,759
Kansas City, Mo.	13,106	499,302	385,946
Seattle, Wash.	8,973	416,933	403,010
Indianapolis, Ind.	4,027	384,230	466,230
Providence, R. I.	10,796	455,113	464,799
Louisville, Ky.	26,631	429,285	355,452
Rochester, N. Y.	25,514	387,733	451,165
St. Paul, Minn.	19,901	281,796	371,181
Denver, Col.	238,419	273,494	363,142
Portland, Ore.	2,989	259,359	346,681
Columbus, O.	22,622	255,346	311,733
Toledo, O.	15,580	204,594	261,049
Atlanta, Ga.	4,358	240,233	200,840
Oakland, Cal.	12,690	186,192	205,330
Worcester, Mass.		205,315	253,072
Syracuse, N. Y.	20,990	195,958	225,483
New Haven, Conn.	34,909	263,524	247,521
Birmingham, Ala.	6,879	124,378	160,541
Memphis, Tenn.	10,726	201,184	184,161
Scranton, Pa.	2,000	106,016	98,389
Richmond, Va.	38,333	154,172	181,802
Paterson, N. J.	8,814	177,403	220,905
Omaha, Neb.	4,868	157,635	442,714

City.	Health.	Street cleaning.	Highways.
New York, N. Y.	\$2,879,773	\$8,224,192	\$15,678,136
Chicago, Ill.	475,074	957,225	2,484,797
Philadelphia, Pa.	523,374	1,227,795	2,692,385
St. Louis, Mo.	177,816	748,396	1,654,804
Boston, Mass.	457,861	505,459	2,862,505
Cleveland, O.	159,336	223,665	914,074
Baltimore, Md.	161,334	383,951	1,122,498
Pittsburgh, Pa.	251,062	424,614	1,361,550
Detroit, Mich.	116,767	378,159	1,091,298
Buffalo, N. Y.	114,562	218,065	1,032,164
San Francisco, Cal.	116,148	255,529	834,724
Milwaukee, Wis.	76,299	208,344	556,176
Cincinnati, O.	78,019	225,981	1,052,333
Newark, N. J.	204,886	222,363	586,424
New Orleans, La.	173,720	203,419	486,958
Washington, D. C.	151,229	294,967	1,191,301
Los Angeles, Cal.	76,473	114,428	778,399
Minneapolis, Minn.	52,973	121,876	738,163
Jersey City, N. J.	35,006	143,486	297,187
Kansas City, Mo.	49,479	220,350	260,677
Seattle, Wash.	119,723	147,199	300,215
Indianapolis, Ind.	46,601	109,889	338,119
Providence, R. I.	77,144	84,893	521,965
Louisville, Ky.	56,942	121,055	335,979
Rochester, N. Y.	56,449	145,438	484,431
St. Paul, Minn.	36,726	97,013	478,785
Denver, Col.	83,900	120,417	532,061
Portland, Ore.	21,483	145,313	260,018
Columbus, O.	39,870	98,837	93,285
Toledo, O.	24,854	56,478	252,078
Atlanta, Ga.	53,687	52,828	232,495
Oakland, Cal.	21,690	71,141	340,322
Worcester, Mass.	53,349	93,643	341,982
Syracuse, N. Y.	78,498	101,127	242,953
New Haven, Conn.	27,027	67,382	235,341
Birmingham, Ala.	32,011	15,573	123,331
Memphis Tenn.	52,576	61,246	296,890
Scranton, Pa.	9,102	34,000	156,487
Richmond, Va.	36,101	36,808	157,471
Paterson, N. J.	19,488	39,988	108,876
Omaha, Neb.	27,661	59,921	196,292
Fall River, Mass.	60,649	43,913	232,191
Dayton, O.	15,296	51,955	159,080
Grand Rapids, Mich.	64,519	25,460	98,552
Nashville, Tenn.	23,709	51,781	150,457
Lowell, Mass.	24,543	42,656	197,927
Cambridge, Mass.	59,889	35,986	232,423
Spokane, Wash.	35,492	64,181	170,048
Bridgeport, Conn.	9,565	48,500	222,838
Albany, N. Y.	20,447	64,598	120,283

City.	*Charities.	†Education.	‡Recreation.
New York, N. Y.	\$9,944,789	\$32,490,598	\$3,424,223
Chicago, Ill.	1,823,710	9,942,377	2,754,327
Philadelphia, Pa.	2,640,154	6,443,482	808,192
St. Louis, Mo.	856,451	3,130,227	314,606
Boston, Mass.	1,607,430	4,800,314	1,441,481
Cleveland, O.	597,654	2,976,704	262,489
Baltimore, Md.	664,813	1,937,416	344,640
Pittsburgh, Pa.	516,678	1,311,249	410,612
Detroit, Mich.	354,295	1,877,578	352,519
Buffalo, N. Y.	526,262	1,843,228	271,763
San Francisco, Cal.	699,071	1,771,884	398,596
Milwaukee, Wis.	457,930	1,767,908	169,444
Cincinnati, O.	608,309	1,953,487	160,373
Newark, N. J.	636,728	2,122,343	247,007
New Orleans, La.	209,602	1,015,587	85,251
Washington, D. C.	981,761	2,141,889	291,501
Los Angeles, Cal.	256,488	1,307,435	187,530
Minneapolis, Minn.	152,378	1,725,597	209,920
Jersey City, N. J.	94,690	1,154,742	77,119
Kansas City, Mo.	183,790	1,121,131	200,071
Seattle, Wash.	26,232	1,867,043	142,077
Indianapolis, Ind.	109,990	1,065,178	77,236
Providence, R. I.	129,243	1,042,467	86,509
Louisville, Ky.	234,133	822,008	84,850

City.	*Charities.	†Education.	‡Recreation.
Rochester, N. Y.	209,470	938,440	179,194
St. Paul, Minn.	93,633	928,169	132,127
Denver, Col.	267,270	1,223,543	219,270
Portland, Ore.	4,863	920,898	76,033
Columbus, O.	43,821	789,859	22,522
Toledo, O.	33,471	777,671	95,889
Atlanta, Ga.	139,765	382,253	53,158
Oakland, Cal.	2,870	656,276	55,098
Worcester, Mass.	222,976	842,432	45,882
Syracuse, N. Y.	155,426	671,164	45,395
New Haven, Conn.	114,323	712,476	46,148
Birmingham, Ala.	29,910	280,865	11,083
Memphis, Tenn.	53,655	394,192	115,853
Scranton, Pa.		577,953	16,471
Richmond, Va.	76,048	299,452	54,331
Paterson, N. J.	55,788	538,602	21,253
Omaha, Neb.	59	617,866	47,742
Fall River, Mass.	158,561	500,946	24,051
Dayton, O.	76,038	527,761	13,077
Grand Rapids, Mich.	33,980	552,121	30,069
Nashville, Tenn.	46,761	306,533	39,296
Lowell, Mass.	133,319	436,065	24,060
Cambridge, Mass.	87,674	556,609	69,351
Spokane, Wash.	19,291	595,194	35,331
Bridgeport, Conn.	112,480	324,818	28,743
Albany, N. Y.	49,410	413,168	96,893

*Including hospitals and corrections. †Including libraries, art galleries and museums. ‡Including parks, playgrounds, baths and public entertainments.

VALUE OF PUBLIC PROPERTIES AND ASSESSED VALUATION (1910).

City.	*Property.	†Valuation.
New York, N. Y.	\$1,131,900,028	\$8,322,958,952
Chicago, Ill.	177,661,753	848,994,536
Philadelphia, Pa.	194,173,725	1,458,851,880
St. Louis, Mo.	68,556,028	614,993,752
Boston, Mass.	156,002,201	1,409,479,723
Cleveland, O.	63,072,831	274,970,605
Baltimore, Md.	50,973,824	682,633,316
Pittsburgh, Pa.	90,578,482	755,818,383
Detroit, Mich.	45,450,151	372,070,980
Buffalo, N. Y.	33,816,013	339,801,975
San Francisco, Cal.	39,471,922	515,420,989
Milwaukee, Wis.	25,980,177	247,573,150
Cincinnati, O.	48,194,890	256,253,260
Newark, N. J.	50,831,149	345,969,576
New Orleans, La.	32,748,985	230,931,347
Washington, D. C.	35,048,415	310,346,131
Los Angeles, Cal.	37,374,400	290,905,664
Minneapolis, Minn.	24,276,754	213,143,434
Jersey City, N. J.	13,552,716	241,561,118
Kansas City, Mo.	25,218,481	149,632,785
Seattle, Wash.	27,311,776	205,262,448
Indianapolis, Ind.	8,236,383	185,714,755
Providence, R. I.	16,317,012	259,145,060
Louisville, Ky.	18,299,095	173,780,853
Rochester, N. Y.	16,063,821	177,864,240
St. Paul, Minn.	17,100,000	133,608,888
Denver, Col.	14,088,828	135,467,050
Portland, Ore.	17,953,336	231,161,600
Columbus, O.	11,967,632	101,588,930
Toledo, O.	9,185,462	83,002,390
Atlanta, Ga.	10,513,513	120,480,498
Oakland, Cal.	12,824,430	107,157,050
Worcester, Mass.	13,391,772	141,896,607
Syracuse, N. Y.	11,912,277	113,847,973
New Haven, Conn.	5,630,589	126,825,548
Birmingham, Ala.	3,607,543	65,815,026
Memphis, Tenn.	12,381,821	92,984,254
Scranton, Pa.	3,657,168	72,509,180
Richmond, Va.	14,295,258	120,010,973
Paterson, N. J.	3,786,075	95,243,359
Omaha, Neb.	6,847,175	29,155,775
Fall River, Mass.	8,219,851	92,626,570
Dayton, O.	6,123,129	62,631,280
Grand Rapids, Mich.	5,639,176	83,528,700
Nashville, Tenn.	9,354,450	75,896,248
Lowell, Mass.	8,316,810	80,094,831
Cambridge, Mass.	16,189,886	106,958,135
Spokane, Wash.	3,468,594	85,619,405
Bridgeport, Conn.	3,875,238	84,724,478
Albany, N. Y.	8,434,389	93,495,318

*Value of land, buildings and equipment owned by city. †Assessed valuation of all real, personal and other property in city.

BASIS OF ASSESSMENT (PER CENT TRUE VALUE), 1910.

City.	Real property.	Personal property.
New York, N. Y.	100	100
Chicago, Ill.	33	25
Philadelphia, Pa.	100	100
St. Louis, Mo.	60	40
Boston, Mass.	100	100
Cleveland, O.	60	60
Baltimore, Md.	100	100
Pittsburgh, Pa.	80	80
Detroit, Mich.	100	100
Buffalo, N. Y.	75	75
San Francisco, Cal.	50	20
Milwaukee, Wis.	60	60
Cincinnati, O.	60	60
Newark, N. J.	100	100
New Orleans, La.	75	75
Washington, D. C.	67	100
Los Angeles, Cal.	50	25
Minneapolis, Minn.	50	33
Jersey City, N. J.	100	100
Kansas City, Mo.	50	50
Seattle, Wash.	45	45
Indianapolis, Ind.	60	60
Providence, R. I.	100	100
Louisville, Ky.	70	70
Rochester, N. Y.	80	80
St. Paul, Minn.	60	30
Denver, Col.	50	50
Portland, Ore.	57	57
Columbus, O.	60	60
Toledo, O.	60	60
Atlanta, Ga.	50	60
Oakland, Cal.	50	50
Worcester, Mass.	100	100
Syracuse, N. Y.	88	100
New Haven, Conn.	100	100
Birmingham, Ala.	50	50
Memphis, Tenn.	60	40
Scranton, Pa.	80	80
Richmond, Va.	75	75
Paterson, N. J.	100	100
Omaha, Neb.	15	15
Fall River, Mass.	100	100
Dayton, O.	60	60
Grand Rapids, Mich.	80	80
Nashville, Tenn.	75	75
Lowell, Mass.	100	100
Cambridge, Mass.	100	100
Spokane, Wash.	41	41
Bridgeport, Conn.	100	100
Albany, N. Y.	100	100

TAX LEVIES AND TAX RATES (1910).

City.	Levy.	*Rate per \$1,000.	†Per capita.
New York, N. Y.	\$136,327,740	\$17.73	\$28.60
Chicago, Ill.	37,279,538	13.53	17.06
Philadelphia, Pa.	21,465,806	14.66	13.81
St. Louis, Mo.	11,618,303	11.41	16.91
Boston, Mass.	9,227,003	15.05	31.67
Cleveland, O.	2,168,200	20.14	16.46
Baltimore, Md.	8,980,284	18.89	16.08
Pittsburgh, Pa.	12,291,938	12.93	22.88
Detroit, Mich.	7,390,684	19.86	15.87
Buffalo, N. Y.	7,920,223	18.67	18.69
San Francisco, Cal.	8,488,984	6.65	20.36
Milwaukee, Wis.	6,066,640	14.70	16.23
Cincinnati, O.	7,348,115	17.21	20.21
Newark, N. J.	6,862,905	16.72	16.65
New Orleans, La.	5,353,938	17.25	15.66
Washington, D. C.	4,655,192	10.28	14.06
Los Angeles, Cal.	6,292,631	9.42	19.71
Minneapolis, Minn.	5,193,095	11.50	17.23
Jersey City, N. J.	3,048,766	12.60	11.37
Kansas City, Mo.	4,312,748	11.30	13.74
Seattle, Wash.	4,542,073	9.96	19.15
Indianapolis, Ind.	8,211,593	9.24	12.24
Providence, R. I.	3,343,468	14.70	16.98
Louisville, Ky.	3,214,946	12.95	14.36
Rochester, N. Y.	3,410,800	16.06	15.64
St. Paul, Minn.	2,756,284	10.68	12.98
Denver, Col.	4,505,033	16.63	21.11
Portland, Ore.	2,722,663	6.71	13.14
Columbus, O.	2,554,807	15.09	14.08
Toledo, O.	2,309,820	16.70	13.71

City.	Levy.	*Rate per \$1,000.	†Per capita.
Atlanta, Ga.....	1,527,764	7.50	9.73
Oakland, Cal.....	1,648,168	7.69	10.98
Worcester, Mass.....	2,073,456	14.01	13.63
Syracuse, N. Y.....	2,159,904	17.58	15.74
New Haven, Conn.....	2,080,101	16.00	15.19
Birmingham, Ala.....	658,150	5.00	4.96
Memphis, Tenn.....	1,627,224	9.71	12.41
Scranton, Pa.....	1,081,773	11.34	7.92
Richmond, Va.....	1,696,013	10.50	13.16
Paterson, N. J.....	1,102,742	11.33	8.59
Omaha, Neb.....	1,812,268	9.32	14.60
Fall River, Mass.....	1,532,928	15.84	12.33
Dayton, O.....	1,495,009	14.32	12.82
Grand Rapids, Mich.....	1,181,271	11.31	10.49
Nashville, Tenn.....	1,118,956	11.06	10.14
Lowell, Mass.....	1,419,799	17.02	12.85
Cambridge, Mass.....	2,101,567	18.61	18.98
Spokane, Wash.....	1,499,134	7.18	14.36
Bridgeport, Conn.....	1,388,842	15.71	13.04
Albany, N. Y.....	1,403,471	15.39	14.00

*Rate of general property taxes per \$1,000 of reported true value. †Per capita of property taxes.

PER CAPITA RECEIPTS, PAYMENTS AND DEBT (1910).

City.	*Receipts.	†Paymts.	‡Debt.
New York, N. Y.....	\$11.49	\$50.35	\$214.96
Chicago, Ill.....	23.04	27.58	43.75
Philadelphia, Pa.....	24.57	27.27	64.73
St. Louis, Mo.....	28.47	28.04	42.16
Boston, Mass.....	48.62	44.10	172.13
Cleveland, O.....	26.05	28.03	76.12
Baltimore, Md.....	24.43	27.63	111.04
Pittsburgh, Pa.....	35.25	35.01	105.71
Detroit, Mich.....	24.39	23.39	29.64
Buffalo, N. Y.....	25.55	33.29	64.27
San Francisco, Cal.....	29.37	42.43	41.79
Milwaukee, Wis.....	22.05	25.21	35.09
Cincinnati, O.....	37.36	41.30	173.11
Newark, N. J.....	33.04	31.88	110.18
New Orleans, La.....	22.36	25.62	108.82
Washington, D. C.....	38.39	35.04	40.07
Los Angeles, Cal.....	32.69	49.71	69.34
Minneapolis, Minn.....	25.83	29.66	58.44
Jersey City, N. J.....	20.06	21.55	81.99
Kansas City, Mo.....	28.21	28.93	33.83
Seattle, Wash.....	48.92	65.96	122.66
Indianapolis, Ind.....	18.67	19.72	20.94
Providence, R. I.....	24.61	22.39	87.75
Louisville, Ky.....	24.22	29.11	59.24
Rochester, N. Y.....	25.71	27.60	65.84
St. Paul, Minn.....	20.94	24.36	57.84
Denver, Col.....	33.05	31.06	29.51
Portland, Ore.....	32.63	51.96	78.41
Columbus, O.....	23.17	23.02	87.05
Toledo, O.....	20.50	20.59	65.51
Atlanta, Ga.....	18.23	20.20	35.07
Oakland, Cal.....	26.40	26.02	31.07
Worcester, Mass.....	24.35	26.66	71.22
Syracuse, N. Y.....	24.16	26.99	72.70
New Haven, Conn.....	18.00	19.40	30.56
Birmingham, Ala.....	9.36	15.60	47.84
Memphis, Tenn.....	20.64	32.85	78.62
Scranton, Pa.....	13.25	15.23	26.40
Richmond, Va.....	22.89	24.70	87.95
Paterson, N. J.....	15.40	15.94	36.18
Omaha, Neb.....	25.52	26.22	72.53
Fall River, Mass.....	18.53	28.89	61.84
Dayton, O.....	17.74	18.47	44.62
Grand Rapids, Mich.....	17.03	28.96	32.48
Nashville, Tenn.....	16.48	16.44	50.55
Lowell, Mass.....	19.47	18.34	39.45
Cambridge, Mass.....	27.20	24.17	112.48
Spokane, Wash.....	33.98	58.72	85.69
Bridgeport, Conn.....	15.58	16.54	21.55
Albany, N. Y.....	21.22	22.51	50.87

*Revenue receipts. †Governmental cost payments. ‡Gross debt in 1910.

PER CAPITA PAYMENTS FOR SPECIFIED PURPOSES (1910).

City.	Gvmt.	Police.	Fire.	Health.	tation.
New York, N. Y.....	\$3.14	\$3.44	\$1.97	\$0.60	\$2.01
Chicago, Ill.....	2.55	2.96	1.41	0.22	1.37
Philadelphia, Pa.....	2.93	2.94	0.96	0.34	1.20
St. Louis, Mo.....	2.09	2.93	1.65	0.26	1.54
Boston, Mass.....	3.03	3.32	2.34	0.68	2.44

City.	Gvmt.	Police.	Fire.	Health.	tation.
Cleveland, O.....	2.16	1.50	1.36	0.28	1.18
Baltimore, Md.....	1.72	2.31	1.60	0.29	1.32
Pittsburgh, Pa.....	2.92	2.06	1.87	0.47	1.38
Detroit, Mich.....	1.80	1.75	1.76	0.25	1.11
Buffalo, N. Y.....	2.07	2.36	2.27	0.27	1.19
San Francisco, Cal.....	3.32	3.55	3.45	0.28	1.23
Milwaukee, Wis.....	1.98	1.58	1.98	0.20	1.84
Cincinnati, O.....	3.15	2.34	2.33	0.21	1.40
Newark, N. J.....	2.06	2.36	1.78	0.59	1.53
New Orleans, La.....	1.76	1.23	1.44	0.51	1.80
Washington, D. C.....	2.06	3.37	1.96	0.46	1.95
Los Angeles, Cal.....	2.84	1.51	1.13	0.24	0.62
Minneapolis, Minn.....	1.84	1.24	1.81	0.18	0.88
Jersey City, N. J.....	1.00	2.36	1.34	0.13	0.82
Kansas City, Mo.....	1.82	2.01	1.55	0.20	1.11
Seattle, Wash.....	1.83	1.76	1.70	0.50	0.87
Indianapolis, Ind.....	0.54	1.64	2.00	0.20	1.06
Providence, R. I.....	1.05	2.03	2.07	0.34	1.10
Louisville, Ky.....	1.20	1.92	1.59	0.25	1.13
Rochester, N. Y.....	1.44	1.86	2.17	0.27	1.79
St. Paul, Minn.....	1.12	1.31	1.73	0.17	0.80
Denver, Col.....	3.77	1.28	1.70	0.39	0.72
Portland, Ore.....	0.84	1.25	1.67	0.10	0.86
Columbus, O.....	0.90	1.41	1.72	0.22	1.11
Toledo, O.....	0.97	1.21	1.55	0.15	0.59
Atlanta, Ga.....	0.78	1.55	1.30	0.35	1.55
Oakland, Cal.....	1.24	1.24	1.37	0.14	0.90
Worcester, Mass.....	0.92	1.41	1.73	0.37	1.50
Syracuse, N. Y.....	1.67	1.43	1.64	0.57	1.38
New Haven Conn.....	1.05	1.97	1.85	0.20	0.75
Birmingham, Ala.....	0.57	0.94	1.21	0.24	0.63
Memphis, Tenn.....	0.86	1.53	1.40	0.40	1.12
Scranton, Pa.....	0.70	0.82	0.76	0.07	0.96
Richmond, Va.....	1.27	1.21	1.27	0.28	1.05
Paterson, N. J.....	0.68	1.41	1.76	0.16	0.69
Omaha, Neb.....	1.17	1.27	3.57	0.22	0.78
Fall River, Mass.....	0.76	1.42	1.38	0.51	0.89
Dayton, O.....	0.90	1.53	1.57	0.13	1.02
Grand Rapids, Mich.....	0.99	1.04	1.56	0.57	0.66
Nashville, Tenn.....	0.58	1.09	1.30	0.21	0.84
Lowell, Mass.....	0.92	1.45	1.65	0.23	0.94
Cambridge, Mass.....	1.08	1.61	1.23	0.57	1.62
Spokane, Wash.....	1.43	0.98	1.62	0.35	1.41
Bridgeport, Conn.....	0.80	1.32	1.76	0.09	0.88
Albany, N. Y.....	1.71	1.94	1.85	0.20	0.74

City.	High-ways.	*Char-ities.	†Libra-ries.	‡Recre-ation.	
New York, N. Y.....	\$3.29	\$2.09	\$6.45	\$0.36	\$0.72
Chicago, Ill.....	1.14	0.83	4.36	1.19	1.26
Philadelphia, Pa.....	1.74	1.70	3.92	0.24	0.52
St. Louis, Mo.....	2.41	1.25	4.23	0.23	0.46
Boston, Mass.....	3.37	2.40	6.59	0.57	1.47
Cleveland, O.....	1.63	1.07	4.79	0.51	0.47
Baltimore, Md.....	2.01	1.19	3.34	0.13	0.62
Pittsburgh, Pa.....	2.55	0.97	5.16	0.73	0.77
Detroit, Mich.....	2.34	0.76	3.78	0.25	0.76
Buffalo, N. Y.....	2.44	1.24	3.97	0.38	0.64
San Francisco, Cal.....	2.00	1.68	4.03	0.22	0.96
Milwaukee, Wis.....	1.49	1.22	4.41	0.32	0.45
Cincinnati, O.....	2.89	1.67	5.01	0.36	0.44
Newark, N. J.....	1.69	1.83	5.79	0.32	0.71
New Orleans, La.....	1.44	0.62	2.89	0.11	0.25
Washington, D. C.....	3.60	2.97	6.27	0.20	0.88
Los Angeles, Cal.....	2.44	0.80	3.77	0.33	0.59
Minneapolis, Minn.....	2.45	0.51	5.35	0.37	0.70
Jersey City, N. J.....	1.11	0.35	4.14	0.17	0.29
Kansas City, Mo.....	1.05	0.74	4.31	0.20	0.81
Seattle, Wash.....	1.27	0.11	5.29	0.48	0.60
Indianapolis, Ind.....	1.45	0.47	4.30	0.25	0.33
Providence, R. I.....	2.33	0.58	4.51	0.14	0.39
Louisville, Ky.....	1.50	1.05	3.38	0.29	0.38
Rochester, N. Y.....	2.33	1.01	4.51	0.32	0.86
St. Paul, Minn.....	2.33	0.44	4.04	0.28	0.62
Denver, Col.....	2.49	1.25	5.49	0.25	1.03
Portland, Ore.....	1.25	0.02	4.29	0.15	0.37
Columbus, O.....	0.51	0.24	4.21	0.14	0.12
Toledo, O.....	1.50	0.20	4.46	0.15	0.57
Atlanta, Ga.....	1.50	0.90	2.32	0.14	0.34
Oakland, Cal.....	2.27	0.02	4.03	0.34	0.37
Worcester, Mass.....	2.34	1.53	5.39	0.38	0.31
Syracuse, N. Y.....	1.77	1.13	4.56	0.33	0.33
New Haven, Conn.....	1.76	0.86	5.12	0.22	0.33
Birmingham, Ala.....	0.93	0.23	2.07	0.04	0.08
Memphis, Tenn.....	2.26	0.41	2.88	0.13	0.88
Scranton, Pa.....	1.20	4.27	0.17	0.13
Richmond, Va.....	1.23	0.60	2.34	0.01	0.43

City.	High-ways.	*Charities.	†Libraries.	‡Recreation.	City.	High-ways.	*Charities.	†Libraries.	‡Recreation.		
Pateron, N. J.....	0.87	0.44	4.09	0.20	0.17	Spokane, Wash.....	1.63	0.18	5.46	0.25	0.37
Omaha, Neb.....	1.68	0.44	4.74	0.24	0.33	Bridgeport, Conn.....	2.18	1.10	3.01	0.17	0.24
Fall River, Mass.....	1.95	1.33	3.95	0.25	0.20	Albany, N. Y.....	1.20	0.49	3.98	0.14	0.97
Dayton, O.....	1.36	0.65	4.32	0.21	0.11						
Grand Rapids, Mich.	0.88	0.30	4.48	0.43	0.27						
Nashville, Tenn.....	1.36	0.42	2.62	0.16	0.36						
Lowell, Mass.....	1.86	1.25	3.89	0.21	0.23						
Cambridge, Mass.....	2.22	0.84	5.01	0.28	0.66						

*Charities include hospitals and corrections, including art galleries and museums, including parks, playgrounds, baths and public entertainments. †Less than one-half of 1 cent.

DISTANCES BETWEEN AMERICAN CITIES.

By the shortest usually traveled railroad routes. Compiled from the war department's official table of distances.

FROM	New York.	Chicago.	Philadelphia.	St. Louis.	Boston.	Baltimore.	Cleveland.	Buffalo.	San Francisco.	Pittsburgh.	Cincinnati.	New Orleans.	Washington.	Minneapolis.	
Albany.....	145	832	236	1,028	202	333	480	297	3,106	567	724	917	1,517	1,142	1,252
Atlanta.....	876	733	755	611	1,106	638	736	919	2,805	805	492	818	996	648	1,153
Baltimore.....	188	802	97	934	418	474	338	3,076	334	593	887	1,184	40	1,222
Boston.....	217	1,034	321	1,230	418	682	499	3,308	674	926	1,119	1,602	458	1,454
Buffalo.....	442	525	416	731	499	338	183	2,799	270	427	610	1,256	438	945
Chicago.....	912	821	284	1,034	802	357	525	2,274	468	298	85	912	790	420
Cincinnati.....	757	296	696	341	926	583	244	427	2,572	315	383	829	583	718
Cleveland.....	584	357	493	545	682	474	431	2,631	135	244	442	1,073	497	734
Columbus, O.....	637	314	546	428	820	511	138	321	2,585	198	116	339	935	471	718
Denver.....	1,934	1,022	1,843	916	2,056	1,850	1,379	1,537	1,371	1,430	1,257	1,107	1,847	1,810	834
Detroit.....	636	272	669	488	750	649	173	251	2,546	321	263	357	1,032	655	692
Duluth.....	1,391	479	1,300	728	1,513	1,281	701	1,004	2,238	947	777	422	1,447	1,269	162
El Paso.....	2,310	1,465	2,219	1,245	2,414	2,179	1,703	1,915	1,287	1,866	1,586	1,550	1,195	2,139	1,521
Galveston.....	1,732	1,144	1,691	860	2,012	1,594	1,408	1,591	2,157	1,481	1,157	1,229	1,401	1,554	1,340
Grand Rapids, Mich.	821	178	815	462	878	796	332	739	2,452	462	308	263	1,090	764	598
Helenia.....	2,452	1,540	2,361	1,549	2,574	2,342	1,897	2,065	1,250	2,008	1,838	1,455	2,152	2,320	1,119
Indianapolis.....	825	183	734	240	965	704	283	460	2,457	381	111	208	888	694	608
Jacksonville, Fla.....	983	1,097	892	975	1,213	735	1,085	1,193	3,098	1,057	841	1,182	616	755	557
Kansas City.....	1,342	438	1,251	277	1,466	1,211	755	967	1,951	898	618	543	890	1,171	1,513
Los Angeles.....	3,149	2,265	3,058	2,084	3,273	3,018	2,522	2,774	475	2,705	2,425	2,350	2,007	2,578	2,301
Louisville.....	871	304	730	374	1,040	703	358	54	2,468	427	314	389	778	663	724
Memphis.....	1,57	527	1,066	311	1,387	969	738	921	2,439	807	494	612	386	929	871
Minneapolis.....	997	85	906	366	1,119	887	442	610	2,359	553	383	997	875	335
Mobile.....	1,332	420	1,241	569	1,454	1,222	777	945	2,066	888	718	335	1,285	1,210
Montreal.....	1,231	929	1,140	647	1,461	1,043	1,029	1,212	2,623	1,098	785	1,014	141	1,003	1,233
Newark, N. J.....	9	903	82	1,056	226	179	575	405	3,177	435	748	988	1,363	219	1,323
New Haven.....	76	960	167	1,141	140	264	628	445	3,254	520	833	1,065	1,438	304	1,400
New Orleans.....	1,372	912	1,281	699	1,602	1,184	1,073	1,256	2,482	1,142	829	997	1,144	1,285
New York.....	912	91	1,065	217	188	584	442	3,186	444	757	997	1,872	228	1,332
Ogden.....	2,496	1,494	2,315	1,414	2,528	2,296	1,851	2,019	780	1,362	1,792	1,579	1,891	2,284	1,816
Omaha.....	1,405	493	1,314	413	1,527	1,295	1,750	1,018	1,751	951	791	578	1,080	1,263	931
Philadelphia.....	441	821	374	821	97	493	419	3,065	353	646	908	1,281	137	1,241
Pittsburgh.....	444	468	353	621	874	534	135	270	2,42	313	553	1,142	302	889
Portland, Me.....	332	1,149	436	1,345	115	533	797	614	3,423	789	1,041	1,234	1,717	573	1,569
Portland, Ore.....	3,204	2,292	3,113	2,212	3,326	3,094	2,649	2,817	772	2,760	2,590	2,378	2,746	3,082	2,042
Providence.....	190	1,034	881	1,290	45	378	682	499	3,308	634	926	1,119	1,562	418	1,454
Quebec.....	530	1,013	621	1,343	402	718	795	612	3,287	876	1,089	1,098	1,827	786	1,433
Richmond, Va.....	343	879	252	918	573	155	553	553	3,153	417	581	964	1,046	115	1,299
Rochester, N. Y.....	373	603	361	739	430	354	251	68	2,877	338	495	688	1,324	894	1,023
St. Joseph, Mo.....	1,392	470	1,801	327	1,474	1,261	875	1,058	1,867	948	698	555	941	1,221	485
St. Louis.....	1,065	284	974	1,230	934	548	731	2,194	621	341	369	699	894	686
St. Paul.....	1,322	410	1,251	576	1,444	1,212	767	935	2,086	878	708	325	1,275	1,200	10
San Antonio.....	1,943	1,204	1,852	1,420	2,150	1,755	1,468	1,651	1,911	1,541	1,217	1,289	571	1,715	1,329
San Francisco.....	3,186	2,274	3,085	2,084	3,308	3,076	2,631	2,799	2,422	2,572	2,350	2,482	3,064	2,096
Seattle.....	2,812	1,900	2,721	1,982	2,934	2,702	2,257	2,425	1,204	957	2,707	2,537	2,154	2,931	3,029
Spokane.....	139	985	230	1,131	99	327	583	400	3,209	583	827	1,020	1,511	367	1,479
Springfield, Mass.....	1,195	1,308	1,104	1,187	1,425	1,007	1,297	1,405	3,310	1,269	1,053	1,394	828	967	1,729
Tampa, Fla.....	705	244	615	437	795	595	113	266	2,518	261	203	329	1,032	595	614
Toledo.....	228	790	137	894	458	40	437	438	3,064	302	553	875	1,141	1,210
Washington.....

DISTANCES BETWEEN GREAT SEAPORTS.

TO PRINCIPAL EUROPEAN PORTS.

Distances in nautical miles traversed by full powered steamships in traveling from Boston, New York, Philadelphia and Baltimore to London, Liverpool, Glasgow, Antwerp, Hamburg and Havre by northern and southern routes. Computed by United States hydrographic office.

From—	North-ern.	South-ern.
Boston (Boston lightship) to—		
London.....	3,139	3,258
Liverpool.....	2,896	3,033
Glasgow.....	2,815	2,937
Antwerp.....	3,184	3,303
Hamburg.....	3,446	3,565
Havre.....	2,990	3,109

From—	North-ern.	South-ern.
New York (the Battery) to—		
London.....	3,313	3,423
Liverpool.....	3,070	3,198
Glasgow.....	2,959	3,152
Antwerp.....	3,353	3,469
Hamburg.....	3,620	3,730
Havre.....	3,164	3,274
Philadelphia (Market street wharf) to—		
London.....	3,416	3,566
Liverpool.....	3,253	3,341
Glasgow.....	3,132	3,295
Antwerp.....	3,501	3,611
Hamburg.....	3,763	3,873
Havre.....	3,307	3,417

From—	North-	South-
Baltimore (the basin) to—	ern.	ern.
London	3,606	3,716
Liverpool	3,363	3,491
Glasgow	3,282	3,445
Antwerp	3,651	3,761
Hamburg	3,913	4,023
Havre	3,457	3,567

FROM OTHER EUROPEAN PORTS.

From—	Aug. 15-	Jan. 15-
Glasgow (Greenock) to—	Jan. 14	Aug. 14
Montreal by south of Cape Race	2,864	2,864
St. John, New Brunswick	2,673	2,830
Boston (navy yard)	2,776	2,934
New York (the Battery)	2,951	3,099
Philadelphia	3,104	3,252
Baltimore	3,258	3,406
Newport News	3,135	3,283
New Orleans	4,486	4,532
Galveston	4,662	4,705

Southampton to—	3,059	3,059
Montreal	3,059	3,059
St. John, New Brunswick	2,817	2,923
Boston (navy yard)	2,920	3,027
New York (the Battery)	3,095	3,192
Philadelphia	3,248	3,345
Baltimore	3,402	3,499
Newport News	3,279	3,376
New Orleans	4,620	4,625
Galveston	4,796	4,801

Bremen to—	3,534	3,534
Montreal	3,292	3,398
St. John, New Brunswick	3,295	3,502
Boston (navy yard)	3,570	3,667
New York (the Battery)	3,723	3,820
Philadelphia	3,877	3,974
Baltimore	3,754	3,851
Newport News	5,095	5,100
New Orleans	5,271	5,276
Galveston		

Rotterdam to—	3,293	3,293
Montreal	3,051	3,157
St. John, New Brunswick	3,154	3,261
Boston (navy yard)	3,329	3,426
New York (the Battery)	3,482	3,579
Philadelphia	3,636	3,733
Baltimore	3,513	3,610
Newport News	4,854	4,859
New Orleans	5,030	5,035
Galveston		

Copenhagen (via English channel) to—	3,834	3,834
Montreal	3,592	3,698
St. John, New Brunswick	3,695	3,802
Boston (navy yard)	3,870	3,967
New York (the Battery)	4,022	4,120
Philadelphia	4,177	4,274
Baltimore	4,054	4,151
Newport News	5,395	5,400
New Orleans	5,571	5,576
Galveston		

From—	Aug. 15-	Jan. 15-
Marseilles to—	Jan. 14	Aug. 14
Montreal	3,873	3,873
St. John, New Brunswick	3,605	3,620
Boston (navy yard)	3,708	3,724
New York (the Battery)	3,883	3,889
Philadelphia	4,036	4,042
Genoa to—		
Montreal	4,040	4,040
St. John, New Brunswick	3,772	3,757
Boston (navy yard)	3,875	3,891
New York (the Battery)	4,050	4,056

GENERAL TABLE.

Nautical miles from New York, New Orleans, San Francisco and Port Townsend by shortest all-water routes. [From "Transportation Routes and Systems of the World," by O. P. Austin of the bureau of statistics, Washington, D. C.]

Port.	New York.	New Orleans.	San Francisco.	Pt. Town- send.
Aden	6,532	7,870	11,500	11,300
Antwerp	3,358	4,853	13,671	14,446
Batavia	10,182	11,598	7,800	7,600
Bombay	8,120	9,536	9,780	9,580
Brest	2,954	4,458	13,209	13,984
Buenos Aires	5,868	6,318	7,511	8,286
Calcutta	9,830	11,239	8,990	8,896
Callao	9,603	10,142	4,012	4,769
Cape Town	6,815	7,374	10,454	11,229
Colombo	8,616	10,146	8,900	8,700
Colon	1,981	1,380	*3,324	*4,090
Gibraltar	3,207	4,576	12,734	13,509
Hamburg	3,620	5,243	13,998	14,773
Havana	1,227	897	12,900	13,675
Havre	3,164	4,760	13,307	14,082
Hongkong	11,610	12,892	6,086	5,886
Honolulu	13,269	13,719	2,097	2,370
Liverpool	3,070	4,553	13,503	14,278
Manila	11,556	12,946	6,289	5,999
Marseilles	3,876	5,266	13,324	14,095
Melbourne	12,670	12,933	7,040	7,311
Naples	4,172	5,562	13,699	14,474
New Orleans	1,741		13,539	14,298
New York		1,741	13,089	13,848
Nome	15,840	16,249	2,705	2,356
Odessa	5,370	6,760	14,897	15,672
Pernambuco	3,696	3,969	4,439	10,214
Port Said	5,122	6,509	12,810	12,610
Port Townsend	13,848	14,298	775	
Punta Arenas	6,890	7,340	6,199	6,958
Panama	*2,028	*1,427	3,277	4,052
Rio de Janeiro	4,778	5,218	8,339	9,114
San Francisco	13,089	13,539		775
St. Petersburg	4,632	6,223	†14,960	†15,730
San Juan, P. R.	1,428	1,539	12,199	12,974
Singapore	10,170	11,560	7,602	7,206
Sitka	14,391	14,841	1,302	732
Shanghai	12,360	13,750	5,550	5,290
Tehuantepec	†2,036	†812	†2,189	†2,964
Valparaiso	8,460	8,733	5,140	5,902
Vladivostok	17,036	17,445	4,706	4,357
Wellington	11,500	11,773	5,909	6,415
Yokohama	13,040	14,471	4,536	4,240
*Via Panama canal.				
†Approximately.				
‡Eastern end railroad.				
§Western end.				

PRINCIPAL SEAPORTS OF THE WORLD.

Vessel tonnage movement in the foreign trade at the principal ports of the world. [From reports compiled by the bureau of statistics, department of commerce and labor, Washington, D. C.]

Port.	Year.	Entered.	Cleared.
Aden, Arabia	1912	3,594,888	3,592,154
Alexandria, Egypt	1911	3,443,705	3,414,966
Antwerp, Belgium	1911	13,330,699	13,325,781
Baltimore, Md.	1912	1,192,037	1,489,400
Barcelona, Spain	1910	2,464,111	1,645,045
Bilbao, Spain	1910	2,148,286	1,609,378
Bombay, India	1911	1,829,997	1,652,871
Bordeaux, France	1910	2,062,188	2,194,755
Boston, Mass.	1912	2,948,244	1,872,493
Boulogne, France	1910	2,523,146	2,510,450
Bremen, Germany	1911	1,485,487	1,437,371
Bremerhaven, Germany	1911	1,696,538	1,608,888
Buenos Aires, Argentina	1908	5,931,477	5,079,863
Calcutta, India	1911	2,059,652	1,741,638
Calcutta, India	1911	2,195,902	1,952,023
Cape Town, U. of S. A.	1911	5,526,426	8,328,047
Cardiff, Wales	1911		

Port.	Year.	Entered.	Cleared.
Colombo, Ceylon	1911	7,074,152	7,023,170
Constantinople, Turkey	1912	*20,171,065	
Copenhagen, Denmark	1910	3,135,006	3,239,021
Fremantle, Australia	1911	802,860	607,842
Galveston, Tex.	1912	1,025,257	1,349,347
Genoa, Italy	1910	4,562,082	4,025,097
Gibraltar	1911	5,963,529	5,800,634
Glasgow, Scotland	1911	2,146,512	3,418,771
Hamburg, Germany	1911	11,830,949	11,945,239
Havana, Cuba	1911	3,117,313	3,121,372
Havre, France	1910	4,028,057	4,328,172
Hongkong (Victoria)	1910	4,562,082	4,025,097
Hull, England	1911	3,534,964	3,185,290
Kobe, Japan	1911	5,640,946	5,539,847
Liverpool, England	1911	7,857,719	6,880,271
London, England	1911	11,973,249	9,004,974
Marseilles, France	1910	8,161,344	8,186,315
Melbourne, Australia	1911	550,259	372,216
Moji, Japan	1911	4,036,431	4,113,479
Montreal, Canada	1912	1,702,690	1,683,261

Port.	Year.	Entered.	Cleared.	Port.	Year.	Entered.	Cleared.
Nagasaki, Japan.....	1911	2,418,310	2,382,144	Santos, Brazil.....	1911	3,440,880	2,310,411
Naples, Italy.....	1910	3,303,898	3,296,836	Shanghai, China.....	1911	9,170,309	9,429,996
New Orleans, La.....	1912	2,214,681	2,360,043	Singapore, Straits Sts.....	1911	7,737,785	7,717,691
New York, N. Y.....	1912	13,673,765	13,549,138	Sydney, Australia.....	1911	991,706	944,972
Odessa, Russia.....	1910	1,413,157	1,354,952	Tampico, Mexico.....	1911	551,698	762,195
Philadelphia, Pa.....	1912	2,700,193	2,187,403	Tyne ports, England.....	1911	5,954,498	6,842,199
Port Natal, U. of S. A.....	1911	3,078,745	3,133,359	Trieste, Austria.....	1911	2,031,995	2,021,034
Puget Sound, Wash.....	1912	2,498,150	2,857,818	Valette, Malta.....	1912	4,119,221	4,121,599
Riga, Russia.....	1910	1,683,826	1,744,846	Vancouver, Canada.....	1912	1,884,846	1,874,269
Rio de Janeiro, Brazil.....	1911	4,541,820	3,696,907	Vera Cruz, Mexico.....	1911	995,086	788,024
Rotterdam, Holland.....	1911	11,052,186	10,800,490	Victoria, Canada.....	1912	1,874,102	1,748,749
St. Petersburg, Russia.....	1910	1,897,547	1,894,816	Vladivostok, Russia.....	1910	895,417	826,250
San Francisco, Cal.....	1912	928,289	1,154,942	Yokohama, Japan.....	1911	3,645,162	3,448,773

WINES AND LIQUORS CONSUMED IN THE UNITED STATES.

YEAR.	WINES.		MALT LIQUORS.		DISTILLED SPIRITS.		Total wines and liquors.	Per capita of all wines and liquors.
	Consumption.	Per capita	Consumption	Per capita	Consumption.	Per capita.		
	Gallons.	Gals.	Gallons.	Gals.	Pf. gallons.	Pf. gls.		
1840.....	4,873,086	.29	23,310,845	1.36	43,060,884	2.52	17,244,823	4.17
1850.....	6,515,871	.27	30,953,009	1.58	51,833,473	2.23	94,712,353	4.08
1860.....	11,059,141	.35	101,346,063	5.22	83,968,651	2.86	202,574,461	6.43
1870.....	12,225,067	.39	204,756,156	5.31	79,893,708	2.07	296,876,931	7.00
1880.....	28,008,179	.59	414,220,165	8.26	63,526,694	1.27	506,076,400	10.79
1890.....	28,945,993	.46	855,792,335	13.67	87,829,562	1.40	972,578,878	15.53
1900.....	29,988,467	.39	1,221,500,160	16.01	97,248,382	1.27	1,349,176,033	17.76
1905.....	35,069,717	.41	1,508,150,770	18.02	120,870,278	1.42	1,694,322,765	19.85
1906.....	46,485,223	.53	1,699,985,642	19.54	127,754,544	1.47	1,874,235,409	21.55
1907.....	57,738,848	.65	1,821,867,627	20.56	140,084,436	1.58	2,019,690,911	22.79
1908.....	52,121,646	.58	1,828,732,448	20.26	125,379,314	1.39	2,006,233,408	22.22
1909.....	61,779,549	.67	1,752,634,426	19.07	121,130,036	1.32	1,935,544,011	21.06
1910.....	60,548,078	.65	1,851,340,256	19.79	133,538,684	1.42	2,045,427,018	21.86
1911.....	63,859,232	.67	1,966,911,744	20.06	138,586,989	1.46	2,169,356,693	22.79
1912.....	66,424,711	.68	1,932,531,184	19.46	139,406,331	1.44	2,128,452,236	21.98

COFFEE AND TEA CONSUMED IN THE UNITED STATES.

YEAR ENDED JUNE 30.	COFFEE.				TEA.			
	Imports.		Price*	Per capita†	Imports.		Price*	Per capita†
	Pounds.	Value.	Cents.	Lbs.	Pounds.	Value.	Cents.	Lbs.
1890.....	51,488,248	\$4,227,021	8.3	2.98	8,600,415	\$2,425,018	28.3	.53
1840.....	94,906,905	8,546,222	8.8	5.06	20,006,595	5,427,010	24.1	.90
1850.....	145,272,687	11,234,855	7.6	5.60	29,872,654	4,719,232	24.1	1.22
1860.....	202,144,733	21,883,797	10.8	5.79	31,696,657	8,915,327	26.3	.84
1870.....	235,256,574	24,234,879	10.3	6.00	47,408,481	13,863,273	29.4	1.10
1880.....	446,850,727	60,360,769	13.5	8.78	72,162,936	19,782,931	27.4	1.39
1890.....	499,159,120	78,287,432	16.0	7.83	83,886,829	12,317,493	15.0	1.33
1900.....	787,391,911	52,467,943	7.5	9.81	84,845,107	10,558,110	12.4	1.09
1905.....	1,046,028,441	84,710,383	8.1	12.00	102,706,599	16,230,858	15.8	1.19
1906.....	853,739,615	73,514,444	8.6	9.74	93,621,750	14,890,878	15.6	1.06
1907.....	986,535,923	78,382,323	7.9	11.17	86,368,490	13,915,544	16.1	.96
1908.....	832,022,410	67,833,830	7.6	9.84	94,149,564	16,304,877	17.3	1.03
1909.....	1,051,749,705	79,341,076	7.5	11.45	114,916,520	18,662,678	16.2	1.25
1910.....	873,983,689	69,504,647	7.9	9.33	85,626,370	13,671,946	16.0	.89
1911.....	878,322,468	90,949,963	10.3	9.27	102,653,942	17,613,569	17.2	1.04
1912.....	897,747,747	118,233,958	13.3	9.23	101,406,816	18,207,141	18.0	1.05

*Average import price per pound. †Consumption per capita based on net imports.

PORK PACKING STATISTICS.

Season from Nov. 1 to March 1.

CITY.	1911-12	1910-11	1909-10	1908-09	1907-08	1906-07	1905-06	1904-05	1903-04
	No. hogs	No. hogs	No. hogs	No. hogs	No. hogs	No. hogs	No. hogs	No. hogs	No. hogs
Chicago.....	2,638,044	2,067,995	2,063,544	2,640,765	2,570,475	2,493,739	2,592,866	2,812,588	2,925,900
Cincinnati.....	262,249	206,562	196,471	245,323	297,472	226,988	255,167	268,269	247,947
Indianapolis.....	623,208	418,743	469,081	703,235	747,074	504,486	600,423	516,230	479,380
Kansas City.....	1,393,875	919,382	985,118	1,520,481	1,395,221	1,135,931	1,202,796	1,281,408	861,674
Louisville.....	70,100	58,190	69,853	96,006	83,647	69,381	154,767	184,446	126,251
*Milwaukee.....	551,619	415,191	365,823	583,338	684,060	453,463	467,407	384,423	423,024
Omaha.....	949,232	574,619	531,049	700,772	742,734	687,274	800,470	738,131	746,596
St. Louis.....	1,021,193	720,586	705,368	884,937	706,029	656,636	680,132	761,982	627,550

*Includes Cudahy..

PRODUCTION OF IRON AND STEEL RAILS IN THE UNITED STATES.

Year.	Iron.	Steel.	Total.	Year.	Iron.	Steel.	Total.
1900.....	1,592	2,274,108	2,275,700	1911.....	230	3,635,801	3,636,031
1905.....	871	2,283,840	2,284,711	1912.....	234	2,822,554	2,822,790
1910.....	3,023,845	3,023,845				

UNITED STATES MORTALITY STATISTICS.

[Bureau of the census report.]

DEATHS PER 1,000 OF POPULATION IN THE REGISTRATION AREA.

Annual av.	1906-1910.	1907.	1908.	1909.	1910.	1911.
The registration area.....	15.1	16.0	14.8	14.4	15.0	14.2
Registration cities.....	16.2	17.1	15.7	15.4	16.1	15.3
Registration states.....	15.0	15.9	14.7	14.2	14.7	13.9
Cities in registration states.....	16.3	17.5	15.9	15.4	15.9	15.1
Rural part of registration states.....	13.4	14.0	13.3	13.0	13.4	12.7
Registration cities in other states.....	15.9	16.3	15.4	15.6	16.9	16.9

The registration area includes twenty-three states, the District of Columbia and thirty-eight cities in nonregistration states, containing 57.9 per cent of the total estimated population of continental United States. The total number of deaths reported in this area in 1911 was 839,284. The estimated population of the area was 59,275,977 and the death rate was consequently 14.2 per 1,000 of population.

IN REGISTRATION STATES.

Death rates per 1,000 population.

State.	1906.	1907.	1908.	1909.	1910.	1911.
California.....	14.1	14.6	14.1	13.4	13.5	13.7
Colorado.....	14.0	15.3	14.5	14.2	13.8	12.9
Connecticut.....	16.2	16.5	14.8	15.0	15.6	15.4
Indiana.....	12.8	13.0	12.8	12.9	13.5	12.9
Kentucky.....	13.2
Maine.....	16.0	16.4	15.7	15.6	17.1	16.1
Maryland.....	16.0	16.4	15.8	15.5	16.0	15.8
Massachusetts.....	16.3	17.0	15.9	15.4	16.1	15.3
Michigan.....	14.0	13.6	13.4	13.1	14.1	13.2
Minnesota.....	10.9
Missouri.....	13.1
Montana.....	10.6
New Hampshire.....	17.7	17.6	16.8	16.9	17.3	17.1
New Jersey.....	15.9	16.1	14.8	14.7	15.5	14.7
New York.....	16.9	17.3	15.9	15.7	16.1	15.5
North Carolina.....	18.7
Ohio.....	12.9
Pennsylvania.....	16.0	15.9	15.1	14.7	15.6	14.2
Rhode Island.....	17.4	17.8	15.9	15.6	17.1	15.5
Utah.....	10.8
Vermont.....	16.7	16.2	15.9	15.7	16.0	15.8
Washington.....	9.3	9.8	10.0	8.9
Wisconsin.....	11.7	11.8	12.0	11.5

Total.....15.7 15.9 14.7 14.2 14.7 13.9
Total includes District of Columbia. Blanks indicate that the states concerned were not registration states in the years specified.

DEATH RATES IN AMERICAN CITIES.

Per 1,000 of population.

City.	Annual av.	1906-1910.	1907.	1908.	1909.	1910.	1911.
Alhany, N. Y.....	19.2	18.6	17.6	19.4	20.4
Atlanta, Ga.....	19.4	21.4	18.1	17.9	18.9	18.8
Baltimore, Md.....	19.5	20.5	19.0	18.7	19.2	18.4
Birmingham, Ala.....	17.8	18.2	19.5	18.2
Boston, Mass.....	17.9	18.6	18.3	16.8	17.2	17.1
Bridgeport, Conn.....	15.5	17.2	14.5	14.4	15.2	13.9
Buffalo, N. Y.....	16.0	16.7	15.3	15.2	16.3	14.5
Cambridge, Mass.....	15.1	15.7	14.5	14.6	15.1	15.2
Chicago, Ill.....	14.9	15.7	14.5	14.6	15.1	14.5
Cincinnati, O.....	18.1	18.1	18.0	16.5	17.4	16.5
Cleveland, O.....	14.1	15.2	13.2	13.9	14.3	13.8
Columbus, O.....	15.1	15.5	15.2	14.0	15.4	14.3
Dayton, O.....	15.5	17.1	14.8	15.4	14.8	13.7
Denver, Col.....	17.5	18.7	18.3	17.0	16.4	15.5
Detroit, Mich.....	14.8	14.9	13.7	14.0	15.9	14.4
Fall River, Mass.....	19.7	21.3	20.5	19.1	18.4	17.4
Grand Rapids, Mich.....	13.3	13.1	12.7	11.9	14.6	13.6
Indianapolis, Ind.....	15.2	15.8	14.2	14.3	16.3	14.7

DEATHS FROM CERTAIN CAUSES (1911).

Number in registration area and rate per 100,000 of population,

Cause.	Number.	Rate.	Cause.	Number.	Rate.	Cause.	Number.	Rate.
All causes.....	839,284	1,415.9	Smallpox.....	130	0.2	Whooping cough.....	6,682	11.3
Typhoid fever.....	12,451	21.0	Measles.....	5,922	10.0	Diphtheria, croup.....	11,174	18.9
Malaria.....	1,802	3.0	Scarlet fever.....	5,243	8.8	Influenza.....	9,294	15.7

City.	Annual av.	1906-1910.	1907.	1908.	1909.	1910.	1911.
Jersey City, N. J.....	17.7	19.1	17.4	16.8	16.3	15.8
Kansas City, Mo.....	14.6	15.3	14.1	14.4	15.9	15.4
Los Angeles, Cal.....	14.8	16.5	13.8	13.7	14.0	14.5
Louisville, Ky.....	17.4	19.0	17.0	15.5	16.7	16.1
Lowell, Mass.....	19.4	20.6	19.2	18.0	19.7	17.7
Memphis, Tenn.....	20.6	21.5	20.1	20.1	21.4	21.3
Milwaukee, Wis.....	13.7	13.8	12.7	13.7	13.8	11.9
Minneapolis, Minn.....	11.0	10.6	10.7	10.7	12.3	11.5
Nashville, Tenn.....	19.3	19.6	19.4	18.1	18.7	20.5
Newark, N. J.....	17.2	18.5	16.2	16.5	16.5	14.3
New Haven, Conn.....	17.3	18.1	16.4	16.9	16.5	16.7
New Orleans, La.....	21.7	23.5	22.3	20.2	21.3	20.4
New York, N. Y.....	16.9	18.3	16.3	16.0	16.0	15.2
Oakland, Cal.....	15.4	18.6	14.9	14.2	12.7	12.7
Omaha, Neb.....	13.8	15.5	13.2	14.7	15.1	14.3
Paterson, N. J.....	15.7	15.6	15.5	15.3	14.7	14.6
Philadelphia, Pa.....	17.7	18.6	17.3	16.4	17.4	16.6
Pittsburgh, Pa.....	18.0	19.3	17.3	15.8	17.9	14.9
Portland, Ore.....	10.3	11.0	9.9	9.8	11.0	10.9
Providence, R. I.....	17.6	19.1	16.6	16.1	17.7	15.6
Richmond, Va.....	22.5	23.4	21.7	20.7	22.6	21.0
Rochester, N. Y.....	14.7	15.5	13.7	14.4	14.4	14.6
St. Louis, Mo.....	15.6	15.9	14.7	15.8	15.8	15.4
St. Paul, Minn.....	11.0	10.9	10.5	11.4	11.9	10.9
San Francisco, Cal.....	16.1	16.6	15.5	15.0	15.1	15.2
Scranton, Pa.....	16.3	15.7	16.4	16.3	16.4	14.8
Seattle, Wash.....	9.8	10.8	9.3	10.0	10.1	8.8
Spokane, Wash.....	12.8	13.3	13.4	12.6	13.0	11.6
Syracuse, N. Y.....	15.2	15.3	15.7	14.5	15.4	14.3
Toledo, O.....	14.9	15.3	14.6	14.6	14.6	14.9
Washington, D. C.....	19.6	20.1	19.1	19.0	19.6	18.7
Worcester, Mass.....	17.1	19.1	16.7	15.5	16.9	15.7

DEATH RATES IN FOREIGN COUNTRIES.

Per 1,000 persons living.

Country.	1910.	1910.	Country.	1910.	1910.
Australia.....	10.4	10.7	Japan.....	*22.0	†20.9
Austria.....	21.2	22.3	Netherlands.....	13.6	14.3
Belgium.....	*15.8	†17.0	New Zealand.....	9.7	9.7
Bulgaria.....	*26.6	†22.5	Norway.....	13.5	13.8
Ceylon.....	27.3	30.8	Ontario (prov.).....	14.0	14.0
Chile.....	32.5	31.3	Prussia.....	16.0	17.3
Denmark.....	12.9	13.7	Roumania.....	25.2	26.0
England, Wales.....	13.5	14.7	Russia (Europ'n) ‡	730.9
Finland.....	16.6	17.4	Scotland.....	15.3	16.1
France.....	17.9	19.2	Servia.....	*29.3	†22.4
Germany.....	*17.2	†19.9	Spain.....	23.3	24.3
Hungary.....	23.6	25.0	Sweden.....	14.0	14.3
Ireland.....	17.1	17.3	Switzerland.....	*16.1	†17.5
Italy.....	19.6	21.0	*1909, †1901 to 1905.	†No figures available.
Jamaica.....	23.1	24.4

DEATH RATES IN FOREIGN CITIES.

Per 1,000 persons living.

City.	1910.	1911.	City.	1910.	1911.
Amsterdam.....	12.2	12.4	Montreal.....	22.4	*
Belfast.....	18.6	17.2	Moscow.....	26.9	27.2
Berlin.....	14.7	15.6	Munich.....	15.9	15.8
Breslau.....	19.1	19.5	Paris.....	16.7	17.2
Brussels.....	13.6	13.9	Prague.....	15.4	15.3
Budapest.....	19.3	19.4	Rio de Janeiro.....	20.6	20.4
Bucharest.....	25.6	26.1	Rotterdam.....	15.2	12.1
Christiania.....	11.9	13.5	St. Petersburg.....	24.1	20.8
Copenhagen.....	14.2	14.8	Stockholm.....	14.6	12.7
Crodenen.....	19.1	14.6	Sydney.....	10.4	10.9
Dublin.....	19.9	21.4	The Hague.....	12.5	12.7
Edinburgh.....	14.0	16.0	Toronto.....	21.3	*
Glasgow.....	15.1	17.7	Trieste.....	22.9	24.0
Hamburg.....	14.2	14.7	Turin.....	14.9	*
London.....	12.7	15.0	Venice.....	19.0	22.8
Melbourne.....	12.7	12.8	Vienna.....	15.8	16.4
Milan.....	17.1	20.1

*Figures not available.

Cause.	Number.	Rate.	Cause.	Number.	Rate.	Cause.	Number.	Rate.
Tuberculosis of lungs	81,796	138.0	Bronchitis, chronic	5,077	8.6	Cirrhosis of liver	8,310	14.0
Tuberc. meningitis	5,237	8.8	Pneumonia	52,868	89.2	Bright's disease	57,803	97.5
Other tuberculosis	7,172	12.1	Other respiratory dis.	3,223	5.4	Puerperal fever	4,376	7.4
Cancer	44,024	74.3	Stomach diseases	10,917	18.1	Congenital debility	46,399	79.1
Meningitis	7,285	12.3	Diarrhea, enteritis	45,868	77.4	Senility	13,974	23.6
Cerebral hemorrhage	45,309	76.4	Appendicitis	6,896	11.6	Violence	*54,028	91.1
Heart disease (org.)	83,525	140.9	Hernia	7,061	11.9	Suicide	9,622	16.2
Bronchitis, acute	6,482	10.9						

*Exclusive of suicides.

DEATHS FROM EXTERNAL CAUSES (1911).

Number in registration area and rate per 100,000 of population.

Cause.	No.	Rate.	Cause.	No.	Rate.	Cause.	No.	Rate.
Suicide	9,622	16.2	In mines and quarries	2,372	4.0	Excessive cold	188	0.3
Foof poisoning	481	0.8	By machines	1,239	2.1	Effects of heat	3,165	5.3
Other poisoning	1,399	2.4	Other crushing	13,572	22.9	Lightning	240	0.4
Conflagration	869	1.5	Railroad accidents	7,696	13.0	Electricity	513	0.9
Burns (except conflag.)	4,567	7.7	Street car accidents	1,883	3.2	Fractures	363	0.6
Absorption of gas	2,143	3.6	Automobile accidents	1,291	2.2	Other violence	2,471	4.2
Drowning (accidental)	5,571	9.4	By other vehicles	2,237	3.8	Homicide (total)	3,907	6.6
Traumatism by firearms	1,327	2.2	Landslide	465	0.8	By firearms	2,347	4.0
By cutting, etc.	122	0.2	Injuries by animals	520	0.9	By cutting, piercing	638	1.1
By fall	8,905	15.0	Starvation	94	0.2	By other means	922	1.6

DEATH RATES BY AGE AND SEX (1911).

Per 1,000 of population.

Age groups.	Both sexes.	Males.	Fe- males.	Age groups.	Both sexes.	Males.	Fe- males.	Age groups.	Both sexes.	Males.	Fe- males.
All ages	14.9	15.8	14.4	10 to 14 years	2.2	2.4	2.1	45 to 54 years	14.5	16.1	12.9
Under 5 years	36.6	39.8	33.3	15 to 19 years	3.5	3.7	3.3	55 to 64 years	28.4	30.9	26.0
Under 1 year	125.5	138.6	112.1	20 to 24 years	5.0	5.3	4.7	65 to 74 years	58.3	61.6	55.1
1 to 4 years	12.8	13.3	12.2	25 to 34 years	6.3	6.7	6.0	75 years and over	143.0	147.4	139.2
5 to 9 years	3.2	3.4	3.1	35 to 44 years	9.4	10.4	8.3				

DEATH RATES BY COLOR (1911).

Per 100,000 of population.

Cause.	White.	Colored.	Cause.	White.	Colored.	Cause.	White.	Colored.
All causes	1,373.7	2,180.1	Cancer	75.0	57.0	Bright's disease	94.3	170.4
Typhoid	19.9	44.9	Heart disease	137.8	211.8	Violence	88.7	146.0
Influenza	15.3	23.9	Bronchitis	18.9	33.6	Suicide	16.5	10.3
Tuberculosis (lungs)	126.2	405.3	Pneumonia	128.4	252.2			

DEATHS FROM TUBERCULOSIS.

The total number of deaths from all forms of tuberculosis in the registration area during 1911 was 94,205, the death rate being 158.9 per 100,000—slightly lower than the rates for the preceding years (160.3 and 160.8 for 1910 and 1909, respectively). The rates for these three years were considerably lower than the annual averages for the quinquennial periods 1901 to 1905 (192.6) and 1906 to 1910 (168.7). There would consequently appear to be a marked reduction in the death rate from this disease, though the rate for 1909, 1910 and 1911 remained practically unchanged.

The death rate of the colored population from tuberculosis of the lungs was more than three times the death rate of the white population in 1911. The rate for the former was 405.3 and for the latter 126.2.

The highest death rates from tuberculosis shown for the states in the registration area were those of Kentucky (229.3), Colorado (218), California (206.8), Maryland (203.3), and the lowest rates were those of Utah (46.7), Michigan (96.1), Wisconsin (103.8), Washington (106.7) and Montana (107.1).

The cities of 100,000 population or over in 1910 having the highest death rates from tuberculosis in 1911 were Denver (292.7), Los Angeles (277.5), Albany (269.4), Cincinnati (265.3) and New Orleans (260.5). Those with the lowest rates were Milwaukee (106.4), Portland, Ore. (106.9), Spokane (109.4), Grand Rapids (110.3) and Scranton (112.7).

It must be remembered that in such states as Colorado and California and such cities as Denver and Los Angeles the high death rates from tuberculosis are in large part due to the fact that many nonresidents suffering from the disease go there in the hope of being benefited by the climate. The returns include the deaths of such nonresidents.

DEATHS FROM CANCER.

Cancer caused 44,024 deaths in the registration area in 1911. The death rate (74.3 per 100,000) was slightly lower than that for 1910 (76.2), but higher than that for any earlier year for which records are available. Employing corrected rates based upon a standard distribution of population by sex and age, cancer increased just one-fourth (25 per cent) from 1901 to 1911. The increase for males (30 per cent) was somewhat greater than the increase for females (22 per cent). Deaths from cancer are comparatively rare among persons under 25 years of age. In 1911 the rates per 100,000 population over the age of 25 were as follows: 25 to 34 years, 13.9; 35 to 44 years, 61.0; 45 to 54 years, 166.3; 55 to 64 years, 352.4; 65 to 74 years, 566.7; 75 years and over, 794.7.

The highest death rates from cancer in the registration states were in Vermont (101), Maine (98.6), New Hampshire (96.8), Massachusetts (94.4) and Rhode Island (88). The lowest rates were shown for Montana (40), Kentucky (42.7), Washington (46.1) and Utah (51.9). The cities having the highest death rates from cancer in 1911 were Albany (122.8), Boston (111.2), San Francisco (110.6), Oakland (105.3) and Cambridge (104.1). Cities with the lowest rates were Memphis (51.9), Seattle (57.4), Atlanta (61.2), Detroit (65.1) and Jersey City (65.5).

INFANT MORTALITY.

There has been a marked reduction in the infant death rate in recent years. The per cent of decrease in the death rate per 1,000 of population under 1 year of age from 1900 to 1911 was 19. Only four of the large cities of the country showed an increase. These were Minneapolis (4), St. Paul (19), Syracuse (11) and Portland, Ore. (10).

MARRIAGE AND DIVORCE IN THE UNITED STATES.

[From report of federal census bureau.]

MARRIAGE AND DIVORCE STATISTICS BY STATES.

STATE OR TERRITORY.	MARRIAGES.				DIVORCES.					
	Number. 1887-1906.	Annual average 1888 to 1902.		Annual average 1888 to 1892.		Number 1887 to 1906.	Annual average per 100,000 pop- ulation.			
		Number	Per 10,000 Pop.	Number	Per 10,000 Pop.		1900.	1890	1880.	1870
Alabama.....	372,525	20,227	111	15,727	104	22,807	69	54	27	10
Arkansas.....	310,767	16,902	129	13,217	117	29,541	136	90	53	24
California.....	198,539	9,561	64	7,167	59	35,170	108	84	84	52
Colorado.....	48,877	5,457	101	4,261	103	15,344	158	187	138	60
Connecticut.....	186,984	7,034	77	6,216	83	9,224	56	66	61	74
Delaware.....	25,374	1,322	72	983	58	887	16	18	10	7
District of Columbia.....	50,244	3,114	112	1,512	66	2,325	58	34	31	30
Florida.....	114,486	6,176	117	4,314	110	7,586	79	57	53	23
Georgia.....	401,266	21,640	98	16,541	90	10,401	26	24	14	10
Idaho.....	23,330	1,359	84	705	80	3,205	120	93	68	67
Illinois.....	861,717	44,858	93	38,421	100	82,209	100	75	68	51
Indiana.....	493,890	26,451	105	22,453	102	60,721	142	104	70	69
Indian Territory.....	67,412	4,847	124	736	41	6,751	113	33
Iowa.....	366,350	19,298	86	16,474	86	34,874	93	67	60	49
Kansas.....	275,062	14,112	96	12,736	90	28,904	109	84	44	51
Kentucky.....	359,783	19,421	97	15,399	83	30,644	54	53	35	28
Louisiana.....	259,881	13,421	97	10,150	91	9,785	41	29	10	5
Maine.....	86,592	5,519	79	5,726	87	14,194	117	88	78	61
Maryland.....	195,875	10,740	90	7,916	76	7,920	40	24	12	12
Massachusetts.....	468,267	24,117	86	21,031	94	22,940	47	32	30	25
Michigan.....	424,026	23,008	95	18,726	89	42,371	104	72	72	47
Minnesota.....	242,147	13,118	75	10,275	78	15,646	55	41	27	21
Mississippi.....	313,500	17,574	113	11,778	91	19,963	74	48	30	12
Missouri.....	579,807	30,340	98	25,700	96	54,796	103	71	40	29
Montana.....	96,362	2,188	90	1,294	91	6,454	167	130	125	73
Nebraska.....	170,820	8,823	83	8,337	78	16,711	82	71	43	29
Nevada.....	7,073	537	124	258	50	1,045	111	97	106	99
New Hampshire.....	177,764	3,916	85	3,720	99	8,017	112	100	85	53
New Jersey.....	333,309	15,042	90	15,740	109	7,441	23	18	13	9
New Mexico.....	25,625	1,307	67	1,018	64	2,437	73	46	12	1
New York.....	1,205,635	63,682	87	49,584	83	29,125	23	17	16	16
North Carolina.....	313,725	17,142	91	13,074	81	7,047	24	12	6	3
North Dakota.....	44,022	2,454	77	1,339	70	4,317	88	47	46
Ohio.....	727,408	37,979	91	32,984	90	63,982	91	64	48	37
Oklahoma.....	45,415	3,326	83	347	44	7,969	129	46
Oregon.....	67,475	3,498	85	2,801	88	10,145	134	108	92	80
Pennsylvania.....	896,533	48,088	76	39,059	74	39,686	33	21	13	8
Rhode Island.....	72,836	3,726	87	3,214	93	6,953	47	32	30	25
South Carolina.....
South Dakota.....	64,782	3,094	77	2,128	61	7,108	95	65	48	25
Tennessee.....	395,990	20,975	104	17,432	99	30,447	89	62	38	24
Texas.....	620,445	34,965	115	23,874	107	62,655	131	82	49	21
Utah.....	51,259	2,789	101	2,127	101	4,670	92	74	114	62
Vermont.....	58,472	2,977	87	2,807	84	4,740	75	49	47	50
Virginia.....	285,377	16,386	88	12,818	77	12,129	38	22	11	6
Washington.....	87,182	7,747	92	2,975	83	16,219	184	109	75	88
West Virginia.....	170,810	9,532	99	6,632	88	10,308	64	41	25	18
Wisconsin.....	337,533	16,802	81	16,009	95	22,867	65	51	41	38
Wyoming.....	13,509	839	91	426	68	1,772	118	86	111	99
Total.....	12,832,044	945,625

*No record kept. †For the five years of which the year stated is the median year.

MARRIAGE LAWS.

Marriage may be contracted without the consent of parents by males who are 21 years of age or more. This is the rule in about all the states having laws on the subject. In Arizona the age is 18. For females the age is 21 in Connecticut, Florida, Kentucky, Louisiana, Ohio, Pennsylvania, Rhode Island, South Dakota, Virginia, West Virginia and Wyoming; 16 is the age in Arizona, Maryland and Nebraska and 18 in the other states. Marriages contracted before the age of consent are illegal in nearly all the states.

Marriage licenses are required in practically all the states.

Marriages between whites and negroes are prohibited by law in Alabama, Arizona, Arkansas, California, Colorado, Delaware, District of Columbia, Florida, Georgia, Idaho, Indiana, Kentucky, Maryland, Mississippi, Missouri, Nebraska, Nevada, North Carolina, Oklahoma, Oregon, South Carolina, Tennessee, Texas, Utah, Virginia and West Virginia. Michigan specifically declares such marriages valid.

Marriages between first cousins are prohibited in Arizona, Arkansas, Illinois, Indiana, Kansas, Louisiana, Missouri, Montana, Nevada, New Hamp-

shire, North Dakota, Ohio, Oklahoma, Oregon, Pennsylvania, South Dakota and Wyoming. Step-relatives are not permitted to intermarry except in California, Colorado, Florida, Georgia, Idaho, Minnesota, New Mexico, New York, North Carolina, Oregon, Utah and Wisconsin.

MARRIAGE RATES.

For the year 1900 the marriage rate based on the total population of continental United States and including the total number of marriages reported was 90 per 10,000 population. In 1890 the rate was 87 per 10,000 population. The rate in 1900 per 10,000 unmarried population 15 years of age and over was 312; in 1890 it was 304. (See also Population by Marital Condition.)

DIVORCE RATES.

The percentage of increase of divorces as compared with the percentage of increase in population is shown by the following figures:

Year.	Di- vorces.	In- crease.	Popu- lation.	In- crease.
1900.....	55,751	66.6	75,994,575	20.1
1890.....	33,461	70.2	62,947,714	25.5
1880.....	19,663	79.4	50,155,783	30.1

CAUSES FOR DIVORCE.

Summary of the laws in effect in various states and territories.

STATE OR TERRITORY.	Cruelty.	Desertion.	Fraud or force.	Imprisonment.	Incompetency.	Intemperance.	Neglect.	NON-AGE.		Residence required.	Marriage permitted.	Alimony.
								Male.	Female.			
Alabama.....	Yes.	2 yrs.	Yes....	2 yrs....	Yes....	Yes....	17	14	1 to 3 y.	Yes..	Yes
Alaska.....	Yes.	2 yrs.	Yes..	Hab'l.	3 yrs..
Arizona.....	Yes.	1 yr.	Yes....	Felony.	Yes....	Yes....	1 yr..	18	16	1 yr..	Yes..	Yes
Arkansas.....	Yes.	1 yr.	Yes....	Felony.	Yes....	Yes....	1 yr..	17	14	1 yr..	Yes..	Yes
California.....	Yes.	1 yr.	Yes....	Felony.	Yes....	1 yr..	18	15	1 yr..	Yes..	Yes
Colorado.....	Yes.	3 yrs.	Felony.	Yes....	Hab'l.	3 yrs..	Yes..	Yes
Connecticut.....	Yes.	3 yrs.	Felony.	Yes....	Hab'l.	3 yrs..	Yes..	Yes
Delaware.....	Yes.	2 yrs.	Fraud.	Felony.	Yes....	Hab'l.	3 yrs.	18	16	2 yrs..	Yes..	Yes
District of Columbia.....	Yes.	2 yrs.	No....	Felony.	Yes....	No....	16	14	2 yrs..	Yes*	Yes
Florida.....	Yes.	1 yr.	Yes....	Yes....	1 yr..	2 yrs..	Yes..	Yes
Georgia.....	Yes.	3 yrs.	Yes....	2 yrs....	Yes....	Hab'l.	17	14	None..	No....	Yes
Idaho.....	Yes.	1 yr.	Yes....	Felony.	1 yr..	1 yr..	18	18	6 mos.	Yes..	Yes
Illinois.....	Yes.	2 yrs.	Yes....	Felony.	Yes....	2 yrs..	18	16	1 yr..	Yes..	Yes
Indiana.....	Yes.	2 yrs.	Yes....	Felony†	Yes....	Hab'l.	2 yrs.	18	16	2 yrs..	Yes..	Yes
Iowa.....	Yes.	2 yrs.	Yes....	Felony†	Yes....	Hab'l.	16	14	1 yr..	Yes..	Yes
Kansas.....	Yes.	1 yr.	Yes....	Felony†	Yes....	Hab'l.	Yes..	15	12	1 yr..	Yes..	Yes
Kentucky.....	Yes.	1 yr.	Yes....	Felony.	Yes....	1 yr..	1 yr..	14	12	1 yr..	Yes..	Yes
Louisiana.....	Yes.	Yes.	Yes....	Felony.	Yes....	Hab'l.	16	14	Yes..	Yes
Maine.....	Yes.	3 yrs.	Yes....	Hab'l.	Yes..	2 yrs..	Yes..	Yes
Maryland.....
Massachusetts.....	Yes.	3 yrs.	Fraud.	5 yrs....	Yes....	Hab'l.	Yes..	2 yrs..	Yes..	Yes
Michigan.....	Yes.	2 yrs.	Yes....	3 yrs....	Yes....	Hab'l.	Yes..	18	16	1 to 2 y.	Yes..	Yes
Minnesota.....	Yes.	1 yr.	Yes....	Yes....	Yes....	1 yr..	18	15	1 yr..	Yes..	Yes
Mississippi.....	Yes.	2 yrs.	Felony.	Yes....	Hab'l.	1 to 2 y.	Yes..	Yes
Missouri.....	Yes.	1 yr.	Yes....	Felony.	Yes....	1 yr..	15	12	1 yr..	Yes..	Yes
Montana.....	Yes.	1 yr.	Yes....	Felony.	Yes....	1 yr..	18	16	1 yr..	Yes..	Yes
Nebraska.....	Yes.	2 yrs.	Yes....	3 yrs....	Yes....	Hab'l.	Yes..	18	16	1 yr..	Yes..	Yes
Nevada.....	Yes.	1 yr.	Yes....	Felony.	Yes....	Hab'l.	1 yr..	18	16	6 mos.	Yes..	Yes
New Hampshire.....	Yes.	3 yrs.	Yes....	1 yr....	Yes....	3 yrs..	3 yrs.	14	13	1 yr..	Yes..	Yes
New Jersey.....	Yes.	2 yrs.	Yes....	Yes....	2 yrs..	Yes..	Yes
New Mexico.....	Yes.	1 yr.	Yes....	Felony.	Yes....	Hab'l.	Yes..	18	15	1 yr..	Yes..	Yes
New York.....	Fraud.	18	18	Actual.	Yes..	Yes
North Carolina.....	Yes.	2 yrs.	Yes....	Felony.	Yes....	16	14	Yes..	Yes
North Dakota.....	Yes.	1 yr.	Yes....	Felony.	1 yr..	1 yr..	18	15	1 yr..	Yes..	Yes
Ohio.....	Yes.	3 yrs.	Yes....	Felony.	Yes....	3 yrs..	Yes..	18	16	1 yr..	Yes..	Yes
Oklahoma.....	Yes.	1 yr.	Yes....	Felony.	Yes....	Hab'l.	Yes..	18	15	1 yr..	Yes..	Yes
Oregon.....	Yes.	1 yr.	Yes....	Felony.	Yes....	1 yr..	18	15	1 yr..	Yes..	Yes
Pennsylvania.....	Yes.	2 yrs.	Yes....	2 yrs....	Yes....	1 yr..	Yes..	Yes
Rhode Island.....	Yes.	5 yrs.	Felony.	Yes....	Hab'l.	Yes..	2 yrs..	Yes..	Yes
South Carolina.....	Yes....
South Dakota.....	Yes.	1 yr.	Yes....	Felony.	Yes....	1 yr..	1 yr..	18	15	1 yr..	Yes..	Yes
Tennessee.....	Yes.	2 yrs.	Yes....	Felony.	Yes....	Hab'l.	Yes..	2 yrs..	Yes..	Yes
Texas.....	Yes.	3 yrs.	Fraud.	Felony.	Hab'l.	16	14	6 mos.	Yes..	Yes
Utah.....	Yes.	1 yr.	Yes....	Felony.	Hab'l.	Yes..	16	14	1 yr..	Yes..	Yes
Vermont.....	Yes.	3 yrs.	Yes....	3 yrs....	Yes....	Yes..	16	14	1 yr..	Yes..	Yes
Virginia.....	3 yrs..	Yes....	Yes....	14	12	1 yr..	Yes..	Yes
Washington.....	Yes.	1 yr.	Yes....	Yes....	Yes....	Hab'l.	Yes..	1 yr..	Yes..	Yes
West Virginia.....	Yes.	3 yrs.	Yes....	Yes....	Yes....	18	16	1 yr..	Yes..	Yes
Wisconsin.....	Yes.	1 yr.	Yes....	3 yrs....	Yes....	1 yr..	Yes..	18	15	1 yr..	Yes..	Yes
Wyoming.....	Yes.	1 yr.	Yes....	Yes....	Yes....	Hab'l.	1 yr..	18	16	1 yr..	Yes..	Yes

*Innocent party only. †Subsequent to marriage. ‡South Carolina has no divorce law, but marriages may be annulled.

NOTE—Consanguinity, infidelity and bigamy are causes for divorce in all states having divorce laws. Permanent insanity is cause for divorce in Idaho, Maine, Virginia, Utah and Washington under certain conditions.

HEIGHTS AND WEIGHTS OF ADULTS.

Height.	Weight.	Height.	Weight.	Height.	Weight.	Height.	Weight.
5 ft. 1 in.....	128 pounds	5 ft. 4 in.....	149 pounds	5 ft. 7 in.....	153 pounds	5 ft. 10 in.....	181 pounds
5 ft. 2 in.....	135 pounds	5 ft. 5 in.....	152 pounds	5 ft. 8 in.....	166 pounds	5 ft. 11 in.....	186 pounds
5 ft. 3 in.....	142 pounds	5 ft. 6 in.....	155 pounds	5 ft. 9 in.....	173 pounds	6 ft. 0 in.....	190 pounds

HEIGHTS AND WEIGHTS OF CHILDREN.

Height.	Weight.	Height.	Weight.	Height.	Weight.	Height.	Weight.
lbs.	lbs.	lbs.	lbs.	lbs.	lbs.	lbs.	lbs.
At birth. 1 ft. 8 in.	8	2 years.. 3 ft. 0 in.	32	6 years.. 3 ft. 10 in.	49	10 years. 4 ft. 6 in.	74
6 months. 2 ft. 0 1/2 in.	16	3 years.. 3 ft. 4 in.	36 1/2	7 years.. 4 ft. 0 in.	52 1/2	11 years. 4 ft. 8 in.	74
1 year.. 2 ft. 5 in.	24	4 years.. 3 ft. 6 in.	41	8 years.. 4 ft. 2 in.	56 1/2	12 years. 4 ft. 10 in.	80
1 1/2 years. 2 ft. 8 1/2 in.	28	5 years.. 3 ft. 8 in.	45	9 years.. 4 ft. 4 in.	62		

PULSE AT DIFFERENT AGES.

Newborn infants, per minute.....	130 to 140	Seventh to fourteenth year, per minute....	80 to 90
First year, per minute.....	115 to 130	in adult age, per minute.....	70 to 75
Second year, per minute.....	95 to 110	in old age, per minute.....	60 to 75
Third year, per minute.....	85 to 95		

LARGEST LAKES IN THE UNITED STATES.

Lake Michigan is the largest lake entirely within the United States. It has an area of 22,450 square miles. Lake Okechobee, in Florida, has an area of 1,250 square miles. Lake Champlain has an area of 600 square miles and extends six miles into Canada. Great Salt Lake varies as to its area. It was 2,360 square miles in 1870, but has receded since then. Lake Winnebago, in Wisconsin, has an area of approximately 200 square miles. Yellowstone lake has an area of 140 square miles.

DAYS OF GRACE, INTEREST AND STATUTE OF LIMITATIONS.

STATE.	Days of grace.	INTEREST.		LIMITATIONS.			STATE.	Days of grace.	INTEREST.		LIMITATIONS.		
		Legal rate.	By con-tract.	Judg-ments.	Notes.	Accounts.			Legal rate.	By con-tract.	Judg-ments.	Notes.	Accounts.
Alabama.....	Yes	8	8	20	16	3	Montana.....	No	8	Any	10	5	5
Alaska.....	Yes	8	12	10	6	1	Nebraska.....	No	Any	10	5	5	
Arkansas.....	Yes	6	10	10	5	3	Nevada.....	No	Any	6	4	4	
Arizona.....	No	6	12	5	4	3	New Hampshire.....	No*	6	6	6		
California.....	No	Any	5	4	4	4	New Jersey.....	No	6	6	6		
Colorado.....	No	7	Any	20	6	6	New Mexico.....	Yes	6	12	7		
Connecticut.....	No	6	6	3	6	6	New York.....	No*	6	6	6		
Delaware.....	No	6	6	10	6	3	North Carolina.....	Yes*	6	6	10		
Dist. of Columbia.....	No	10	12	12	6	3	North Dakota.....	No	7	12	10		
Florida.....	No	8	10	20	5	2	Ohio.....	No	6	8	15		
Georgia.....	No	8	8	7	6	4	Oklahoma.....	Yes	6	10	5		
Idaho.....	No	7	12	6	5	4	Oregon.....	Yes	6	10	10		
Illinois.....	No	5	7	20	10	5	Pennsylvania.....	No	6	6	5		
Indiana.....	No	6	8	20	10	6	Rhode Island.....	Yes*	6	Any	20		
Iowa.....	No	6	8	20	10	5	South Carolina.....	Yes*	8	10	6		
Kansas.....	No	6	10	5	5	5	South Dakota.....	Yes	7	12	20		
Kentucky.....	No	6	6	15	15	5	Tennessee.....	No	6	6	10		
Louisiana.....	No	5	8	10	5	3	Texas.....	Yes*	8	10	4		
Maine.....	Yes*	Any	Any	20	6	6	Utah.....	No	8	12	8		
Maryland.....	No	6	6	12	3	3	Vermont.....	No	6	6	6		
Massachusetts.....	Yes*	Any	Any	20	6	6	Virginia.....	No	6	6	20		
Michigan.....	No	6	10	6	6	6	Washington.....	No	6	12	6		
Minnesota.....	No	7	10	10	6	6	West Virginia.....	No	6	6	10		
Mississippi.....	Yes	6	8	7	6	3	Wisconsin.....	No	6	10	20		
Missouri.....	No	6	8	10	10	5	Wyoming.....	No	8	12	21		

*Sight, yes; demand, no. †Under seal 10. ‡No law. §Negotiable notes 6, nonnegotiable 17.

TABLE OF MONTHLY WAGES.

DAYS.	\$10	\$11	\$12	\$13	\$14	\$15	\$16	\$17	\$18	\$19	\$20	\$21	\$22	\$23	\$24	\$25
1.....	.38	.42	.46	.50	.54	.58	.62	.65	.69	.73	.77	.81	.85	.88	.92	.96
2.....	.77	.85	.92	1.00	1.08	1.15	1.23	1.31	1.38	1.46	1.54	1.62	1.69	1.77	1.85	1.92
3.....	1.15	1.27	1.38	1.50	1.62	1.73	1.85	1.96	2.08	2.19	2.31	2.42	2.54	2.65	2.77	2.88
4.....	1.54	1.69	1.85	2.00	2.15	2.31	2.46	2.62	2.77	2.92	3.08	3.23	3.38	3.54	3.69	3.85
5.....	1.92	2.12	2.31	2.50	2.69	2.88	3.08	3.27	3.46	3.65	3.85	4.04	4.23	4.42	4.62	4.81
6.....	2.31	2.54	2.77	3.00	3.23	3.46	3.69	3.92	4.15	4.38	4.62	4.85	5.08	5.31	5.54	5.77
7.....	2.69	2.96	3.23	3.50	3.77	4.04	4.31	4.58	4.85	5.12	5.38	5.65	5.92	6.19	6.46	6.73
8.....	3.08	3.38	3.69	4.00	4.31	4.62	4.92	5.23	5.54	5.85	6.15	6.46	6.77	7.08	7.38	7.69
9.....	3.46	3.81	4.15	4.50	4.85	5.19	5.54	5.88	6.23	6.58	6.92	7.27	7.62	7.96	8.31	8.65
10.....	3.85	4.23	4.62	5.00	5.38	5.77	6.15	6.54	6.92	7.31	7.69	8.08	8.46	8.85	9.23	9.62
11.....	4.23	4.65	5.08	5.50	5.92	6.35	6.77	7.19	7.62	8.04	8.46	8.88	9.31	9.73	10.15	10.58
12.....	4.62	5.08	5.44	6.00	6.46	6.92	7.38	7.85	8.31	8.77	9.23	9.69	10.15	10.62	11.08	11.54
13.....	5.00	5.50	6.00	6.50	7.00	7.50	8.00	8.50	9.00	9.50	10.00	10.50	11.00	11.50	12.00	12.50
14.....	5.38	5.92	6.46	7.00	7.54	8.08	8.62	9.15	9.69	10.23	10.77	11.31	11.85	12.38	12.92	13.46
15.....	5.77	6.35	6.92	7.50	8.08	8.65	9.23	9.81	10.38	10.96	11.54	12.12	12.69	13.27	13.85	14.42
16.....	6.15	6.77	7.38	8.00	8.62	9.23	9.85	10.46	11.08	11.69	12.31	12.92	13.54	14.15	14.77	15.38
17.....	6.54	7.19	7.85	8.50	9.15	9.81	10.46	11.12	11.77	12.42	13.08	13.73	14.38	15.04	15.69	16.35
18.....	6.92	7.62	8.31	9.00	9.69	10.38	11.08	11.77	12.46	13.15	13.85	14.54	15.23	15.92	16.62	17.31
19.....	7.31	8.04	8.77	9.50	10.23	10.96	11.69	12.42	13.15	13.88	14.62	15.35	16.08	16.81	17.54	18.27
20.....	7.69	8.46	9.23	10.00	10.77	11.54	12.31	13.03	13.85	14.62	15.38	16.15	16.92	17.69	18.46	19.23
21.....	8.08	8.88	9.69	10.50	11.31	12.12	12.92	13.73	14.54	15.35	16.15	16.96	17.77	18.58	19.38	20.19
22.....	8.46	9.31	10.15	11.00	11.85	12.69	13.54	14.38	15.23	16.08	16.94	17.77	18.62	19.46	20.31	21.15
23.....	8.85	9.75	10.62	11.50	12.38	13.27	14.15	15.04	15.92	16.81	17.69	18.58	19.46	20.35	21.23	22.12
24.....	9.23	10.15	11.08	12.00	12.92	13.85	14.77	15.69	16.62	17.54	18.46	19.38	20.31	21.23	22.15	23.08
25.....	9.62	10.58	11.54	12.50	13.46	14.42	15.38	16.35	17.31	18.27	19.23	20.19	21.15	22.12	23.08	24.04

TABLE OF YEARLY WAGES.

Per year.	Per month.	Per week.	Per day.	Per year.	Per month.	Per week.	Per day.	Per year.	Per month.	Per week.	Per day.
\$20 is	\$1.67	\$0.38	\$0.05	\$100 is	\$8.33	\$1.92	\$0.27	\$180 is	\$15.00	\$3.45	\$0.49
25	2.08	.48	.07	105	8.75	2.01	.29	185	15.42	3.55	.51
30	2.50	.58	.08	110	9.17	2.11	.30	190	15.83	3.64	.52
35	2.92	.67	.10	115	9.58	2.21	.32	195	16.25	3.74	.53
40	3.33	.77	.11	120	10.00	2.30	.33	200	16.67	3.84	.55
45	3.75	.86	.12	125	10.42	2.40	.34	205	17.08	3.93	.56
50	4.17	.96	.14	130	10.83	2.49	.36	210	17.50	4.03	.58
55	4.58	1.06	.15	135	11.25	2.59	.37	215	17.92	4.12	.59
60	5.00	1.15	.16	140	11.67	2.69	.38	220	18.33	4.22	.60
65	5.42	1.25	.18	145	12.08	2.78	.40	225	18.75	4.31	.61
70	5.83	1.35	.19	150	12.50	2.88	.41	230	19.17	4.41	.63
75	6.25	1.44	.21	155	12.92	2.97	.42	235	19.58	4.51	.64
80	6.67	1.53	.22	160	13.33	3.07	.44	240	20.00	4.60	.66
85	7.08	1.63	.23	165	13.75	3.16	.45	245	20.42	4.70	.67
90	7.50	1.73	.25	170	14.17	3.26	.46	250	20.83	4.79	.69
95	7.92	1.82	.26	175	14.58	3.36	.48				

SIMPLE INTEREST TABLE.

NOTE—To find the amount of interest at 2½ per cent on any given sum, divide the amount given for the same sum in the table at 5 per cent by 2; at 3½ per cent divide the amount at 7 per cent by 2, etc.

TIME.	Interest.	1 day.	2 days.	3 days.	4 days.	5 days.	6 days.	7 days.	8 days.	9 days.	10 days.	20 days.	1 month.	2 mos.	3 mos.	4 mos.	5 mos.	6 mos.	1 year.	
		Amt.																		
\$1	3 4 5 6 7																		1 2 3 4 5 6 7	3 4 5 6 7
\$2	3 4 5 6 7																		2 3 4 5 6 7	6 8 10 12 14
\$3	3 4 5 6 7																		3 4 5 6 7	9 12 15 18 21
\$4	3 4 5 6 7																		4 5 6 7	12 16 20 24 28
\$5	3 4 5 6 7																		5 6 7	15 20 25 30 35
\$10	3 4 5 6 7																		10 12 14 16 18	30 40 50 60 70
\$25	3 4 5 6 7																		25 30 35 40 45	75 100 125 150 175
\$50	3 4 5 6 7																		50 60 70 80 90	150 200 250 300 350
\$100	3 4 5 6 7																		100 120 140 160 180	300 400 500 600 700

COMPOUND INTEREST ON ONE DOLLAR.

Years.	3%.	4%.	5%.	6%.	7%.	Years.	3%.	4%.	5%.	6%.	7%.																																											
1	1.03	1.04	1.05	1.06	1.07	9	1.30	1.42	1.55	1.70	1.85																																											
1½	1.04	1.06	1.07	1.09	1.10	9½	1.32	1.45	1.59	1.75	1.92																																											
2	1.06	1.08	1.10	1.12	1.14	10	1.34	1.48	1.63	1.80	1.98																																											
2½	1.07	1.10	1.13	1.15	1.18	100	19.25	50.50	131.50	340.00	868.00																																											
3	1.09	1.12	1.15	1.19	1.22	<p>WHEN MONEY DOUBLES AT INTEREST.</p> <p>Interest.</p> <table border="1"> <thead> <tr> <th>Rate.</th> <th>Simple Comp'd.</th> <th>Rate.</th> <th>Simple Comp'd.</th> </tr> <tr> <th>Years.</th> <th>Years.</th> <th>Years.</th> <th>Years.</th> </tr> </thead> <tbody> <tr> <td>1</td> <td>100.00</td> <td>69.66</td> <td>4½</td> <td>22.22</td> </tr> <tr> <td>1½</td> <td>66.66</td> <td>46.56</td> <td>5</td> <td>20.00</td> </tr> <tr> <td>2</td> <td>50.00</td> <td>35.00</td> <td>6</td> <td>18.18</td> </tr> <tr> <td>2½</td> <td>40.00</td> <td>28.07</td> <td>7</td> <td>16.67</td> </tr> <tr> <td>3</td> <td>33.33</td> <td>23.45</td> <td>8</td> <td>15.38</td> </tr> <tr> <td>3½</td> <td>28.57</td> <td>20.15</td> <td>9</td> <td>14.29</td> </tr> <tr> <td>4</td> <td>25.00</td> <td>17.67</td> <td>10</td> <td>13.33</td> </tr> </tbody> </table>						Rate.	Simple Comp'd.	Rate.	Simple Comp'd.	Years.	Years.	Years.	Years.	1	100.00	69.66	4½	22.22	1½	66.66	46.56	5	20.00	2	50.00	35.00	6	18.18	2½	40.00	28.07	7	16.67	3	33.33	23.45	8	15.38	3½	28.57	20.15	9	14.29	4	25.00	17.67	10	13.33
Rate.	Simple Comp'd.	Rate.	Simple Comp'd.																																																			
Years.	Years.	Years.	Years.																																																			
1	100.00	69.66	4½	22.22																																																		
1½	66.66	46.56	5	20.00																																																		
2	50.00	35.00	6	18.18																																																		
2½	40.00	28.07	7	16.67																																																		
3	33.33	23.45	8	15.38																																																		
3½	28.57	20.15	9	14.29																																																		
4	25.00	17.67	10	13.33																																																		
3½	1.10	1.14	1.18	1.22	1.27																																																	
4	1.12	1.17	1.21	1.26	1.31																																																	
4½	1.14	1.19	1.24	1.30	1.36																																																	
5	1.16	1.21	1.28	1.34	1.41																																																	
5½	1.17	1.24	1.31	1.38	1.45																																																	
6	1.19	1.26	1.34	1.42	1.51																																																	
6½	1.21	1.29	1.37	1.46	1.55																																																	
7	1.23	1.31	1.41	1.51	1.61																																																	
7½	1.24	1.34	1.44	1.55	1.67																																																	
8	1.26	1.37	1.48	1.60	1.73																																																	
8½	1.28	1.39	1.52	1.65	1.79																																																	

LIBRARY OF CONGRESS.

The library of congress was established in 1800 in the city of Washington, D. C. It was burned in 1814, and in 1851 lost 35,000 volumes by fire. The present library building, which cost \$6,347,600, was opened to the public in November, 1897. It is located a short distance east of the capitol and is the largest and finest building of its kind in the world.

June 30, 1912, the library contained 2,012,393 books and pamphlets, 129,123 maps, 591,632 pieces of music

and 349,745 photographs, prints, engravings and lithographs. The copyright office is a distinct division of the library with its own force of employes. The total number of employes in the library is 494 and the annual cost of maintenance is now about \$788,000, including \$200,000 for printing and binding.

The librarian of congress is Herbert Putnam, salary, \$6,500; chief assistant librarian, Appleton P. C. Griffin, \$4,000.

WEIGHTS AND MEASURES USED IN THE UNITED STATES.

LONG MEASURE.		MARINERS' MEASURE.		LIQUID MEASURE.	
12 inches = 1 foot.		6 feet = 1 fathom.		4 gills = 1 pint.	
3 feet = 1 yard = $\frac{36}{100}$ inches.		120 fathoms = 1 cable length.		2 pints = 1 quart.	
$\frac{5}{8}$ yards = 1 rod = $\frac{16\frac{1}{2}}{100}$ feet.		7 $\frac{1}{2}$ cable lengths = 1 mile.		4 quarts = 1 gallon.	
40 rods = 1 furlong = 630 feet.		5280 feet = 1 statute mile.		$3\frac{1}{2}$ gallons = 1 barrel.	
8 furlongs = 1 mile = 5,280 feet.		6035 feet = 1 nautical mile.		2 barrels = 1 hoghead.	
		3 marine miles = 1 marine league.			
SQUARE MEASURE.		CUBIC MEASURE.		DRY MEASURE.	
144 square inches = 1 square foot.		1,728 cubic inches = 1 cubic foot.		2 pints = 1 quart.	
9 square feet = 1 square yard.		27 cubic feet = 1 cubic yard.		8 quarts = 1 peck.	
10 $\frac{1}{4}$ square yards = 1 square rod.		123 cubic feet = 1 cord of wood or stone.		4 pecks = 1 bushel.	
160 square rods = 1 acre.		1 gallon contains 231 cubic inches.			
640 acres = 1 square mile.		1 bushel contains 2,150.4 cubic inches.			
36 square miles = 1 township.		A cord of wood is 8 ft. long, 4 ft. wide & 4 ft. high.			
CIRCULAR MEASURE.		APOTHECARIES' WEIGHT.		AVOIRDUPOIS WEIGHT.	
60 seconds = 1 minute.		20 grains = 1 scruple		27 11-32 grains = 1 dram.	
60 minutes = 1 degree.		3 scruples = 1 dram.		16 drams = 1 ounce.	
360 degrees = 1 circle.		8 drams = 1 ounce.		16 ounces = 1 pound.	
1 degree = 60 geographic miles.		12 ounces = 1 pound.		2,000 lbs. = 1 short ton.	
1 geographic mile = 1,527 statute miles.				2,240 lbs. = 1 long ton.	
1 degree of the equator = 69.124 statute miles.					
TROY WEIGHT.		TIME MEASURE.		STATIONERS' TABLE.	
24 grains = 1 pennyweight.		60 seconds = 1 minute.		24 sheets = 1 quire.	
20 pennyw's = 1 ounce.		60 minutes = 1 hour.		20 quires = 1 ream.	
12 ounces = 1 pound		24 hours = 1 day.		2 reams = 1 bundle.	
		365 days = 1 year.		5 bundles = 1 bale.	
		100 years = 1 century.			
				COUNTING.	
				12 things = 1 dozen.	
				12 dozen = 1 gross.	
				12 gross = 1 great gross	
				20 things = 1 score.	
CLOTH MEASURE.		MISCELLANEOUS.		SURVEYORS' MEASURE.	
2 $\frac{1}{4}$ inches = 1 nail.		3 inches = 1 palm.		7.92 inches = 1 link.	
4 nails = 1 quarter		4 inches = 1 hand.		25 links = 1 rod.	
4 quarters = 1 yard.		6 inches = 1 span.		4 rods = 1 chain.	
		18 inches = 1 cubit.		10 chains = 1 furlong.	
		21.8 inches = 1 bible cubit.		8 furlongs = 1 mile.	
		2 $\frac{1}{2}$ feet = 1 military pace.			

THE METRIC SYSTEM.

The metric system is in general use in all the principal nations of Europe and America with the exception of Great Britain, Russia and the United States, where it is authorized but not compulsory. Its use for scientific purposes is common throughout the world.

WEIGHTS.

Milligram (.001 gram)	=	.0154 grain.
Centigram (.01 gram)	=	.1543 grain.
Decigram (.1 gram)	=	1.5432 grains.
Gram	=	15.432 grains.
Decagram (10 grams)	=	3527 ounce.
Hectogram (100 grams)	=	3,5274 ounces.
Kilogram (1,000 grams)	=	2,2046 pounds.
Myriagram (10,000 grams)	=	22.046 pounds.
Quintal (100,000 grams)	=	220.46 pounds.
Millier or tonneau—ton (1,000,000 grams)	=	2,204.6 pounds.

DRY.

Milliliter (.001 liter)	=	.061 cubic inch.
Centiliter (.01 liter)	=	.6102 cubic inch.
Deciliter (.1 liter)	=	6.1022 cubic inches.
Liter	=	36.8 quart.
Decaliter (10 liters)	=	9.08 quarts.
Hectoliter (100 liters)	=	2.338 bushels.
Kiloliter (1,000 liters)	=	1.308 cubic yards.

LIQUID.

Milliliter (.001 liter)	=	.0388 fluid ounce.
Centiliter (.01 liter)	=	.388 fluid ounce
Deciliter (.1 liter)	=	.385 gill.
Liter	=	1.0567 quarts.
Decaliter (10 liters)	=	2.6118 gallons.
Hectoliter (100 liters)	=	26.417 gallons.
Kiloliter (1,000 liters)	=	264.18 gallons.

LENGTH.

Millimeter (.001 meter)	=	.0394 inch.
Centimeter (.01 meter)	=	.3937 inch.
Decimeter (.1 meter)	=	3.937 inches.
Meter	=	39.37 inches.
Decameter (10 meters)	=	39.37 inches.
Hectometer (100 meters)	=	328 feet 1 inch.
Kilometer (1,000 meters)	=	.62137 mile (3,280 feet 10 inches).
Myriameter (10,000 meters)	=	6.2137 miles.

SURFACE.

Centare (1 square meter)	=	1.550 sq. inches.
Are (100 square meters)	=	119.6 sq. yards.
Hectare (10,000 sq. meters)	=	2.471 acres.

METRIC EQUIVALENTS.

1 gram	=	0.06480 gram.
1 ounce	=	28.3495 grams.
1 pound	=	4.53599 kilogram.
1 dram (apoth.)	=	3.6967 grams.
1 scruple (apoth.)	=	1.2322 grams.
1 quart (dry)	=	1.1012 liters.
1 peck (dry)	=	8.8098 liters.
1 bushel	=	0.35239 hectoliter.
1 quart (liq.)	=	0.94636 liter.
1 gallon	=	3.78543 liters.
1 inch	=	25.4001 millimeters.
1 inch	=	2.54001 centimeters.
1 inch	=	0.0254 meter.
1 foot	=	0.3048 meter.
1 yard	=	0.9144 meter.
1 mile	=	1.6093 kilometers.
1 sq. inch	=	645.16 sq. millimeters.
1 sq. foot	=	0.0929 sq. meter.
1 sq. yard	=	0.8361 sq. meter.
1 sq. mile	=	2.5900 sq. kilometers.
1 acre	=	0.4017 hectare.
1 cubic inch	=	16.387 cubic millimeters.
1 cubic foot	=	0.02832 cubic meter.
1 cubic yard	=	0.7645 cubic meter.

ELECTRICAL UNITS DEFINED.

Ohm—Unit of resistance; represents resistance offered to an unvarying electric current by a column of mercury at the temperature of ice, 14,5421 grams in mass, of a cross-sectional area of 1.00003 square millimeters and of the length of 106.3 centimeters.

Ampere—Unit of current; decomposes .0009324 of a gram of water in one second or deposits silver at the rate of .001118 of a gram per second, when passed through a solution of nitrate of silver in water.

Volt—Unit of electro motive force; one volt equals one ampere of current passing through a substance having one ohm of resistance.

Coulomb—Unit of quantity; amount of electricity transferred by a current of one ampere in one second.

Farad—Unit of capacity; capacity of a condenser charged to a potential of one volt by one coulomb. A microfarad is one-millionth of a farad.

Joule—Unit of work; equivalent to energy expended in one second by one ampere current in one ohm resistance.

Watt—Unit of power; equivalent to work done at the rate of one joule per second. A kilowatt is 1,000 watts.

STATUTORY WEIGHTS OF THE BUSHEL.

STATE OR TERRITORY.	Wheat.	Rye.	Oats.	Barley.	Buckwheat.	Shelled corn.	Corn on cob.	Cornmeal.	Bran.	Potatoes, Irish.	Potatoes, sweet.	Carrots.	Onions.	Turruips.	Beets.	Beans.	Peas.	Apples.	Dried apples.	Dried peaches.	Castor beans.	Flax seed.	Hemp seed.	Millet.	Timothy seed.	Blue grass seed.	Hungarian gr. seed.	Clover seed.
United States.....	60	56	32	48	42	56	70	48	60	60	55	50	57	57	55	60	60	50	24	38	50	56	44	50	60	14	60	
Alabama.....	60	56	32	48	42	56	70	48	60	60	55	50	57	57	55	60	60	50	24	38	50	56	44	50	60	14	60	
Arizona.....	60	56	32	48	42	56	70	48	60	60	55	50	57	57	55	60	60	50	24	38	50	56	44	50	60	14	60	
Arkansas.....	60	56	32	48	42	56	70	48	60	60	55	50	57	57	55	60	60	50	24	38	50	56	44	50	60	14	60	
California.....	60	56	32	48	42	56	70	48	60	60	55	50	57	57	55	60	60	50	24	38	50	56	44	50	60	14	60	
Colorado.....	60	56	32	48	42	56	70	48	60	60	55	50	57	57	55	60	60	50	24	38	50	56	44	50	60	14	60	
Connecticut.....	60	56	32	48	42	56	70	48	60	60	55	50	57	57	55	60	60	50	24	38	50	56	44	50	60	14	60	
Delaware.....	60	56	32	48	42	56	70	48	60	60	55	50	57	57	55	60	60	50	24	38	50	56	44	50	60	14	60	
District of Columbia.....	60	56	32	48	42	56	70	48	60	60	55	50	57	57	55	60	60	50	24	38	50	56	44	50	60	14	60	
Florida.....	60	56	32	48	42	56	70	48	60	60	55	50	57	57	55	60	60	50	24	38	50	56	44	50	60	14	60	
Georgia.....	60	56	32	48	42	56	70	48	60	60	55	50	57	57	55	60	60	50	24	38	50	56	44	50	60	14	60	
Hawaii.....	60	56	32	48	42	56	70	48	60	60	55	50	57	57	55	60	60	50	24	38	50	56	44	50	60	14	60	
Idaho.....	60	56	32	48	42	56	70	48	60	60	55	50	57	57	55	60	60	50	24	38	50	56	44	50	60	14	60	
Illinois.....	60	56	32	48	42	56	70	48	60	60	55	50	57	57	55	60	60	50	24	38	50	56	44	50	60	14	60	
Indiana.....	60	56	32	48	42	56	70	48	60	60	55	50	57	57	55	60	60	50	24	38	50	56	44	50	60	14	60	
Iowa.....	60	56	32	48	42	56	70	48	60	60	55	50	57	57	55	60	60	50	24	38	50	56	44	50	60	14	60	
Kansas.....	60	56	32	48	42	56	70	48	60	60	55	50	57	57	55	60	60	50	24	38	50	56	44	50	60	14	60	
Kentucky.....	60	56	32	48	42	56	70	48	60	60	55	50	57	57	55	60	60	50	24	38	50	56	44	50	60	14	60	
Louisiana.....	60	56	32	48	42	56	70	48	60	60	55	50	57	57	55	60	60	50	24	38	50	56	44	50	60	14	60	
Maine.....	60	50	32	48	48	56	60	48	60	60	55	50	57	57	55	60	60	44	24	33	46	56	44	50	45	14	60	
Maryland.....	60	56	32	48	42	56	70	48	60	60	55	50	57	57	55	60	60	50	24	38	50	56	44	50	60	14	60	
Massachusetts.....	60	56	32	48	42	56	70	48	60	60	55	50	57	57	55	60	60	50	24	38	50	56	44	50	60	14	60	
Michigan.....	60	56	32	48	42	56	70	48	60	60	55	50	57	57	55	60	60	50	24	38	50	56	44	50	60	14	60	
Minnesota.....	60	56	32	48	42	56	70	48	60	60	55	50	57	57	55	60	60	50	24	38	50	56	44	50	60	14	60	
Mississippi.....	60	56	32	48	42	56	70	48	60	60	55	50	57	57	55	60	60	50	24	38	50	56	44	50	60	14	60	
Missouri.....	60	56	32	48	42	56	70	48	60	60	55	50	57	57	55	60	60	50	24	38	50	56	44	50	60	14	60	
Montana.....	60	56	32	48	42	56	70	48	60	60	55	50	57	57	55	60	60	50	24	38	50	56	44	50	60	14	60	
Nebraska.....	60	56	32	48	42	56	70	48	60	60	55	50	57	57	55	60	60	50	24	38	50	56	44	50	60	14	60	
New Hampshire.....	60	56	32	48	42	56	70	48	60	60	55	50	57	57	55	60	60	50	24	38	50	56	44	50	60	14	60	
New Jersey.....	60	56	32	48	42	56	70	48	60	60	55	50	57	57	55	60	60	50	24	38	50	56	44	50	60	14	60	
New York.....	60	56	32	48	42	56	70	48	60	60	55	50	57	57	55	60	60	50	24	38	50	56	44	50	60	14	60	
North Carolina.....	60	56	32	48	42	56	70	48	60	60	55	50	57	57	55	60	60	50	24	38	50	56	44	50	60	14	60	
North Dakota.....	60	56	32	48	42	56	70	48	60	60	55	50	57	57	55	60	60	50	24	38	50	56	44	50	60	14	60	
Ohio.....	60	56	32	48	42	56	70	48	60	60	55	50	57	57	55	60	60	50	24	38	50	56	44	50	60	14	60	
Oklahoma.....	60	56	32	48	42	56	70	48	60	60	55	50	57	57	55	60	60	50	24	38	50	56	44	50	60	14	60	
Oregon.....	60	56	32	48	42	56	70	48	60	60	55	50	57	57	55	60	60	50	24	38	50	56	44	50	60	14	60	
Pennsylvania.....	60	56	32	48	42	56	70	48	60	60	55	50	57	57	55	60	60	50	24	38	50	56	44	50	60	14	60	
Rhode Island.....	60	56	32	48	42	56	70	48	60	60	55	50	57	57	55	60	60	50	24	38	50	56	44	50	60	14	60	
South Carolina.....	60	56	32	48	42	56	70	48	60	60	55	50	57	57	55	60	60	50	24	38	50	56	44	50	60	14	60	
South Dakota.....	60	56	32	48	42	56	70	48	60	60	55	50	57	57	55	60	60	50	24	38	50	56	44	50	60	14	60	
Tennessee.....	60	56	32	48	42	56	70	48	60	60	55	50	57	57	55	60	60	50	24	38	50	56	44	50	60	14	60	
Texas.....	60	56	32	48	42	56	70	48	60	60	55	50	57	57	55	60	60	50	24	38	50	56	44	50	60	14	60	
Vermont.....	60	56	32	48	42	56	70	48	60	60	55	50	57	57	55	60	60	50	24	38	50	56	44	50	60	14	60	
Virginia.....	60	56	32	48	42	56	70	48	60	60	55	50	57	57	55	60	60	50	24	38	50	56	44	50	60	14	60	
Washington.....	60	56	32	48	42	56	70	48	60	60	55	50	57	57	55	60	60	50	24	38	50	56	44	50	60	14	60	
West Virginia.....	60	56	32	48	42	56	70	48	60	60	55	50	57	57	55	60	60	50	24	38	50	56	44	50	60	14	60	
Wisconsin.....	60	56	32	48	42	56	70	48	60	60	55	50	57	57	55	60	60	50	24	38	50	56	44	50	60	14	60	

NOTE—Rye meal takes 48 pounds to the bushel in the District of Columbia and 50 in Maine, Massachusetts, New York, Rhode Island and Wisconsin.

The metric system is used in the Philippines and Porto Rico.

TABLE OF SPECIFIC GRAVITY.

	Compared with water.		
Water, distilled	100	Iron, cast	721
Water, sea	102	Ivory	183
Alcohol	84	Lead	1,135
Aluminum	256	Mahogany	108
Ash	84	Maple	75
Beech	85	Marble	270
Beer	192	Milk, cow's	102
Brass	840	Milk, goat's	101
Butter	94	Oak	117
Cedar	61	Oil, olive	92
Chalk	279	Opium	134
Cider	102	Platina	2,139
Coal	130	Porcelain	228
Copper	895	Silver	1,047
Cork	24	Steel	788
Diamond	353	Sulphur	208
Ebony	229	Tin	729
Flint	55	Turpentine	97
Glass	289	Walnut	67
Gold	1,926	Wine	100
Ice	92	Zinc	691
Indigo	71		

THERMOMETERS COMPARED.

There are three kinds of thermometers, with varying scales, in general use throughout the world—the Fahrenheit, Reaumur and centigrade. The freezing and boiling points on their scales compare as follows:

	Freezing pt.	Boiling pt.
Fahrenheit	32 degrees	212 degrees
Reaumur	zero	80 degrees
Centigrade	zero	100 degrees

The degrees on one scale are reduced to their equivalents on another by these formulas:

Fahrenheit to Reaumur—Subtract 32, multiply by four-ninths.

Fahrenheit to Centigrade—Subtract 32, multiply by five-ninths.

Reaumur to Fahrenheit—Multiply by nine-fourths, add 32.

Reaumur to Centigrade—Multiply by five-fourths.

Centigrade to Fahrenheit—Multiply by nine-fifths, add 32.

Centigrade to Reaumur—Multiply by four-fifths.

BANKING STATISTICS.
[From reports of the comptroller of the currency.]
NATIONAL BANKS OF THE UNITED STATES.

YEAR ENDED MARCH 1—	Banks.	Capital.	Surplus.	Total dividends.	Net earnings.	RATIOS.		
						Divi- dends to capital.	Divi- dends to capital and surplus.	Earn- ings to capital and surpl ^s
1870.....	1,526	\$409,008,896	\$84,112,029	\$43,240,926	\$58,218,118	10.5	8.8	11.8
1880.....	2,045	454,600,073	116,187,326	35,523,140	38,025,984	7.8	6.2	6.7
1890.....	3,214	607,428,965	200,397,659	49,575,353	69,736,914	8.1	6.1	8.6
1900.....	3,571	603,306,550	250,548,068	47,433,337	69,831,810	7.9	5.6	3.2
1901.....	3,705	622,296,094	257,948,290	50,219,115	87,674,175	8.1	5.7	10.0
1902.....	4,131	659,608,169	285,623,449	64,802,442	99,103,168	9.8	6.8	10.5
1903.....	4,451	688,817,835	324,462,477	60,123,622	102,743,721	8.7	5.9	10.1
1904.....	4,914	746,365,438	372,561,716	73,640,123	116,475,135	9.9	6.6	10.4
1905.....	5,336	768,114,231	402,330,890	70,996,322	105,196,154	9.2	6.1	9.0
1906.....	5,685	779,544,247	414,799,562	80,831,561	113,662,529	10.4	6.8	9.5
1907*.....	6,017	837,002,528	501,774,453	144,376,245	219,195,804	17.2	10.8	16.4
1908.....	6,562	901,384,244	552,562,178	98,149,236	132,254,329	10.89	6.75	9.1
1909.....	5,788	919,143,825	585,407,483	92,988,450	131,185,750	10.12	6.18	8.72
1910.....	6,984	963,457,549	630,159,719	105,898,622	154,167,489	10.99	6.65	9.67
1911.....	7,163	1,008,180,225	639,951,760	114,685,412	156,385,513	11.38	6.83	9.35
1912.....	7,507	1,031,388,425	704,346,706	120,300,872	149,056,065	11.66	6.93	8.69
Average, 43 years.....		623,397,709	254,330,436	57,142,245	75,726,559	9.17	6.51	8.63
Aggregate, 43 years.....				2,457,116,551	3,256,242,044			

*March 1, 1906, to June 30, 1907.

NATIONAL BANK NOTES.

Issued since 1864 and outstanding Oct. 31, 1912, by denominations and amount.

Denomination.	Issued.	Outstanding.	Denomination.	Issued.	Outstanding.
One	\$23,169,677	\$343,587	One hundred	\$351,445,350	\$35,076,250
Two	15,495,038	164,312	Five hundred	11,947,000	87,500
Fives	1,587,187,420	139,997,040	One thousand	7,379,000	23,000
Tens	2,321,433,180	330,089,730			
Twenties	1,401,706,060	227,332,780			
Fifties	202,812,100	17,358,150			
			Total	5,922,574,825	750,472,349

NOTE—Gold notes and fractions not included.

NATIONAL BANKS CLASSIFIED BY CAPITAL.

Class.	Number.	Per ct.	First National, Chicago, Ill.	\$10,000,000.
\$25,000	2,004	27.00	National Bank of Commerc, St. Louis, Mo.	\$10,000,000.
Over \$25,000 and less than \$50,000.....	381	5.15	Shawmut, Boston, Mass.	\$10,000,000.
\$50,000 and less than \$100,000.....	2,321	31.38	Bank of California, San Francisco, Cal.	\$8,500,000.
\$100,000 and less than \$250,000.....	2,006	27.12	Mechanics and Metals, New York, N. Y.	\$6,000,000.
\$250,000 and less than \$1,000,000.....	498	6.73	Farmers' Deposit, Pittsburgh, Pa.	\$6,000,000.
\$1,000,000 and less than \$5,000,000.....	169	2.29	Mellon National, Pittsburgh, Pa.	\$6,000,000.
\$5,000,000 and over.....	18	.24	Wells Fargo-Nevada, San Francisco, Cal.	\$6,000,000.

The national banks having \$5,000,000 or more capital in 1912 were:

Bank of Commerce, New York, N. Y.	\$25,000,000.
National City, New York, N. Y.	\$25,000,000.
Continental and Commercial, Chicago, Ill.	\$21,500,000.
First National, New York, N. Y.	\$10,000,000.
First National, Chicago, Ill.	\$10,000,000.
Shawmut, Boston, Mass.	\$10,000,000.
Bank of California, San Francisco, Cal.	\$8,500,000.
Mechanics and Metals, New York, N. Y.	\$6,000,000.
Farmers' Deposit, Pittsburgh, Pa.	\$6,000,000.
Mellon National, Pittsburgh, Pa.	\$6,000,000.
Wells Fargo-Nevada, San Francisco, Cal.	\$6,000,000.
First National, Cincinnati, O.	\$6,000,000.
Fourth National, New York, N. Y.	\$5,000,000.
American Exchange, New York, N. Y.	\$5,000,000.
Chase, New York, N. Y.	\$5,000,000.
National Park, New York, N. Y.	\$5,000,000.
First National, Boston, Mass.	\$5,000,000.

SAVINGS-BANK STATISTICS OF UNITED STATES FROM 1820.

YEAR.	Number of banks.	Number of depositors.	Deposits.	Average to each depositor.	Average per capita in U. S.	YEAR.	Number of banks.	Number of depositors.	Deposits.	Average to each depositor.	Average per capita in U. S.
1820.....	10	8,645	\$1,138,576	\$131.86	\$0.12	1903.....	1,078	7,035,228	\$2,935,204,845	\$417.21	\$36.52
1830.....	36	38,065	6,073,304	183.09	.54	1904.....	1,157	7,305,443	3,060,178,611	418.89	37.45
1840.....	61	78,701	14,051,520	178.54	.82	1905.....	1,237	7,686,289	3,261,236,119	423.74	39.17
1850.....	108	251,354	43,431,130	172.78	1.87	1906.....	1,319	8,027,192	3,482,137,198	433.79	41.13
1860.....	278	693,870	149,277,504	215.18	4.75	1907.....	1,415	8,588,811	3,690,078,945	429.64	42.87
1870.....	517	1,630,846	549,874,358	337.17	14.26	1908.....	1,453	8,705,848	3,690,538,945	420.47	41.84
1880.....	629	2,335,582	819,106,973	350.71	16.33	1909.....	1,703	8,831,863	3,713,405,710	420.45	41.75
1890.....	921	4,258,896	1,524,844,956	358.03	24.35	1910.....	1,759	9,142,908	4,070,486,246	445.20	45.05
1900.....	1,002	6,107,083	2,449,547,885	401.10	31.78	1911.....	1,884	9,794,647	4,212,583,588	430.09	44.82
1902.....	1,036	6,666,672	2,750,177,290	412.53	34.81	1912.....	1,922	10,010,304	4,451,818,522	444.72	46.53

BANKING POWER OF THE UNITED STATES (1912).

CLASSIFICATION.	No.	Capital.	Surplus, etc.	Deposits.	Circulation.	Total.
National banks.....	7,372	\$1,033,570,675	\$950,827,515	\$5,884,407,144	\$708,690,593	\$8,577,496,927
State, etc., banks.....	17,823	977,272,830	1,215,331,634	11,198,606,444		13,391,210,908
Non-reporting banks.....	3,800	70,000,000	40,000,000	470,000,000		580,000,000
Total.....	28,995	2,080,843,505	2,206,159,149	17,553,013,588	708,690,593	22,548,376,835

DEPOSITS IN ALL BANKS JUNE 14, 1912.

Banks.	No.	Savings deposits.	Total deposits.
State	13,351	\$657,477,220.31	\$2,919,977,897.99
Mutual savings	630	3,592,530,070.33	3,608,857,828.11
Stock savings	1,292	574,822,459.57	842,897,859.61
Loan and trust	1,410	910,850,167.60	3,674,578,238.92
Private	1,110	26,868,853.68	152,944,618.90
National	7,372	733,643,936.11	5,825,461,163.56
Total	25,195	6,496,192,907.60	17,024,067,606.89

BANKS OF ALL KINDS IN THE UNITED STATES (JUNE 14, 1912).

(Includes national, savings, state and private banks and loan and trust companies.) †Per

State.	Banks.	*Deposits.	†Per capita.
Alabama	324	\$81,427,137.88	\$7.32
Alaska	17	2,505,247.04	8.84
Arizona	51	22,014,683.71	9.76
Arkansas	376	48,846,407.18	2.77
California	746	795,604,872.36	148.54
Colorado	322	119,707,138.45	20.89
Connecticut	207	411,640,023.77	251.32
District of Columbia	29	67,486,072.05	31.43
Florida	204	61,125,603.20	20.93
Georgia	760	121,461,915.77	9.97
Hawaii	12	17,068,921.15	25.14
Idaho	184	33,296,808.22	5.67
Illinois	1,290	1,087,896,164.02	55.77
Indiana	892	318,602,887.51	24.07
Iowa	1,457	406,964,427.86	57.83
Kansas	1,110	160,267,644.06	3.69
Kentucky	614	137,044,129.86	8.45
Louisiana	243	114,312,484.62	17.39
Maine	163	179,671,075.55	187.03
Maryland	234	251,180,967.91	104.48
Massachusetts	441	1,426,854,057.75	246.42
Michigan	607	441,981,179.60	75.28
Minnesota	1,031	323,141,780.94	27.52
Mississippi	363	63,677,169.30	5.11
Missouri	1,364	449,593,434.42	12.23
Montana	212	66,716,428.93	19.31
Nebraska	326	190,164,262.38	14.93
Nevada	322	15,576,303.51	41.61
New Hampshire	120	118,101,849.10	228.52
New Jersey	353	512,710,708.36	99.46
New Mexico	85	17,582,547.70	6.55
New York	929	4,653,357,925.68	190.89
North Carolina	429	79,198,806.18	7.52
North Dakota	715	66,037,571.88	8.55
Ohio	1,025	764,396,988.11	63.83
Oklahoma	913	85,829,974.35	8.80
Oregon	250	105,274,123.89	22.64
Pennsylvania	1,306	1,578,020,687.29	75.02
Philippines	12	16,257,764.21
Porto Rico	11	8,956,362.82	1.60
Rhode Island	56	219,051,502.94	233.62
South Carolina	346	59,958,266.48	16.02
South Dakota	633	72,142,341.53	7.87
Tennessee	476	122,945,642.87	8.12
Texas	1,257	235,751,823.24	3.27
Utah	99	52,665,961.66	52.66
Vermont	96	91,121,084.92	219.77
Virginia	349	137,825,384.52	19.77
Washington	342	164,615,504.50	34.07
West Virginia	297	110,634,105.30	20.78
Wisconsin	717	295,165,033.12	29.76
Wyoming	87	18,155,613.87	17.61
Total	25,195	17,024,067,606.89

*Individual. †Savings deposits per capita.

STATE BANKS IN THE UNITED STATES (JUNE 14, 1912).

State.	Banks.	*Individual.	Savings.
Alabama	214	\$25,299,672.00	\$6,541,489.22
Alaska	15	2,221,382.32
Arizona	25	7,798,469.79	1,121,456.18
Arkansas	310	23,316,299.09	1,950,314.33
California	375	84,721,027.89	39,887,529.51
Colorado	136	7,515,205.77	1,171,509.27
Connecticut	7	10,466,079.59
Delaware	4	1,514,083.42	625,345.64

State.	Banks.	*Individual.	Savings.
Florida	143	17,297,867.82	5,699,130.64
Georgia	582	30,959,982.06	9,076,725.97
Hawaii	8	8,664,761.02	4,707,123.10
Idaho	115	9,208,737.66	698,589.85
Illinois	583	79,253,660.70	56,956,557.66
Indiana	319	37,001,156.11	7,322,087.43
Iowa	273	27,048,677.00	25,256,022.27
Kansas	877	64,065,406.08	3,329,255.24
Kentucky	411	33,509,160.70	8,037,235.33
Louisiana	177	18,268,506.37	3,345,219.21
Maryland	57	9,636,812.57	11,018,389.67
Michigan	398	64,413,457.34	133,533,009.02
Minnesota	745	36,415,929.25	13,784,341.39
Mississippi	289	26,778,966.43	5,751,973.16
Missouri	1,147	126,403,345.41	4,579,027.63
Montana	116	10,435,879.93	2,068,301.53
Nebraska	662	39,614,552.73	10,539,029.02
Nevada	19	5,445,153.59	1,771,615.58
New Hampshire	40	1,324,582.64	5,367,055.69
New Jersey	22	10,363,151.74	5,591,680.62
New Mexico	33	2,161,301.81	26,289.69
New York	911	385,078,269.74	59,269,334.62
North Carolina	309	17,660,668.25	4,930,849.14
North Dakota	564	16,347,744.24	3,808,455.57
Ohio	367	39,258,768.77	3,275,179.19
Oklahoma	695	26,449,699.18	605,785.85
Oregon	136	24,484,793.45	5,521,199.60
Pennsylvania	257	37,173,951.37	99,911,481.37
Philippines	12	10,481,572.19	1,157,163.65
Porto Rico	11	6,654,416.01	1,322,814.19
Rhode Island	4	2,374,986.42	126,673.01
South Carolina	255	15,747,348.02	7,330,179.73
South Dakota	504	17,674,156.25	1,741,786.54
Tennessee	344	28,274,889.16
Texas	630	33,854,801.52	979,909.16
Utah	64	12,775,676.80	5,507,506.48
Virginia	220	20,272,424.33	10,875,599.14
Washington	216	27,266,099.05	17,328,125.63
West Virginia	159	20,783,768.26	9,172,875.53
Wisconsin	557	42,030,684.46	26,476,729.23
Wyoming	49	3,078,983.07	500,289.43
Total	13,381	1,609,117,069.91	657,477,220.31

*Subject to check without notice.

PRIVATE BANKS IN THE UNITED STATES (JUNE 14, 1912).

State.	Banks.	*Individual.	Savings.
Alabama	8	\$1,075,351.52	\$336,698.29
Arizona	1	121,329.43
California	5	696,660.70	134,812.82
Colorado	29	1,852,660.58	147,573.40
Florida	7	237,126.92	164,349.89
Georgia	17	393,859.61	74,749.17
Idaho	6	459,125.51	68,372.86
Illinois	194	14,185,424.32	1,549,298.71
Indiana	259	17,921,860.39	8,594,190.73
Iowa	107	6,606,533.37	2,285,440.24
Kansas	4	312,027.37
Maryland	1	19,093.20	46,353.82
Michigan	80	2,246,370.01	1,594,280.59
Mississippi	4	469,252.68
Missouri	31	2,259,215.31
New Jersey	28	4,654,713.64	477,454.47
New York	50	804,393.62	253,862.70
Ohio	149	11,142,656.02	3,111,773.27
Oregon	5	403,729.65	13,919.29
Pennsylvania	30	3,393,175.50	3,148,308.65
South Carolina	3	337,883.23
South Dakota	14
Texas	53	2,905,265.80	341,974.36
Utah	1	269,876.52
Washington	9	555,877.10	42,496.51
Wyoming	3	202,030.66
Total	1,110	78,339,600.91	26,868,853.68

*Subject to check without notice.

NOTE—It is estimated that there are more than 4,000 private banking concerns in the United States, but less than one-third of this number furnish reports for statistical purposes.

SAVINGS BANKS OF THE UNITED STATES.

STATE.	1911.				1 12.				
	Banks.	De-positors.	Deposits.	Aver- age.	Banks.	De-positors.	Deposits.	Aver- age.	
Alabama.....	2	4,000	\$504,067.91	\$126.01	11	24,925	\$2,652,784.50	\$106.43	
Arizona.....	1	700	389,965.92	557.14	1	798	429,789.14	538.58	
Arkansas.....	3	3,713	928,018.13	249.99	5	2,015	331,065.13	164.29	
California.....	123	688,168	362,965,698.41	527.44	132	597,519	407,006,695.52	681.16	
Colorado.....	9	17,146	3,342,389.94	194.93	8	14,355	2,816,070.85	188.80	
Connecticut.....	87	587,175	281,807,314.03	485.04	85	595,360	295,517,738.43	496.36	
Delaware.....	15	33,336	10,373,475.63	308.18	2	33,573	10,800,113.45	321.67	
District of Columbia.....	2	70,746	12,565,683.81	175.53	12	61,185	8,411,180.62	145.63	
Florida.....	4	7,654	1,269,268.62	168.83	3	5,311	1,244,731.39	234.36	
Georgia.....	29	49,789	11,187,058.46	224.68	24	42,184	10,668,118.56	252.82	
Idaho.....	3	1,765	226,349.84	128.24	4	1,489	355,565.80	233.79	
Indiana.....	5	33,873	12,356,715.57	565.18	5	33,583	12,677,454.80	377.49	
Iowa.....	697	497,260	168,068,068.53	337.99	728	539,763	187,363,040.37	347.12	
Kansas.....	11	20,863	3,709,286.29	177.79	13	19,668	4,137,242.16	210.55	
Kentucky.....	15	35,174	5,375,307.16	152.82	13	33,416	5,786,782.55	173.17	
Louisiana.....	9	59,754	16,825,961.64	281.58	11	72,454	19,059,912.97	263.13	
Maine.....	49	224,406	88,690,336.41	335.22	49	224,665	92,309,826.61	410.45	
Maryland.....	46	214,888	99,428,408.62	462.69	51	269,311	103,679,889.94	384.88	
Massachusetts.....	192	2,158,838	790,931,542.57	370.26	93	2,179,373	824,778,925.56	378.53	
Michigan.....	23	119,739	44,612,277.10	372.69	25	156,655	55,879,088.22	356.70	
Minnesota.....	9	103,115	25,505,224.51	247.36	11	102,784	27,585,800.13	254.11	
Mississippi.....	20	11,693	2,651,555.77	225.05	20	15,117	4,283,195.51	283.33	
Montana.....	2	3,468	2,300,772.58	663.42	2	4,826	2,410,181.04	499.41	
Nebraska.....	19	14,040	2,336,273.36	166.40	19	17,730	2,849,551.12	160.71	
Nevada.....	1	1,801	914,286.38	702.76	1	1,466	1,162,793.26	793.17	
New Hampshire.....	55	190,669	87,383,225.61	458.29	54	197,724	92,123,970.88	465.92	
New Jersey.....	27	317,925	111,403,370.26	350.41	27	324,748	117,278,834.49	361.13	
New Mexico.....	9	2,877	558,487.08	194.12	10	3,406	658,296.47	193.27	
New York.....	141	2,810,188	156,168,449.10	555.54	140	3,024,746	1633,496,812.16	540.04	
North Carolina.....	25	32,139	7,328,035.28	228.01	26	41,149	7,269,464.78	176.66	
North Dakota.....	6	253,646	89,260,972.17	351.91	2	4,197	651,073.36	155.12	
Ohio.....	66	236,646	21,330,339.33	325.78	63	302,350	105,907,535.41	350.26	
Oklahoma.....	12	36,803	11,997,473.32	326.09	13	1,845	299,340.88	170.51	
Oregon.....	11	474,709	186,553,059.91	332.94	12	450,113	196,146,892.80	408.53	
Pennsylvania.....	17	143,145	75,459,963.11	527.15	17	141,619	76,791,462.05	542.23	
Rhode Island.....	27	38,588	11,341,101.52	293.90	25	36,340	10,473,691.22	288.21	
South Carolina.....	20	38,000	11,226,854.95	295.44	13	31,028	8,621,000.67	277.84	
Tennessee.....	2	33,890	8,711,020.65	257.04	11	52,100	12,931,003.83	248.20	
Utah.....	21	110,644	44,610,458.82	403.18	19	124,742	45,383,859.12	363.22	
Vermont.....	35	62,089	19,956,340.10	321.67	20	31,213	9,484,506.68	303.86	
Virginia.....	9	24,139	8,689,447.52	559.23	10	25,451	9,578,636.09	376.35	
Washington.....	8	25,241	4,411,150.17	175.94	3	31,065	4,696,786.48	150.22	
West Virginia.....	16	57,149	18,895,295.32	390.63	20	64,877	21,065,419.54	324.69	
Wisconsin.....	2	1,347	599,140.26	444.79	2	1,465	620,722.06	427.79	
Wyoming.....	1	1,884	9,587,185	425,583,598.53	438.93	1,922	10,010,304	461,818,622.88	444.72

NOTE—The statistics for Illinois, Missouri and Indiana were based on reports from 1,147 banks with \$4,579,027.68 savings deposits. In South Dakota there were 504 banks with \$1,741,786.54 in savings deposits. *To each depositor.

SAVINGS DEPOSITS IN NATIONAL BANKS (JUNE 4, 1913).

State.	Banks.	With savings deposits.	Savings deposits.	State.	Banks.	With savings deposits.	Savings deposits.
Maine.....	69	43	\$24,120,447.31	Ohio.....	380	167	42,656,146.38
New Hampshire.....	56	15	1,925,537.66	Indiana.....	254	71	9,617,374.55
Vermont.....	49	31	9,011,843.60	Illinois.....	457	240	44,713,556.04
Massachusetts.....	180	35	15,910,306.46	Michigan.....	99	88	45,215,105.75
Rhode Island.....	20	5	5,220,718.71	Wisconsin.....	129	110	35,418,313.93
Connecticut.....	79	14	3,487,610.78	Minnesota.....	271	154	18,877,589.59
New England states.....	453	143	59,686,464.52	Iowa.....	240	132	10,403,195.75
New York.....	474	240	84,851,995.17	Missouri.....	133	30	3,428,705.39
New Jersey.....	200	152	60,029,284.94	Middle states.....	2,063	992	210,329,997.38
Pennsylvania.....	836	624	201,406,779.21	North Dakota.....	144	47	1,149,111.28
Delaware.....	26	15	2,055,525.60	South Dakota.....	103	50	1,457,928.30
Maryland.....	105	80	22,090,404.98	Nebraska.....	242	47	3,891,937.05
District of Columbia.....	12	4	1,398,971.49	Kansas.....	213	54	1,905,777.18
Eastern states.....	1,653	1,115	371,832,961.39	Montana.....	57	21	1,924,229.75
Virginia.....	133	90	28,653,611.43	Wyoming.....	30	12	557,548.42
West Virginia.....	116	70	9,756,259.37	Colorado.....	126	39	8,008,174.28
North Carolina.....	73	42	5,637,634.71	New Mexico.....	40	8	207,661.67
South Carolina.....	48	39	8,844,239.58	Oklahoma.....	325	57	1,373,050.27
Georgia.....	118	48	8,729,484.06	Western states.....	1,280	335	20,475,459.20
Florida.....	52	42	11,141,955.83	Washington.....	77	59	17,159,427.25
Alabama.....	37	41	7,869,936.63	Oregon.....	83	35	3,716,939.06
Mississippi.....	33	11	1,852,132.90	California.....	252	106	23,051,411.53
Louisiana.....	31	15	1,975,228.16	Idaho.....	54	30	1,395,739.92
Texas.....	514	62	8,728,699.08	Utah.....	23	17	3,460,969.16
Arkansas.....	49	15	981,235.96	Nevada.....	11	4	614,240.56
Kentucky.....	144	27	4,156,304.70	Arizona.....	13	2	41,762.47
Tennessee.....	107	41	9,144,145.65	Alaska.....	2	1	81,674.33
Southern states.....	1,505	543	106,864,895.06	Pacific states.....	515	254	49,525,224.28
				Hawaii.....	4	3	354,964.73
				United States.....	7,473	3,385	829,070,166.57

FOREIGN POSTAL SAVINGS BANKS.

Country.	Year.	Depositors.	Deposits, posits.	Av. de- posits.
Austria	1911	2,261,658	147,317,746	\$28.48
Belgium	1910	2,384,511	156,150,474	65.90
Bulgaria	1910	280,775	9,129,433	32.52
Finland	1910	59,723	1,396,856	23.39
France	1910	5,786,035	329,974,970	57.03
Hungary	1910	775,970	21,894,118	28.22
Italy	1910	5,160,008	324,279,617	62.84
Netherlands	1910	1,510,033	66,039,592	43.73
Russia	1912	2,691,361	192,456,530	70.02
Sweden	1911	565,759	12,645,957	22.35
United kingdom.	1911	12,370,646	859,027,319	69.44
Bahama	1910	2,186	132,402	60.66
Canada	1912	146,310	42,683,232	291.73
British Gulana.	1910	18,004	738,175	41.00
Dutch Gulana.	1910	9,478	337,925	35.65
British India.	1910	1,378,916	51,478,416	37.33
Ceylon	1910	85,954	332,236	10.85
Straits Settlements.	1910	4,312	382,667	88.74
Fed. Malay States.	1910	5,312	330,431	62.20
Dutch East Indies.	1911	91,898	3,616,885	39.36
Japan	1912	11,950,158	91,896,942	7.69
Formosa	1911	100,819	955,592	9.48
Cape of Good Hope.	1910	105,369	10,411,974	98.81
Gold Coast.	1911	3,137	169,262	53.96
Orange Free State.	1910	7,646	868,291	113.56
Rhodesia	1910	3,306	436,299	131.67
Sierra Leone.	1911	6,002	485,735	80.93
Transvaal	1910	71,185	8,769,798	123.20
Egypt	1910	104,095	2,255,664	21.67
Tunis	1910	5,701	1,288,268	225.97
New South Wales.	1910	368,306	73,396,126	200.72
Victoria	1911	595,424	84,065,980	141.19
Queensland	1911	127,219	31,033,520	243.94
Tasmania	1910	24,403	3,401,304	139.40

Country.	Year.	Depositors.	Deposits, posits.	Av. de- posits.
Western Australia.	1911	99,017	19,916,171	201.14
New Zealand.	1910	380,714	68,641,934	180.30
Philippines	1912	35,802	1,177,435	32.89
United States.	1912	300,000	28,000,000	93.33

SAVINGS BANKS OF PRINCIPAL COUNTRIES. (Including postal savings banks.)

Country.	Year.	Deposits.	Average.*
Austria	1910	\$1,287,455,592	\$45.06
Belgium	1911	206,213,879	27.49
Bulgaria	1910	9,129,423	2.13
Chile	1910	10,543,275	3.03
Denmark	1910	174,182,302	63.18
Egypt	1910	2,255,664	1.19
France	1911	1,084,230,393	27.35
Germany	1910	3,993,775,184	61.95
Hungary	1910	41,970,006	2.01
Italy	1911	797,159,527	22.98
Japan	1912	165,003,616	3.20
Netherlands	1910	107,758,077	18.13
Norway	1910	135,886,457	56.78
Roumania	1910	11,616,820	1.69
Russia	1912	784,117,885	4.79
Spain	1910	46,931,094	2.40
Sweden	1911	229,401,283	41.54
Switzerland	1908	303,196,216	83.14
United kingdom.	1911	1,117,110,447	24.67
Canada	1912	56,855,198	7.99
Total†		11,096,223,947	12.91
United States.		4,479,818,523	46.66

*Per inhabitant. †Includes minor countries and colonies not named in table.

APPROPRIATIONS BY 62D CONGRESS—THIRD SESSION.

TITLE.	Reported to house.	Passed house.	Reported to senate.	Passed senate.	Law. 1913-14.	Law. 1912-13.
Agriculture.	\$17,593,275.00	\$17,593,325.00	\$18,566,590.00	\$18,553,202.00	\$17,986,945.00	\$16,651,496.00
Army.	93,900,177.56	93,900,177.56	94,585,728.51	94,585,728.51	94,266,145.51	90,958,712.98
Diplomatic and consular.	3,764,642.66	3,707,642.66	3,745,642.66	3,733,642.66	3,730,642.66	3,638,047.41
District of Columbia.	11,221,964.00	10,720,534.00	11,702,899.00	11,751,999.00	11,375,639.00	10,670,733.00
Fortification.	5,218,250.00	5,218,250.00	5,218,250.00	5,218,250.00	5,218,250.00	4,096,235.00
Indian.	7,674,653.28	7,776,853.28	13,127,747.23	13,229,447.23	9,411,129.98	8,920,970.66
Legislative.	34,897,605.50	34,899,583.50	35,385,714.62	35,405,040.62	35,183,864.50	34,216,463.38
Military academy.	1,069,870.87	1,069,870.87	1,124,590.87	1,134,590.87	1,099,734.87	1,004,068.26
Navy.	146,617,824.53	138,079,460.53	138,824,016.02	146,794,120.02	140,800,643.53	123,225,007.76
Pension.	180,300,000.00	180,300,000.00	180,300,000.00	180,300,000.00	180,300,000.00	165,145,145.84
Postoffice.	283,721,481.00	284,164,181.00	285,589,542.00	285,809,542.00	285,376,271.00	271,429,589.00
Rivers and harbors.	37,112,968.00	37,112,968.00	41,195,945.00	42,084,945.00	41,073,084.00	31,059,370.50
Sundry civil.	113,271,614.66	113,163,620.66	118,525,726.91	119,523,000.91	116,718,386.91	112,039,184.40
Total.	336,454,217.06	327,711,457.06	347,892,382.82	358,121,508.82	342,540,746.96	313,056,634.19
Deficiency, 1913, and prior years.	24,235,740.17	24,224,110.17	28,048,624.53	28,604,672.38	28,081,549.13	9,700,939.67
Total.	360,689,957.23	351,935,567.23	375,941,007.35	386,726,181.20	370,622,296.09	322,757,573.86
Miscellaneous.					500,000.00	3,448,712.93
Total regular.					971,122,296.09	886,206,286.79
Permanent annual.					127,525,684.12	133,206,424.12
Grand total, regular and permanent annual appropriations.					1,098,647,980.21	1,019,412,710.91

TOTALS FOR PREVIOUS SIX CONGRESSES.

Congress.	Years.	Amount.	Congress.	Years.	Amount.	Congress.	Years.	Amount.
56th.	1901-1902	\$1,440,489,438.87	58th.	1905-1906	\$1,600,053,544.80	60th.	1908-1910	\$2,052,411,841.79
57th.	1903-1904	1,553,683,002.57	59th.	1907-1908	1,739,537,864.70	61st.	1911-1912	2,053,391,290.72

CRUDE PETROLEUM PRODUCED IN THE UNITED STATES.

Year.	Gallons.	Year.	Gallons.	Year.	Gallons.	Year.	Gallons.
1900.	2,661,233,568	1903.	4,219,376,154	1906.	5,312,745,312	1909.	7,649,639,508
1901.	2,914,346,148	1904.	4,916,663,682	1907.	6,976,004,070	1910.	8,901,354,016
1902.	3,728,210,472	1905.	5,658,138,360	1908.	7,468,148,910	1911.	9,258,874,422

PRODUCTION BY STATES IN 1911.

State.	*Barrels.	State.	*Barrels.	State.	*Barrels.	State.	*Barrels.
California	81,134,391	Kentucky	472,458	Oklahoma	56,069,637	Wyoming	186,695
Colorado	226,926	Louisiana	10,841,395	Pennsylvania	8,248,158		
Illinois	31,317,038	Missouri	7,995	Texas	9,526,474	Total	220,449,351
Indiana	1,695,289	New York.	952,515	West Virginia.	3,795,464	Total value.	\$134,044,732
Kansas	1,278,819	Ohio	8,817,112			*Barrels of 42 gallons.	

MONEY AND FINANCE.

WORLD'S PRODUCTION OF GOLD AND SILVER IN 1911.

[From report of the director of the mint. Figures are for calendar year.]

Country.	Gold.	Silver.	Country.	Gold.	Silver.	Country.	Gold.	Silver.
Untd. States.	\$96,890,000	\$32,615,700	Russia	32,151,600	257,700	Guiana, Dutch	523,400	
Canada	9,762,100	17,680,000	Servia	265,300	20,300	Guiana, Fr.	2,229,100	
Mexico	24,880,100	42,677,500	Spain		2,242,300	Cent. Amer.	3,360,400	654,300
Cuba	20,000		Sweden	2,000	10,700	British India	11,054,100	56,300
Africa	191,134,400	574,600	Turkey	500	927,700	China	3,314,600	
Australasia	60,134,200	8,952,300	Argentina	289,000	109,700	Br. E. Indies	1,339,400	
Aus.-Hungary	2,185,100	330,900	Bolivia-Chile.	233,100	2,420,000	Dutch E. Ind.	3,387,100	251,600
France	1,707,100	385,000	Brazil	3,833,500	25,000	Indo-China	55,000	
Germany	62,900	3,022,400	Colombia	3,167,800	41,000	Japan	4,007,500	2,383,800
Great Britain	39,600	73,600	Ecuador	276,800	12,200	Korea	2,889,400	5,100
Greece		476,700	Peru	455,900	3,578,500	Siam	58,500	
Italy	44,800	539,200	Uruguay	70,600				
Norway		157,700	Venezuela	364,800	235,900			
Portugal	2,400	63,700	Guiana, Brit.	892,000				
						Total	461,542,100	121,682,300

COINAGE OF GOLD AND SILVER BY NATIONS IN 1911.

[Reported by the director of the mint.]

Country.	Gold.	Silver.	Country.	Gold.	Silver.	Country.	Gold.	Silver.
Untd. States.	\$56,176,823	\$6,457,302	Bulgaria			Montenegro		
Philippines		463,270	Chile	124,368	136,464	Morocco		3,078,667
Abyssinia		401,440	China	36,349,759	36,349,759	Netherlands.	3,113,667	1,125,600
Aus.-Hungary	9,547,469	9,547,071	Colombia		847,600	Dutch E. Ind.		562,800
Lichtenstein			Costa Rica.			Norway		111,221
Belgium		2,445,889	Denmark	986,390	150,534	Persia		474,641
Bolivia			Egypt	1,630,709	1,630,709	Peru	266,340	45,253
Brazil	93,266	3,645,727	Finland	621,460	59,444	Portugal		2,585,311
Australasia	48,347,716	1,707,105	France	24,846,092	1,197,903	Russia	515,985	2,589,152
Canada	1,250,423	985,423	Indo-China		699,054	Roumania		979,311
Br. E. Africa		75,000	Tunis	249	386,349	San Salvador		1,522,101
Ceylon		200,000	Germany	25,485,309	9,672,003	Siam		
Newfoundland		100,000	East Africa.		528,805	Spain		55,361
Gr. Britain	161,062,453	11,021,247	Greece		942,191	Sweden		16,683
Guiana, Brit.		2,433	Honduras		45	Switzerland.	1,544,000	386,000
Honduras		9,500	Italy	193,000	650,336	Travancore.		40,555
Hongkong		31,446,858	Italian So-			Turkey	22,724,870	862,275
India		6,538,830	maliland			Venezuela	424,900	1,798,541
Straits Set-		40,007	Japan	14,820,480	4,446,568			
lements		15,000	Chosen (Korea).		1,712,000			
Sarawak			Mexico			Total	372,143,555	148,156,282

PRODUCT OF GOLD AND SILVER IN THE UNITED STATES (1792-1911).

[For 1792-1873 is by R. W. Raymond, commissioner, and since by the director of the mint.]

PERIOD.	Gold.	Silver.	Total.	PERIOD.	Gold.	Silver.	Total.
April 2, 1792-July 31, 1834	\$14,000,000	Insignificant	\$14,000,000	1899	\$71,053,000	\$70,806,000	\$141,859,000
July 31, 1834-Dec. 31, 1844	7,300,000	\$250,000	7,550,000	1900	73,171,000	74,533,000	153,704,000
1845-1850	103,036,759	300,000	103,336,759	1901	78,667,000	71,388,000	150,055,000
1851-1859	551,000,000	1,100,000	552,100,000	1902	80,000,000	71,758,000	151,758,000
1861-1870	474,250,000	100,750,000	575,000,000	1903	73,591,700	70,206,000	143,797,700
1871-1880	395,300,000	390,300,000	785,600,000	1904	80,464,700	57,682,800	138,147,500
1881-1890	326,620,000	535,056,000	861,676,000	1905	88,180,700	34,222,000	122,402,700
1891	33,175,000	75,417,000	108,592,000	1906	94,373,800	38,256,000	132,630,200
1892	33,000,000	82,101,000	115,101,000	1907	90,435,700	37,299,700	127,735,400
1893	35,955,000	77,576,000	113,531,000	1908	94,690,000	28,050,600	122,610,600
1894	39,500,000	64,000,000	103,500,000	1909	99,573,400	28,455,200	128,028,600
1895	46,610,000	72,051,000	118,661,000	1910	96,269,100	30,854,500	127,123,600
1896	53,088,000	76,039,000	129,127,000	1911	96,890,000	32,615,700	129,505,700
1897	57,963,000	69,637,000	127,600,000				
1898	64,463,000	70,384,000	134,847,000	Total	3,358,463,500	1,629,972,000	4,988,435,000

WORLD'S PRODUCTION OF GOLD AND SILVER SINCE 1492.

[From report of the director of the mint, 1912.]

CALENDAR YEARS.	Gold.	Silver (coining value).	Per cent gold.	Per cent silver.	CALENDAR YEARS.	Gold.	Silver (coining value).	Per cent gold.	Per cent silver.
1492-1520	\$107,931,000	\$54,708,000	69.4	33.6	1841-1850	\$361,928,000	\$324,400,000	52.9	47.7
1521-1544	114,205,000	98,986,000	55.9	44.1	1851-1855	484,169,000	454,169,000	78.3	21.1
1545-1549	90,492,000	207,240,000	30.4	69.6	1856-1860	670,415,000	614,944,000	72.9	27.0
1551-1580	90,917,000	248,990,000	26.7	73.3	1861-1865	614,944,000	228,861,000	73.2	27.0
1581-1600	98,095,000	348,254,000	22.0	78.0	1866-1870	648,071,000	278,313,000	70.0	30.5
1601-1620	113,248,000	351,579,000	24.4	75.6	1871-1875	577,885,000	409,332,000	58.5	41.0
1621-1640	110,324,000	327,221,000	25.2	74.8	1876-1880	572,931,000	509,256,000	53.0	47.5
1641-1660	116,571,000	304,525,000	27.7	72.3	1881-1885	495,582,000	594,773,000	45.5	54.5
1661-1680	123,018,000	280,166,000	30.5	69.5	1886-1890	564,474,000	704,074,000	44.5	55.6
1681-1700	143,088,000	284,240,000	33.5	66.5	1891-1895	1,018,796,000	1,018,708,000	44.4	55.4
1701-1720	170,408,000	295,629,000	36.6	63.4	1896-1900	1,296,306,400	1,071,148,400	54.6	45.8
1721-1740	253,611,000	358,480,000	41.4	58.6	1901-1905	1,610,309,700	1,066,848,300	60.2	39.9
1741-1760	327,161,000	443,292,000	42.5	57.5					
1761-1780	275,211,000	542,658,000	33.7	66.3					
1781-1800	236,464,000	730,810,000	24.4	75.6					
1801-1810	118,162,000	371,677,000	24.1	75.9					
1811-1820	76,063,000	224,786,000	25.8	74.0					
1821-1830	94,479,000	191,444,000	33.0	67.8					
1831-1840	134,841,000	247,930,000	35.2	64.1					

STOCK OF GOLD AND SILVER IN THE UNITED STATES.

FISCAL YEAR ENDED JUNE 30.	POPULA- TION.	TOTAL COIN AND BULLION.		PER CAPITA.		
		Gold.	Silver.	Gold.	Silver	Total metallic
1873.	41,677,000	\$135,000,000	\$6,149,305	\$3.23	\$0.15	\$3.38
1880.	50,155,783	351,841,206	148,522,678	7.01	2.96	9.97
1890.	62,622,250	1,636,563,029	463,211,919	11.10	7.59	18.49
1900.	76,891,000	1,034,439,264	647,371,030	13.45	8.42	21.87
1905.	83,259,000	1,357,881,186	686,401,168	16.31	8.24	24.55
1906.	84,662,000	1,472,995,209	687,958,920	17.40	8.12	25.52
1907.	86,074,000	1,466,056,632	705,390,224	17.03	8.20	25.23
1908.	87,496,000	1,615,140,575	723,594,595	18.46	8.27	26.73
1909.	88,296,000	1,640,567,131	725,550,073	18.45	8.16	26.61
1910.	90,363,000	1,635,424,513	727,078,304	18.10	8.05	26.15
1911.	93,983,000	1,753,134,114	732,002,448	18.65	7.79	26.44
1912.	95,636,000	1,812,856,241	741,184,085	18.95	7.75	26.70

PRICE OF BAR SILVER IN LONDON.

Highest, lowest and average price of bar silver per ounce British standard (.925) since 1872 and the equivalent in United States gold coin of an ounce 1.000 fine, taken at the average price.

CALENDAR YEAR.	Lowest quotation.	Highest quotation.	Average quotation.	Value of a fine oz. at av. quotat'n	CALENDAR YEAR.	Lowest quotation.	Highest quotation.	Average quotation.	Value of a fine oz. at av. quotat'n
1872.	59 1/4	61 3/4	60 5-16	\$1.322	1893.	30 3/4	33 3/4	35 9-16	\$0.78081
1873.	57 3/4	59 15-16	58 1/2	1.298	1894.	27	31 3/4	28 7-16	.63479
1874.	57 1/4	59 1/2	58 5-16	1.278	1895.	27 3-16	31 3/4	29 3/4	.665406
1875.	55 3/4	57 3/4	56 3/4	1.246	1896.	28 3/4	31 15-16	30 3/4	.67437
1876.	46 3/4	58 1/2	52 3/4	1.156	1897.	29 3/4	29 13-16	27 9-16	.60402
1877.	53 1/4	58 1/2	54 13-16	1.201	1898.	25	28 3/4	26 15-16	.58010
1878.	49 3/4	55 3/4	52 9-16	1.152	1899.	26 3/4	29	27 7-16	.60154
1879.	48 3/4	53 3/4	51 1/4	1.123	1900.	27	30 1/4	28 5-16	.62007
1880.	51 3/4	52 3/4	52 1/4	1.145	1901.	24 15-16	29 9-16	27 3-16	.58585
1881.	50 3/4	52 3/4	51 15-16	1.138	1902.	21 11-16	26 1-16	24 1-16	.52795
1882.	50	51 3/4	51 13-16	1.136	1903.	21 11-16	28 3/4	24 3/4	.54257
1883.	50	51 3-16	50 3/4	1.110	1904.	24 7-16	28 9-16	26 13-32	.57876
1884.	49 3/4	51 3/4	50 3/4	1.112	1905.	25 7-16	30 5-16	27 27-32	.61087
1885.	46 3/4	50	48 9-16	1.0645	1906.	29	33 3/4	30 3/4	.67629
1886.	42	47	45 3/4	.9946	1907.	24 1/4	32 7-16	30 5-16	.66152
1887.	43 3/4	47 3/4	45 3/4	.97823	1908.	22	27	24 13-32	.55490
1888.	41 3/4	44 9-16	42 3/4	.93897	1909	22	24 13-16	23 7/32	.52016
1889.	42	44 3/4	41 11-16	.95512	1910.	23 3-16	26	24 21-32	.54077
1890.	43 3/4	51 3/4	47 3/4	1.04633	1911.	23 11-16	26 3/4	24 19-32	.53928
1891.	43 1/4	48 3/4	45 1-16	.98782	1912.	26 3/4	29 11-16	28 3-64	.61470
1892.	37 3/4	43 3/4	39 3/4	.87106					

PRODUCT OF GOLD AND SILVER BY STATES AND TERRITORIES.

Approximate distribution, by producing states and territories, for the calendar years 1910 and 1911 as estimated by the director of the mint.

STATE OR TERRITORY.	GOLD.				SILVER.			
	1910.		1911.		1910.		1911.	
	Fine ounces.	Value.	Fine ounces.	Value.	Fine ounces.	Commercial value.	Fine ounces.	Commercial value.
Alabama.....	1,593	\$32,900	890	\$18,400	300	\$200	200	\$100
Alaska.....	787,148	16,271,800	806,179	16,665,200	153,900	83,100	468,300	252,900
Arizona.....	165,113	3,413,200	1,70,348	3,521,400	2,655,700	1,434,100	3,228,900	1,743,600
California.....	988,854	20,441,400	964,041	19,928,500	1,791,600	967,400	1,270,900	686,300
Colorado.....	992,967	20,526,500	925,839	19,138,800	8,523,000	4,602,400	7,331,200	3,958,800
Georgia.....	1,161	24,000	1,548	32,000	300	200	600	300
Idaho.....	50,113	1,065,900	65,688	1,357,900	7,027,000	3,794,800	8,184,900	4,419,800
Illinois.....					2,000	1,100	4,000	2,200
Kentucky.....					100	100		
Maryland.....			5	100				
Michigan.....					262,200	141,000	507,700	274,100
Missouri.....					32,200	17,400	49,100	26,500
Montana.....	179,974	3,720,400	176,554	3,649,700	12,282,900	6,632,900	12,163,900	6,568,500
Nevada.....	913,015	18,873,700	875,438	18,696,900	12,366,000	6,677,600	13,185,900	7,120,400
New Hampshire.....	283	59,900			700	400		
New Mexico.....	23,084	477,200	36,847	761,700	779,000	420,600	1,341,400	724,300
North Carolina.....	3,122	64,500	3,478	71,900	8,300	4,500	1,000	500
Oregon.....	32,960	681,400	30,679	634,200	43,800	23,600	44,800	24,200
Philippines.....	7,471	154,400	9,448	195,300	1,800	1,000	3,100	1,700
Porto Rico.....	50	1,000	47	2,000				100
South Carolina.....	1,827	37,500	973	20,100				
South Dakota.....	200,295	5,380,200	350,402	7,420,100	120,600	65,100	200,300	108,200
Tennessee.....	136	2,800	576	11,900	69,800	37,700	107,000	67,800
Texas.....	18	400	189	3,900	364,400	196,800	444,200	239,900
Utah.....	208,627	4,312,700	217,620	4,486,200	10,445,900	5,640,800	11,630,600	6,280,500
Virginia.....	44	900	100	200	200	100	200	100
Washington.....	38,392	806,000	40,635	840,000	204,900	110,000	230,300	124,400
Wyoming.....	199	4,100	1,030	21,300	1,300	700	700	400
Total.....	4,657,017	96,269,100	4,687,053	96,890,000	57,137,900	30,854,500	60,399,400	32,615,700

*Includes Pennsylvania.

MONEY OF THE WORLD (JAN. 1, 1912).

Monetary systems and approximate stocks of money in the principal countries of the world as reported by the director of the mint.

COUNTRY.	Monetary standard.	Monetary unit.	Gold in thousands of dollars.	Silver in thousands of dollars.	Uncovered paper in thousands of dollars.	PER CAPITA.			
						Gold.	Silver.	Pa-per.	To-tal.
United States.....	Gold	Dollar.....	\$1,799,600	\$785,900	\$764,500	\$18.98	\$7.76	\$8.07	\$34.81
Austria-Hungary.....	Gold	Crown.....	356,300	122,800	197,600	7.21	2.49	4.00	13.70
Belgium.....	Gold	Franc.....	11,100	139,000	5,000	1.02	1.52	19.04	25.56
Australasia.....	Gold	Pound sterling.....	222,400	10,000	50,54	2.27	52.81
Canada.....	Gold	Dollar.....	7,700	79,100	22,29	1.24	1.24	12.76	36.29
United Kingdom.....	Gold	Pound sterling.....	710,500	116,800	115,200	15.80	2.59	2.56	20.95
India.....	Gold	Pound sterling and Rupee.....	142,400	45,400	14	2.48	78
South Africa.....	Gold	Pound sterling.....	65,400	20,000	8.38	2.56	10.94
Straits Settlements*.....	Gold	Dollar.....	13,000	7,500	4.25	1.88	20.51
Bulgaria.....	Gold	Lev.....	4,800	9,000	1.05	1.20	5.40
Cuba.....	Gold	Peseta.....	42,000	5,000	20,000	2.00	0.38	22.38
Denmark.....	Gold	Crown.....	38,800	7,900	17,800	14.19	2.92	6.41	23.52
Egypt.....	Gold	Piaster.....	182,700	14,500	6,600	16.17	1.26	18.01
Finland.....	Gold	Markkaa.....	10,600	500	14,900	3.66	5.13	8.96
France.....	Gold	Franc.....	1,200,000	411,100	245,900	30.53	10.46	6.26	47.25
Germany.....	Gold	Mark.....	253,600	276,100	3.16	3.90	10.22	11.30
Greece.....	Gold	Drachma.....	4,400	3,000	27,600	1.69	1.15	4.62	13.46
Haiti.....	Gold	Gourde.....	3,400	2,500	8,200	2.26	1.67	5.47	9.40
Italy.....	Gold	Lira.....	24,100	182,300	8.51	7.71	5.38	14.60
Japan.....	Gold	Yen.....	133,900	64,200	101,700	2.57	1.23	1.95	5.55
Mexico.....	Gold	Peso.....	75,600	56,000	51,200	2.08	3.73	3.41	9.22
Netherlands.....	Gold	Florin.....	29,000	64,700	12.81	4.92	10.97	28.70
Norway.....	Gold	Crown.....	20,800	3,700	8,700	8.57	1.54	3.52	13.83
Portugal.....	Gold	Mitreis.....	14,500	33,100	69,900	2.69	6.13	12.94	21.76
Roumania.....	Gold	Lel.....	32,700	12,600	43,200	4.81	1.85	6.55	13.01
Russia.....	Gold	Ruble.....	946,500	78,800	5.91	4.99	6.40
Servia.....	Gold	Dinar.....	1,300	4,900	2.32	4.46	1.75	4.53
Stam.....	Gold	Tical.....	52,200	2,000	0.1	7.46	30
Argentina.....	Gold	Peso.....	9,400	602,200	35.47	1.34	98.89	135.70
Bolivia.....	Gold	Boliviano.....	700	2,000	3.39	87	4.56
Brazil.....	Gold	Mitreis.....	25,000	77,900	5.68	1.22	3.80	10.70
Chile.....	Gold	Peso.....	8,500	19,000	14	2.43	5.43	8.00
Colombia.....	Gold	Dollar.....	10,000	2.33	2.53
Ecuador.....	Gold	Sucre.....	5,400	1,300	1,700	3.00	1.13	5.00
Guiana (British).....	Gold	Pound sterling.....	400	100	33	1.34	22.75
Guiana (Dutch).....	Gold	Florin.....	500	300	2.00	3.00	8.00
Guiana (French).....	Gold	Franc.....	100	600	1.00	1.00	6.00	8.00
Paraguay.....	Gold	Peso.....	42,900	19.00	53.63	72.63
Peru.....	Gold	Sol.....	12,200	2,400	2.71	53	3.24
Uruguay.....	Gold	Peso.....	4,500	8,000	13.82	3.90	7.28	25.00
Venezuela.....	Gold	Bolivar.....	3,100	10,800	800	1.19	4.15	3.1	5.65
Spain.....	Gold	Peseta.....	213,100	256,800	76,000	10.82	13.04	3.85	27.71
Sweden.....	Gold	Crown.....	26,000	8,600	34,700	4.81	1.59	6.43	12.83
Switzerland.....	Gold	Franc.....	65,700	13,500	27,900	19.91	4.09	8.45	32.45
Turkey.....	Gold	Piaster.....	142,400	26,400	5.93	1.07	7.03
Central American states.....	Silver	Peso.....	1,400	9,200	89,900	2.6	1.74	16.96
Total.....				2,621,200	3,567,500				

*Includes the Malay states, Ceylon and Johore. †Except Costa Rica and British Honduras, gold standard countries. Blank spaces indicate that no satisfactory information is available.

COINAGE OF GOLD AND SILVER OF THE WORLD (1900-1911).

CALENDAR YEAR.	GOLD.		SILVER.		CALENDAR YEAR.	GOLD.		SILVER.	
	Fine ounces.	Value.	Fine ounces.	Coining value.		Fine ounces.	Value.	Fine ounces.	Coining value.
1900.....	17,170,053	\$354,336,497	136,907,643	\$177,011,902	1906.....	17,721,058	\$306,330,450	120,339,501	\$155,590,466
1901.....	12,001,537	218,049,787	107,439,696	138,911,891	1907.....	19,921,014	411,809,932	171,561,430	221,816,875
1902.....	10,062,038	220,408,125	149,826,725	193,715,392	1908.....	15,928,573	327,205,649	151,352,824	193,688,499
1903.....	11,134,037	240,438,374	161,150,508	208,367,849	1909.....	15,153,116	313,242,714	87,728,351	119,427,351
1904.....	22,031,285	455,427,085	145,333,335	172,270,379	1910.....	22,004,542	454,874,248	75,736,842	108,915,697
1905.....	11,936,037	245,954,257	73,371,385	103,880,205	1911.....	18,002,444	372,143,555	117,337,838	148,156,282

GOLD AND SILVER COINAGE OF THE UNITED STATES.

By calendar years.

YEAR.	Gold.	Silver.	YEAR.	Gold.	Silver.	YEAR.	Gold.	Silver.	YEAR.	Gold.	Silver.
1877.....	\$43,999,864	\$28,393,045	1886.....	\$28,945,532	\$32,086,709	1895.....	\$39,616,358	\$5,698,010	1904.....	\$233,402,428	\$15,695,610
1878.....	49,786,052	28,518,850	1887.....	23,972,383	35,191,081	1896.....	47,053,060	23,089,899	1905.....	49,638,441	6,332,187
1879.....	59,080,080	27,569,770	1888.....	31,980,803	33,028,606	1897.....	76,028,485	18,487,207	1906.....	77,538,045	10,651,087
1880.....	62,308,279	27,411,034	1889.....	21,413,931	35,496,633	1898.....	77,588,757	23,034,033	1907.....	131,907,430	18,178,485
1881.....	96,350,091	27,940,164	1890.....	20,467,182	39,302,938	1899.....	111,344,220	20,061,520	1908.....	131,638,632	13,201,775
1882.....	65,887,683	27,973,132	1891.....	29,222,005	27,518,858	1900.....	99,272,942	36,295,321	1909.....	88,776,907	8,867,852
1883.....	29,241,900	29,246,968	1892.....	34,787,223	12,641,078	1901.....	101,735,188	30,838,461	1910.....	104,723,735	3,704,468
1884.....	23,991,753	28,534,866	1893.....	56,997,020	8,802,797	1902.....	47,184,932	30,028,167	1911.....	56,176,822	6,457,011
1885.....	27,773,012	28,962,176	1894.....	79,546,160	9,200,351	1903.....	43,683,970	19,874,440	1912.....	17,498,522	7,340,936

BULLION VALUE OF 371/4 GRAINS OF PURE SILVER AT THE ANNUAL AVERAGE PRICE OF SILVER.

Year.	Value.	Year.	Value.	Year.	Value.	Year.	Value.	Year.	Value.
1870.	\$1.045	1878.	\$0.892	1885.	\$0.823	1892.	\$0.674	1899.	\$0.465
1871.	1.027	1879.	.869	1886.	.769	1893.	.603	1900.	.479
1873.	1.003	1880.	.885	1887.	.757	1894.	.490	1901.	.460
1874.	.989	1881.	.875	1888.	.731	1895.	.545	1902.	.408
1875.	.960	1882.	.873	1889.	.733	1896.	.522	1903.	.419
1876.	.900	1883.	.857	1890.	.809	1897.	.467	1904.	.447
1877.	.929	1884.	.859	1891.	.764	1898.	.456	1905.	.472
								1906.	\$0.523
								1907.	.511
								1908.	.414
								1909.	.402
								1910.	.418
								1911.	.417
								1912.	.475

COMMERCIAL RATIO OF SILVER TO GOLD.

Year.	Ratio.	Year.	Ratio.	Year.	Ratio.	Year.	Ratio.	Year.	Ratio.
1700.	14.81	1890.	15.82	1899.	18.05	1891.	20.92	1902.	39.15
1720.	15.04	1891.	15.70	1870.	15.57	1892.	23.72	1903.	38.10
1740.	14.94	1892.	15.29	1871.	15.57	1893.	26.49	1904.	35.70
1750.	14.55	1893.	15.50	1872.	15.63	1894.	32.56	1905.	35.37
1760.	14.14	1894.	15.35	1873.	15.92	1895.	31.60	1906.	30.54
1770.	14.62	1895.	15.37	1874.	16.17	1896.	30.59	1907.	31.24
1780.	14.72	1896.	15.37	1875.	16.59	1897.	34.20	1908.	38.64
1790.	15.04	1897.	15.44	1876.	17.88	1898.	35.08	1909.	39.74
1800.	15.68	1898.	15.43	1877.	17.22	1899.	34.36	1910.	38.22
1810.	15.77	1899.	15.57	1878.	17.94	1900.	33.33	1911.	38.33
1820.	15.62	1900.	15.59	1879.	18.40	1901.	34.68	1912.	33.62

FINANCIAL AND COMMERCIAL STATISTICS OF THE UNITED STATES (1880-1912).

(Upon a per capita basis.)

YEAR.	Popula- tion, June 1.	GOVERNMENT FINANCE PER CAPITA.							GOLD AND SILVER.			
		Amount of money in the United States.	Money in circulation.	Debt, less cash in treasury.	Interest paid.	Net ordinary receipts.	Net ordinary expenditures	Disburse- ments for pensions.	Coin value of paper money, July 1.	Commercial ratio of sil- ver to gold.	Annual aver- age price of silver in Lon- don, per oz.	Bullion value of United States silver dollar.
1880.	50,155,783	\$34.04	\$19.41	\$38.27	\$1.69	\$6.65	\$5.34	\$1.14	\$1.00	\$18.05	\$1.145	\$.885
1890.	62,622,250	34.24	22.82	14.22	.47	6.44	4.75	1.71	1.00	19.76	1.046	.809
1900.	76,903,387	30.66	26.36	14.52	.44	7.43	6.39	1.85	1.00	33.33	.820	.47958
1902.	79,003,000	32.45	28.47	12.27	.55	7.11	5.96	1.75	1.00	39.15	.528	.40855
1903.	80,372,000	33.40	29.42	11.51	.52	6.93	6.25	1.73	1.00	38.10	.543	.41960
1904.	81,752,000	34.29	30.77	11.83	.80	6.60	7.11	1.74	1.00	35.70	.579	.44763
1905.	83,143,000	34.69	31.08	11.91	.29	6.84	6.81	1.71	1.00	33.87	.610	.47200
1906.	84,154,000	36.45	32.32	11.46	.28	7.02	6.79	1.63	1.00	30.54	.677	.52353
1907.	85,817,239	36.90	32.32	10.22	.28	7.02	6.79	1.63	1.00	31.24	.662	.51161
1908.	87,183,822	38.76	34.72	10.75	.24	6.87	7.53	1.71	1.00	33.64	.535	.41371
1909.	88,536,034	38.45	34.03	11.56	.24	6.79	7.45	1.72	1.00	39.74	.520	.40291
1910.	92,174,515	37.84	34.33	11.85	.23	7.48	7.30	1.71	1.00	38.22	.540	.41825
1911.	93,792,505	37.91	34.20	10.83	.23	7.46	6.96	1.68	1.00	38.33	.539	.41709
1912.	95,410,503	38.14	34.34	10.77	.24	7.23	6.84	1.61	1.00	33.62	.614	.47543

YEAR.	COINAGE PER CAPITA OF—		PRODUCTION PER CAPITA OF—		INTERNAL REVENUE.		Merchandise im- ported for con- sumption per capita.	CUSTOMS REVENUE.				
	Gold.	Silver.	Gold.	Silver.	Collected per capita.	Expenses of collect- ing. Per cent.		Duty collected per capita.	Average ad valorem rate of duty.			Expenses of collecting. Per cent.
									On duti- able. Per cent.	On free and duti- able. Per cent.	On free and duti- able. Per cent.	
1880.	\$1.24	\$0.55	\$0.72	\$0.69	\$2.47	2.95	\$12.51	\$3.64	43.48	29.07	3.23	
1890.	.33	.63	.52	.91	2.23	2.65	12.16	3.60	44.41	29.12	3.20	
1900.	1.30	.48	1.04	.47	3.87	1.51	10.93	3.02	49.46	27.62	3.96	
1903.	.54	.25	.92	.36	2.87	1.94	12.28	3.42	49.03	27.85	2.98	
1904.	2.86	.19	.98	.41	2.85	1.94	11.73	3.08	48.78	26.30	8.32	
1905.	.60	.08	1.06	.41	2.82	1.85	12.74	3.03	45.24	23.77	3.48	
1906.	.92	.13	1.14	.45	2.96	1.76	13.95	3.38	44.16	24.22	3.00	
1907.	1.54	.15	1.04	.44	3.14	1.79	15.97	3.72	42.55	23.28	2.55	
1908.	1.51	.14	1.10	.31	2.88	1.85	13.11	3.13	42.94	23.88	3.35	
1909.	1.00	.09	1.12	.32	2.78	1.85	13.94	3.21	43.15	22.99	3.41	
1910.	1.13	.04	1.40	.32	3.14	1.73	16.54	3.50	41.52	21.11	3.20	
1911.	.59	.07	1.02	.34	3.44	1.58	13.45	3.25	41.22	20.29	3.50	
1912.	.18	.07	.96	.35	3.36	1.57	16.94	3.15	40.12	18.58	3.47	

FINANCIAL AND COMMERCIAL STATISTICS OF THE U. S.—CONTINUED.

YEAR.	EXPORTS.										CONSUMPTION PER CAPITA.									
	Domestic merchandise.					Per cent of domestic products exported.														
	Exports per capita.	Manufact'd products, total exports.	Cotton.	Wheat.	Corn.	Bituminous coal.	Raw cotton.	Wheat.	Corn.	Sugar.	Coffee.	Tea.	Distilled spirits.	Malt liquors.	Wines.					
1880	\$16.43	14.78	65.73	40.18	6.43	1.06	18.94	5.35	23.88	42.90	8.78	1.39	1.27	8.26	56					
1890	13.50	21.18	68.15	22.31	4.85	1.33	18.50	6.04	32.09	52.80	7.83	1.33	1.40	13.67	46					
1900	17.96	35.30	65.18	34.00	10.30	3.14	22.57	4.74	24.44	65.20	9.81	1.09	1.27	16.01	39					
1902	17.16	33.48	64.47	31.37	1.84	3.68	25.65	6.18	18.92	72.80	13.37	.94	1.36	17.49	61					
1904	17.57	33.61	65.01	30.28	3.04	3.24	24.64	5.50	30.45	71.10	10.79	1.30	1.46	16.04	47					
1905	17.87	36.47	60.27	18.92	2.59	3.55	25.23	6.33	26.74	75.30	11.75	1.34	1.48	18.28	52					
1906	17.94	40.98	61.55	7.99	3.66	3.69	35.07	6.15	28.59	70.00	12.11	1.23	1.45	18.50	41					
1907	20.41	39.93	62.69	14.09	4.43	3.54	26.51	7.08	30.75	76.19	9.56	1.10	1.51	20.20	53					
1907	21.60	39.92	64.93	19.95	2.55	3.88	29.53	6.86	33.11	77.50	11.36	.99	1.63	21.23	65					
1908	21.04	40.91	66.18	25.71	2.12	3.80	29.23	5.40	29.10	75.42	10.40	1.07	1.44	20.97	58					
1909	17.82	40.98	62.93	17.19	1.41	3.04	25.13	6.22	29.71	82.24	11.74	1.29	1.37	19.17	67					
1910	18.28	44.85	66.85	12.78	1.49	3.07	23.67	7.05	29.44	79.90	9.33	.89	1.43	19.79	65					
1911	21.15	45.07	62.70	10.91	2.27	3.18	6.03	30.07	77.15	9.28	1.04	1.46	20.66	67					
1912	22.41	47.02	12.83	1.65	4.06	5.71	25.99	82.43	9.23	1.05	1.44	19.96	58					

YEAR.	CONSUMPTION OF RAW WOOL.		Tonnage of vessels, annual increase or decrease (+ or -)	Imports and exports of merchandise carried in American vessels.	POSTOFFICE DEPARTMENT.		PUBLIC SCHOOLS.	
	Total per capita.	Per cent foreign.			Revenue per capita.	Expenditure per capita.	Population 5 to 18 years of age.	Expenditures per capita of population 5 to 18 years of age.
1880	Lbs. 6.11	34.9	- 2.43	17.4	\$0.66	\$0.73	Millions 15.1	\$5.17
1890	6.03	27.0	+ 2.71	12.9	.97	1.11	18.5	7.60
1900	5.72	34.4	+ 6.18	9.3	1.34	1.46	21.4	10.04
1901	5.18	24.9	+ 6.96	8.2	1.44	1.49	22.0	10.35
1902	6.07	34.1	+ 4.95	8.8	1.54	1.59	22.7	10.57
1903	5.74	37.8	+ 4.99	9.1	1.67	1.73	23.3	11.10
1904	5.66	37.0	+ 3.35	10.3	1.67	1.86	23.0	11.86
1905	6.52	45.5	+ 2.62	12.1	1.84	2.05	23.4	12.46
1906	5.88	39.6	+ 3.38	12.0	2.00	2.17	23.8	12.94
1907	5.81	40.0	+ 3.95	10.6	2.13	2.25	24.3	13.63
1908	4.95	27.9	+ 3.95	9.08	2.19	2.36	24.6	15.10
1909	6.67	44.5	+ 3.32	9.5	2.30	2.53	24.2	16.56
1910	6.39	44.7	+ 1.61	8.7	2.43	2.49	25.0	17.03
1911	4.77	28.89	+ 1.74	8.7	2.54	2.53	24.8	17.09
1912	5.19	3.87	+ 1.99	9.4	2.58	2.60

PRESIDENT TAFT'S BUDGET PLAN.

In a special message to congress Feb. 26, 1913, President William H. Taft recommended the adoption of a budget system of making proposed expenditures conform to expected revenue, pointing out that the United States was the only important nation not having such a system. He advised the organization of a budget committee of congress to act as a final clearing house through which all the recommendations of committees having to do with revenues and expenditures should pass before taking the form of bills. Some of the advantages of the budget system pointed out by Mr. Taft were:

It would be a means of locating responsibility for estimates in keeping with revenues.

It would be a means of allowing congress to see how much gross it will have to spend before it begins appropriating for each department or detail of government machinery.

It would furnish congress and the public with

ready reference to reports and detailed records of account.

It would produce an adequate organization for assembling and classifying information to be used in telling the country what has been done and of the government's future needs.

It would aid many bureaus hitherto organized but directed under an inconsistent and ill defined programme to work with a well defined purpose.

To carry out the budget plan, to reduce the deficit and the fixed charges against the government the president proposed to create a sinking fund commission to consist of the chairman of the finance committee of the senate, the chairman of the house ways and means committee, the attorney-general and secretary of the treasury, with the comptroller of the treasury as annual auditor of the sinking fund account.

AMERICAN AND EUROPEAN ZOOLOGICAL GARDENS.

American.
 Detroit—In Belle Isle park.
 Chicago—In Lincoln park.
 Cincinnati—Zoological park.
 Milwaukee—In West park.
 New York—In Bronx park.
 New York—In Central park.
 Philadelphia—Zoological park.

Pittsburgh—In Schenley park.
 San Francisco—In Golden Gate park.
 Washington—National Zoological park.
 European.
 Amsterdam—"Artis."
 Antwerp—Dierentuin.

Berlin—Thiergarten.
 Cologne—Zoologisch garten.
 Copenhagen—Dyrehave.
 Dublin—In Phoenix park.
 Hamburg—Zoologisch garten.
 Hamburg—Hagenbeck collection.
 Hanover—Zoologisch garten.
 London—In Regent's park.

NATIONAL DEBTS, REVENUES AND EXPENDITURES.

[From report of bureau of statistics, Washington, D. C.]

COUNTRY.	Year.	Total debt in United States currency.	Rates of Inter-est. Per ct.	Interest and other annual charges (budget estimate).	Revenue.	Expendi-ture.	PER CAPITA OF—			
							Debt.	Interest.	Revenue.	Expendi-ture.
Argentina	1912	\$670,428,000	4 - 6	\$32,528,000	\$140,825,000	\$134,468,000	893.48	\$4.54	\$19.64	\$18.75
Australasian Commonwealth	1911	48,901,000			66,200,000	64,036,000	10.63		14.39	13.91
States	1911	1,299,975,000	3 - 4	50,489,000	181,840,000	181,274,000				
New Zealand	1911	394,567,000	3 - 4	11,964,000	68,345,000	63,608,000	371.27	11.26	89.48	89.85
Austria-Hungary	1911	1,051,346,000	3 - 5	42,956,000	92,954,000	92,954,000	20.57	5.4	1.82	1.82
Austria	1912	1,433,511,000	3 - 5	53,145,000	592,149,000	592,087,000	50.62	1.88	20.91	20.91
Hungary	1912	1,224,677,000	3 - 5	60,423,000	376,108,000	376,097,000	68.64	2.89	18.01	18.01
Belgium	1912	741,044,000	2 1/2 - 3	29,567,000	136,751,000	136,751,000	98.58	3.93	18.19	18.19
Kongo, Belgian	1912	51,741,000	3 - 4	1,430,000	8,756,000	13,809,000	2.74	0.07	4.44	6.66
Bolivia	1912	153,311,000	3 - 10	1,348,000	6,711,000	6,757,000	5.87	1.59	2.96	2.98
Brazil	1912	693,067,000	4 - 5	29,657,000	167,320,000	177,592,000	81.43	1.40	7.92	8.41
Bulgaria	1912	135,300,000	4 1/2 - 6	7,494,000	36,723,000	36,463,000	31.25	1.73	8.48	8.42
Canada	1912	474,941,000	2 1/2 - 4	14,116,000	117,750,000	87,774,000	133.03	1.06	16.63	12.33
Central America—Costa Rica	1913	14,624,000	4 - 5	706,000	4,138,000	4,127,000	37.69	1.82	10.67	10.64
Guatemala	1911	17,846,000	4 - 8	1,761,000	3,723,000	4,150,000	8.79	8.7	1.83	2.04
Honduras	1913	118,301,000	5 - 10	282,000	2,126,000	2,126,000	209.01	.50	3.76	3.76
Nicaragua	1910	9,641,000	6	394,000	1,518,000	1,205,000	16.07	.66	2.53	2.01
Panama	1911	51,000	7	4,000	3,366,000	3,360,000	.13	0.1	8.70	8.68
Salvador	1911	13,149,000	2 - 6	1,454,000	5,391,000	5,177,000	7.70	.85	3.16	3.03
Chile	1911	210,136,000	4 1/2 - 5	8,212,000	72,227,000	72,675,000	51.53	2.40	21.08	21.24
China	1912	636,822,000	4 - 5	33,696,000	193,261,000	375,147,000	1.90	1.10	.58	1.12
Colombia	1912	23,465,000	3 - 6	2,544,000	11,115,000	11,115,000	4.66	.51	2.21	2.21
Cuba	1912	61,319,000	4 1/2 - 6	4,628,000	44,116,000	44,001,000	27.62	2.08	19.87	19.82
Denmark	1912	90,010,000	5 - 5 1/2	3,060,000	25,592,000	31,523,000	32.65	1.11	9.98	11.86
Ecuador	1912	20,000,000	4 - 10	1,404,000	7,749,000	9,221,000	18.03	1.06	5.48	6.42
Egypt	1912	460,476,000	3 - 4	22,682,000	78,594,000	76,132,000	40.80	2.01	6.96	6.4
France	1912	6,283,675,000	2 1/2 - 3	185,775,000	868,178,000	868,107,000	158.67	4.69	21.22	21.92
Algeria	1912	10,289,000	3 1/2	3,291,000	28,017,000	28,015,000	1.85	.59	5.04	5.04
Tunis	1912	68,936,000	3 - 3 1/2	2,989,000	10,519,000	10,518,000	35.74	1.55	5.45	5.45
Indo-China	1911	47,461,000	2 1/2 - 3 1/2	2,153,000	25,454,000	25,454,000	2.79	.13	1.50	1.50
Colombia (n. e. s.)	1911	50,533,000	3 - 4	2,335,000	26,413,000	25,313,000	2.37	.09	1.05	1.01
German empire	1913	1,219,430,000	3 - 4	57,128,000	686,900,000	686,900,000	18.78	.88	10.58	10.58
States	1911	5,705,754,000	3 - 4	158,726,000	1,426,309,000	1,400,553,000	57.68	2.44	21.99	21.57
Colombias	1913	20,130,000		1,464,000	15,062,000	30,204,000	1.44	1.10	1.08	1.26
Greece	1912	177,910,000	2 1/2 - 5	7,069,000	27,815,000	27,662,000	66.73	2.65	10.43	10.38
Haiti	1913	42,893,000	2 1/2 - 5	2,984,000	6,244,000	6,244,000	17.15	1.19	2.50	2.50
India—British	1912	1,348,982,000	5 - 5 1/2	47,576,000	806,006,000	852,633,000	4.29	1.26	1.22	1.22
Japan	1913	2,640,748,000	5 - 5 1/2	97,040,000	51,877,000	50,623,000	76.37	2.80	14.72	14.64
Formosa	1913	1,271,745,000		70,877,000	286,837,000	286,837,000	25.06	1.40	5.65	5.65
Chosen (Korea)	1913	14,569,000	6 - 6 1/2	1,189,000	26,340,000	26,340,000	1.04	.08	1.87	1.87
Liberia	1911	1,700,000	5 - 6	85,000	490,000	490,000	1.13	.06	.33	.33
Luxemburg	1912	2,091,000	3 1/2	261,000	3,608,000	3,982,000	8.04	1.00	13.88	15.32
Mexico	1911	219,213,000	3 - 5	14,418,000	55,349,000	60,812,000	15.50	.95	3.66	4.02
Netherlands	1912	467,709,000	2 1/2 - 3	15,213,000	81,231,000	89,251,000	77.67	2.53	13.49	14.82
East Indies	1912				94,053,000	106,877,000			2.48	2.82
Possessions in America	1912				2,732,000	3,256,000			18.46	22.00
Norway	1911	98,531,000	3 - 3 1/2	4,120,000	33,073,000	32,405,000	41.19	1.72	13.83	13.55
Paraguay	1912	7,645,000	3 - 7	835,000	3,564,000	4,076,000	9.55	1.04	4.45	5.00
Peru	1912	26,253,000	1 - 5 1/2	542,000	16,326,000	16,326,000	5.70	.12	3.63	3.63
Portugal	1913	968,324,000	3 - 5	37,999,000	81,693,000	85,802,000	178.56	7.00	14.64	14.10
Colombias	1911				12,345,000	12,600,000			1.44	1.47
Roumania	1913	294,061,000	4 - 5 1/2	17,682,000	97,580,000	96,606,000	41.49	2.48	13.77	13.63
Russia	1913	4,604,945,000	3 - 6	207,497,000	1,637,259,000	1,652,330,000	27.72	1.25	9.86	9.95
Finland	1910	34,360,000	3 - 4 1/2	1,736,000	32,911,000	33,543,000	11.03	.52	10.57	10.77
Santo Domingo	1912	14,646,000	5	1,844,000	4,860,000	4,806,000	20.63	2.60	6.86	6.79
Serbia	1912	128,078,000	2 - 5	6,269,000	25,238,000	25,238,000	43.31	2.12	8.54	8.54
Siam	1912	10,135,000	4 1/2	456,000	23,180,000	23,149,000			3.71	3.71
Spain	1911	1,815,691,000	4 - 5	73,074,000	202,531,000	187,210,000	92.59	3.73	10.33	9.55
Sweden	1913	144,030,000	3 - 4	8,130,000	70,491,000	70,491,000	25.90	1.46	12.67	12.67
Switzerland	1912	23,514,000	3 - 3 1/2	1,384,000	17,385,000	18,640,000	6.29	.37	4.77	4.97
Turkey	1913	554,441,000	3 1/2 - 4	64,271,000	134,262,000	152,198,000	22.30	2.58	5.40	6.12
Union of South Africa	1912	596,128,000	3 - 5	15,862,000	78,408,000	81,670,000	94.78	2.63	13.13	13.67
United Kingdom	1912	5,527,270,000	2 1/2 - 2 3/4	119,229,000	900,742,000	868,580,000	77.75	2.63	19.86	19.15
Colombias (n. e. s.)	1911	186,190,000	3 - 4	6,556,000	106,605,000	92,417,000	4.49	.16	2.43	2.23
United States	1912	1,027,575,000	2 - 4	22,616,000	99,249,000	965,274,000	10.61	.23	10.25	9.97
Philippines	1912	16,125,000	4	713,000	14,895,000	15,104,000	1.95	.11	1.54	1.65
Uruguay	1912	136,341,000	3 1/2 - 5	8,593,000	34,702,000	34,076,000	115.74	7.29	29.67	29.44
Venezuela	1913	37,729,000	3	1,275,000	10,133,000	10,133,000	13.75	.46	3.69	3.69
Total		41,736,701,000		1,686,768,000	157,443,000	116,877,140,000				

NOTE—The years for which the revenues and expenditures are given are approximately, but not in all cases, the same as those for the debts.

BIRTH STONES.

[Authorized by American Jewelers' association.]

January	Garnet	April	Diamond	Aug.	Moonstone, peridot	November	Topaz
February	Amethyst	May	Emerald	September	Sapphire	December	Turquoise
March	Aqua marine,	June	Pearl, moonstone	October	Opal, tourmaline		Lapis lazuli
	bloodstone	July	Ruby				

STATEMENT OF THE PUBLIC DEBT (JUNE 30, 1913).

INTEREST-BEARING DEBT.

TITLE OF LOAN.	Authorizing act.	Rate.	Issued.	Amount issued.	Total outstanding June 30, 1913.
Consols of 1930.....	March 14, 1900.....	2 per cent.....	1900.....	\$646,250.150	\$646,250.150
Loan of 1908-1918.....	June 13, 1898.....	3 per cent.....	1898.....	198,792,663	63,045,460
Loan of 1925.....	Jan. 14, 1875.....	4 per cent.....	1895-1896.....	162,315.400	118,489,900
Panama canal loan:					
Series 1906.....	June 28, 1902 & Dec. 21, 1905	2 per cent.....	1906.....	54,631,980	54,631,980
Series 1908.....	June 28, 1902 & Dec. 21, 1905	2 per cent.....	1908.....	30,000,000	30,000,000
Series 1911.....	Aug. 5, 1909, Feb. 4, 1910, and March 2, 1911	3 per cent.....	1911.....	50,000,000	50,000,000
Postal savings bonds:					
(1st, 2d and 3d series).....	June 25, 1910.....	2½ per cent.....	1911-12.....	1,314,140	1,314,140
1913-33 (fourth series).....	June 25, 1910.....	2½ per cent.....	1913.....	1,074,980	1,074,980
Aggregate int.-bearing debt				1,144,379,310	965,706,610

DEBT ON WHICH INTEREST HAS CEASED SINCE MATURITY.

Funded loan of 1891, continued at 2 per cent, called for redemption May 18, 1900; interest ceased Aug. 18, 1900.....	\$5,000.00
Funded loan of 1891, matured Sept. 2, 1891.....	23,650.00
Loan of 1904, matured Feb. 2, 1904.....	13,250.00
Funded loan of 1907, matured July 2, 1907.....	700,400.00
Refunding certificates, matured July 1, 1907.....	13,570.00
Old debt matured at various dates prior to Jan. 1, 1861, and other items of debt matured at various dates subsequent to Jan. 1, 1861.....	903,680.23
Aggregate of debt on which interest has ceased since maturity.....	1,659,550.23

DEBT BEARING NO INTEREST.

United States notes—Feb. 25, 1862; July 11, 1862; March 3, 1863.....	\$346,681,016.00
Old demand notes—July 17, 1861; Feb. 12, 1862.....	53,152.50
National bank notes—Redemption fund—July 14, 1890.....	22,092,806.00
Fractional currency—July 17, 1862; March 3, 1863; June 30, 1864. Less \$8,375,934 estimated as lost or destroyed, act of June 21, 1879.....	6,554,009.90
Aggregate of debt bearing no interest.....	375,681,584.40

CERTIFICATES AND NOTES ISSUED ON DEPOSITS OF COIN AND SILVER BULLION.

CLASSIFICATION.	If circulation.	In the treasury.	Out-standing.
Gold certificates—March 3, 1863; July 12, 1862; March 14, 1900.....	\$1008,532,749	\$78,194,420	\$1,086,727,169
Silver certificates—Feb. 28, 1878; Aug. 4, 1886; March 3, 1887; March 14, 1900.....	470,189,192	13,360,808	483,550,000
Treasury notes of 1890—July 14, 1890; March 14, 1900.....	2,656,781	3,219	2,660,000
Aggregate of certificates and treasury notes offset by cash in the treasury.....	1,481,378,722	91,558,447	1,572,937,169

CLASSIFICATION.	RECAPITULATION OF PUBLIC DEBT.	June 30, 1913	May 31, 1913
Interest-bearing debt.....		\$965,706,610.00	\$965,706,610.00
Debt on which interest has ceased since maturity.....		1,659,550.26	1,660,900.26
Debt bearing no interest.....		375,681,584.40	375,127,979.40
Aggregate of interest and noninterest bearing debt.....		1,343,017,744.66	1,342,495,489.66
Certificates and treasury notes offset by an equal amount of cash in treasury.....		1,572,937,169.00	1,565,162,769.00

CASH IN THE TREASURY AND CURRENT LIABILITIES—GENERAL FUND.

ASSETS.		LIABILITIES.	
Cash in treasury offices—Gold coin.....	\$23,084,092.92	Current liabilities in treasury offices—	
Gold certificates.....	78,194,420.00	Outstanding warrants and checks.....	\$14,730,825.00
Standard silver dollars.....	9,991,659.00	Balances to the credit of disbursing officers.....	77,053,640.15
Silver certificates.....	13,360,808.00	Postoffice department balances.....	10,883,411.02
United States notes.....	8,757,310.00	Miscellaneous items (assets of banks in liquidation, etc.).....	4,564,518.53
Treasury notes of 1890.....	3,219.00	Coupons and interest matured.....	142,357.48
Certified checks on banks.....	62,200.77	National bank notes: redemption fund§	22,092,806.00
National bank notes.....	42,895,985.20	National bank 3 per cent fund.....	26,543,959.39
	176,349,694.89		136,061,514.23
In national bank depositories—		In national bank depositories—	
To credit of treasurer of United States.....	74,160,472.33	Balances to credit of postmasters, judicial officers, etc.....	5,588,827.18
To credit of postmasters, judicial officers, etc.....	5,588,827.18	Outstanding warrants.....	494,819.46
In transit or checks not cleared.....	23,000,000.00		
Available cash in treasury and banks... 279,038,994.40		Current liabilities in treasury and banks	162,145,156.87
Free and available balance in treasury and banks—			
Available cash as above.....	\$279,038,994.40	In treasury Philippines—	
Current liabilities, contra.....	162,145,156.87	Balances to credit of disbursing officers.....	3,186,102.50
Free balance.....	116,893,837.53	Outstanding warrants.....	421,261.69
In treasury Philippines—		Total liabilities against cash.....	165,752,221.06
To credit of treasurer United States... 1,067,510.48		Net balance in general fund.....	142,396,825.47
To credit of disbursing officers.....	3,186,102.50		
Balances in treasury offices, 1 m l t e d tender or unavailability—Silver bullion.....	2,054,492.54	Total liabilities and net balance.....	308,149,356.53
Subsidiary silver coin.....	20,765,510.86		
Fractional currency.....	276.37		
Minor coin.....	2,006,469.38		
Total cash assets in general fund.....	308,149,356.53		

THE CURRENCY TRUST FUNDS, THE GENERAL FUND, AND THE GOLD RESERVE FUND.

Assets.		Liabilities.	
Currency trust funds—Gold coin.....	\$887,471,847.00	Outstanding certificates—Gold certificates outstanding.....	\$1,086,727,169.00
Gold bullion.....	199,255,322.00	Silver certificates outstanding.....	483,550,000.00
Total gold.....	1,086,727,169.00	Treasury notes outstanding.....	2,660,000.00
Silver dollars.....	483,550,000.00	Total outstanding certificates.....	1,572,277,169.00
Silver dollars of 1890.....	2,660,000.00	General fund liabilities and balance—	
Total currency trust funds.....	1,572,937,169.00	Total liabilities against cash, as above	165,752,521.06
General fund—		Balance in general fund,	
Total cash assets, as above.....	308,149,356.53	as above.....	\$142,396,835.47
Gold reserve fund—Gold coin.....	100,000,000.00	Gold reserve.....	150,000,000.00
Gold bullion.....	50,000,000.00	Total net balances.....	292,396,835.47
Grand total cash assets in treasury.....	2,081,086,525.53		2,081,086,525.53

CIRCULATION STATEMENT (JULY 1, 1913).

CLASSIFICATION.	General stock of money in the U. S. June 2, 1913.	General stock of money in the U. S. July 1, 1913.	**Held in treasury as assets of the government July 1, 1913.	MONEY IN CIRCULATION.		
				July 1, 1913.	July 1, 1912.	Jan. 1, 1879.
Gold coin (including bullion in treas.)	\$1,861,369,995	\$1,868,790,800	\$173,084,093	\$608,579,598	\$607,445,193	\$96,262,850
Gold certificates†	78,194,420	1,008,532,749	942,692,184	21,189,280
Standard silver dollars.....	565,590,020	565,618,020	9,991,669	72,076,361	70,330,726	5,790,721
Silver certificates†	13,960,808	470,189,192	469,049,230	413,360
Subsidiary silver.....	175,299,876	175,471,210	20,765,511	154,705,699	141,231,758	67,982,001
Treasury notes of 1890.....	2,688,000	2,688,000	3,219	2,656,781	2,919,095
United States notes.....	346,681,016	346,681,016	8,757,310	337,923,706	337,922,129	†310,288,511
National bank notes.....	755,294,066	759,157,906	42,895,985	716,261,921	705,195,304	314,339,398
Total.....	3,706,922,878	3,718,379,012	847,053,005	3,371,326,007	3,276,786,613	816,266,721

Population of continental United States July 1, 1913, estimated at 97,337,000; circulation per capita, \$34.64.

*The "National Bank Notes: Redemption Fund" was established under requirement of the act of July 14, 1890, which states: Deposits made by national banks to redeem circulating notes shall be covered into the treasury as miscellaneous receipts and the treasury shall redeem from the general cash the circulating notes which come into its possession subject to redemption. The balance of deposits shall, at the close of each month, be reported on the monthly public debt statement as a debt of the United States bearing no interest.

†This includes \$38,398,248.20 which the treasury has redeemed and for which it will receive payment from national banks.

‡The balances in national banks are considerably in excess of authorized deposits on account of large payments of corporation taxes and other revenue at the end of the fiscal year.

§The act of July 14, 1890, provides that deposits made by national banks to redeem circulating notes shall be covered into the treasury as miscellaneous receipts, and that the treasury shall redeem from the general cash the circulating notes which come into its possession subject to redemption.

||Reserved against \$346,681,016 of United States notes and \$2,660,000 of treasury notes of 1890.

**This statement of money held in the treasury as assets of the government does not include deposits of public money in national bank deposits to the credit of the treasurer of the United States, amounting to \$74,160,472.33. For a full statement of assets see public debt statement.

††For redemption of outstanding certificates an exact equivalent in amount of the appropriate kinds of money is held in the treasury, and is not included in the account of money held as assets of the government.

‡‡Includes \$33,190,000 currency certificates, act June 8, 1872.

ANALYSIS OF THE PUBLIC DEBT.

JULY 1.	Debt on which interest has ceased.	Debt bearing no interest.*	Outstanding principal.	Cash in the treasury.	Principal of debt less cash in treasury.	Population of the United States.	Debt per capita.	Interest per capita.
1890.....	\$1,815,805.26	\$825,011,289.47	\$1,552,140,204.73	\$361,555,834.20	\$924,465,218.53	62,947,714	\$14.22	\$0.47
1891.....	1,014,705.26	959,852,749.35	1,545,996,501.61	694,068,859.89	851,927,751.78	63,844,000	13.54	.37
1892.....	2,735,875.26	1,000,648,939.57	1,558,494,144.83	746,937,681.03	811,526,463.80	65,086,000	12.39	.95
1893.....	2,094,070.26	958,554,525.87	1,545,985,686.13	707,016,210.89	838,969,475.75	66,349,000	12.64	.95
1894.....	1,851,240.26	995,360,506.42	1,632,253,636.68	732,940,256.13	899,313,380.55	67,632,000	13.30	.88
1895.....	1,721,590.26	958,197,531.99	1,675,120,985.25	811,061,686.46	864,059,314.78	68,934,000	13.08	.42
1896.....	1,600,890.26	920,830,549.14	1,769,840,323.40	855,905,635.51	915,934,687.89	70,254,000	13.60	.49
1897.....	1,346,890.26	968,960,656.64	1,817,672,695.90	925,649,765.87	922,022,930.03	71,562,900	13.78	.48
1898.....	1,262,680.00	947,901,845.64	1,796,531,995.90	769,446,503.76	1,027,085,492.14	72,947,000	14.08	.47
1899.....	1,218,300.26	944,690,256.66	1,901,927,306.92	836,607,071.73	1,155,320,235.19	74,318,000	15.55	.54
1900.....	1,176,320.26	1,112,305,911.41	2,136,961,091.67	1,029,249,833.78	1,107,711,257.89	75,994,575	14.58	.44
1901.....	1,415,620.26	1,154,770,273.63	2,143,326,933.89	1,098,587,813.92	1,044,739,119.97	77,612,569	13.46	.38
1902.....	1,280,890.26	1,226,250,246.63	2,158,610,445.89	1,189,153,204.85	969,457,241.04	79,230,563	12.24	.55
1903.....	1,305,000.26	1,286,718,281.63	2,202,464,781.89	1,277,453,144.58	925,011,637.31	80,848,567	11.44	.32
1904.....	1,970,120.26	1,366,875,224.88	2,264,005,585.14	1,296,771,811.39	967,233,773.75	82,466,591	11.79	.29
1905.....	1,370,245.26	1,378,086,478.58	2,274,615,083.84	1,365,467,439.06	909,147,624.78	84,084,545	11.77	.29
1906.....	1,128,135.26	1,440,874,563.78	2,331,161,830.04	1,372,726,152.25	964,435,686.79	85,702,539	11.25	.27
1907.....	1,086,815.26	1,561,266,966.00	2,457,188,061.54	1,578,591,306.51	878,596,755.03	87,320,533	10.66	.25
1908.....	4,130,015.26	1,725,172,266.28	2,626,866,271.54	1,688,673,862.16	938,132,409.38	88,938,527	10.55	.24
1909.....	2,883,855.26	1,723,344,896.78	2,639,546,241.04	1,615,684,710.25	1,023,861,530.79	90,566,521	11.31	.23
1910.....	1,124,985.26	1,737,223,452.78	2,652,695,838.04	1,606,216,652.79	1,046,449,185.25	92,174,515	11.35	.23
1911.....	1,879,830.26	1,848,367,586.43	2,765,600,606.69	1,749,816,268.23	1,015,884,338.46	93,792,569	10.83	.23
1912.....	1,740,450.26	1,902,836,653.40	2,846,373,874.16	1,840,799,176.88	1,027,574,697.28	95,410,503	10.77	.24
1913.....	1,639,550.26	1,948,618,753.40	2,915,984,913.66	2,031,086,525.53	884,898,388.13	97,337,000

*Includes certificates issued against gold, silver and currency deposited in the treasury.

OUTSTANDING PRINCIPAL OF PUBLIC DEBT.

On Jan. 1 of each year from 1791 to 1843, inclusive, and on July 1 of each year since.

Year.	Amount.	Year.	Amount.	Year.	Amount.	Year.	Amount.
1791.....	\$75,463,476.52	1816.....	\$127,364,933.74	1841.....	\$5,250,875.54	1865.....	\$2,680,647,869.74
1792.....	77,227,924.66	1817.....	125,501,965.16	1842.....	13,894,480.73	1866.....	2,773,236,713.69
1793.....	80,358,634.04	1818.....	103,466,633.83	1843.....	20,201,226.27	1867.....	2,678,126,103.57
1794.....	78,427,404.77	1819.....	95,529,648.28	1844.....	32,742,922.00	1868.....	2,611,687,851.19
1795.....	80,747,587.39	1820.....	91,015,566.15	1845.....	23,461,652.50	1869.....	2,588,452,213.94
1796.....	83,762,172.07	1821.....	89,987,427.66	1846.....	15,925,543.01	1870.....	2,480,672,427.47
1797.....	82,064,479.33	1822.....	93,546,676.98	1847.....	15,550,202.97	1871.....	2,353,211,332.32
1798.....	79,228,529.12	1823.....	90,875,877.28	1848.....	38,826,594.77	1872.....	2,253,251,328.78
1799.....	78,408,669.77	1824.....	90,269,777.77	1849.....	47,044,802.23	1873.....	2,234,482,993.20
1800.....	82,976,294.35	1825.....	83,978,333.71	1850.....	63,001,858.69	1874.....	2,251,630,468.43
1801.....	83,038,030.80	1826.....	91,955,059.99	1851.....	63,452,773.75	1875.....	2,232,254,531.95
1802.....	80,712,636.40	1827.....	73,957,357.20	1852.....	68,204,796.02	1876.....	2,148,335,067.15
1803.....	85,427,120.58	1828.....	67,475,043.57	1853.....	66,190,941.71	1877.....	2,130,301,332.10
1804.....	77,034,636.40	1829.....	58,421,413.67	1854.....	59,803,117.70	1878.....	2,226,205,892.53
1805.....	82,312,150.50	1830.....	43,565,406.50	1855.....	42,242,222.42	1879.....	2,300,567,232.04
1806.....	75,723,270.66	1831.....	39,123,191.68	1856.....	35,586,956.56	1880.....	2,120,415,370.63
1807.....	69,218,398.64	1832.....	24,322,235.18	1857.....	31,932,537.90	1881.....	2,069,013,569.58
1808.....	65,196,317.97	1833.....	7,001,698.83	1858.....	28,699,831.85	1882.....	1,918,312,994.03
1809.....	57,023,192.09	1834.....	4,760,682.08	1859.....	44,911,881.03	1883.....	1,884,171,728.07
1810.....	53,173,217.52	1835.....	33,733.05	1860.....	58,496,837.88	1884.....	1,890,528,923.57
1811.....	48,005,587.76	1836.....	37,513.05	1861.....	64,842,287.88	1885.....	1,863,964,873.34
1812.....	45,209,737.90	1837.....	396,957.83	1862.....	90,580,873.72	1886.....	1,775,063,013.78
1813.....	55,962,327.57	1838.....	3,308,124.07	1863.....	524,176,412.13	1887.....	1,757,657,592.63
1814.....	81,437,846.24	1839.....	10,434,221.14	1864.....	1,119,772,138.63	1888.....	1,692,858,984.58
1815.....	99,833,660.15	1840.....	3,573,343.32	1865.....	1,815,784,370.37	1889.....	1,619,032,922.23

GOVERNMENT RECEIPTS AND DISBURSEMENTS BY FISCAL YEARS.

	1913.	1912.	1911.	1910.	1909.	1908.
1. Ordinary receipts.....	\$723,782,321.16	\$691,778,465.37	\$701,372,374.99	\$675,511,715.02	\$603,589,489.84	\$601,060,723.27
Ordinary disbursements.....	683,639,632.10	654,533,963.47	654,137,497.89	639,705,391.08	602,324,444.77	621,102,390.61
Excess of receipts (+) or disbursements (-).....	+40,083,229.06	+37,224,501.90	+47,234,877.10	+15,806,323.94	-58,734,954.93	-20,041,667.37
2. Panama canal receipts.....	33,189,104.15	18,102,170.04			80,731,008.21	25,367,768.67
Panama canal disbursements.....	41,741,258.05	35,327,370.66	37,063,515.38	33,911,673.37	31,419,442.41	38,093,929.04
Excess of receipts (+) or disbursements (-).....	-4,741,258.03	-2,138,266.51	-18,961,345.29	-33,911,673.37	-688,434.20	-12,726,160.37
3. Public debt receipts.....	23,400,850.00	20,537,645.00	40,232,555.00	31,674,292.50	45,624,239.50	73,789,636.50
Public debt disbursements.....	24,191,610.50	28,648,327.53	35,223,339.35	33,049,639.50	104,906,770.00	79,891,906.50
Excess of receipts (+) or disbursements (-).....	-790,760.50	-8,110,682.53	+5,009,215.65	-1,375,403.00	-59,372,530.50	-5,877,730.00
Excess of all receipts (+) or all disbursements (-).....	-2,448,789.47	+26,975,552.86	+33,282,250.41	-19,480,752.42	-118,795,919.63	-26,890,697.74
Balance in general fund at close of year.....	164,703,689.52	167,152,478.99	140,176,926.15	106,894,675.67	126,375,428.10	245,171,847.73

COINS OF THE UNITED STATES (1792-1912).

GOLD COINS.

Double Eagles—Authorized to be coined, act of March 3, 1849; weight, 516 grains; fineness, .900. Total amount coined to June 30, 1912, 2,352,587,300. Full legal tender.

Eagles—Authorized to be coined, act of April 2, 1792; weight, 270 grains; fineness, .916 $\frac{2}{3}$; weight changed, act of June 28, 1834, to 258 grains; fineness changed, act of June 28, 1834, to .899225; fineness changed, act of Jan. 18, 1837, to .900. Total amount coined to June 30, 1912, \$496,112,890. Full legal tender.

Half-Eagles—Authorized to be coined, act of April 2, 1792; weight, 135 grains; fineness, .916 $\frac{2}{3}$; weight changed, act of June 28, 1834, to 129 grains; fineness changed, act of June 28, 1834, to .899225; fineness changed, act of Jan. 18, 1837, to .900. Total amount coined to June 30, 1912, \$371,802,850. Full legal tender.

Quarter-Eagles—Authorized to be coined, act of April 2, 1792; weight, 67.5 grains; fineness, .916 $\frac{2}{3}$; weight changed, act of June 28, 1834, to 64.5 grains; fineness changed, act of June 28, 1834, to .899225; fineness changed, act of Jan. 18, 1837, to .900. Total amount coined to June 30, 1912, \$38,950,520. Full legal tender.

Three-Dollar Piece—Authorized to be coined, act of Feb. 21, 1853; weight, 77.4 grains; fineness, .900; coinage discontinued, act of Sept. 26, 1890. Total amount coined, \$1,619,376. Full legal tender.

One Dollar—Authorized to be coined, act of March 3, 1849; weight, 25.8 grains; fineness, .900; coinage discontinued, act of Sept. 26, 1890. Total amount coined, \$19,499,337. Full legal tender.

One Dollar, Louisiana Purchase Exposition—Authorized June 28, 1902; weight, 25.8 grains; fineness, .900. Total amount coined, \$250,000.

One Dollar, Lewis and Clark Exposition—Authorized April 13, 1904; weight, 25.8 grains; fineness, .900. Total amount coined, \$60,000.

SILVER COINS.

Dollar—Authorized to be coined, act of April 2, 1792; weight, 416 grains; fineness, .8924; weight changed, act of Jan. 18, 1837, to 412 $\frac{1}{2}$ grains; fineness changed, act of Jan. 18, 1837, to .900; coinage discontinued, act of Feb. 12, 1873. Total amount coined to Feb. 12, 1873, \$8,031,238. Coinage reauthorized, act of Feb. 28, 1873; coinage discontinued after July 1, 1891, except for certain purposes, act of July 14, 1890. Amount coined to June 30, 1912, \$578,303,848. Full legal tender except when otherwise provided in the contract.

Trade Dollar—Authorized to be coined, act of Feb. 12, 1873; weight, 420 grains; fineness, .900; legal tender limited to \$5, act of June 22, 1874 (rev. stat.); coinage limited to export demand and legal tender quality repealed, joint resolution, July 22, 1876; coinage discontinued, act of Feb. 19, 1887. Total amount coined, \$35,965,924.

Lafayette Souvenir Dollar—Authorized by act of March 3, 1899; weight, 412 $\frac{1}{2}$ grains; fineness, .900. Total amount coined, \$50,000.

Half-Dollar—Authorized to be coined, act of April 2, 1792; weight, 208 grains; fineness, .8924; weight changed, act of Jan. 18, 1837, to 206 $\frac{1}{4}$ grains; fineness changed, act of Jan. 18, 1837, to .900; weight changed, act of Feb. 21, 1853, to 206 $\frac{1}{2}$ grains; weight changed, act of Feb. 12, 1873, to 192 $\frac{1}{2}$ grains, or 192.9 grains. Total amount coined to June 30, 1912, \$186,668,075. Legal tender, \$10.

Colombian Half-Dollar—Authorized to be coined, act of Aug. 5, 1892; weight, 192.9 grains; fineness, .900. Total amount coined, \$2,500,000. Legal tender, \$10.

Quarter-Dollar—Authorized to be coined, act of April 2, 1792; weight, 104 grains; fineness, .8924; weight changed, act of Jan. 18, 1837, to 103 $\frac{1}{4}$ grains; fineness changed, act of Jan. 18, 1837, to .900; weight changed, act of Feb. 21, 1853, to 96 grains; weight changed, act of Feb. 12, 1873, to 63 $\frac{1}{2}$ grains, or 96.45

grains. Total amount coined to June 30, 1912, \$98,617,202.50. Legal tender, \$10.

Columbian Quarter-Dollar—Authorized to be coined, act of March 3, 1893; weight, 96.45 grains; fineness, .900. Total amount coined, \$10,000. Legal tender, \$10.

Twenty-Cent Piece—Authorized to be coined, act of March 3, 1875; weight, 5 grams, or 77.16 grains; fineness, .900; coinage prohibited, act of May 2, 1878. Total amount coined, \$271,000.

Dime—Authorized to be coined, act of April 2, 1792; weight, 41.6 grains; fineness, .924; weight changed, act of Jan. 18, 1837, to 41¼ grains; fineness changed, act of Jan. 18, 1837, to .900; weight changed, act of Feb. 21, 1853, to 38.4 grains; weight changed, act of Feb. 12, 1873, to 2½ grains, or 38.58 grains. Total amount coined to June 30, 1912, \$67,708,803.50. Legal tender, \$10.

Half-Dime—Authorized to be coined, act of April 2, 1792; weight, 20.8 grains; fineness, .924; weight changed, act of Jan. 18, 1837, to 20½ grains; fineness changed, act of Jan. 18, 1837, to .900; weight changed, act of Feb. 21, 1853, to 19.2 grains; coinage discontinued, act of Feb. 12, 1873. Total amount coined, \$4,880,218.40.

Three-Cent Piece—Authorized to be coined, act of March 3, 1851; weight, 12½ grains; fineness, .750; weight changed, act of March 3, 1853, to 11.52 grains; fineness changed, act of March 3, 1853, to .900; coinage discontinued, act of Feb. 12, 1873. Total amount coined, \$1,282,087.20.

MINOR COINS.

Five-Cent (nickel)—Authorized to be coined, act of May 16, 1866; weight, 77.16 grains; composed of 75 per cent copper and 25 per cent nickel. Total amount coined to June 30, 1912, \$36,149,156.05. Legal tender for \$1, but reduced to 25 cents by act of Feb. 12, 1873.

Three-Cent (nickel)—Authorized to be coined, act of March 3, 1865; weight, 30 grains; composed of 75

per cent copper and 25 per cent nickel. Total amount coined, \$941,349.45. Legal tender for 60 cents, but reduced to 25 cents by act of Feb. 12, 1873. Coinage discontinued, act of Sept. 26, 1890.

Two-Cent (bronze)—Authorized to be coined, act of April 22, 1864; weight, 96 grains, composed of 95 per cent copper and 5 per cent tin and zinc. Coinage discontinued, act of Feb. 12, 1873. Total amount coined, \$912,020.

Cent (copper)—Authorized to be coined, act of April 2, 1792; weight, 264 grains; weight changed, act of Jan. 14, 1793, to 208 grains; weight changed by proclamation of the president, Jan. 26, 1796, in conformity with act of March 3, 1795, to 168 grains; coinage discontinued, act of Feb. 21, 1857. Total amount coined, \$1,562,887.44.

Cent (nickel)—Authorized to be coined, act of Feb. 21, 1857; weight, 72 grains; composed of 88 per cent copper and 12 per cent nickel. Coinage discontinued, act of April 22, 1864. Total amount coined, \$2,007,720.

Cent (bronze)—Authorized, act of April 22, 1864; weight, 48 grains; composed of 95 per cent copper and 5 per cent tin and zinc. Total amount coined to June 30, 1912, \$20,684,521.83. Legal tender, 25 cents.

Half-Cent (copper)—Authorized to be coined, act of April 2, 1792; weight, 132 grains; weight changed, act of Jan. 14, 1793, to 104 grains; weight changed by proclamation of the president, Jan. 26, 1796, in conformity with act of March 3, 1795, to 84 grains; coinage discontinued, act of Feb. 21, 1857. Total amount coined, \$39,926.11.

*TOTAL COINAGE.

COINAGE, 1912.

Gold	\$3,280,882,273.00	Gold	\$12,749,090.00
Silver	976,257,159.60	Silver	9,655,405.25
Minor	62,297,580.91	Minor	2,163,340.15

Total ... 4,319,437,013.51 Total 24,567,835.40

*To end of fiscal year, June 30, 1912.

APPROXIMATE VALUE OF FOREIGN COINS.

(c, copper; g, gold; s, silver.)

COIN.	COUNTRY.	U. S. equivalent.	COIN.	COUNTRY.	U. S. equivalent.
Argentina, g.	Argentine Republic.	\$4.82	Leu, s.	Roumania.	\$0.193
Balboa, g.	Panama.	1.00	Libra, g.	Peru.	4.866
Bolívar, s.	Venezuela.	.193	Lira, s.	Italy.	.193
Boliviano, s.	Bolivia.	.389	Lira, g.	Turkey.	4.40
Cash, c.	China.	.009	Mark, s.	Germany.	.288
Cent.	China.	.005	Mark, g.	Finland.	.193
Centavo, c.	Mexico.	.005	Medjildis, g.	Turkey.	.88
Centime, c.	France.	.002	Milreis, s.	Brazil.	.646
Colon, g.	Costa Rica.	.465	Milreis, s.	Portugal.	1.08
Condor, g.	Colombia.	10.00	Napoleon, g.	France.	3.86
Condor, g.	Chile.	7.30	Onlik, s.	Turkey.	.40
Condor, g.	Ecuador.	4.90	Ore, c.	Scandinavia.	.0025
Crown, s.	Austria.	.203	Para, s.	Turkey.	.001
Crown, s.	Denmark.	.268	Penny, c.	Great Britain.	.02
Crown, s.	Great Britain.	1.22	Perper, g.	Montenegro.	.203
Crown, s.	Norway.	.268	Peseta, s.	Spain.	.193
Crown, s.	Sweden.	.268	Peso, g.	Argentine Republic.	.96
Dinar, g.	Serbia.	.193	Peso, s.	Central America.	.496
Dollar, g.	Peru.	.05	Peso, g.	Chile.	.365
Dollar, g.	British Honduras.	1.00	Peso, g.	Colombia.	1.00
Dollar, g.	Newfoundland.	1.014	Peso, g.	Cuba.	.91
Dollar, g.	British possessions.	1.00	Peso, s.	Mexico.	.498
Dollar, g.	Colombia.	1.00	Peso, s.	Paraguay.	.436
Dollar, g.	Liberia.	1.00	Peso, g.	Philippines.	1.60
Dollar, g.	Straits Settlements.	.57	Peso, g.	Uruguay.	1.634
Dollar, g.	China.	.48	Pfennig, c.	Germany.	.0022
Dollar, g.	Santo Domingo.	1.00	Plaster, s.	Cochin China.	.55
Drachma, s.	Chile.	3.65	Plaster, s.	Cyprus.	.03
Escudo, g.	Greece.	.193	Plaster, s.	Turkey.	.044
Farthing, c.	Chile.	1.82	Pound, g.	Egypt.	4.34
Florin, s.	Great Britain.	.005	Pound, g.	Great Britain.	4.866
Florin, s.	Austria.	.40	Ruble, g.	Russia.	.515
Florin, s.	Great Britain.	.49	Rupees, s.	India.	.324
Florin, g.	Netherlands.	.402	Scudo, g, s.	Italy.	.95
Franc, s.	France.	.193	Sen, c.	Japan.	.005
Franc, g.	Belgium.	.193	Shilling, s.	Great Britain.	.24
Franc, g.	Switzerland.	.193	Sixpence, s.	Great Britain.	.12
Gourde, s.	Haiti.	.965	Sol, s.	Peru.	.49
Guilder, s.	Netherlands.	1.00	Soldo, c.	Italy.	.01
Guinea, g.	Great Britain.	5.04	Sovereign, g.	Great Britain.	4.866
Gulden, s.	Austria.	.48	Sucre, g.	Ecuador.	.487
Heller, s.	Austria.	.04	Tael (customs), s.	China.	.727
Kopeck, c.	Russia.	.005	Tical, s.	Siam.	.370
Kran, s.	Persia.	.17	Yen, s.	Japan.	.498
Krone (see crown).					

LIFE INSURANCE IN THE UNITED STATES.

YEAR.	ORDINARY.		INDUSTRIAL.		TOTAL.	
	Policies.	Amount.	Policies.	Amount.	Policies.	Amount.
1850.....	29,407	\$68,614,189				
1860.....	60,000	180,000,000				
1870.....	839,226	2,262,847,500				
1880.....	679,690	1,564,183,532	236,674	\$20,533,469	916,364	\$1,584,717,001
1890.....	1,319,561	3,620,057,439	3,893,529	429,521,128	5,203,090	4,049,578,567
1900.....	3,176,051	7,093,152,380	11,219,296	1,468,986,366	14,395,347	8,562,138,746
1910.....	6,954,119	13,227,213,168	23,034,463	3,177,047,874	29,988,582	16,404,261,042
1911.....	7,693,263	14,578,989,903	24,708,499	3,423,790,536	32,401,762	18,002,780,439
	Total income.	Payments to policyholders.	Assets.	Liabilities.	Surplus.	
1890.....	\$196,938,069	\$90,007,820	\$70,972,061	\$678,681,309	\$92,290,752	
1900.....	400,257,603	168,687,601	1,742,414,173	1,493,378,709	249,035,464	
1910.....	781,011,249	387,302,073	3,875,877,059	3,325,878,366	549,998,693	
1911.....	836,160,804	414,268,448	4,161,491,688	3,645,906,554	518,585,144	

AMERICAN TABLE OF MORTALITY.

Used by insurance companies in computing expectation of life.

Age.	No. living.	No. dying.	No. Exp't'n of life.	Age.	No. living.	No. dying.	No. Exp't'n of life.	Age.	No. living.	No. dying.	No. Exp't'n of life.
10.....	100,000	749	48.72	39.....	78,862	765	28.90	68.....	43,133	2,243	9.47
11.....	99,251	746	48.08	40.....	78,106	765	28.18	69.....	40,890	2,321	8.91
12.....	98,505	743	47.45	41.....	77,341	774	27.45	70.....	38,649	2,391	8.48
13.....	97,762	740	46.80	42.....	76,587	785	26.72	71.....	36,178	2,448	8.00
14.....	97,022	737	46.16	43.....	75,782	797	26.00	72.....	33,730	2,487	7.55
15.....	96,285	735	45.50	44.....	74,985	812	25.27	73.....	31,243	2,505	7.11
16.....	95,550	732	44.85	45.....	74,173	828	24.54	74.....	28,738	2,501	6.68
17.....	94,818	729	44.19	46.....	73,345	848	23.81	75.....	26,237	2,476	6.27
18.....	94,089	727	43.57	47.....	72,497	870	23.09	76.....	23,761	2,431	5.88
19.....	93,362	725	42.87	48.....	71,627	896	22.36	77.....	21,330	2,369	5.49
20.....	92,637	723	42.20	49.....	70,731	927	21.63	78.....	18,961	2,291	5.11
21.....	91,914	722	41.53	50.....	69,804	962	20.91	79.....	16,670	2,196	4.74
22.....	91,192	721	40.85	51.....	68,842	1,001	20.20	80.....	14,474	2,091	4.39
23.....	90,471	720	40.17	52.....	67,841	1,044	19.49	81.....	12,383	1,964	4.05
24.....	89,751	719	39.49	53.....	66,797	1,091	18.79	82.....	10,419	1,816	3.71
25.....	89,032	718	38.81	54.....	65,706	1,143	18.09	83.....	8,603	1,648	3.39
26.....	88,314	718	38.12	55.....	64,563	1,199	17.40	84.....	6,955	1,470	3.08
27.....	87,596	718	37.43	56.....	63,364	1,260	16.72	85.....	5,485	1,292	2.77
28.....	86,878	718	36.73	57.....	62,104	1,325	16.05	86.....	4,193	1,114	2.47
29.....	86,160	719	36.03	58.....	60,779	1,394	15.39	87.....	3,079	933	2.18
30.....	85,441	720	35.33	59.....	59,385	1,468	14.74	88.....	2,146	744	1.91
31.....	84,721	721	34.63	60.....	57,917	1,546	14.10	89.....	1,402	555	1.66
32.....	84,000	723	33.92	61.....	56,371	1,628	13.47	90.....	847	385	1.42
33.....	83,277	726	33.21	62.....	54,743	1,713	12.86	91.....	562	246	1.19
34.....	82,555	729	32.50	63.....	53,030	1,800	12.26	92.....	276	137	.98
35.....	81,822	732	31.78	64.....	51,230	1,889	11.67	93.....	79	58	.64
36.....	81,090	737	31.07	65.....	49,341	1,980	11.10	94.....	21	18	.50
37.....	80,353	742	30.35	66.....	47,361	2,070	10.54	95.....	3	3	.50
38.....	79,611	749	29.62	67.....	45,291	2,158	10.00				

FIRE AND MARINE INSURANCE.

CASUALTY AND MISCELLANEOUS INSURANCE.

YEAR.	Com-pa-nies.	Income.	PAYMENTS TO POLICYHOLDERS			YEAR.	Com-pa-nies.	Income.	Payments to policy-holders.
			Losses.	Dividends	Total.				
1890	580	\$157,867,983	\$75,334,517	\$5,394,495	\$80,768,012	34	\$9,758,413	\$2,933,306	
1900	493	198,312,577	103,307,171	8,446,110	116,753,281	62	32,309,619	10,166,796	
1910	597	391,545,814	196,789,763	20,709,261	187,499,024	177	111,041,748	41,465,472	
1911	593	388,462,193	193,476,741	18,771,959	202,248,700	196	118,981,773	47,668,648	

UNITED STATES TELEGRAPH STATISTICS (WESTERN UNION).

YEAR.	Miles of wires.	Offices.	Messages.	Receipts.	Expenses.	Profits.	*Toll. Cnts.	*Cost. Cnts.
1900.....	933,153	22,900	63,167,783	\$24,758,570	\$18,593,266	\$6,165,304	30.8	25.1
1901.....	972,706	23,238	65,657,049	26,354,151	19,668,303	6,685,248	30.9	25.1
1902.....	1,029,984	23,667	69,374,883	29,073,095	20,780,766	7,292,329	31.0	25.7
1903.....	1,089,212	23,120	69,790,866	29,167,687	20,953,215	8,214,472	31.4	25.6
1904.....	1,155,465	23,458	67,903,973	29,249,390	21,361,916	7,887,475	31.6	26.1
1905.....	1,184,557	23,814	67,477,790	29,033,635	21,845,670	7,188,065	31.6	27.3
1906.....	1,235,147	24,323	71,487,062	30,675,655	23,605,072	7,070,583	31.6	27.6
1907.....	1,321,199	24,760	74,804,551	32,585,406	26,532,196	6,054,210	33.7	30.2
1908.....	1,379,430	23,853	62,371,287	28,582,212	25,179,215	3,402,997	33.7	34.3
1909.....	1,382,500	24,321	68,058,439	30,541,073	23,193,936	7,347,107	34.1	28.5
1910.....	1,429,049	24,825	75,135,405	33,889,202	26,614,302	7,274,900	35.2	30.2
1911.....	1,487,345	24,926	77,780,732	37,158,929	30,053,632	7,105,357	38.8	33.1
1912.....	1,517,317	25,392	90,000,000	42,987,807	36,063,836	6,923,971		

*Average per message.

CHRONOLOGICAL SURVEY OF PEACE MOVEMENTS.

Compiled by Charles E. Beals, secretary of the Chicago Peace society.

New York Peace society, organized 1815, first in the world.

Many state societies organized in quick succession. A national organization, the American Peace society, formed in 1828, in which the state societies merged themselves.

Peace movement spread rapidly until the time of the Crimean war, American civil war, etc.

Great peace jubilees held throughout the country in 1871.

International Law association organized, 1873. Interparliamentary union formed, 1889.

International peace bureau established in Bern, 1891.

First Lake Mohonk arbitration conference, 1895. American Society of International Law organized, 1906.

Intercollegiate Peace association, 1905. Association for International Conciliation, 1907.

Peace day, 18th of May (Hague day). Peace Sunday, the Sunday before Christmas.

American Society for the Judicial Settlement of International Disputes, 1910.

Carnegie endowment for international peace, 1910.

INTERNATIONAL PEACE CONGRESSES.

First series: 1, London, 1843; 2, Brussels, 1848; 3, Paris, 1849; 4, Frankfort, 1850; 5, London, 1851; 6, Edinburgh, 1853.

Second series: 1, Geneva, 1867; 2, Paris, 1878; 3, Brussels, 1882; 4, Bern, 1884.

Present series: 1, Paris, 1889; 2, London, 1890; 3, Rome, 1891; 4, Bern, 1892; 5, Chicago, 1893; 6, Antwerp, 1894; 7, Budapest, 1896; 8, Hamburg, 1897; 9, Paris, 1900; 10, Glasgow, 1901; 11, Monaco, 1902; 12, Rouen, 1903; 13, Boston, 1904; 14, Lucerne, 1905; 15, Milan, 1906; 16, Munich, 1907; 17, London, 1908; 18, Stockholm, 1910; 19, Geneva, 1912; 20, The Hague, 1913.

NATIONAL PEACE CONGRESSES IN THE UNITED STATES.

First: New York in 1907.

Second: Chicago in 1909.

Third: Baltimore in 1911.

Fourth: St. Louis in 1913.

INTERGOVERNMENTAL PEACEMAKING.

Joint disarmament by Great Britain and United States along Canadian border, 1817 to present time.

Central American High Court of Nations established.

Pan-American congress, 1889, led to establishment of International Bureau of American Republics, 1890.

Pacific settlement of over 600 international disputes.

The statue of The Christ of the Andes, commemorating joint disarmament of Chile and Argentina, erected, 1904.

Nearly fifty public international unions (e. g. the Universal Postal union) already in operation.

HAGUE PEACE CONFERENCES.

First Hague conference, May 18, 1899, of twenty-six nations.

Second Hague conference, June 15, 1907, of forty-four nations.

Third Hague conference, to be held about 1915.

THE HAGUE COURT OF ARBITRATION.

The permanent court of arbitration at The Hague, instituted July 29, 1899, consists of from one to four representatives of the governments participating in The Hague peace conference of 1899 or signing the convention providing for the court. The members of the court from the greater powers are as follows:

France—Leon Bourgeois, A. Decrais, Baron d'Estournelles de Constant, Louis Renault.

Germany—Herr Krlege, Herr von Martitz, Herr von Staff, Herr von Bar.

Great Britain—Sir Edward Fry, Earl de Desart, Sir E. Satow, Sir Charles Fitzpatrick.

Italy—Jean B. P. Guarnaschelli, Guido Fusinato, Victor E. Orlando, Tommaso Tittoni.

Japan—Ichiro Motono, Henry Willard Denison.

United States—Elhu Root, John W. Griggs, George Gray, Oscar S. Straus.


Secretary—Gen. Baron Michiels von Derduynen.

RECORD OF HAGUE DECISIONS.

1. The Plus fund case, Mexico vs. United States, Oct. 14, 1902.
2. The Venezuela case, Great Britain, Germany and Italy vs. Venezuela, Feb. 22, 1904.
3. The Japanese house tax case, Great Britain, France and Germany vs. Japan, May 22, 1905.
4. The Muscat dhows case, Great Britain vs. France, Aug. 8, 1905.
5. The Casa Blanca case, France vs. Germany, May 22, 1909.
6. The boundary case, Norway vs. Sweden, Oct. 23, 1909.
7. The North Atlantic fisheries case, United States vs. Great Britain, Sept. 7, 1910.
8. The Orinoco Steamship company claims case, United States vs. Venezuela, Oct. 25, 1910.
9. The Savarkar case, France vs. Great Britain, Feb. 24, 1911.
10. Arrears of indemnity case, Russia vs. Turkey, Feb. 24, 1911.
11. Canevaro claim, France vs. Italy, Feb. 24, 1911.
12. Seizure of French ships, France vs. Italy.

PALACE OF PEACE DEDICATED.

The Palace of Peace at The Hague, Holland, was dedicated Aug. 28, 1913. The ceremony of handing the edifice over to the Dutch foreign minister was carried out in the great court in the presence of Queen Wilhelmina and a gathering of distinguished diplomats, representatives of peace societies and persons prominent in the arts and sciences. Abraham van Karnebeck, president of the Carnegie

**PALACE OF PEACE AT THE HAGUE.**

Foundation, made a brief speech in turning the building over to its new custodians, and Jonkheer Reneke van Swinderen, Dutch minister for foreign affairs, accepted it on behalf of the diplomatic corps at The Hague, in which its custody is vested under the presidency of the Dutch foreign ministry.

The structure was the gift of Andrew Carnegie, who in 1903 placed at the disposal of the Dutch government the sum of \$1,500,000 for the purpose, as expressed in his offer, "of erecting and maintaining at The Hague a courthouse and library for the permanent court of arbitration established by the treaty of July 29, 1899." The Dutch government appropriated \$275,000 for a site in the wooded park stretching from The Hague to Scheveningen. The corner stone was laid July 30, 1907.

FOURTH AMERICAN PEACE CONGRESS.

The fourth American peace congress was held in St. Louis, Mo., May 1-3, 1913. Among the leading speakers were Andrew Carnegie, Former Vice-President Charles W. Fairbanks, Congressman Richard Bartholdi, John Wesley Hill, Mrs. Lucia Ames Mead and Prof. William J. Hull. Resolutions were

passed urging the repeal of the toll exemption on the Panama canal, approving the Taft peace treaties, opposing the effort to extend military training in the schools and asking the president to open negotiations for a reduction of armaments.

ORGANIZATIONS FOR THE PROMOTION OF PEACE.

AMERICAN PEACE SOCIETY.

President—Senator Theodore E. Burton, Washington, D. C.
Secretary—Benjamin F. Trueblood, LL. D., 313 Colorado building, Washington, D. C.
Executive Director—Arthur D. Call, Washington, D. C.
Treasurer—George W. White, Washington, D. C.
Director Central-West Department—Charles E. Beals, 30 North LaSalle street, Chicago, Ill.

AMERICAN SOCIETY FOR THE JUDICIAL SETTLEMENT OF INTERNATIONAL DISPUTES.

Honorary President—William H. Taft.
President—Joseph H. Choate, New York, N. Y.
Vice-President—Charles W. Eliot, Cambridge, Mass.
Secretary—James Brown Scott, Washington, D. C.,
Treasurer—J. G. Schmidlapp, Cincinnati, O.

AMERICAN ASSOCIATION FOR INTERNATIONAL CONCILIATION.

Secretary—Frederick P. Keppel, postoffice substation 84, New York, N. Y.
CARNEGIE ENDOWMENT FOR INTERNATIONAL PEACE.
2 Jackson place, Washington, D. C.
President—Elihu Root.
Secretary—James Brown Scott.

WORLD PEACE FOUNDATION.

40 Mount Vernon street, Boston, Mass.
Founder—Edwin Ginn.
President—David Starr Jordan.
Secretary—Edwin D. Mead.

THE INTERCOLLEGIATE PEACE ASSOCIATION.

President—President Charles F. Thwing, Western Reserve university, Cleveland, O.
Secretary—Dean S. F. Weston, Antioch college, Yellow Springs, O.

THE AMERICAN SCHOOL PEACE LEAGUE.

Secretary—Mrs. Fanny Fern Andrews, 405 Marlborough street, Boston, Mass.

THE MOHONK CONFERENCE ON INTERNATIONAL ARBITRATION.

Host—Daniel Smiley, Mohonk Lake, N. Y.
Secretary—H. C. Phillips, Mohonk Lake, N. Y.

CHRONOLOGY OF RECENT WARS.

SPANISH-AMERICAN WAR, 1898.
Maine blown up.....Feb. 15
Diplomatic relations broken.....April 21
Cuban blockade declared.....April 22
War declared by Spain.....April 24
War declared by United States.....April 25
Dewey's victory at Manila.....May 1
Hobson's Merrimac exploit.....June 3
U. S. army corps lands in Cuba.....June 21
Battle at El Caney and San Juan.....July 1
Cervera's fleet destroyed.....July 3
Santiago de Cuba surrenders.....July 17
Peace protocol signed.....Aug. 12
Surrender of Manila.....Aug. 13
Peace treaty signed in Paris.....Dec. 12

PHILIPPINE WAR, 1899-1902.

Hostilities begun.....Feb. 4, 1899
Battles around Manila.....Feb. 4-7, 1899
Battle at Pasig.....March 13, 1899
Santa Cruz captured.....April 25, 1899
San Fernando captured.....May 5, 1899
Battle of Bacoor.....June 13, 1899
Battle of Imus.....June 16, 1899
Battle of Colamba.....July 26, 1899
Battle of Calulut.....Aug. 9, 1899
Battle at Angeles.....Aug. 16, 1899
Maj. John A. Logan killed.....Nov. 11, 1899
Gen. Gregorio del Pilar killed.....Dec. 10, 1899
Gen. Lawton killed.....Dec. 19, 1899
Taft commission appointed.....Feb. 25, 1900
Aguinaldo captured.....March 23, 1901
End of the war.....April 30, 1902
Military governorship ended.....July 4, 1902

ANGLO-BOER WAR, 1899-1902.

Boers declare war.....Oct. 10, 1899
Boers invade Natal.....Oct. 12, 1899
Battle of Glencoe.....Oct. 20, 1899
Battle of Magersfontein.....Dec. 10, 1899
Battle of Colesburg.....Dec. 31, 1899
Spion Kop battles.....Jan. 23-25, 1900
Kimberley relieved.....Feb. 15, 1900
Gen. Cronje surrenders.....Feb. 27, 1900
Ladysmith relieved.....March 1, 1900
Mafeking relieved.....May 17, 1900
Johannesburg captured.....May 30, 1900
Orange Free State annexed.....May 30, 1900
Pretoria captured.....June 4, 1900
South African Republic annexed.....Sept. 1, 1900
Gen. Methuen captured.....March 7, 1902
Treaty of peace signed.....May 31, 1902

RUSSO-JAPANESE WAR, 1904-1905.

Hostilities begun by Japan.....Feb. 8, 1904
War declared.....Feb. 10, 1904
Petropavlovsk sunk.....April 13, 1904
Battle of the Yalu.....May 1, 1904
Battle ship Hatsuse sunk.....May 15, 1904
Cruiser Yoshino sunk.....May 15, 1904
Nanshan hill battles.....May 21-27, 1904

Dalny captured.....May 30, 1904
Vafangpo battle.....June 14, 1904
Kaiping captured.....July 8, 1904
Port Arthur invested.....July 20-31, 1904
Newchwang evacuated.....July 25, 1904
Haicheng evacuated.....Aug. 3, 1904
Port Arthur naval battle.....Aug. 10, 1904
Battle of Liao yang.....Aug. 26-Sept. 4, 1904
Battle of Sha river.....Oct. 12-19, 1904
Dogger bank affair.....Oct. 22, 1904
203-Meter hill captured.....Nov. 30, 1904
North Keekwan captured.....Dec. 18, 1904
Ehrlungshan captured.....Dec. 25, 1904
Sungshushan captured.....Dec. 31, 1904
Port Arthur surrendered.....Jan. 1-2, 1905
Battle of Heikoutai.....Jan. 27-Feb. 4, 1905
Battle of Mukden.....Feb. 24-March 12, 1905
Battle of Sea of Japan.....May 27-28, 1905
Roosevelt peace proposal.....June 7, 1905
Sakhalin captured.....July 31, 1905
Portsmouth peace conference.....Aug. 9-29, 1905
Peace treaty signed.....Sept. 5, 1905

ITALIAN-TURKISH WAR, 1911-1912.

War declared by Italy.....Sept. 29, 1911
Tripoli bombarded.....Oct. 3, 1911
Tripoli captured.....Oct. 5, 1911
Turks repulsed by Italians.....Oct. 30, 1911
Seven Turkish gunboats sunk.....Jan. 7, 1912
Belrut bombarded.....Feb. 24, 1912
Tripoli annexed.....Feb. 25, 1912
Island of Rhodes seized.....May 4, 1912
Battle at Zanzur oasis.....June 9, 1912
Town of Sidi Ali captured.....July 14, 1912
Peace treaty signed.....Oct. 18, 1912

BALKAN-TURKISH WAR.

Balkan-Turkish war begun.....Oct. 9, 1912
War formally declared.....Oct. 18, 1912
Battle of Kirk Kilesesh.....Oct. 24, 1912
Battle of Lule Burgas.....Oct. 29-31, 1912
Saloniki captured.....Nov. 8, 1912
Monastir captured.....Nov. 18, 1912
London peace conference.....Dec. 16, 1912
Peace conference ended.....Jan. 29, 1913
War resumed.....Feb. 3, 1913
Janina captured.....March 6, 1913
Adrianople captured.....March 27, 1913
Scutari captured.....April 23, 1913
Powers occupy Scutari.....May 14, 1913
Peace treaty signed.....May 30, 1913

BALKAN-BULGARIAN WAR.

Fighting is begun.....May 23, 1913
Battle of Makres.....June 10, 1913
Kilkish is captured.....July 4, 1913
Serres and Kavala are captured.....July 9, 1913
Roumanian wars on Bulgaria.....July 12, 1913
Turks attack Bulgaria.....July 12, 1913
Turks reoccupy Adrianople.....July 21, 1913
Peace treaty signed.....Aug. 10, 1913

IMPORTS OF MERCHANDISE.

Fiscal years ended June 30.

ARTICLES IMPORTED.	1911.		1912.		1913.	
	Quant's.	Values.	Quant's.	Values.	Quant's.	Values.
Aluminum, crude.....lbs			14,803,196	\$1,830,276	24,958,354	\$4,315,233
Manufactures of.....				238,711		739,777
Animals.....		\$6,850,964		7,580,555		9,585,791
Antimony—Ore, regulus, metal.....lbs	10,036,401	541,588	13,919,164	693,218	19,584,624	1,134,467
Art works.....		22,495,842		36,092,536		52,875,637
Asbestos, unmanufactured.....tons	57,124	1,318,539	60,541	1,378,521	74,937	1,760,874
Asphaltum and bitumen.....tons	152,568	707,746	193,578	885,304	211,873	952,080
Automobiles.....No.	888	1,898,843	963	2,134,181	748	1,759,330
Parts of.....		351,916		304,144		263,827
Beads and bead ornaments.....		1,163,732		1,936,269		1,878,731
Bones, etc., unmanufactured.....		1,183,924		1,038,656		885,893
Brass, for remanufacture.....lbs	3,864,423	158,522	4,205,955	437,940	8,888,902	894,133
Breadstuffs.....		13,452,732		18,829,744		16,321,546
Bristles.....lbs	3,542,913	2,970,481	3,461,975	3,047,027	3,578,564	3,504,563
Bronze, manufactures of.....		765,974		736,974		778,869
Brushes, etc.....		2,241,066		2,067,149		2,069,303
Buttons.....		762,388		1,130,359		1,855,943
Cement.....lbs	932,977	324,949	451,979	168,802	309,065	122,821
Chemicals, drugs and dyes.....		86,311,537		82,785,610		99,520,155
Clays or earths.....tons	803,473	1,946,712	324,328	2,036,261	372,049	2,394,399
Clocks and parts of.....		669,282		691,972		809,715
Watches and parts of.....		2,295,679		2,313,677		2,615,744
Coal, bituminous.....tons	1,751,216	4,975,914	1,300,242	3,711,479	1,578,264	4,368,356
Cocoa or cacao (crude).....lbs	138,053,841	40,639,579	145,985,945	15,397,473	140,039,172	17,389,042
Cocoa, prepared.....		2,912,081		7,518,855		7,871,677
Coffee.....lbs	875,396,737	90,567,788	885,201,247	117,816,545	863,130,757	118,963,299
Copper—Ore.....tons	370,834	5,796,069	433,277	6,831,378	469,767	9,444,108
Matte and regulus.....		1,963,476		23,294		4,223,385
Pigs, ingots, bars, etc.....lbs	268,183,621	31,966,223	282,851,320	35,791,011	299,754,759	42,812,651
Cork, unmanufactured.....		4,274,810		3,242,319		3,152,070
Manufactures of.....		2,385,003		2,346,415		2,350,684
Cotton—Unmanufactured.....lbs	113,768,313	24,776,320	109,780,071	20,217,581	121,852,016	22,967,318
Manufactures of.....		66,996,551		65,152,785		66,065,857
Diamonds, uncut.....		9,280,943		9,833,513		12,339,553
Cut but not set.....		24,407,235		24,537,150		27,213,497
Total diamonds, precious stones, etc.....		40,688,137		41,370,729		49,552,845
Earthen, stone and china ware.....		11,111,000		9,122,733		3,122,763
Feathers, natural and artificial.....		9,845,344		8,480,299		12,667,783
Fertilizers.....		18,109,282		19,109,282		16,928,037
Fibers—Unmanufactured.....tons	290,434	30,752,250	328,479	34,462,866	407,098	49,075,659
Manufactures of.....		54,765,999		59,659,843		76,972,416
Fish.....		14,939,314		14,553,347		15,330,280
Fruits and nuts.....		41,515,067		45,377,269		42,622,653
Furs—Undressed.....		15,351,001		17,399,198		16,717,208
Manufactures of.....		8,267,947		8,533,029		8,147,535
Glass and glassware.....		6,881,891		6,210,025		6,537,293
Grease and oils.....		1,335,325		1,430,352		1,272,960
Hair, unmanufactured.....lbs	19,207,001	4,750,131	17,177,269	4,434,728	19,025,862	5,853,578
Hats, bonnets, etc., and materials for.....		7,518,261		9,686,793		10,497,145
Hides and manufactures of.....tons		689,004		6,473,230		1,514,311
Hides and skins.....lbs	374,891,395	70,504,980	537,768,098	102,476,327	573,346,507	117,396,174
Hide cuttings, raw.....		1,635,042		1,707,171		1,767,139
Hops.....lbs	8,657,531	2,706,600	8,991,125	2,231,348	8,494,144	2,852,865
Household goods, etc.....		4,975,955		4,702,955		5,085,022
India rubber—Unmanufactured.....		92,910,513		105,037,506		101,333,158
Manufactures of.....		936,408		915,834		1,294,536
Iron—Ore.....tons	2,133,633	6,691,711	2,004,240	6,119,875	2,246,353	7,035,185
Iron and steel, manufactures of.....		34,305,968		26,551,040		33,635,358
Ivory—Animal.....lbs	634,200	1,345,555	518,914	1,341,079	722,187	1,621,558
Vegetable.....lbs	20,851,496	5,431,680	29,076,847	739,602	20,656,278	3,977,525
Lead and manufactures of.....lbs	208,709,726	4,196,730	189,084,460	3,927,593	145,100,196	3,403,730
Leather and manufactures of.....		14,636,720		16,566,706		18,110,800
Manganese, ore and oxide.....tons	204,211	1,453,177	197,959	1,232,425	287,166	2,196,861
Matting and mats.....sq yds	26,229,252	1,947,691	25,870,411	1,819,224	31,555,120	1,651,811
Meat and dairy products.....		13,994,345		13,774,560		14,696,017
Metals and manufactures of.....		9,007,015		9,968,067		6,853,712
Musical instruments.....		1,623,100		1,614,415		1,787,293
Nickel ore and matte.....		3,946,236		4,565,818		6,398,223
Oilcloths.....sq yds	5,321,964	2,102,612	4,450,400	1,917,998	4,202,786	1,840,873
Oils of all kinds.....		33,023,687		31,348,687		38,112,883
Paints, pigments and colors.....		2,045,545		1,905,491		2,144,074
Paper stock, crude.....		5,431,680		5,937,638		7,373,405
Paper and manufactures of.....		18,626,880		17,390,349		21,538,745
Printing paper.....lbs	114,413,231	2,507,670	119,578,074	2,482,968	301,297,305	6,034,023
Photographic films and plates.....		1,356,836		1,208,057		1,683,636
Pipes and smokers' articles.....		1,445,002		1,478,060		1,332,094
Plants, trees, shrubs, etc.....		2,729,440		2,935,029		3,206,584
Platinum and manufactures of.....		3,768,203		5,013,830		5,213,968
Plumbago.....tons	20,156	1,678,625	18,591	1,428,386	26,222	1,972,177
Salt.....lbs	291,339,057	401,324	263,681,516	364,164	275,369,540	377,054
Seeds.....		29,737,955		25,641,172		17,425,533
Shells, unmanufactured.....		1,384,714		2,219,135		1,887,409
Silk—Unmanufactured.....		74,324,004		69,541,672		84,914,717
Manufactured.....		24,320,495		24,556,877		27,530,410
Artificial, manufactures of.....		3,279,559		2,647,493		3,278,262

IMPORTS OF MERCHANDISE—CONTINUED.

ARTICLES IMPORTED.	1911.		1912.		1913.	
	Quant's.	Values.	Quant's.	Values.	Quant's.	Values.
Soap.....		\$880,744		\$797,626		\$769,437
Spices.....lbs	58,222,912	4,946,200	63,116,548	5,974,170	65,225,401	6,187,136
Spirits—Malted liquors.....gals	7,293,892	3,396,366	7,175,505	3,279,926	7,698,650	3,290,265
Wines.....		8,531,613		9,591,613		10,078,707
Mineral waters.....		963,709		1,012,647		1,008,127
Stone—Marble and manufactures of.....		1,477,304		1,394,012		1,398,940
Sugar.....	3,937,973,265	90,691,036	4,104,018,393	115,515,079	4,740,041,488	103,639,623
Sulphur ore.....tons	894,281	3,108,089	995,296	3,919,450	964,559	4,111,636
Tanning materials, crude.....		1,085,514		1,735,056		2,086,818
Tea.....lbs	102,653,942	17,613,589	101,408,876	13,207,141	94,812,800	17,453,683
Tobacco—Leaf.....lbs	103,439,058	37,935,978	111,204,452	46,214,198	114,716,069	57,112,584
Manufactures of.....	45,927,230	27,855,996	53,006,779	31,918,670	67,454,745	35,919,079
Toys.....		5,416,496		5,470,706		6,577,403
Vegetables.....		7,964,835		7,893,582		7,935,555
Wood and manufactures of.....		9,236,855		18,544,873		11,358,761
Wool—Unmanufactured.....lbs	137,647,641	52,931,803	193,400,713	52,502,131	195,236,255	61,824,088
Manufactures of.....		23,228,005		37,038,342		35,579,823
Zinc and manufactures of.....		18,569,791		14,912,619		16,318,141
		1,219,679		1,446,239		2,742,370
Total value merchandise*.....	{ free	776,972,590		881,670,890		987,494,162
	{ dut.	750,253,596		771,594,104		825,484,072
Total value imports*.....		1,527,226,105		1,653,264,994		1,812,978,234

* Including articles not specified in above table.

EXPORTS OF DOMESTIC MERCHANDISE.

Fiscal years ended June 30.

ARTICLES EXPORTED.	1911.		1912.		1913.	
	Quant's.	Values.	Quant's.	Values.	Quant's.	Values.
Abrasives.....		\$1,347,225		\$1,654,718		\$2,311,382
Agricultural implements.....		35,973,398		35,640,005		40,572,352
Animals—Cattle.....No.	150,100	18,163,390	105,506	8,870,075	24,714	1,177,199
Hogs.....No.	8,551	74,032	19,058	159,370	15,332	151,747
Horses.....No.	25,145	3,845,253	34,828	4,764,815	28,707	3,990,102
Mules.....No.	6,585	1,070,061	4,901	732,995	4,744	733,795
Sheep.....No.	121,491	636,272	157,263	626,985	187,132	605,725
Total animals, including fowls.....		19,048,653		15,447,987		7,080,122
Art works.....		680,506		943,427		818,604
Brass.....		6,230,022		8,890,942		8,854,636
Breadstuffs—Barley.....bu	9,399,346	5,381,390	1,585,242	1,267,969	17,539,703	11,411,819
Bread and biscuit.....lbs	14,022,022	800,008	12,973,048	727,280	12,582,490	720,067
Corn.....bu	63,761,458	35,991,479	40,038,795	28,957,450	49,064,967	28,800,544
Cornmeal.....bbls	463,266	1,456,638	439,624	1,519,792	423,794	1,444,539
Oatmeal.....lbs	32,416,832	1,043,867	9,112,433	376,188	48,539,949	1,514,848
Oats.....bu	2,014,942	832,718	2,171,503	1,135,635	33,759,177	13,206,247
Wheat.....bu	23,729,302	22,040,273	30,100,212	28,477,584	91,602,974	89,096,423
Wheat flour.....bbls	10,129,435	49,869,949	11,006,487	50,999,797	11,304,805	53,171,537
Total breadstuffs (all kinds).....		124,913,537		123,979,715		211,008,339
Cars, carriages, etc.....		30,534,936		42,633,303		54,585,888
Automobiles.....No.	11,803	12,965,049	21,757	21,550,139	25,296	26,012,334
Celluloid and manufactures of.....		1,094,214		1,024,371		1,639,046
Cement, hydraulic.....bbls	2,971,274	4,349,290	3,423,747	5,083,046	3,999,715	5,832,107
Chemicals, drugs and medicines.....		23,007,414		15,717,217		26,574,519
Clocks and watches.....		3,126,771		3,542,145		3,606,257
Coal.....tons	14,985,487	45,013,436	17,688,949	52,648,750	20,708,582	65,097,221
Coke.....tons	946,474	3,300,964	805,819	2,938,191	900,672	3,318,437
Coffee—Green.....lbs	34,853,601	5,107,949	40,779,633	6,864,668	50,721,758	8,679,422
Roasted.....lbs	1,484,290	272,552	1,468,767	306,090	1,469,043	331,370
Confectionery.....		940,125		1,046,144		1,282,196
Copper—Ore.....tons	41,862	1,065,206	65,625	3,123,365	64,341	2,668,790
Manufactures of.....		103,813,110		113,958,919		140,164,913
Cotton—Unmanufactured.....bals	7,829,036	685,318,869	10,675,445	565,849,217	8,734,572	547,857,195
Manufactures of.....		40,851,918		50,769,511		53,748,977
Dental goods.....		2,433,231		2,656,917		2,847,836
Earthen, stone and china ware.....		3,138,188		4,481,382		4,967,019
Eggs.....doz	8,558,712	1,787,019	15,406,609	3,335,952	20,409,300	4,391,653
Electrical machinery.....		18,727,455		20,169,362		26,772,316
Explosives.....		4,763,242		5,050,858		5,267,566
Fertilizers.....tons	1,262,591	10,721,132	1,276,520	10,873,908	1,347,726	11,400,088
Fibers, manufactures of.....		8,365,490		9,898,428		10,963,346
Fish.....		7,098,321		8,640,938		9,711,332
Fruits and nuts.....		24,498,463		30,933,638		37,079,102
Furs and fur skins.....		10,473,517		14,975,449		18,389,686
Glass and glassware.....		3,246,391		3,494,153		4,193,642
Glucose and grape sugar.....lbs	181,935,046	3,395,383	171,156,250	3,916,897	200,149,246	4,652,396
Gold and silver, manufactures of.....		520,196		453,773		425,176
Jewelry.....		1,302,502		1,397,044		1,467,942
Grease—Lubricating.....		1,302,502		2,193,363		2,339,015
Soap stock and other.....		5,177,581		4,486,329		4,844,342

EXPORTS OF DOMESTIC MERCHANDISE—CONTINUED.

ARTICLES EXPORTED.	1911.		1912.		1913.	
	Quant's.	Values.	Quant's.	Values.	Quant's.	Values.
Hair and manufactures of.....		\$1,274,345		\$1,426,111		\$1,672,192
Hay..... tons	55,031	1,032,040	59,780	1,069,040	60,720	964,429
Hides and skins other than furs..... lbs	44,594,235	4,802,637	25,246,800	3,158,495	26,140,278	3,949,924
Hops..... lbs	13,104,774	2,130,192	12,190,663	4,648,505	17,591,195	4,764,713
Household and personal effects, India rubber, manufactures of instruments, scientific, etc.		7,094,396		8,230,470		10,272,892
Iron ore..... tons	737,568	12,452,562		12,822,918		14,324,894
Iron and steel and manufactures of, Lamps, chandeliers, etc.		1,718,685		1,802,303		1,856,998
Leather and manufactures of		2,496,291	831,872	5,806,630	1,221,387	30,684,443
Meat and dairy products—Beef, canned		222,700,724		257,709,399		304,606,797
Beef, fresh..... lbs	10,824,504	1,254,199	11,026,431	1,303,404	6,840,348	857,856
Beef, cured..... lbs	42,510,731	4,478,401	15,204,320	1,586,319	7,362,388	902,149
Beef, cured..... lbs	40,283,749	3,501,179	38,087,907	2,832,109	25,856,919	2,489,965
Oleo oil..... lbs	138,696,906	13,658,762	126,467,124	13,434,018	92,849,757	10,866,253
Oleomargarine..... lbs	3,794,969	408,459	3,627,425	372,567	2,987,582	311,455
Tallow..... lbs	29,813,154	1,935,681	39,451,419	2,388,046	30,388,046	1,910,439
Bacon..... lbs	156,675,310	21,211,695	208,574,208	24,907,197	200,963,584	25,647,167
Hams, cured..... lbs	157,702,316	20,708,832	204,044,491	24,983,376	159,544,637	21,641,386
Lard..... lbs	476,107,587	62,509,217	532,258,865	52,090,441	497,925,484	55,990,102
Neutral lard..... lbs	37,898,812	4,134,234	62,317,909	6,655,009	44,777,692	5,129,839
Pork, canned..... lbs	4,010,862	483,359	5,339,902	681,127	4,148,343	565,059
Pork, fresh..... lbs	1,355,378	159,654	2,597,880	297,198	2,457,997	310,574
Pork, pickled..... lbs	45,729,471	4,944,448	56,321,429	5,348,594	53,749,023	5,689,196
Lard compounds..... lbs	73,754,400	7,070,967	62,522,888	5,183,689	93,165,469	8,242,993
Mutton..... lbs	2,160,259	219,517	3,895,543	349,875	5,266,019	591,969
Poultry and game		981,805		967,955		1,308,379
Sausage and sausage meats..... lbs	4,716,610	601,596	8,036,591	1,045,884	8,011,318	1,085,745
Other meat products—Canned		1,180,123		1,298,152		1,096,463
Butter..... lbs	4,737,737	1,059,432	6,029,235	1,468,432	3,585,600	872,804
Cheese..... lbs	10,396,605	1,288,279	6,337,559	898,035	2,599,068	441,186
Milk, condensed..... lbs	12,180,445	996,105	20,642,738	1,651,879	16,525,922	1,432,848
Total meat and dairy products.....		149,389,737		156,380,876		153,883,526
Motor boats..... No.	663	381,940	506	684,329	516	768,523
Musical instruments.....		3,471,401		3,606,936		3,799,731
Naval stores (rosin, tar, etc.)		25,029,720		26,794,387		26,471,232
Nickel, oxide and matte..... lbs	18,947,810	6,004,414	26,561,900	8,749,675	27,881,277	9,275,714
Onion and meal..... lbs	1,477,054,478	19,631,127	1,962,294,635	28,096,171	2,049,301,136	29,444,252
Oils—Animal..... gals	1,181,630	788,890	2,425,584	1,993,246	3,630,261	1,585,600
Mineral..... gals	1,616,540,746	98,115,516	1,793,665,038	112,472,100	1,989,772,713	137,237,762
Vegetable..... gals		19,805,232		26,908,931		24,044,401
Paints, pigments and colors		6,294,746		7,072,617		7,681,938
Paper stock, except wood pulp..... lbs	85,290,314	2,597,539	54,634,617	1,390,077	32,021,058	635,063
Paper and manufactures of		10,215,499		19,458,050		21,779,303
Paraffin and paraffin wax..... lbs	218,562,330	7,378,736	249,502,639	8,123,486	290,678,861	9,679,273
Perfumeries, cosmetics, etc.		1,009,359		1,147,630		1,441,982
Photographs, etc.		2,383,686		2,520,292		2,805,978
Photographic goods..... lbs		7,142,603		9,445,446		9,137,287
Salt..... lbs		111,008,906		383,062	128,035,915	441,673
Seeds.....		2,475,096		2,898,802		3,564,837
Silk, manufactures of..... lbs		1,538,543		1,632,735		2,390,825
Soap..... gals		4,049,393		4,536,028		4,629,507
Spirits—Malt liquors		1,075,559		1,161,819		1,371,463
Distilled..... gals	1,398,964	1,885,491	1,684,580	2,274,330	1,686,150	2,218,159
Wines..... gals	1,894,994	518,536	957,120	366,260	1,075,151	418,618
Starch..... lbs	158,239,178	3,137,552	83,644,749	1,965,401	110,897,591	2,609,716
Stone, including marble.....		1,690,190		1,868,555		2,236,822
Sugar and molasses—Molasses..... gals	3,386,811	354,108	9,513,441	994,396	2,145,613	255,973
Sirup..... gals	12,001,799	1,752,118	19,146,986	2,539,055	14,309,029	1,937,648
Sugar, refined..... lbs	54,947,444	2,244,379	79,504,054	3,681,072	43,994,761	1,681,392
Tin, manufactures of.....		499,796		1,294,029		1,453,790
Tobacco—Unmanufactured..... lbs	355,327,072	39,255,320	379,845,320	43,251,857	418,796,406	49,393,695
Manufactures of.....		4,383,584		6,032,735		5,814,973
Toys.....		1,013,104		645,287		828,518
Vegetables.....		5,545,091		6,544,118		7,353,537
Wood and manufactures of.....		92,255,951		96,782,186		115,704,777
Wool and manufactures of.....		2,235,473		2,535,901		4,483,506
Zinc and manufactures of.....		1,779,599		2,305,511		1,754,840
Total value exports of domestic mdse*		2,013,549,025		2,170,319,828		2,428,506,358
Total value exports of foreign mdse.....		35,771,174		34,002,581		37,377,791
Total value exports except gold and silver.....		2,049,320,199		2,204,322,409		2,465,884,149

*Including articles not specified in above table.

FAMOUS STREETS OF THE WORLD.

Berlin—Unter den Linden.
 Buenos Aires—Avenida de Mayo.
 Chicago—State street and Michigan avenue.
 City of Mexico—Paseo de la Reforma.
 Cleveland—Euclid avenue.
 Dublin—Sackville street.

Edinburgh—Princes street.
 London—Fleet street and the Strand.
 Madrid—Paseo del Prado.
 Munich—Ludwigstrasse.
 New Orleans—Canal street.
 New York—Broadway.
 Paris—Avenue des Champs Elysees.

Philadelphia—Chestnut street.
 Rio de Janeiro—Avenida Central.
 Rome—The Corso.
 San Francisco—Market street.
 St. Petersburg—Nevski Prospect.
 Vienna—Ringstrasse.
 Washington—Pennsylvania avenue.

SUMMARY OF IMPORTS AND EXPORTS OF MERCHANDISE.

Fiscal years ended June 30.

GROUPS.	1911.		1912.		1913.	
	Dollars.	Per ct.	Dollars.	Per ct.	Dollars.	Per ct.
IMPORTS.						
Free of duty—Foodstuffs in crude condition and food animals.....	147,262,425	18.95	189,127,316	20.43	179,848,230	18.21
Foodstuffs partly or wholly manufactured.....	12,338,851	1.59	16,629,233	1.89	11,331,619	1.13
Crude materials for use in manufacturing.....	400,521,730	51.55	441,309,448	50.05	509,872,245	51.63
Manufactures for further use in manufacturing.....	142,772,647	18.37	153,257,659	17.38	179,389,755	18.17
Manufactures ready for consumption.....	64,927,575	8.36	77,724,778	8.52	97,946,671	9.92
Miscellaneous.....	9,149,281	1.18	12,622,396	1.43	9,305,682	.94
Total free of duty.....	776,972,509	100.00	881,670,830	100.00	987,494,162	100.00
Dutiable—Foodstuffs in crude condition, and food animals.....	33,932,438	4.52	50,230,914	6.51	31,009,819	3.83
Foodstuffs partly or wholly manufactured.....	159,667,650	21.28	179,471,375	23.26	183,548,923	22.24
Crude materials for use in manufacturing.....	110,840,410	14.77	114,676,593	14.86	123,352,198	14.91
Manufactures for further use in manufacturing.....	145,013,005	19.33	140,481,475	18.21	179,389,468	20.53
Manufactures ready for consumption.....	236,494,616	30.52	282,294,185	36.54	312,691,365	37.88
Miscellaneous.....	4,305,488	.58	4,339,532	.57	4,815,209	.58
Total dutiable.....	750,253,596	100.00	771,594,104	100.00	825,484,072	100.00
Free and dutiable—Foodstuffs in crude condition, and food animals.....	181,194,863	11.87	230,358,230	13.93	211,458,109	11.66
Foodstuffs partly or wholly manufactured.....	172,005,501	11.26	196,100,696	11.86	194,680,542	10.74
Crude materials for use in manufacturing.....	511,362,140	33.48	555,396,041	33.05	638,224,443	34.93
Manufactures for further use in manufacturing.....	287,785,652	18.84	293,739,134	17.77	348,866,235	19.24
Manufactures ready for consumption.....	361,422,189	23.67	360,018,963	21.78	410,608,036	22.65
Miscellaneous.....	13,454,769	.88	17,061,958	1.00	14,120,851	.78
Total imports of merchandise.....	1,527,226,105	100.00	1,653,264,934	100.00	1,812,978,234	100.00
Per cent of free.....		50.87		53.30		54.47
Duties collected from customs.....	314,497,071		311,257,348		318,142,344	
Remaining in warehouse at the end of the month.....						
EXPORTS.						
Domestic—Foodstuffs in crude condition, and food animals.....	103,401,553	5.13	99,899,270	4.60	181,693,263	7.48
Foodstuffs partly or wholly manufactured.....	282,016,883	14.00	318,338,493	14.69	320,401,482	13.19
Crude materials for use in manufacturing.....	713,018,206	35.42	723,008,839	33.31	730,963,704	30.10
Manufactures for further use in manufacturing.....	309,151,899	15.35	348,149,524	16.04	408,962,111	16.84
Manufactures ready for consumption.....	508,367,852	29.32	672,268,163	30.88	778,008,349	32.04
Miscellaneous.....	7,582,642	.38	8,155,589	.38	8,447,449	.35
Total domestic.....	2,013,549,025	100.00	2,170,319,828	100.00	2,428,506,358	100.00
Foreign—Free of duty.....	20,201,089	56.48	20,451,423	60.15	22,051,706	59.00
Dutiable.....	15,570,085	43.52	13,551,158	39.85	15,326,085	41.00
Total foreign.....	35,771,174	100.00	34,002,581	100.00	37,377,791	100.00
Total exports.....	2,049,320,199		2,204,322,409		2,465,884,149	
Excess of exports.....	522,094,094		551,057,475		642,905,915	
Total imports and exports.....	3,576,546,304		3,857,587,343		4,278,862,383	

GOLD AND SILVER.

METAL.	1912.	1913.
Gold—Imports.....	\$48,936,506	\$69,194,025
Exports.....	57,328,348	77,762,022
Silver—Imports.....	47,050,219	41,268,516
Exports.....	64,800,965	71,614,311

TONNAGE.

VESSELS.	1912.	1913.
Entered—Sailing.....	2,388,124	2,690,065
Steam.....	43,709,947	47,991,108
Cleared—Sailing.....	2,476,445	2,810,477
Steam.....	43,946,467	48,340,489

IMPORTS AND EXPORTS OF DOMESTIC AND FOREIGN MERCHANDISE BY CONTINENTS (1906-1913)

Fiscal years ended June 30.

CONTINENT.	1906.	1907.	1908.	1909.	1910.	1911.	1912.	1913.
Imports—Europe.....	\$633,282,184	\$747,291,255	\$708,014,147	\$654,322,918	\$806,271,380	\$768,167,760	\$819,585,326	\$892,861,384
North America.....	235,364,719	263,576,349	238,815,898	253,989,920	306,767,496	305,496,779	334,072,039	361,943,659
South America.....	104,422,876	160,165,557	124,998,590	163,878,724	196,164,786	182,632,750	215,083,816	217,747,638
Asia and Oceania.....	204,865,329	242,230,820	206,222,482	224,610,035	231,126,597	243,724,182	262,022,765	313,995,809
Africa.....	12,628,735	21,127,464	16,290,675	15,108,627	17,489,739	27,213,620	22,585,888	26,425,344
Total.....	1,226,563,843	1,434,421,425	1,194,341,792	1,311,920,224	1,557,819,988	1,527,226,105	1,633,354,934	1,812,978,234
Exports—Europe.....	1,200,179,235	1,298,452,380	1,283,600,155	1,146,755,321	1,185,914,551	1,308,275,778	1,341,732,189	1,479,076,009
North America.....	308,139,969	349,840,641	324,674,630	303,475,694	385,520,069	457,059,179	516,837,611	617,411,765
South America.....	75,159,781	82,157,174	83,583,919	76,561,680	93,246,820	108,894,894	132,310,451	146,147,969
Asia and Oceania.....	140,581,154	133,889,857	143,574,047	113,182,475	111,751,900	151,489,741	189,398,074	194,159,465
Africa.....	19,562,361	16,511,026	20,340,565	17,035,434	18,651,380	23,600,607	24,043,424	20,088,917
Total.....	1,743,864,500	1,880,851,078	1,860,773,346	1,663,011,104	1,744,984,720	2,049,320,199	2,204,322,409	2,465,884,149

VALUE OF IMPORTS AND EXPORTS OF MERCHANDISE BY COUNTRIES.

Fiscal years ended June 30.

COUNTRY.	IMPORTS.			EXPORTS.		
	1911.	1912.	1913.	1911.	1912.	1913.
Europe—Austria-Hungary.....	\$16,958,089	\$16,713,794	\$19,192,414	\$19,514,787	\$22,388,930	\$23,320,686
Azores and Madeira Islands.....	188,994	196,558	323,590	174,943	230,787	238,302
Belgium.....	37,084,743	41,677,413	41,941,014	45,016,622	51,387,678	66,945,402
Bulgaria.....	254,254	492,436	4,40,587	69,793	174,790	103,749
Denmark.....	1,712,000	2,832,077	2,374,470	13,191,950	15,767,348	18,687,794
Finland.....	190,055	179,947	126,138	2,216,482	2,890,634	3,615,485
France.....	115,414,784	124,548,458	136,877,990	135,271,648	135,388,581	146,100,201
Germany.....	163,242,560	171,380,380	188,963,071	287,465,814	306,969,021	331,684,212
Gibraltar.....	6,824	7,289	7,917	38,909	565,443	467,544
Greece.....	3,133,049	3,823,396	3,179,816	627,320	966,641	1,216,195
Iceland and Faroe Islands.....	53	30,077	99,125	5,589	18,963	33,977
Italy.....	47,394,809	48,028,529	54,107,364	60,580,766	65,261,268	76,285,278
Malta, Gozo, etc.....	14,227	15,609	24,374	230,704	649,648	449,616
Netherlands.....	39,326,492	35,568,366	38,180,967	96,103,769	103,702,859	128,909,868
Norway.....	8,009,490	8,251,718	8,418,359	7,356,405	8,391,725	8,891,453
Portugal.....	7,015,858	6,200,190	6,870,229	2,069,910	2,765,654	4,167,158
Romania.....	273,597	31,773	94,481	964,398	608,819	2,447,581
Russia in Europe.....	11,004,164	20,646,926	26,358,690	23,542,267	21,510,690	25,363,795
Servia and Montenegro.....	574,143	685,053	634,363	13,058	26,890	7,616
Spain.....	19,741,968	21,931,434	23,290,412	25,064,912	25,057,490	31,471,723
Sweden.....	8,532,422	9,521,755	11,174,149	7,973,820	9,451,011	12,104,366
Switzerland.....	25,652,209	23,658,637	23,290,180	704,808	855,355	826,549
Turkey in Europe.....	7,540,440	9,852,709	9,917,890	2,536,141	2,567,239	2,217,073
United Kingdom—England.....	220,502,139	229,611,084	252,409,237	536,591,730	522,613,027	546,999,151
Scotland.....	23,877,402	23,500,411	24,470,119	27,373,595	30,326,636	36,400,492
Ireland.....	16,909,565	19,739,205	18,625,584	12,648,649	10,932,622	13,750,656
Total United Kingdom.....	291,289,106	372,940,700	395,564,940	576,613,974	564,372,189	597,150,307
Total Europe.....	768,167,760	819,585,326	892,866,940	1,308,275,778	1,341,732,789	1,479,076,008
North America—Bermuda.....	589,516	622,867	483,236	1,357,631	1,406,720	1,466,414
British Honduras.....	1,184,373	1,200,573	1,753,202	1,562,353	1,463,936	1,493,630
Canada.....	100,863,418	108,813,368	120,571,180	269,906,013	329,257,194	415,280,049
Central American States—Costa Rica.....	4,853,416	3,817,851	3,098,735	3,473,376	3,647,187	3,514,908
Guatemala.....	2,562,488	2,644,037	3,106,981	2,431,769	2,519,052	8,658,587
Honduras.....	2,057,009	2,790,972	3,200,561	2,126,014	2,461,269	3,195,627
Nicaragua.....	1,442,269	1,595,147	1,437,039	2,475,792	2,483,878	2,928,807
Panama.....	3,846,735	4,425,044	4,234,010	20,867,919	23,547,869	24,592,247
Salvador.....	1,463,732	1,519,954	1,371,568	2,100,713	2,421,284	2,389,971
Total Central American States.....	16,470,739	16,693,015	16,449,824	33,475,583	37,083,539	40,247,147
Greenland.....	12,890	36,810	40,120	1,551	1,551	1,551
Mexico.....	57,450,111	65,915,313	77,543,842	61,281,715	52,847,129	54,571,584
Miquelon, Langley, etc.....	6,367	13,753	1,211	67,200	54,498	65,538
British West Indies—Barbados.....	1,380,935	1,281,222	1,151,875	4,604,682	4,686,422	4,888,618
Jamaica.....	310,913	325,485	335,349	1,451,028	1,518,646	1,484,884
Trinidad and Tobago.....	6,442,700	6,325,306	5,291,388	4,379,585	4,973,293	5,287,292
Other British.....	1,939,857	1,356,141	1,624,075	2,667,049	2,970,451	2,919,664
Total British West Indies.....	12,258,580	13,094,801	12,044,263	11,873,400	12,817,073	12,811,156
Cuba.....	110,309,468	120,154,326	126,088,173	60,709,062	62,308,051	70,581,154
Danish West Indies.....	135,117	489,639	48,031	310,550	494,700	388,487
Dutch West Indies.....	353,256	468,444	675,362	763,067	966,007	1,020,504
French West Indies.....	25,257	88,470	79,736	1,578,181	1,463,560	1,723,124
Haiti.....	813,713	800,178	874,731	5,358,761	7,271,966	6,640,265
Santo Domingo.....	3,632,453	4,385,070	3,728,774	3,805,329	4,425,482	5,802,767
Total West Indies.....	127,527,814	139,435,128	144,139,160	84,904,072	90,071,878	99,473,057
Total North America.....	305,496,798	334,672,039	361,948,659	457,059,171	516,837,597	617,411,765
South America—Argentina.....	29,090,732	29,947,016	26,963,732	43,918,511	53,159,179	52,894,834
Bolivia.....	327	8,884	820	891,624	991,525	940,744
Brazil.....	100,567,884	123,581,648	120,155,584	27,240,146	34,078,081	42,638,467
Chile.....	19,941,000	20,164,848	27,655,420	12,044,576	15,493,066	16,077,663
Colombia.....	8,994,460	11,219,481	15,982,321	4,905,934	5,748,859	7,397,696
Ecuador.....	3,628,805	3,728,933	3,037,689	2,238,539	2,143,605	2,553,785
Falkland Islands.....	1,888	334	725
Guiana—British.....	473,650	1,214,840	105,933	1,850,867	1,788,935	1,813,745
Dutch.....	999,221	948,682	821,460	722,853	792,213	704,487
French.....	31,433	50,811	86,386	287,084	248,824	337,714
Paraguay.....	34,516	53,285	86,986	86,986	161,661	187,867
Peru.....	1,314,030	10,124,069	9,696,579	5,597,123	5,522,459	7,341,903
Uruguay.....	9,619,796	3,231,676	2,450,697	5,317,711	6,880,325	7,523,145
Venezuela.....	7,635,256	10,657,989	10,852,331	3,791,620	4,708,606	5,737,118
Total South America.....	182,623,750	215,089,316	217,747,038	108,894,894	132,310,451	146,147,993
Asia—Aden.....	1,629,631	1,764,095	1,829,401	1,139,942	2,134,422	1,638,349
China.....	22,327,503	29,373,732	39,010,800	19,287,836	24,361,199	21,326,834
China (leased territory)—British.....	7,801	277	1,289	2,660
French.....	914,830	856,288	722,175	188,711	251,169	134,000
German.....	35,838	488,990
Japanese.....	137,751	21,879	21,935	388,542	672,274	608,110
Total China.....	35,290,084	30,459,700	39,755,577	20,223,077	25,286,640	22,438,664
Chosen (Korea).....	245,581	199,228	7,999,133	1,144,533	1,293,150	1,370,926
British East Indies—British India.....	43,362,047	50,948,301	67,999,847	9,414,293	15,423,549	11,040,933
Straits Settlements.....	19,458,513	22,483,645	32,682,183	2,143,242	2,735,746	3,006,901
Other British.....	8,723,264	9,808,977	12,569,147	380,351	453,787	462,016
Total British.....	72,633,824	83,252,523	116,178,182	11,937,796	18,797,592	15,108,956

VALUE OF IMPORTS AND EXPORTS BY COUNTRIES.—CONTINUED.

COUNTRY.	IMPORTS.			EXPORTS.		
	1911.	1912.	1913.	1911.	1912.	1913.
Dutch East Indies.....	\$9,934,163	\$13,825,506	\$6,221,954	\$3,213,598	\$3,209,067	\$3,151,605
French East Indies.....	87	4,589		255,944	140,180	484,831
Portuguese East Indies.....						4.012
Hongkong.....	2,718,315	3,114,691	4,019,582	7,756,138	10,333,543	10,431,409
Japan.....	75,527,496	89,607,469	91,633,240	36,721,409	53,478,046	57,741,815
Persia.....	1,655,648	1,226,038	1,970,474	21,899	123,500	2,120
Russia in Asia.....	1,199,298	1,449,577	2,356,527	1,179,728	1,206,828	1,101,419
Siam.....	75,306	85,166	116,565	372,348	428,035	483,468
Turkey in Asia.....	10,150,372	9,353,217	12,241,365	1,403,912	1,200,929	1,066,748
Other Asia.....		135,395	124,208		144	
Total Asia.....	213,449,730	225,468,250	276,452,368	85,422,428	117,461,635	115,056,620
Oceania—British Oceania:						
Australia and Tasmania.....	9,102,868	9,606,423	10,956,200	37,524,586	39,260,503	43,351,855
New Zealand.....	2,676,870	2,436,361	4,385,162	7,555,962	7,791,236	9,079,497
Other British.....	14,766	94,515	109,080	506,342	814,128	276,876
Total British.....	11,794,504	12,137,299	15,450,442	45,586,890	47,865,867	52,708,163
French Oceania.....	1,017,478	1,055,747	1,011,777	637,264	696,090	833,543
German Oceania.....	62,072	13,870	70,374	113,546	138,423	176,341
Philippine islands.....	17,400,398	23,257,199	21,010,248	19,723,113	23,736,133	25,384,733
Total Oceania.....	30,274,452	36,464,115	37,543,411	66,060,813	71,896,513	79,102,845
Africa—Abyssinia.....			3,211			
Belgian Congo.....				6,740	16,713	14,905
British Africa—West.....						
South.....	212,155	190,060	361,546	2,041,893	2,795,141	3,311,370
East.....	2,160,342	2,203,329	3,305,552	12,842,442	12,771,229	14,488,501
Total British Africa.....	1,184,191	1,200,744	667,241	639,517	731,233	1,052,138
Total British Africa.....	3,556,688	3,584,123	4,334,339	15,523,512	16,297,203	18,852,009
Canary islands.....	95,121	141,052	154,366	683,626	792,876	1,267,785
French Africa.....	672,351	687,305	732,859	1,460,955	2,150,822	4,142,512
German Africa.....	596,274	397,314	678,312	239,456	345,467	563,902
Italian Africa.....		285	12,377	2,161	1,630	3,253
Liberia.....	745	894	2,319	103,161	84,386	96,900
Madagascar.....	61,575	42,866	41,812	14,294	36,779	3,804
Morocco.....	206,229	136,564	100,426	42,207	33,137	30,200
Portuguese Africa.....	250,036	92,426	376,646	3,335,737	2,480,787	2,248,071
Spanish Africa.....				20,422	12,816	23,702
Turkey in Africa—Egypt.....	21,674,653	17,364,114	19,907,828	2,114,596	1,751,203	1,660,835
Tripoli.....	69,448	188,585	80,849		89,045	181,041
Total Africa.....	27,213,620	22,585,888	26,425,344	23,607,107	24,048,424	29,088,917
Grand total.....	1,377,226,105	1,653,264,934	1,812,978,234	2,049,320,199	2,204,322,406	2,465,884,149

DUTIES COLLECTED ON IMPORTS, 1910, 1911, 1912.

On principal articles or groups of articles imported into the United States for consumption.

Articles.	1910.	1911.	1912.	Articles.	1910.	1911.	1912.
Animals.....	\$1,036,098	\$906,275	\$1,367,634	Spirits, distilled.....	\$9,115,898	\$9,093,027	\$8,942,120
Breadstuffs.....	2,410,461	3,701,843	4,993,694	Wines.....	6,462,235	5,495,390	5,809,014
Chemicals.....	7,236,621	7,198,403	7,033,225	Oils.....	2,433,309	3,402,783	3,120,374
Cotton*.....	38,077,844	35,806,882	35,253,110	Paints.....	587,992	630,975	612,706
Earthenware.....	6,547,378	6,669,292	5,876,725	Paper*.....	4,040,841	4,433,113	3,699,026
Fibers†.....	481,014	358,255	447,706	Rice.....	1,458,307	\$	\$
Fish.....	21,942,092	20,471,331	22,250,338	Silk*.....	17,665,934	16,792,244	14,096,458
Fruits and nuts.....	2,223,323	2,479,659	2,192,545	Sugar.....	53,098,071	52,804,911	50,945,310
Furs*.....	8,428,437	8,017,396	8,407,965	Tobacco*.....	24,124,239	26,159,619	25,571,508
Glass*.....	2,641,112	2,130,521	2,130,915	Toys.....	2,320,039	2,859,521	2,758,383
Iron and steel.....	3,343,248	3,659,215	3,030,824	Vegetables.....	2,550,842	2,905,384	6,642,322
Jewelry.....	12,375,286	10,160,992	8,837,875	Wood*.....	4,349,911	4,192,573	4,257,622
Leather*.....	5,345,755	4,831,143	4,805,429	Wool*.....	21,128,729	12,482,855	14,454,234
Malt liquors.....	2,027,254	2,075,029	2,014,344	Wool*.....	20,771,964	16,483,662	12,599,246
Meat, dairy products.....	2,300,397	3,167,494	3,157,219	*Including manufactures of †Unmanufactured. ‡Manufactured. §Included with breadstuffs.			

UNITED STATES LIFE SAVING SERVICE.

The life saving establishment of the United States at the close of the fiscal year ended June 30, 1912, comprised 284 stations, of which 203 were on the Atlantic and gulf coasts, 61 on the coasts of the great lakes, 19 on the Pacific coast and 1 on the Ohio river. The keepers and crews numbered in all about 700 men. Statistics of the service for the year ended June 30, 1912, and from Nov. 1, 1871, when the system was established, to June 30, 1912, follow:

	1912.	1871-1912.
Disasters.....	1,730	24,441
Persons involved.....	7,193	159,332
Lives lost.....	16	1,330

	1912.	1871-1912.
Persons succored.....	444	24,201
Days' succor given.....	814	54,516
Value of vessels.....	\$10,710,900	\$231,360,845
Value of cargoes.....	2,537,405	86,909,229
Property involved.....	13,248,305	318,270,074
Property saved.....	11,155,170	256,228,037
Property lost.....	2,093,135	62,042,037

The total number of disasters on the lake coasts in the course of the year ended June 30, 1912, was 592; persons succored at stations, 85; days' succor afforded, 181; value of property involved, \$4,132,115; property saved, \$3,851,980; property lost, \$280,135; lives lost, 2; persons on board 2,069.

TOTAL VALUE OF IMPORTS AND EXPORTS INTO AND FROM THE UNITED STATES.

From Oct. 1, 1910, to June 30, 1913.

Table with columns: FISCAL YEAR, MERCHANDISE (Imports, Exports, Excess of im ports), SPECIE (Imports, Exports), MDSE. AND SPECIE COMBINED (Total imports, Total exports, Excess of im ports). Rows list fiscal years from 1790 to 1872.

TOTAL VALUE OF IMPORTS AND EXPORTS—CONTINUED.

FISCAL YEAR.	- MERCHANDISE.		Excess of imports (rom) or exports (italics).	SPECIE.		MDSE. AND SPECIE COMBINED.		Excess of imports (roman) or exports (italics).
	Imports.	Exports.		Imports, gold and silver.	Exports, gold and silver.	Total imports.	Total exports.	
1873.	\$642,136,210	\$522,479,922	\$119,656,288	\$21,480,937	\$84,608,574	\$663,617,147	\$407,088,496	\$256,528,651
1874.	567,406,342	598,283,040	28,876,698	28,454,906	66,680,450	595,861,248	652,915,445	57,052,197
1875.	553,005,496	518,442,711	19,562,725	20,400,917	92,132,142	605,536,135	605,574,853	51,668,700
1876.	400,741,190	540,384,671	79,643,487	15,936,681	56,506,302	476,677,871	598,890,473	120,213,102
1877.	451,823,126	602,175,250	151,352,094	40,774,414	56,162,237	492,087,540	658,637,957	166,539,917
1878.	457,051,532	604,865,706	237,814,234	29,521,514	33,740,125	490,872,646	728,005,891	267,133,045
1879.	445,777,775	710,459,441	264,681,666	20,296,000	24,997,441	468,075,775	735,456,882	269,383,107
1880.	667,054,746	635,638,458	267,883,912	93,034,310	17,142,919	790,889,036	852,781,577	91,792,521
1881.	642,664,628	902,377,346	259,712,718	110,575,497	19,406,847	753,240,125	921,784,193	168,544,068
1882.	724,639,574	750,542,257	25,902,683	42,472,390	49,417,479	767,111,964	799,956,736	32,847,772
1883.	723,180,914	923,899,402	100,658,488	28,489,391	31,820,333	751,670,305	855,656,735	103,989,430
1884.	667,697,693	740,513,609	73,815,916	37,426,262	67,133,389	705,123,955	807,646,992	102,523,037
1885.	577,527,329	742,189,755	164,662,426	43,242,823	42,231,525	620,769,652	784,421,280	163,651,628
1886.	635,436,136	679,524,830	44,088,694	38,593,656	72,463,410	674,029,792	751,968,240	77,938,448
1887.	692,319,768	716,138,211	23,863,443	60,170,732	35,967,691	752,490,560	752,130,902	309,668
1888.	723,957,114	685,964,507	28,002,607	59,337,966	46,414,183	783,285,100	742,368,690	40,926,410
1889.	745,131,652	742,401,375	2,730,277	28,963,073	96,641,533	774,094,725	839,042,108	64,948,183
1890.	789,310,409	857,828,684	68,518,275	33,975,326	52,148,420	823,286,755	909,977,104	86,690,369
1891.	814,916,194	884,480,910	79,564,616	39,598,417	108,053,442	881,175,649	967,454,452	112,258,809
1892.	827,402,462	1,040,275,148	262,872,686	69,654,340	83,048,838	917,057,002	1,113,284,034	216,227,032
1893.	866,400,922	847,665,194	18,735,728	44,367,633	149,418,163	910,768,555	988,083,357	86,314,802
1894.	654,964,922	892,140,572	237,145,650	58,735,671	127,429,328	740,730,233	1,019,669,896	278,939,665
1895.	731,969,965	807,538,165	75,568,200	56,595,939	113,763,767	788,565,904	921,901,932	132,336,028
1896.	724,734,674	892,606,938	162,882,264	62,302,251	127,951,617	842,026,925	1,055,558,555	213,531,630
1897.	764,730,412	1,050,968,556	286,263,144	115,648,007	102,308,218	880,278,419	1,153,301,774	273,023,355
1898.	616,049,651	1,231,428,306	615,432,676	151,319,455	101,630,670	767,369,109	1,301,963,900	534,624,851
1899.	697,148,480	1,227,023,302	529,874,813	119,629,659	93,841,141	816,778,148	1,320,864,443	504,086,295
1900.	849,941,184	1,384,483,082	544,541,898	73,829,486	104,979,634	929,770,670	1,489,462,116	569,691,446
1901.	823,172,166	1,487,764,991	664,592,826	102,437,708	117,470,357	923,609,873	1,605,235,348	675,625,475
1902.	903,320,948	1,317,719,401	478,398,453	80,255,980	98,301,340	989,574,456	1,480,030,741	496,436,285
1903.	1,026,719,237	1,420,114,679	394,422,442	69,145,918	91,840,854	1,094,864,156	1,520,485,593	425,617,778
1904.	991,087,971	1,491,827,271	499,739,300	287,224,182	130,032,688	1,117,911,531	1,591,759,959	473,848,406
1905.	1,117,513,071	1,518,561,696	401,048,595	81,138,326	131,442,838	1,249,057,007	1,690,004,502	441,357,605
1906.	1,226,583,843	1,743,864,500	517,280,657	140,604,270	103,442,654	1,367,228,113	1,847,307,154	520,079,041
1907.	1,434,421,425	1,880,858,078	446,429,653	157,456,873	108,138,249	1,591,878,238	1,988,989,327	397,111,029
1908.	1,194,341,792	1,890,778,346	666,431,554	192,965,418	130,354,126	1,387,337,210	1,991,127,472	603,790,662
1909.	1,311,920,224	1,663,011,104	351,090,880	87,868,739	147,214,610	1,359,879,023	1,810,225,714	410,346,691
1910.	1,556,947,430	1,744,984,720	188,037,290	88,557,069	173,850,076	1,649,504,521	1,918,734,796	273,230,267
1911.	1,577,226,105	2,049,520,199	522,094,094	119,544,262	87,259,611	1,666,740,377	2,136,579,810	489,839,443
1912.	1,633,354,384	2,204,322,409	569,967,475	95,086,719	122,219,013	1,749,341,653	2,326,541,422	577,189,769
1913.	1,812,978,234	2,485,884,149	692,905,915	110,462,541	149,376,933	1,923,440,775	2,615,261,082	691,820,307

*Fiscal year ended Sept. 30 prior to 1843; since that date ended June 30.

NOTE—Merchandise and specie are combined in the columns at right of table for the purpose of showing the total inward and outward movement of values by years.

ASSASSINATION OF KING GEORGE OF GREECE.

King George I. of Greece was assassinated in the city of Saloniki, Macedonia, March 18, 1913. He was taking an afternoon walk in the streets, accompanied by an aid de camp, Lieut.-Col. Francondis, and two Cretan military policemen as an escort, when a man rushed up behind him and shot him in the back with a revolver. The bullet, which was fired at a distance of two paces, entered below the left shoulder blade, passed through the heart and came to rest below the stomach. The king did not die instantly, but passed away before he reached the hospital to which he was hurried.

The assassin, who was a Greek, was immediately seized by the king's escort and taken to a police station where he gave the name of Aleko Schinas. His answers to the questions put to him gave the impression that he was irresponsible, but later it developed that he was an anarchist who held a grudge against the king because the government had closed his school at Volo, Thessaly, for spreading anarchistic doctrines.

Prince Nicholas, the king's third son, was the only other member of the royal family present in Saloniki at the time of the tragedy. He announced the death of his father to the officers of the army and invited them to swear fidelity to their new sovereign, King Constantine. The latter was at Janina,

but hurried to Saloniki on receiving the news of his father's assassination. King George had been in Saloniki since Nov. 12, 1912, arriving there a few days after its capture from the Turks by the Greek army. He had been one of the most active of the sovereigns engaged in the Turkish-Balkan war and the success of the Greek forces had won for him great popularity at home. His long stay in Saloniki was for the purpose of demonstrating Greece's title to retain permanent possession of the city with its fine harbor. Schinas committed suicide May 6 by throwing himself from the window of police station in Athens. King George was born Dec. 24, 1845. He was the second son of King Christian of Denmark and was given the name of Prince William. March 18, 1863, he was elected king of the Hellenes and began his reign Nov. 2 the same year, taking the title of George I. He was the brother of the dowager queen of England and the dowager empress of Russia, and was related to most of the royal families of Europe by blood or marriage.

Prince Constantine, who succeeded him on the throne of Greece, was born Aug. 2, 1868. He was married Oct. 27, 1889, to Princess Sophia of Prussia, sister of Emperor William II. His son, Prince George, born July 19, 1890, is the new heir-apparent.

LONGEST RIVERS OF THE WORLD.

River.	Miles.	River.	Miles.	River.	Miles.	River.	Miles.
Mississippi-Mo.	4,194	LaPlata	2,950	Mekong	2,600	Hwangho	2,300
Nile	3,670	Lena	2,860	Niger	2,600	Yukon	2,050
Amazon	3,300	Kongo	2,800	Yenisei	2,500	Colorado	2,000
Ob	3,235	Amur	2,700	Volga	2,325	Indus	2,000
Yantsekiang	3,000						

UNION SCALE OF WAGES AND HOURS OF LABOR.

In a bulletin issued by the United States bureau of labor statistics Aug. 15, 1913, the union scale of wages and hours of labor for more than forty trades in thirty-nine important cities of the United States are shown. The wage scales are all for time rates. The following table shows the per cent of change in hours per week and in rates of wages per hour between 1907 and 1912. The hours of labor and rate of wages in the particular trade in 1907 have been considered equal to 100.0. Thus a trade for which the scale of wages was 25 cents an hour in 1907 and 35 cents an hour in 1912 shows an advance of 40 per cent, while a trade for which the scale of wages was 50 cents an hour in 1907 and 60 cents an hour in 1912 shows an advance of 20 per cent. The advance per hour was 10 cents in both instances, but by reason of the different level of wages in 1907 the advance was in the first case 40 per cent and in the second case 20 per cent.

BAKERY TRADES.	*Pct.	†Pct.
Bakers, first hands.....	17.7	22.3
Bakers, second hands.....	6.6	26.6
Bakers, third hands.....	10.1	40.7

BUILDING TRADES.	*Pct.	†Pct.
Bricklayers.....	2.1	5.5
Building laborers.....	2.5	6.5
Carpenters.....	1.2	11.1
Cement workers (finishers).....	1.9	5.7
Cement workers' helpers.....	.7	16.2
Cement workers' laborers.....	1.4	17.5
Gasfitters.....	.1	9.1
Hodcarriers.....	3.0	5.9
Inside wiremen.....	1.3	15.4
Inside wiremen's helpers.....	2.6	11.7
Marble setters.....	1.5	5.1
Painters.....	1.9	12.6
Plasterers.....	.9	5.0
Plasterers' laborers.....	1.0	8.2
Plumbers.....	1.2	10.7
Sheet metal workers.....	1.7	12.9
Steamfitters.....	2.0	13.1
Steamfitters' helpers.....	1.7	15.1
Stonemasons.....	1.3	5.8
Structural iron workers.....	2.7	11.1

MARBLE AND STONE TRADES.	*Pct.	†Pct.
Granite cutters.....	2.0	5.3
Stonecutters.....	.5	1.6

METAL TRADES.	*Pct.	†Pct.
Blacksmiths.....	2.1	10.3
Blacksmiths' helpers.....	2.2	16.4
Boilermakers.....	1.6	15.6
Boilermakers' helpers.....	2.4	16.9
Coremakers.....	2.3	13.8
Machinists.....	2.2	9.6
Molders, iron.....	1.3	7.4
Patternmakers, wood.....	2.8	8.3

PRINTING TRADES, BOOK AND JOB.	*Pct.	†Pct.
Bookbinders.....	11.1	16.8
Compositors, book and job.....	No change.	10.0
Electrotypers:		
Battery men and builders.....	4.2	17.5
Finishers.....	5.3	12.8
Molders.....	5.1	12.7
Linotype operators.....	.2	7.0
Press feeders.....	9.8	22.6
Pressmen, cylinder presses.....	6.0	21.0
Pressmen, platen presses.....	5.1	14.8

PRINTING TRADES, NEWSPAPER.	*Pct.	†Pct.
Compositors, daywork.....	.5	10.4
Compositors, nightwork.....	.1	6.1
Linotype operators, daywork.....	.4	8.6
Linotype operators, nightwork.....	.3	5.9
Pressmen, web presses, daywork.....	1.5	12.1

Pressmen, web presses, nightwork.....	*Pct.	†Pct.
Stereotypers, daywork.....	1.7	9.1
Stereotypers, nightwork.....	1.6	9.0

*Per cent of decrease in hours per week in 1912 compared with 1907. †Per cent of increase in wages per week May 15, 1912, compared with May 15, 1907.

NOTE—The figures of the above table are based on a comparison of the rates of wages on May 15 each year, and the hours prevailing during the whole year, any change in hours, if for more than three months during the year, being taken into consideration. The per cent of change for each city was given a weight equal to the approximate number of union employes in the trade in that city.

UNION WAGES PER HOUR IN 1912.

Occupations.	BAKERY TRADES.		
	New York.	Chicago.	San Francisco.
	Cents.	Cents.	Cents.
Bakers, first hands.....	33.71	37.04	46.30
Bakers, second hands.....	25.57	35.19	38.89
Bakers, third hands.....	21.43	29.63	37.04

Occupations.	BUILDING TRADES.		
	New York.	Chicago.	San Francisco.
	Cents.	Cents.	Cents.
Bricklayers.....	70.00	72.50	87.50
Carpenters.....	62.50	65.00	62.50
Cement workers.....	62.50	62.50	75.00
Cement workers' helpers.....	37.50	47.50	62.50
Gasfitters.....	68.75	68.75	75.00
Hodcarriers.....	37.50	45.00	50.00
Inside wiremen.....	56.25	75.00	62.50
Inside wiremen's helpers.....	27.50	18.75
Laborers.....	22.50	37.50	27.78
Marble setters.....	62.50	62.50
Painters.....	50.00	60.00	56.25
Plasterers.....	68.75	75.00	87.50
Plasterers' laborers.....	40.63	62.50
Plumbers.....	68.75	68.75	75.00
Sheet metal workers.....	59.38	62.50	68.75
Steamfitters.....	68.75	72.00	75.00
Stonemasons.....	57.50	72.50
Structural iron workers.....	62.50	65.00	62.50

Occupations.	GRANITE AND STONE TRADES.		
	New York.	Chicago.	San Francisco.
	Cents.	Cents.	Cents.
Granite cutters, inside men.....	50.00	40.63	62.50
Granite cutters, outside men.....	56.25	56.25	68.75
Stonecutters.....	62.50	62.50	62.50

Occupations.	METAL TRADES.		
	New York.	Chicago.	San Francisco.
	Cents.	Cents.	Cents.
Blacksmiths, shopmen.....	45.28	40.00	50.00
Blacksmiths' helpers.....	28.08	30.00	37.50
Boilermakers, shopmen.....	41.67	40.00	50.00
Boilermakers' helpers.....	43.13	32.50	31.25
Coremakers.....	38.89	38.89	50.00
Machinists.....	38.24	39.00	43.75
Molders, iron.....	38.89	38.89	50.00
Patternmakers, wood.....	53.13	47.50	62.50

Occupations.	PRINTING TRADES, BOOK AND JOB.		
	New York.	Chicago.	San Francisco.
	Cents.	Cents.	Cents.
Bookbinders, finishers.....	47.92	40.63	50.00
Compositors, English.....	47.83	46.83	50.00
Electrotypers, battery men.....	50.00	37.50	56.25
Finishers.....	62.50	45.83	56.25
Molders.....	62.50	52.08	56.25
Linotype operators, English.....	52.13	50.00	64.44
Press feeders, cylinder.....	38.54	38.48	38.38

Occupations.	PRINTING TRADES, NEWSPAPER.		
	New York.	Chicago.	San Francisco.
	Cents.	Cents.	Cents.
Compositors, English, daywork.....	64.44	62.00	64.44
Compositors, English, nightwork.....	71.11	67.00	71.11
Linotypers, English, daywork.....	64.44	*50.00	64.44
Linotypers, English, nightwork.....	71.11	*55.00	71.11
Pressmen, journeymen, daywork.....	53.33	50.00	68.89
Pressmen, journeymen, nightwork.....	65.79	57.14	68.89
Stereotypers, daywork.....	56.25	58.06	60.00
Stereotypers, nightwork.....	72.37	58.06	60.00
*Minimum sliding scale.			

WORKMEN'S COMPENSATION AND INSURANCE LAWS.

[From federal bureau of labor report.]

Up to the close of 1912 the following states had enacted laws providing for compensation and insurance of workmen in cases of accident: Arizona, California, Illinois, Kansas, Maryland, Massachusetts, Michigan, Nevada, New Hampshire, New Jersey, New York, Ohio, Rhode Island, Washington

and Wisconsin. The elective or compulsory compensation system is provided in all these states with the exception of Maryland, Massachusetts, Ohio and Washington, where insurance systems are in force. The industries covered include all (except casual employes) in California, Michigan, New Jer-

sey, Wisconsin, Maryland, Massachusetts, Ohio and Rhode Island; all but railroad employes, in New York; all engaged in especially dangerous occupations, in Illinois, Kansas, New Hampshire, Arizona, Nevada and Washington. The burden of cost is on the employer in all the states having compensation or insurance laws, except that in Maryland 50 per cent and in Ohio 10 per cent is borne by the employe. To be compensated disability must continue more than one week in California, Wisconsin, Maryland and Ohio; more than six working days in Illinois; more than two weeks in Kansas, Michigan, New Hampshire, New Jersey, New York, Rhode Island, Arizona and Massachusetts; more than ten days in Nevada; "loss of earning power shall exceed 5 per cent" in Washington.

Following is the rate of compensation for death, for total disability and for partial disability:

DEATH.

Arizona—2,400 times one-half the daily wages; \$4,000 maximum; no dependents, medical and burial expenses.

California—3 years' earnings; \$1,000 minimum, \$5,000 maximum; no dependents, \$100.

Illinois—4 years' earnings; \$1,500 minimum, \$3,500 maximum; no dependents, \$150.

Kansas—3 years' earnings; \$1,200 minimum, \$3,600 maximum; no dependents, \$100.

Maryland—3 years' earnings; \$1,000 minimum; no dependents, \$75 minimum, \$100 maximum.

Massachusetts—50 per cent of weekly wage for 300 weeks; \$4 minimum, \$10 maximum; no dependents, \$200.

Michigan—50 per cent of weekly wages for 300 weeks; \$4 minimum, \$10 maximum; no dependents, \$200.

Nevada—3 years' earnings; \$2,000 minimum, \$3,000 maximum; no dependents, \$300; deduction for contributory negligence.

New Hampshire—150 times weekly earnings; not more than \$3,000; no dependents, \$100.

New Jersey—25 to 60 per cent of wages for 300 weeks; \$5 minimum, \$10 maximum; no dependents, \$200.

New York—1,200 times daily earnings; \$3,000 maximum; no dependents, \$100.

Ohio—150 funeral expenses; 66 2/3 per cent of wages for six years; \$1,500 minimum, \$3,400 maximum.

Rhode Island—50 per cent of weekly wages for 300 weeks; \$4 minimum, \$10 maximum; no dependents, \$200.

Washington—\$75 funeral expenses; spouse receives \$20 monthly; each child up to 3, \$5 per month; maximum, \$4,000.

Wisconsin—4 years' earnings; \$1,500 minimum, \$3,000 maximum; no dependents, \$100.

TOTAL DISABILITY.

Arizona—50 per cent of average semimonthly earnings, during disability, not to exceed \$4,000.

California—65 per cent of weekly wages for not more than 15 years, total not to exceed 3 years' earnings; if nurse is required, 100 per cent; minimum wages per annum, \$333.33; maximum, \$1,666.66.

Illinois—50 per cent of weekly earnings for 8 years; \$5 minimum, \$12 maximum, up to \$3,500.

Kansas—50 per cent of weekly earnings; \$6 minimum, \$15 maximum, for not more than 10 years.

Maryland—50 per cent of average weekly wages during previous 12 months, if so long in employers' service; if not, then a weekly benefit for such shorter period as he may have been in such service.

Massachusetts—50 per cent of weekly wages for not over 500 weeks; \$4 minimum, \$10 maximum, total not to exceed \$3,000.

Michigan—50 per cent of weekly wages for not over 500 weeks; \$4 minimum, \$10 maximum; total not to exceed \$4,000.

Nevada—60 per cent of weekly earnings; specified increases for specified maintainings, total not to exceed \$3,000; deduction for contributory negligence.

New Hampshire—50 per cent of average weekly earnings; maximum, \$10 for not more than 300 weeks.

New Jersey—50 per cent of wages for 400 weeks; \$5 minimum, \$10 maximum.

New York—50 per cent of wages (not more than \$10 weekly) for not more than 8 years.

Ohio—66 2/3 per cent of wages until death, if permanently disabled; \$5 minimum, \$12 maximum.

Rhode Island—50 per cent of weekly earnings for not over 500 weeks; \$4 minimum, \$10 maximum.

Washington—\$20 per month if single, \$25 if married; for each child under 16 years, \$5 per month, not over \$35 in all; deduction for removal of safeguard by employe.

Wisconsin—65 per cent of wages; if nurse is required, 100 per cent after 90 days; no total to exceed 4 years' earnings.

PARTIAL DISABILITY.

Arizona—50 per cent of wage decrease until recovery, not to exceed \$4,000.

California—65 per cent of wage decrease; wages considered and total payments same as for total disability.

Illinois—50 per cent of wage decrease; \$12 maximum for not more than 8 years.

Kansas—25 to 50 per cent of weekly earnings; \$3 minimum, \$12 maximum, for not more than 10 years.

Maryland—Difference between amount for total disability and amount workman is able to earn after the injury; fixed proportions for specified injuries.

Massachusetts—50 per cent of weekly wage loss; \$10 maximum, for not more than 300 weeks; fixed rates for specified injuries.

Michigan—50 per cent of wage decrease; \$10 maximum, for not over 300 weeks; fixed rates for specified injuries.

Nevada—Such proportion of 60 per cent of earnings as loss of capacity bears to total loss; maintainings as in case of total disability.

New Hampshire—50 per cent of wage loss; maximum, \$10 per week; not more than 300 weeks.

New Jersey—Proportionate, fixed scale.

New York—50 per cent of wage decrease; same limits as for total disability.

Ohio—66 2/3 per cent of wage decrease for 6 years; \$5 per week minimum, \$12 maximum; not over \$3,400 in all.

Rhode Island—50 per cent of wage decrease; \$10 maximum, for not more than 300 weeks; fixed rates for specified injuries.

Washington—Proportionate; not over \$1,500.

Wisconsin—65 per cent of wage decrease; no total to exceed four years' earnings.

OTHER PROVISIONS.

The maximum allowed for medical or surgical aid in any state is \$200. In some states it is allowed only in case the employe dies leaving no dependents. In other cases the cost of medical attendance for two or three weeks is allowed.

Disputes are settled in California by the industrial accident board with limited appeal to courts; in Illinois by arbitrators for each case with appeal to courts; in Kansas by local committees or arbitrators with court review allowed; in Michigan by industrial accident board, arbitration and appeals to Supreme court; in New Hampshire by proceedings in equity; in New Jersey by judges of Court of Common Pleas; in New York by courts; in Rhode Island by courts; in Wisconsin by industrial commission with appeal to courts; in Arizona by arbitration, reference to attorney-general or appeal to courts; in Nevada by arbitrators for each and appeal to courts if decision is not unanimous; in Maryland by arbitration if so provided in contract; in Massachusetts by arbitrators for each case, industrial accident board and appeal to courts on points of law; in Ohio by state liability board of awards and limited appeal to courts; in Washington by industrial insurance department with appeal to courts.

LARGEST CAR FERRY IN THE WORLD.

The largest car ferry in the world is the Contra Costa, built in 1913 for the Southern Pacific railroad at Oakland, Cal. It operates across the Carquinez straits, between Port Costa, Cal., and Benicia. It is 433 feet long and 116 feet wide and has a tonnage of 3,800. It has four tracks on which two locomotives and thirty-six freight cars or twenty-four passenger cars can be carried at one time.

WHOLESALE PRICES (1890 AND 1913).

[From bulletin of the bureau of labor, Washington, D. C.]

Wholesale prices in 1912 advanced sharply during the first five months and a strong upward tendency was maintained to the end of the year. The most important feature in the movement of prices during the year was the marked increase in the great groups of farm products, food, fuel and lighting, and metals and implements.

The average of wholesale prices in 1912, as measured by the prices of 255 commodities, was 3.4 per cent higher than the average for 1911, and with this advance the level was 1.5 per cent above the high average of 1910 prices. Wholesale prices during 1912 were 18.3 per cent higher than in 1890; 20.9 per cent higher than in 1900; 48.9 per cent higher than in 1897, the year of lowest prices in the twenty-three year period from 1890 to 1912, and 33.6 per cent higher than the average price for the ten years 1890 to 1899.

The upward movement of prices which began July, 1905, reached its highest point in 1907 in October, from which month there was a general decline until August, 1908. Beginning with September, 1908, wholesale prices increased without a break in any month up to March, 1910; from this time to December, 1910, prices declined slightly. Prices in January, 1911, showed a slight decline from those of December, 1910, but through the year 1911 the fluctuation from month to month was small. During the first months of 1912 prices rose rapidly until May, when slight recessions occurred during June and August. In September and October prices were again higher, reaching the level of May in November, with a loss in December, 1912, of less than one-fourth of 1 per cent.

Wholesale prices in May and November, 1912, were higher than at any other time in the twenty-three year period from 1890 to 1912, being 18.5 per cent higher than in July, 1905; 3.4 per cent higher than in October, 1907; 11.5 per cent higher than in August, 1908, and 1.2 per cent higher than in March, 1910. Wholesale prices in December, 1912, were 12.3 per cent higher than in December, 1905; 3.6 per cent higher than in December, 1910, and 4.6 per cent higher than in December, 1911.

Wholesale prices for 1912, as stated above, were higher than for any other year of the twenty-three year period, 1890 to 1912, covered by the bureau of labor statistics price reports, and they were also higher than for any year since 1883.

Comparing 1912 with 1911, the group of commodities showing the greatest increase in prices was fuel and lighting, the increase in the group as a whole being 9.4 per cent. The only group showing a decrease was that comprising lumber and building materials, which declined 2.1 per cent in 1912.

The following table shows the average wholesale prices of certain commodities in the calendar years 1911 and 1912:

FARM PRODUCTS.		1911.	1912.
Commodity.		1911.	1912.
Barley, choice to fancy, bu.....	\$1.10	\$1.02	
Cattle, steers, choice, 100 lbs.....	7.23	9.36	
Cattle, steers, good, 100 lbs.....	6.73	8.40	
Corn, cash, bu.....	.59	.69	
Cotton, upland, middling, lb.....	.13	.12	
Flaxseed, No. 1, bu.....	2.39	1.87	
Hay, timothy, No. 1, ton.....	19.66	20.41	
Hides, green, salted, lb.....	.15	.18	
Hogs, heavy, 100 lbs.....	6.75	7.60	
Hogs, light, 100 lbs.....	6.73	7.55	
Hops, New York state, choice, lb.....	.36	.41	
Horses, draft, good, per head.....	259.75	220.50	
Mules, 16 hands, per head.....	214.62	192.03	
Oats, cash, bu.....	.38	.44	
Poultry, live, fowls, lb.....	.14	.15	
Rye, No. 2, cash, bu.....	.90	.80	
Sheep, wethers, good, 100 lbs.....	4.28	4.93	
Sheep, wethers, plain, 100 lbs.....	3.94	4.90	
Tobacco, burley, good leaf, 100 lbs.....	11.35	11.43	
Wheat, cash.....	.98	1.05	
FOOD, ETC.		1911.	1912.
Beans, medium, choice, bu.....	2.29	4.66	
Bread, crackers, oyster, lb.....	.07	.06	
Bread, crackers, soda, lb.....	.07	.06	
Bread, loaf (New York market), lb.....	.04	.04	
Butter, creamery, Elgin, lb.....	.26	.30	

Commodity.		1911.	1912.
Canned corn, No. 2, dozen cans.....	1.07	.95	
Canned peas, No. 2, dozen cans.....	1.50	1.62	
Canned tomatoes, No. 3, dozen cans.....	1.11	1.42	
Cheese, New York state, cream, lb.....	.14	.16	
Coffee, Rio, No. 7, lb.....	.13	.15	
Eggs, fresh, fancy, dozen.....	.30	.33	
Fish, cod, dry, quintal.....	7.96	8.10	
Fish, herring, split, brl.....	6.86	7.50	
Fish, mackerel, salt, brl.....	16.00	13.21	
Fish, salmon, canned, 12 cans.....	2.10	2.18	
Flour, buckwheat, 100 lbs.....	2.44	2.45	
Flour, rye, brl.....	4.69	4.52	
Flour, wheat, spring, brl.....	5.08	5.27	
Flour, wheat, winter, brl.....	3.98	4.69	
Fruit, apples, evaporated, lb.....	.12	.08	
Fruit, currants, in barrels, lb.....	.08	.07	
Fruit, prunes, in boxes, lb.....	.12	.07	
Fruit, raisins, California, box.....	1.41	1.42	
Glucose, 100 lbs.....	1.86	2.31	
Lard, prime, lb.....	.09	.10	
Meal, corn, fine white, 100 lbs.....	1.29	1.65	
Meal, corn, fine yellow, 100 lbs.....	1.29	1.65	
Meat, bacon, short clear sides, lb.....	.09	.11	
Meat, bacon, short rib sides, lb.....	.09	.11	
Meat, beef, fresh, lb.....	.11	.13	
Meat, beef, salt, extra mess, brl.....	12.91	15.79	
Meat, beef, salt, hams, brl.....	28.60	29.88	
Meat, hams, smoked, lb.....	.14	.14	
Meat, mutton, dressed, lb.....	.08	.08	
Meat, pork, salt, mess, brl.....	19.16	19.29	
Milk, fresh, quart.....	.03	.04	
Molasses, New Orleans, gal.....	.41	.44	
Poultry, dressed, fowl, lb.....	.16	.16	
Rice, domestic, lb.....	.05	.05	
Salt, American, brl.....	.83	.99	
Soda, bicarbonate of, lb.....	.01	.01	
Spices, pepper, lb.....	.10	.11	
Starch, pure corn, lb.....	.06	.06	
Sugar, granulated, lb.....	.05	.05	
Tallow, lb.....	.06	.06	
Tea, Formosa, fine, lb.....	.24	.24	
Vegetables, cabbage, ton.....	10.00	8.94	
Vegetables, onions, brl.....	3.10	2.12	
Vegetables, potatoes, bu.....	.77	.91	
Vinegar, cider, gal.....	.20	.16	

CLOTHS AND CLOTHING.

Rags, 2 bushel, Amoskeag, each.....	.20	.18
Blankets, all wool, 5 lbs. to pair, lb.....	1.00	1.02
Blankets, cotton, 2 lbs. to pair, lb.....	.57	.57
Boots and shoes, men's brogans, pair.....	1.06	1.23
Boots and shoes, men's calf shoes, pair.....	3.00	3.06
Boots and shoes, women's solid grain, pair.....	1.02	1.09
Broadcloths, first quality, yard.....	2.02	2.08
Calico, American, prints, yard.....	.05	.05
Carpets, Brussels, yard.....	1.20	1.24
Carpets, ingrain, yard.....	.53	.58
Carpets, Wilton, yard.....	2.23	2.31
Cotton flannels, 3½ yards to lb, yard.....	.08	.10
Cotton thread, 6 card, 200 yd. spls., spool.....	.04	.04
Cotton yarns, cones, 22-1, lb.....	.21	.20
Denims, Amoskeag, yard.....	.14	.14
Drillings, brown, yard.....	.43	.43
Flannels, white, yard.....	.08	.08
Ginghams, Amoskeag, yard.....	.07	.06
Horse blankets, wool, lb.....	.75	.77
Hosiery, men's cotton ½ hose, 12 pairs.....	.80	.83
Hosiery, women's cotton hose, 12 pairs.....	1.84	1.85
Leather, harness, oak, lb.....	.37	.38
Leather, sole, hemlock, lb.....	.24	.26
Overcoatings, covert cloth, yard.....	1.80	1.91
Overcoatings, twill, yard.....	1.75	1.35
Print cloths, yard.....	.03	.04
Sheetings, bleached, Atlantic, yard.....	.21	.21
Sheetings, bleached, Peppercell, yard.....	.24	.23
Sheetings, brown, Indian Head, yard.....	.09	.08
Shirtings, bleached, Fruit of Loom, yd.....	.09	.08
Shirtings, bleached, Wamsutta, yard.....	.11	.10
Silk, raw, Italian, lb.....	3.89	3.81
Silk, raw, Japan, lb.....	3.47	4.45
Suitings, clay worsted, 12 ounce, yard.....	1.09	1.21
Suitings, indigo blue, wool, yard.....	1.49	1.52
Suitings, serge, yard.....	1.13	1.14
Tickings, Amoskeag, yard.....	.13	.13
Trousersings, worsted, yard.....	2.38	2.36
Underwear, shirts, drawers, wool, doz.....	27.00	27.00

Commodity.	1911.	1912.
Women's dress goods, poplar cloth, yard	.20	.19
Wool, Ohio, fine fleece, scoured, lb.	.65	.65
Worsted yarns, lb.	1.21	1.22
FUEL AND LIGHTING.		
Candles, 14 ounce, lb.	.07	.07
Coal, anthracite, broken, ton.	4.20	4.35
Coal, anthracite, chestnut, ton.	5.00	5.28
Coal, anthracite, egg, ton.	4.81	5.03
Coal, anthracite, stove, ton.	4.81	5.03
Coal, bituminous, ton.	3.02	3.13
Coke, Connellsville, ton.	1.64	2.40
Matches, parlor, 144 boxes	1.50	1.50
Petroleum, crude, brl.	1.30	1.57
Petroleum, refined, gal.	.07	.03

METALS AND IMPLEMENTS.

Augers, extra, 1 inch, each	.34	.35
Axes, M. C. O., Yankee, each	.65	.70
Bar iron, common, lb.	.01	.01
Barb wire, galvanized, 100 lbs.	2.18	2.13
Chisels, 1 inch, each	.25	.25
Copper, ingot, lb.	.12	.16
Copper, sheet, hot rolled, lb.	.17	.21
Copper, wire, bare, lb.	.14	.17
Doorknobs, steel, pair.	.25	.27
Files, 8 inch, dozen.	.93	.93
Hammers, Maydole, No. 1½, each	.44	.44
Lead, pig, lb.	.04	.04
Lead pipe, 100 lbs.	5.02	5.20
Locks, common mortise, each	.10	.12
Nails, 8 penny, fence, 100 lbs.	1.71	1.71
Pig iron, Bessemer, ton.	15.71	15.94
Pig iron, foundry, No. 1, ton.	15.71	16.56
Planes, Bailey, No. 5, each	1.54	1.54
Saws, crosscut, Disston, No. 2, each.	1.78	1.78
Shovels, Ames, No. 2, dozen	7.45	7.45
Silver, bar, fine, ounce.	.54	.61
Spelter, western, lb.	.06	.07
Steel billets, ton	21.46	22.38
Steel rails, ton	28.00	28.00
Tin, pig, lb.	.43	.46
Tinplates, domestic, 100 lbs.	3.86	3.65
Trowels, M. C. O., brick, each.	.35	.35
Wires, solid boxes, 50 lbs. each	4.37	4.14
Wood screws, 1 inch, gross.	.10	.12
Zinc, sheet, 100 lbs.	7.05	7.92

LUMBER AND BUILDING MATERIALS.

Brick, common, M.	5.89	6.76
Carbonate of lead, lb.	.07	.07
Cement, Portland, brl.	1.46	1.31
Doors, white pine, each.	1.60	1.51
Hemlock, M feet.	20.68	21.45
Lime, common, brl.	1.11	1.08
Linseed oil, raw, gal.	.88	.67

Commodity.	1911.	1912.
Maple, hard, M feet.	34.32	36.45
Oak, white, M feet.	54.68	56.23
Oak, white, quartered, M feet.	87.18	86.50
Oxide of zinc, lb.	.05	.05
Pine, white, boards, M feet.	38.35	37.23
Pine, yellow, flooring, M feet.	46.55	44.55
Plate glass, polished, sq. ft.	30.59	33.14
Poplar, M feet.	61.59	61.50
Putty, lb.	.01	.01
Rosin, good, strained, lb.	6.72	6.64
Shingles, cypress, M.	3.61	3.45
Spruce, M feet.	24.27	26.95
Tar, brl.	2.12	2.09
Turpentine, spirits of, gal.	.68	.47
Window glass, firsts, 50 sq. ft.	2.25	2.24

DRUGS AND CHEMICALS.

Alcohol, grain, gal.	2.53	2.57
Alcohol, wood, gal.	.50	.50
Alum, lump, lb.	.02	.02
Brimstone, crude, ton.	22.00	22.00
Glycerin, refined, lb.	.23	.18
Muriatic acid, lb.	.01	.01
Opium, natural, lb.	6.43	7.12
Quinine, American, ounce.	.14	.14
Sulphuric acid, lb.	.01	.01

HOUSEFURNISHING GOODS.

Earthenware, plates, white, doz.	4.46	4.43
Earthenware, cups and saucers, gross.	3.41	3.41
Furniture, bedroom sets, each.	13.75	15.25
Furniture, chairs, maple, doz.	9.00	9.50
Furniture, chairs, kitchen, doz.	5.75	6.00
Furniture, tables, kitchen, doz.	21.00	22.80
Glassware, napples, doz.	.11	.11
Glassware, pitchers, doz.	.80	.80
Glassware, tumblers, common, doz.	.11	.11
Table cutlery, knives, forks, gross.	5.00	5.29
Woodenware, pails, doz.	1.75	1.75
Woodenware, tubs, nest of 3.	1.65	1.60

MISCELLANEOUS.

Cottonseed meal, ton.	29.77	31.46
Cottonseed oil, lb.	.05	.06
Jute, raw, lb.	.05	.05
Malt, western, bu.	1.28	1.11
Paper, news, lb.	.02	.02
Paper, manila wrapping, lb.	.05	.05
Proof spirits, gal.	1.34	1.36
Rope, manila, lb.	.09	.10
Rubber, lb.	1.11	1.05
Soap, castile, lb.	.08	.07
Starch, laundry, lb.	.03	.04
Tobacco, plug, lb.	.44	.44
Tobacco, smoking, granulated, lb.	.63	.63

ATTEMPT TO ASSASSINATE KING ALFONSO.

Rafael Sanchez Allegro, an anarchist from Barcelona, fired three shots at King Alfonso of Spain in Madrid Sunday afternoon April 13, 1913, but none of the bullets reached the mark. Accompanied by his staff, the king was riding along the Calle de Acala on his return from the ceremony of swearing in the recruits. He had reached a point opposite the Bank of Spain when a man rushed out from the sidewalk and seized the bridle of the king's horse with one hand and presented a revolver with the other. The royal rider, realizing the situation, instantly dug his spurs into his horse, which reared violently. The man fired, but the bullet, instead of entering Alfonso's breast, buried itself in the neck of the horse. The weapon was fired at such close range that the king's left hand glove was blackened by the powder. Only quickness of thought and action saved his life.

The assailant was thrown to the ground by a secret service man, but managed to free his right arm and fired two more shots at the king. Both went wild and, policemen coming up, he was overpowered after a fierce struggle, handcuffed and conveyed to prison. It was there learned that the assassination of the king was planned by anarchists and that Allegro had been appointed to carry out the plot.

King Alfonso was shot at in January, 1904, and on May 30, 1905, a bomb was thrown at him as he and President Loubet were leaving the opera in Paris. May 31, 1906, on the day of his marriage, a bomb was thrown at the vehicle in which he and his bride were seated receiving the plaudits of the people of Madrid. Seventeen persons were killed on that occasion, but the royal couple escaped unhurt.

FASTEST TRIPS AROUND THE WORLD.

John Henry Mears bettered the record for the fastest trip around the world by 3 days 22 hours 7 minutes and 37 seconds when he arrived in New York, N. Y., Aug. 6, 1913. His time was 35 days 21 hours 35 minutes and ¾ second. The best previous record was that made by Andre Jaeger-Schmidt of Paris in 1911—39 days 19 hours 42 minutes and 37½ seconds. Mears' mileage was 21,066, while that of Jaeger-Schmidt was 19,309. Both took a northern route by way of Russia. The Frenchman start-

ed from Paris and passed through Vladivostok, Japan, Vancouver, Montreal, New York and Cherbourg. Mears started from New York and passed through London, Paris, Berlin, St. Petersburg, Korea, Yokohama, Victoria, Seattle and Chicago. In 1889 Mrs. Nellie Seaman, better known as Nellie Bly, girdled the globe in 72 days 6 hours and 11 minutes. In 1903 Henry Frederick made the trip in 54 days 7 hours and 20 minutes.

RELATIVE WHOLESALE PRICES OF COMMODITIES.

In this table, prepared by the bureau of labor in Washington, the average wholesale price in New York and other primary markets of each article for the years 1890-1899, inclusive, is taken as the base price and is represented by 100. The relative price is the average wholesale price for each year from 1900 to 1912, inclusive, compared with the base price.

FARM PRODUCTS.

YEAR.	Barley	Cattle.	Corn.	Cotton	Flax-seed.	Hay (timothy).	Hides.	Hogs.	Hops.	Oats.	Sheep.	Wheat
1890.....	111.6	87.4	103.8	142.9	125.5	95.8	99.6	89.6	148.0	115.6	118.0	118.9
1900.....	106.2	113.9	100.2	123.8	145.7	110.9	127.4	115.2	88.7	84.5	114.3	93.7
1905.....	107.0	110.2	131.7	123.1	107.6	107.9	132.6	119.9	150.9	111.2	128.5	134.5
1906.....	112.8	113.1	121.8	142.0	99.1	124.3	164.7	141.8	92.0	122.1	133.5	105.6
1907.....	169.0	132.8	158.8	153.0	106.1	132.4	155.3	137.8	98.1	167.4	125.5	120.8
1908.....	161.8	126.7	179.9	134.8	108.0	118.3	142.6	131.4	67.1	183.5	109.6	151.8
1909.....	148.7	136.3	175.5	156.0	140.6	129.0	175.8	171.6	118.4	178.9	120.1	159.7
1910.....	151.7	148.2	152.7	194.8	203.7	165.6	165.0	202.7	146.1	143.5	122.9	146.1
1911.....	243.1	142.1	155.1	168.0	214.8	188.5	157.6	152.9	206.1	143.2	89.8	131.1
1912.....	224.7	177.5	180.2	148.2	167.6	195.7	187.8	172.1	231.5	162.9	111.7	139.7

FOOD, ETC.

YEAR.	Beans.	Crack-ers.	Bread.	Butter	Cheese	Coffee.	Eggs.	Fish, cod.	Flour, wheat.	Dried apples	Glucose.	Lard.
1890.....	121.5	111.4	100.6	103.1	97.1	136.6	99.1	101.7	120.7	134.1	96.8
1900.....	125.6	94.0	100.6	100.4	114.3	62.6	100.7	94.9	89.4	72.6	104.9	105.5
1905.....	128.8	95.1	100.6	111.9	122.8	63.4	138.2	132.4	126.2	82.5	125.1	113.9
1906.....	113.8	90.5	100.6	113.3	133.0	61.8	138.2	136.2	99.5	115.5	142.9	185.6
1907.....	166.4	90.5	100.6	127.2	148.3	50.1	141.2	135.5	113.5	99.5	159.4	140.7
1908.....	138.9	90.5	100.6	124.1	138.2	47.8	142.0	130.7	125.1	101.9	185.2	138.8
1909.....	146.7	91.1	106.5	133.3	150.5	59.6	160.3	125.7	134.0	90.8	174.4	178.7
1910.....	143.7	97.5	109.6	137.2	159.3	72.3	166.0	124.2	127.9	98.7	136.9	191.6
1911.....	137.0	90.5	109.6	121.8	141.9	102.1	151.7	142.5	118.2	142.0	131.0	138.8
1912.....	167.4	90.5	109.6	136.8	166.7	111.3	168.9	145.1	122.7	97.6	163.1	160.4

YEAR.	Meal, corn.	Bacon	Fresh beef.	Sm'k'd hams.	Nut-tons.	Salt pork.	Milk.	Mo-lasses.	Rice.	Salt.	Sugar.	Tea.
1890.....	100.3	89.3	89.2	101.1	123.7	104.4	103.1	112.4	107.8	112.5	130.5	96.3
1900.....	97.4	111.4	104.3	104.2	96.4	107.5	107.5	151.5	97.7	142.1	112.8	104.9
1905.....	130.3	118.5	104.0	106.3	113.9	123.9	113.3	102.5	74.3	107.2	111.2	94.2
1906.....	124.2	139.6	101.2	125.5	120.7	150.5	118.0	107.9	84.5	101.4	95.5	81.8
1907.....	133.5	141.3	114.7	132.4	116.0	151.0	131.4	129.7	95.2	112.6	98.4	82.0
1908.....	158.8	133.5	121.1	114.3	114.5	137.3	129.0	112.7	111.2	111.5	104.5	75.1
1909.....	158.4	173.8	123.1	133.1	119.2	183.5	132.5	111.1	110.3	116.1	100.7	82.0
1910.....	145.5	197.3	133.2	167.1	133.3	204.1	144.3	117.5	97.5	107.1	104.9	84.5
1911.....	127.0	140.6	127.4	142.1	99.7	164.7	131.8	128.9	89.3	117.5	112.8	85.3
1912.....	162.5	164.0	157.3	145.2	111.3	165.8	144.3	138.2	97.5	140.2	106.7	86.3

CLOTHS AND CLOTHING.

YEAR.	Bags, 2-bush, Amos-keag.	Blan-kets, wool.	Boots and shoes, men's.	Calico, Ameri-can.	Broad-cloths.	Car-pets, in-grain.	Cotton flannels.	Cotton thread	Cotton yarns.	Den-ims.	Drill-ings.	Ging-hams.
1890.....	113.9	108.3	101.0	117.5	113.7	108.6	123.9	101.6	111.3	112.5	119.4	117.3
1900.....	112.8	107.1	94.3	94.1	108.0	103.5	104.5	120.1	115.0	102.8	105.9	96.6
1905.....	109.6	110.9	100.0	93.5	115.2	116.2	121.0	120.1	107.8	103.7	126.0	96.0
1906.....	129.1	122.0	108.0	99.5	116.6	116.2	130.7	120.1	124.6	118.1	135.5	106.0
1907.....	138.5	119.0	109.0	99.5	116.6	121.2	139.9	134.8	137.1	132.3	144.2	123.5
1908.....	134.3	113.1	109.0	121.0	115.6	116.6	117.4	131.7	110.5	111.1	123.4	102.8
1909.....	134.6	119.0	114.8	104.3	116.6	111.1	106.8	126.4	122.3	119.9	129.0	110.3
1910.....	146.0	125.5	117.4	97.1	117.8	111.1	127.5	126.4	138.9	138.9	144.2	131.8
1911.....	146.0	119.0	116.7	106.8	116.6	111.1	141.6	126.4	130.8	131.9	143.9	127.8
1912.....	132.2	122.0	119.0	100.4	120.0	122.1	142.2	126.4	125.0	129.9	140.2	117.8

YEAR.	Ho-siery, cotton	Leath-er, sole, hem'l'k	Print cloths.	Sheet-ings.	Shirt-ings.	Silk, raw.	Suit-ings, serge.	Tick-ings.	Under-wear, wool.	Wom-en's dress goods.	Wool, Ohio.	Wor-sted yarns.
1890.....	133.3	99.1	117.7	122.1	116.1	122.7	113.1	106.2	119.8	134.6	120.4
1900.....	82.1	128.4	108.6	111.3	103.4	106.9	107.6	102.1	100.4	119.1	116.0	118.3
1905.....	82.1	118.1	110.0	110.2	107.7	96.5	121.1	102.1	100.4	123.4	117.2	123.0
1906.....	85.3	130.9	127.7	121.5	112.2	101.6	138.8	119.0	115.8	134.9	112.3	127.0
1907.....	94.8	136.4	167.4	134.3	133.4	131.1	139.5	122.4	115.8	134.9	113.0	127.3
1908.....	88.9	129.3	118.0	138.7	125.4	98.2	132.0	100.0	115.8	127.1	107.3	120.8
1909.....	96.1	131.5	126.5	120.3	124.7	102.9	142.0	111.3	115.8	138.8	119.0	128.3
1910.....	95.4	127.2	134.8	130.8	126.0	94.1	138.9	121.1	115.8	146.6	107.0	123.0
1911.....	94.9	122.5	122.8	121.1	118.8	91.3	123.7	125.6	115.8	141.1	98.4	118.5
1912.....	98.4	133.0	134.3	120.9	113.9	89.6	125.3	121.4	115.8	138.0	105.0	119.8

RELATIVE PRICES OF COMMODITIES.—CONTINUED.

YEAR.	FUEL AND LIGHT-ING			METALS AND IMPLEMENTS.								
	Coal, Anth.	Petroleum, crude.	Petroleum, refined	Barb wire.	Hammers.	Lead, pig.	Nails.	Pig iron.	Planes	Saws.	Shovels.	Steel rails.
1890.....	103.5	95.4	112.9	141.2	96.9	115.5	125.2	137.0	107.4	112.7	100.1	121.9
1900.....	97.1	148.5	131.6	134.4	115.9	116.8	123.1	141.5	107.0	98.6	115.9	123.9
1905.....	125.1	152.1	111.2	94.3	129.0	125.7	99.9	118.7	115.7	98.6	96.9	107.4
1906.....	124.8	175.5	117.4	96.1	129.0	154.3	105.7	141.8	129.3	101.3	96.9	107.4
1907.....	121.9	190.5	127.0	104.3	129.0	144.9	118.3	165.8	115.7	101.3	99.7	107.4
1908.....	124.8	195.6	133.9	103.8	129.0	110.8	106.7	123.9	115.7	101.3	99.4	107.4
1909.....	124.8	182.7	128.7	93.4	129.0	112.6	102.3	126.3	115.7	101.3	96.9	107.4
1910.....	124.7	147.7	118.6	84.4	129.8	117.6	100.9	124.8	125.4	101.3	88.4	107.4
1911.....	124.7	142.8	112.9	86.3	121.8	116.8	98.5	114.0	116.5	101.3	94.7	107.4
1912.....	129.3	173.0	127.9	84.5	121.8	116.3	98.5	115.7	116.5	101.3	94.7	107.4

YEAR.	METALS AND IMPLEMENTS.				LUMBER AND BUILDING MATERIALS.							
	Tin, pig.	Trowels.	Vises.	Zinc, sheet.	Brick.	Cement.	Doors.	Lime.	Linseed oil.	Maple.	Oak, white.	Pine, yellow.
1890.....	115.5	100.0	106.1	114.0	118.0	125.8	117.5	135.8	100.0	101.2	112.4
1900.....	163.7	100.0	109.4	114.8	94.4	108.1	145.5	82.0	138.7	103.8	109.1	112.2
1905.....	170.3	100.0	106.1	128.5	145.7	71.5	163.2	106.9	103.1	115.1	126.5	134.9
1906.....	213.6	100.0	115.9	135.0	153.7	78.9	153.5	118.7	89.3	117.0	134.7	158.9
1907.....	211.1	100.0	147.4	140.9	110.7	82.4	167.5	113.9	95.7	121.7	147.5	165.2
1908.....	160.2	100.0	147.4	121.3	91.8	73.1	161.3	125.4	96.5	119.3	131.7	165.2
1909.....	161.1	100.0	155.2	125.1	114.8	70.7	164.2	125.4	127.9	117.0	129.4	178.9
1910.....	186.3	100.0	151.3	132.2	102.8	72.5	154.8	125.4	186.7	120.0	144.9	166.8
1911.....	232.8	102.9	147.4	132.7	105.9	75.2	148.3	133.0	193.9	129.5	146.1	165.7
1912.....	252.0	102.9	139.6	149.2	121.5	65.9	139.9	130.2	148.3	137.5	150.2	179.5

YEAR.	LUMBER AND BUILDING MATERIALS.						DRUGS AND CHEMICALS.					
	Poplar.	Putty.	Shingles.	Spruce.	Tar.	Turpentine.	Window glass.	Alcohol, grain.	Alum.	Glycerin.	Quinine.	Sulphuric acid.
1890.....	97.2	110.8	118.7	113.5	122.4	122.0	103.6	92.5	109.0	126.3	133.1	98.9
1900.....	120.2	120.3	101.0	121.1	113.1	142.7	125.5	106.5	104.8	108.3	135.2	138.8
1905.....	153.7	69.0	96.6	149.3	145.9	187.7	128.5	108.3	104.8	88.5	85.4	139.3
1906.....	162.5	75.8	114.9	178.0	162.5	198.9	135.7	110.0	104.8	80.7	67.4	112.4
1907.....	185.2	75.9	149.8	167.3	193.3	189.8	130.8	112.6	104.8	98.9	72.2	112.4
1908.....	185.8	75.9	125.4	144.9	132.8	135.6	109.7	117.7	104.8	106.6	63.7	114.6
1909.....	183.7	75.9	115.8	176.0	135.9	146.8	107.8	116.8	104.8	121.5	57.2	112.4
1910.....	196.1	72.8	123.8	171.4	187.1	204.3	136.2	113.9	104.8	153.1	56.9	112.4
1911.....	196.4	72.8	127.9	169.2	176.4	208.1	104.7	113.1	104.8	162.2	56.9	112.4
1912.....	196.1	72.8	123.5	187.9	166.0	140.7	104.1	114.7	104.8	131.7	71.8	112.4

YEAR.	HOUSEFURNISHING GOODS.						MISCELLANEOUS.					
	Earthenware plates.	Chairs.	Tables.	Tumblers.	Kniv's and forks.	Wood-ware.	Cott'n-seed oil.	Malt.	Rope.	Soap.	Starch.	Tobacco, plug.
1890.....	108.0	113.0	103.9	101.4	127.9	122.5	113.2	106.7	160.0	104.4	106.6	102.2
1900.....	106.6	129.1	108.1	101.4	94.9	107.0	116.8	93.0	141.3	107.7	97.7	111.9
1905.....	106.6	143.9	114.3	84.5	110.4	107.6	88.6	87.5	127.9	114.2	94.5	123.0
1906.....	106.6	161.4	124.7	84.5	107.0	118.8	160.0	147.2	138.1	117.9	111.1	118.6
1907.....	104.0	152.0	124.7	74.6	89.4	122.5	134.4	132.7	108.7	123.0	124.4	118.6
1908.....	104.1	145.3	124.7	75.6	82.5	122.5	144.5	111.9	90.0	183.1	123.3	118.6
1909.....	104.8	145.3	138.6	67.6	82.5	119.7	196.1	126.1	91.4	171.4	112.1	118.6
1910.....	104.8	145.3	145.5	62.0	82.5	122.5	153.0	162.5	93.3	148.7	93.4	111.1
1911.....	104.8	153.3	157.9	62.0	87.3	118.8	151.3	158.2	107.9	131.5	107.8	111.1

SUMMARY OF RELATIVE PRICES OF COMMODITIES, 1900 TO 1912, BY GROUPS.
Average price for 1890-1899=100.

YEAR.	Farm prod'cts.	Food, etc.	Cloths and clothing	Fuel and lighting	Metals and implem'ts.	Lumber and building material	Drugs and chemicals.	House-furnish-ing goods.	Mis-cellaneous.	All com-modities.
1890.....	109.5	104.2	101.0	120.9	120.5	115.7	115.7	106.1	109.8	110.5
1901.....	116.9	105.9	102.0	119.5	111.9	116.7	115.2	110.9	107.4	108.5
1902.....	130.5	111.3	107.1	134.3	117.2	118.8	114.2	112.2	114.1	112.9
1903.....	113.8	107.1	105.6	149.3	117.6	121.4	112.6	113.0	113.6	113.6
1904.....	126.2	107.2	109.8	132.6	109.6	122.7	110.0	111.7	111.7	110.0
1905.....	124.2	108.7	112.0	128.8	122.5	127.8	109.1	109.1	112.8	115.9
1906.....	123.6	112.6	120.0	129.5	135.2	140.1	101.2	111.0	121.1	122.4
1907.....	137.1	117.8	126.7	135.0	143.4	146.9	109.6	118.5	127.1	129.5
1908.....	133.1	120.6	116.9	130.8	125.4	133.1	110.4	114.0	119.9	122.8
1909.....	153.1	124.7	119.6	129.3	124.8	138.4	112.4	111.7	125.9	126.5
1910.....	164.6	128.7	128.7	125.4	128.5	153.2	117.0	111.6	133.1	131.6
1911.....	162.0	131.3	119.6	122.4	119.4	151.9	120.3	111.1	131.2	129.3
1912.....	171.3	139.5	120.7	133.9	126.1	143.2	122.9	113.7	133.2	133.6

RETAIL PRICES OF FOOD, COAL AND GAS.

Investigation by the federal bureau of labor showed that the cost of living in the United States in June, 1913, was approximately 60 per cent higher than the average between 1890 and 1900; more than 3 per cent higher than it was in 1912 and nearly 15 per cent higher than it was in 1911. Fifteen articles of food, which represent approximately two-thirds of the expenditure for food by the average workingman's family, showed the following percentages of increase in price June 15, 1913, as compared with the average price for the ten year period 1890-1899:

Article.	Pct. incr.	Article.	Pct. incr.
Bacon, smoked.....	128.5	Cornmeal.....	57.3
Pork chops.....	111.0	Potatoes, Irish.....	44.4
Round steak.....	102.5	Butter, creamery.....	41.8
Ham, smoked.....	84.0	Eggs, fresh.....	40.8
Hens.....	78.8	Milk, fresh.....	38.4
Rib roast.....	75.0	Flour, wheat.....	28.6
Sirloin steak.....	75.2	Sugar, granulated...*	8.0
Lard, pure.....	66.5		*Decrease.

The following table shows the percentage of increase in the prices of certain articles of food June 15, 1913, as compared with the prices June 15, 1912:

Article.	Pct. incr.	Article.	Pct. incr.
Bacon, smoked.....	16.2	Eggs, fresh.....	11.7
Ham, smoked.....	14.1	Round steak.....	10.1
Pork chops.....	13.4	Sirloin steak.....	9.8
Hens.....	11.8	Lard, pure.....	7.2

Article.	Pct. incr.	Article.	Pct. incr.
1 lb roast.....	6.8	Sugar, granulated...*	15.2
Butter, creamery.....	5.8	Flour, wheat.....	7.7
Milk, fresh.....	4.1	Cornmeal.....	3.9
Potatoes, Irish.....	*31.9		*Decrease.

RELATIVE RETAIL PRICES OF FOOD.

The relative price, or index number, as it is technically called, of any article is the per cent of the price of that article at any certain date is of the price of the same article at a date or period which has been selected as the base or standard. The base selected for the compilation of retail prices of food is the average price for the ten year period 1890 to 1899. The average price for a number of years more nearly represents normal conditions than does the price for a single year, because of unusual conditions which may prevail in any one year. In the first section of the following table is shown for each of the five geographical divisions and for the United States as a whole the simple average of the relative prices of the fifteen articles of food specified in the foregoing tables. In computing the relative prices shown in the second section of the table the relative price of each of the fifteen articles was weighted according to the average consumption in workingmen's families in the particular geographical division or in the United States as a whole. The divisions are indicated by letters: N. A., North Atlantic; S. A., South Atlantic; N. C., North Central; S. C., South Central; W., Western; U. S., United States. The average price for 1890-1899 equals 100.

Relative prices, weighted according to the average consumption.

Year. or month.	Simple average of relative prices.					Relative prices, weighted according to the average consumption.						
	N. A.	S. A.	N. C.	S. C.	W.	N. A.	S. A.	N. C.	S. C.	W.	U. S.	
1890.....	101.7	100.4	102.0	100.6	106.0	102.0	101.9	100.6	101.7	100.9	105.2	101.9
1891.....	102.7	101.8	104.5	103.2	107.6	103.6	102.1	101.6	104.4	102.8	106.9	103.4
1892.....	101.7	101.2	101.8	99.9	104.0	101.7	101.8	101.2	101.9	100.1	103.4	101.6
1893.....	104.8	102.5	106.4	104.2	103.0	104.6	104.4	102.7	106.2	104.2	102.1	104.1
1894.....	99.4	99.5	100.0	100.3	98.1	99.5	99.2	99.6	99.6	100.4	98.0	99.2
1895.....	97.2	98.2	97.0	97.8	96.0	97.2	97.2	97.8	97.1	97.9	95.6	97.1
1896.....	95.7	97.1	93.9	95.4	94.1	94.9	95.9	97.3	94.0	95.7	94.2	95.2
1897.....	97.3	97.3	95.8	96.6	94.6	96.4	97.4	97.4	96.1	96.9	94.9	96.7
1898.....	100.3	99.7	99.3	100.4	96.7	99.4	100.2	99.7	99.5	99.9	98.0	99.7
1899.....	99.7	102.3	99.4	101.8	100.3	100.6	100.0	102.0	99.6	101.3	101.8	100.8
1900.....	103.0	104.7	102.5	102.2	100.7	102.9	103.0	104.4	102.5	103.1	102.2	103.0
1901.....	108.9	110.3	110.6	110.5	104.6	109.5	108.0	109.7	109.5	109.7	104.9	108.5
1902.....	116.2	116.7	117.4	119.3	111.9	116.8	114.0	115.6	115.4	118.7	110.1	114.6
1903.....	116.3	115.6	117.3	121.4	112.4	116.9	113.7	114.6	115.5	120.3	109.9	114.7
1904.....	117.6	115.8	118.1	122.2	114.8	118.3	115.5	114.9	116.2	121.1	111.1	116.2
1905.....	116.8	116.3	118.1	122.4	115.4	118.3	115.0	115.7	116.3	121.3	111.8	116.4
1906.....	121.4	120.8	122.3	125.8	118.9	122.4	119.1	120.0	120.6	125.0	115.0	120.3
1907.....	126.4	126.4	127.3	181.7	126.5	128.0	123.9	129.5	126.0	130.9	121.8	125.9
1908.....	129.2	131.0	133.1	138.8	128.4	132.5	126.5	129.8	131.5	137.5	123.9	130.1
1909.....	134.7	139.2	141.4	148.3	137.4	140.3	131.2	137.8	139.1	147.1	131.3	137.2
1910.....	140.3	149.8	149.7	157.8	146.3	148.5	135.2	148.4	147.0	156.7	138.8	144.1
1911.....	139.3	145.2	146.9	158.6	145.9	146.9	134.9	142.9	144.4	157.0	139.1	143.0
1912.....	151.4	155.4	159.8	169.9	151.0	157.9	148.7	153.3	157.6	165.3	145.9	154.2
1913—January	153.6	157.3	160.4	169.1	154.3	159.5	151.9	156.9	159.9	168.8	151.1	157.9
February.....	152.2	155.0	160.2	166.7	151.6	157.9	150.0	154.4	159.4	166.2	148.0	155.8
March.....	153.3	156.3	163.3	168.0	151.0	159.4	150.4	155.2	162.2	167.5	147.8	156.7
April.....	156.1	160.3	165.9	171.8	151.6	162.1	152.8	159.0	164.2	170.8	146.2	158.9
May.....	158.1	158.6	164.6	171.7	152.8	161.7	151.1	156.8	161.2	170.3	146.3	157.2
June.....	158.8	162.0	165.9	173.9	155.5	164.2	153.4	158.8	162.2	172.2	143.7	159.2

Considering prices in the United States as a whole, the simple average of the relative prices for fifteen principal articles of food shows the following per cent advance:

Jan. 15, 1913, compared with Jan. 15, 1912.....	3.8
Feb. 15, 1913, compared with Feb. 15, 1912.....	3.3
March 15, 1913, compared with March 15, 1912.....	6.0
April 15, 1913, compared with April 15, 1912.....	3.9

When the relative prices are weighted according to the average consumption of the various articles of food in workingmen's families the changes in prices within the year were as follows:

Jan. 15, 1913, compared with Jan. 15, 1912.....	2.9
Feb. 15, 1913, compared with Feb. 15, 1912.....	3.2
March 15, 1913, compared with March 15, 1912.....	6.2
April 15, 1913, compared with April 15, 1912.....	4.1

RELATIVE PRICE OF FOOD BY ARTICLES.

(Average price for 1890-1900=100.)

Year or month.	Sirloin steak	Round steak	Rib roast	Pork chops	Bacon, smkd.	Ham, smkd.	Lard, pure	Eggs	Wheat flour	Corn meal	Corn str.	Eggs	Butter	Potatoes	Sugar, gran.	Milk, fresh
1890.....	99.3	97.6	98.7	96.5	96.5	98.3	98.5	102.8	110.2	111.3	100.3	99.2	109.0	120.8	100.4	
1891.....	99.7	98.0	99.6	98.8	97.2	99.5	100.0	104.8	112.4	101.5	105.6	105.7	117.1	108.1	100.5	
1892.....	99.6	98.0	99.6	101.1	99.9	101.5	104.4	104.2	104.0	107.7	105.3	106.8	95.4	96.9	100.5	
1893.....	99.4	98.5	98.4	105.0	108.9	107.1	119.2	104.3	95.1	104.0	105.5	108.6	111.8	102.6	100.5	
1894.....	98.1	97.4	97.9	100.9	102.5	101.7	106.4	98.2	85.3	104.4	97.4	102.0	101.8	95.2	100.3	
1895.....	98.7	98.2	97.9	99.7	98.7	98.9	99.8	97.3	89.6	101.0	98.8	97.4	90.6	91.8	99.4	
1896.....	99.8	100.5	99.4	97.8	96.3	96.5	92.1	96.1	94.2	92.8	90.3	93.1	78.8	96.2	100.1	
1897.....	99.6	101.8	100.1	97.5	97.0	98.5	89.0	92.3	104.7	91.2	94.0	93.7	92.5	94.3	100.0	
1898.....	102.1	102.8	102.2	99.7	100.2	97.2	93.5	96.8	106.9	92.9	97.9	95.8	103.9	99.7	99.8	

Year or month.	Sirloin	Round	Rib	Pork	Bacon,	Ham,
	steak.	roast.	chops.	smkd.	smkd.	smkd.
1898.....	104.4	107.0	106.1	103.2	102.9	100.5
1900.....	107.1	109.8	109.3	108.9	110.3	106.9
1901.....	109.4	114.0	112.7	119.0	121.3	111.1
1902.....	114.6	122.3	118.6	127.8	135.9	120.6
1903.....	110.6	116.8	117.0	126.1	140.4	122.1
1904.....	111.0	120.8	117.0	123.1	138.5	119.4
1905.....	110.6	120.0	116.2	125.0	139.3	119.4
1906.....	114.2	124.4	120.5	135.9	150.5	127.8
1907.....	116.7	128.4	123.0	140.9	157.7	131.0
1908.....	119.9	135.5	126.7	144.6	163.2	133.8
1909.....	126.1	140.6	132.2	158.7	176.4	142.1
1910.....	134.0	149.9	137.7	178.3	204.4	159.4
1911.....	134.9	152.6	138.6	170.3	197.2	155.9
1912.....	153.0	174.3	155.5	187.8	199.0	160.4
1913-January.....	160.3	183.1	161.6	189.0	210.8	167.4
February.....	160.8	184.5	162.7	189.4	211.6	169.3
March.....	166.2	191.2	168.1	203.6	217.2	174.0
April.....	172.7	199.1	173.4	218.0	222.9	178.1
May.....	173.6	199.7	173.5	211.9	224.5	179.8
June.....	175.2	202.5	175.0	211.0	225.8	184.0

COAL.

Relative retail prices of coal in ton lots, for household use, on April 15, 1907 to 1913, by geographical divisions. (Price on April 15, 1907=100.)

PENNSYLVANIA ANTHRACITE, WHITE ASH, STOVE.						
	Ap. 15, 1907	Ap. 15, 1908	Ap. 15, 1909	Ap. 15, 1910	Ap. 15, 1911	Ap. 15, 1912
North Atlantic.....	100.7	101.0	98.3	99.8	110.8	104.9
South Atlantic.....	102.4	102.6	101.4	103.3	110.2	113.1
North Central.....	99.6	100.2	100.5	101.2	105.6	106.5
South Central.....	101.3	101.7	101.7	102.0	103.9	112.2
Western.....	95.0	95.0	95.0	95.0	95.0	90.0

PENNSYLVANIA ANTHRACITE, WHITE ASH, CHESTNUT.						
North Atlantic.....	100.7	101.0	98.3	101.6	113.5	107.4
South Atlantic.....	102.5	102.8	101.9	105.7	112.6	115.4
North Central.....	99.7	100.0	100.3	102.6	107.5	109.0
South Central.....	101.0	99.0	100.3	101.5	103.9	113.0

BITUMINOUS.

North Atlantic.....100.0 100.0 100.0 100.0 101.5 102.9

South Atlantic.....103.3 96.7 96.7 110.0 110.0 110.0

North Central.....100.9 98.9 104.8 104.4 107.0 107.1

South Central.....99.8 94.3 98.6 100.7 100.9 110.6

Western.....107.2 105.1 105.1 107.2 104.7 104.6

The actual prices of coal per ton in some of the principal cities of the United States on April 15, 1913, were as follows:

Pennsylvania anthracite, stove size—Boston, \$7.25; Buffalo, \$6 to \$6.30; Chicago, \$7.50; Cincinnati, \$7.50 to \$8; Cleveland, \$7.25 to \$7.50; Detroit, \$7.25 to \$8; Indianapolis, \$8 to \$9; Kansas City, Mo., \$11 to \$11.50; Louisville, \$9; Milwaukee, \$7.25 to \$7.50; Minneapolis, \$8.75; New Orleans, \$10; New York, \$6.25 to \$6.75; Omaha, Neb., \$11 to \$12; Philadelphia, \$6.50 to \$6.75; Pittsburgh, \$7.25 to \$8.25; St. Louis, \$7.25 to \$7.50; San Francisco, \$9.50; Washington, D. C., \$7.

Pennsylvania anthracite, chestnut—Boston, \$7.50; Buffalo, \$6.25 to \$6.55; Chicago, \$7.75; Cincinnati, \$7.75 to \$8; Cleveland, \$7.50 to \$7.75; Detroit, \$7.50 to \$8.25; Indianapolis, \$8.25 to \$9.25; Kansas City, Mo., \$9; Louisville, \$9; Milwaukee, \$7.50 to \$7.75; Minneapolis, \$9; New Orleans, \$10.50; New York, \$6.25 to \$7; Omaha, \$11 to \$12; Philadelphia, \$6.75 to \$7; Pittsburgh, \$7.25 to \$8.25; St. Louis, \$7.50 to \$8; San Francisco (Colorado or New Mexico anthracite), \$16 to \$17; Washington, D. C., \$7.15.

Bituminous—Chicago, \$4.50 to \$5.25; Cincinnati, \$3.50 to \$3.75; Cleveland, \$3.75 to \$4.75; Detroit, \$4.50 to \$6; Indianapolis, \$3.50 to \$6; Kansas City, Mo., \$4 to \$4.75; Louisville, \$4.15 to \$4.25; Milwaukee, \$4.25 to \$6; Minneapolis, \$5.25 to \$5.80; New Orleans (per barrel of 900 pounds), \$5.50 to \$7; New York, \$6.25 to \$7; Omaha, \$4.75 to \$7; Pittsburgh (1,900 pounds), \$3 to \$3.25; St. Louis, \$2.50 to \$3.75; San Francisco, \$12.

Note—The tons referred to in the foregoing are of 2,000 pounds except as to Philadelphia, Pittsburgh and Washington, where the tons are of 2,240 pounds.

GAS.

Three companies reported a change of price in gas between Oct. 15, 1912, and April 15, 1913. In New Haven, Conn., the price was reduced from 95 cents to 90 cents; Company C in New York reduced

Lard,	Hens,	Wheat	Corn	Eggs,	Butter,	Pota-	Sugar,	Milk,
pure		flour,	meal,	str.	fr.	cr.	m'y.	toes,
								gran.
97.1	103.4	94.8	92.9	101.6	97.6	98.8	99.6	98.8
104.9	99.6	94.6	95.6	99.1	101.2	92.8	103.9	100.0
119.6	105.0	94.9	107.6	107.7	103.0	114.0	102.1	101.4
135.6	113.6	95.6	123.9	119.4	109.8	116.7	92.8	104.1
126.0	119.3	102.1	122.1	125.1	110.2	114.7	92.7	107.4
116.3	120.6	118.3	122.9	131.1	108.1	119.3	100.4	107.4
115.8	123.6	118.6	123.5	131.3	111.4	109.0	101.8	108.1
127.3	128.0	108.3	124.5	134.2	118.3	114.6	97.2	110.0
133.5	131.3	118.2	133.5	138.2	127.3	122.2	98.7	118.9
134.3	134.9	127.1	142.6	142.8	127.9	129.8	101.3	123.2
150.5	145.7	135.1	145.7	154.8	139.9	139.8	100.0	126.2
172.9	155.0	135.9	147.9	158.2	139.9	119.5	102.5	131.6
145.3	151.6	127.9	147.2	150.2	131.3	157.0	111.1	132.7
154.2	158.3	132.9	160.3	162.5	147.4	168.2	108.8	135.6
151.7	162.4	126.9	156.0	184.8	162.7	124.8	109.7	140.5
162.3	166.6	127.4	156.1	156.0	163.5	123.6	95.1	140.2
164.5	172.8	127.2	155.2	131.3	165.2	120.5	93.9	139.5
166.8	179.7	127.2	155.1	126.4	161.3	119.2	92.7	139.3
166.7	179.3	127.8	156.0	132.5	144.0	125.8	92.3	138.6
166.5	176.8	128.6	157.3	140.8	141.3	144.4	92.0	138.4

its price from 85 cents to 80 cents and in Washington, D. C., Company A increased its price from 85 cents to \$1.

PRICE PER 1,000 FEET MANUFACTURED GAS.

	Oct. 15, 1912.	Apr. 15, 1913.
North Atlantic division:	1912.	1913.
Boston, Mass.—Company A.....	\$0.80	\$0.80
Company B.....	.80	*
Company C.....	.85	.85
Buffalo, N. Y.....	1.00	1.00
Fall River, Mass.....	.80	.80
Manchester, N. H.....	1.10	1.10
Newark, N. J.....	1.00	1.00
New Haven, Conn.....	.95	.90
New York, N. Y.—Company A.....	.80	.80
Company B.....	.80	.80
Company C.....	.85	.80
Company D.....	1.00	1.00
Company E.....	.80	.80
Company F.....	.80	.80
Company G.....	.80	.80
Company H.....	.80	.80
Company I.....	.80	.80
Company J.....	.80	.80
Philadelphia, Pa.—Company A.....	1.00	1.00
Company B.....	1.00	1.00
Pittsburgh, Pa.—Company A.....	1.00	1.00
Company B.....	1.00	1.00
Providence, R. I.....	.85	.85
Scranton, Pa.—Company A.....	.95	.85
Company B.....	1.20	1.20
South Atlantic division:		
Atlanta, Ga.....	1.00	1.00
Baltimore, Md.....	.90	.90
Charleston, S. C.....	1.00	1.00
Jacksonville, Fla.....	1.20	1.20
Richmond, Va.....	.90	.90
Washington, D. C.—Company A.....	.85	1.00
Company B.....	.85	.85
North central division:		
Chicago, Ill.....	.80	.80
Cleveland, O.....	.80	.80
Detroit, Mich.—Company A.....	.75	.75
Company B.....	1.15	1.15
Indianapolis, Ind.—Company A.....	.60	.60
Company B.....	.60	.60
Milwaukee, Wis.....	.75	.75
Minneapolis, Minn.—Company A.....	.85	.85
Company B.....	1.19	1.19
Omaha, Neb.....	1.15	1.15
St. Louis, Mo.....	.80	.80
South central division:		
Birmingham, Ala.....	1.00	1.00
Louisville, Ky.....		
For illuminating purposes.....	1.00	1.00
For cooking and heating purposes.....	.75	.75
Memphis, Tenn.....	1.00	1.00
New Orleans, La.....	1.10	1.10
Western division:		
Denver, Col.....	.85	.85
Los Angeles, Cal.—Company A.....	.75	.75
Company B.....	.75	.75
Company C.....	.75	.75
Portland, Ore.....	.95	.95

	Oct. 15, 1912.	Apr. 15, 1913.
Salt Lake City, Utah:†	1912.	1913.
For illuminating purposes.....	\$1.30	\$1.30
For cooking and heating purposes..	1.90	1.90
San Francisco, Cal.....	.75	.75
Seattle, Wash.....	1.00	1.00

NATURAL GAS.

North Atlantic division:		
Buffalo, N. Y.....	** .30	** .30
Pittsburgh, Pa.—Company C.....	.27½	.27½
Company D.....	.30	.30
Company E.....	.27½	.27½
Company F.....	.27½	.27½
Company G.....	.27½	.27½
Company H.....	.27½	.27½

North central division:		
Cincinnati, O.....	1912.	1913.
Cleveland, O.....	.30	.30
Kansas City, Mo.....	.30	.30
South central division:		
Dallas, Tex.....	.45	.45
Little Rock, Ark.....	.40	.40

*No quotation. †Rate for one section of Detroit served by this company. ‡Combination light and fuel rate, April, 1913, 94½ cents. §Rate entered is for first 2,000 cubic feet; all over 2,000 cubic feet, \$1.20. ¶Rate entered is for first 2,000 cubic feet; next 20,000 cubic feet, 80 cents; all over 22,000 cubic feet, 70 cents. **For cooking and heating purposes only.

AMERICAN INHERITANCE TAX LAWS.

State.	Collateral.		Direct.	
	Rates. Percent.	Exemption.	Rates. Percent.	tion.
Arkansas.....	5
California.....	1½-15	\$500-\$2,000	1-3	\$4,000
Colorado.....	3-6	500	2	10,000
Connecticut.....	3	10,000	1-2	10,000
Delaware ²	5	500
Idaho.....	1½-15	500-2,000	1-3	4,000
Illinois.....	2-6	500-2,000	1	20,000
Indiana.....	1-15	100-500	1-15	10,000
Iowa.....	5	1,000
Kentucky.....	5	500
Louisiana ³	4	2	10,000
Maine.....	4	500
Maryland.....	2½	500
Massachusetts.....	3-5	1,000	1-2	10,000
Michigan.....	5	100	4	2,000
Minnesota.....	5	10,000	1½-5	10,000
Missouri.....	5
Montana.....	5	500	1	7,500
Nebraska.....	2-6	500-2,000	1	10,000
New Hampshire.....	5
New Jersey.....	5	500
New York.....	5	500	1	10,000
North Carolina.....	1½-15	2,000	3-4	2,000
North Dakota.....	2	25,000
Ohio.....	5	200
Oklahoma.....	1-5	100-500	1	75,000
Oregon.....	2-6	500-2,000	1	5,000
Pennsylvania.....	5	250
South Dakota.....	2-10	100-500	1	5,000
Tennessee.....	5	250
Texas.....	2-12	500-2,000	5
Utah.....	5	10,000
Vermont.....	5
Virginia.....	5
Washington.....	3-12	10,000
West Virginia.....	3-7½	20,000
Wisconsin.....	1½-15	100-500	1-3	2,000
Wyoming.....	5	500	2	10,000

¹Widows and (except in Wisconsin) minor children taxable only on the excess above \$10,000 received by each. ²Tax payable only by strangers in blood. ³Tax not payable when the property bore its just proportion of taxes prior to the owner's death. ⁴Applies to personal property only. ⁵Decedent's estates of less than \$10,000 are also exempt. ⁶For the surviving husband or wife and children, if residents of Wyoming, \$25,000. ⁷For widows, \$10,000.

Note—The Oklahoma rates are subject to increase when the inheritance exceeds a certain amount in the various classes.

INHERITANCE TAX IN INDIANA.

Under the inheritance tax law passed by the legislature of Indiana in 1913 rates are imposed on all sums not in excess of \$25,000, ranging from 1 per cent in the case of direct or lineal descendants to 5 per cent in the case of remote relatives, strangers or corporations. When the amount is more than \$25,000 and less than \$50,000 the rate varies from 1½ per cent to 7½ per cent; when more than \$50,000 and less than \$100,000, from 2 per cent to 10 per cent; when more than \$100,000 and less than \$500,000, from 2½ per cent to 12½ per cent; on all sums of \$500,000 or more the rate varies from 3 per cent to 15 per cent. An exemption of \$10,000 is allowed to a widow and \$2,000 to each

other direct or lineal descendant or ancestor. Exemptions in the case of relatives more remote or strangers range from \$100 to \$500.

INHERITANCE TAXES COLLECTED. Per

State.	1911.	1912.	capita.
Arizona*	\$1,212.13	\$.0059
Arkansas.....	\$18,284.30	23,664.40	.0150
California.....	1,596,993.33	1,115,713.78	.4690
Colorado.....	206,573.96	206,573.96	.2585
Connecticut.....	1,125,051.17	1,080,482.20	.9693
Delaware.....	11,023.23	8,381.66	.0414
Georgia†
Idaho.....	4,224.62	4,224.62	.0130
Illinois.....	1,984,116.06	1,984,116.06	.3519
Indiana†
Iowa.....	240,964.26	249,845.20	.1123
Kansas.....	121,566.54	265,404.06	.1670
Kentucky.....	106,291.35	101,577.28	.0443
Louisiana.....	95,099.59	195,058.97	.1177
Maine.....	147,243.95	276,052.02	.3719
Maryland.....	310,943.21	289,605.89	.2236
Massachusetts.....	2,213,835.21	2,210,960.20	.6563
Michigan.....	504,978.84	366,437.57	.1304
Minnesota.....	487,681.96	678,512.99	.3269
Missouri.....	480,783.06	479,517.35	.1456
Montana.....	14,009.12	8,959.40	.0238
Nebraska†
Nevada†
New Hampshire.....	114,688.11	175,249.66	.4070
New Jersey.....	745,777.16	903,190.89	.3560
New York.....	8,157,343.66	12,153,188.84	1.3335
North Carolina.....	9,822.32	5,264.65	.0024
North Dakota.....	9,303.85	12,486.98	.0216
Ohio.....	30,743.39	80,851.59	.0170
Oklahoma.....	6,079.53	12,528.31	.0076
Oregon.....	67,508.23	67,508.23	.1003
Pennsylvania.....	1,587,665.83	2,064,598.65	.2694
South Dakota.....	2,242.53	16,152.97	.0277
Tennessee.....	134,525.80	164,961.79	.0755
Texas.....	27,007.54	47,579.03	.0122
Utah.....	242,800.31	1,047,569.96	2.8059
Vermont.....	71,982.95	92,716.71	.2605
Virginia.....	32,331.47	43,763.13	.0212
Washington.....	120,920.83	186,230.98	.1631
West Virginia.....	107,510.69	168,233.37	.1378
Wisconsin.....	848,033.78	783,528.90	.3357
Wyoming.....	316.45	.0022
Total.....	21,886,971.74	27,572,250.83	

*Law enacted in 1912. †Law enacted in 1913. ‡The inheritance tax law of Nebraska is not a source of state revenue. The revenue inures to the various counties and is used exclusively to improve the public highways in the county where decedent had resided or where the property was located.

There are only seven states now without inheritance tax laws, namely, Alabama, Florida, Kansas, Mississippi, New Mexico, Rhode Island and South Carolina. The latest states to adopt this progressive method of collecting revenue were Arizona in 1912 and Nevada, Georgia and Indiana in 1913.

In their message to the legislatures in 1913 the governors of Alabama, Florida and New Mexico advised the enactment of the inheritance tax in these states.

Pursuant to the recommendation of Gov. Hodges the inheritance law was repealed in Kansas in April, 1913.

MERCHANT MARINE OF THE UNITED STATES.

[From the reports of the bureau of navigation.]

YEAR.	IN FOREIGN TRADE.		IN COASTWISE TRADE.		WHALE FISHERIES.		COD AND MACKEREL FISHERIES.	Total.	Annual inc. (+) or dec. (-)
	Steam.	Total.	Steam.	Total.	Steam.	Total.			
	Tons.	Tons.	Tons.	Tons.	Tons.	Tons.	Tons.	Tons.	Percent.
1860.....	97,296	2,379,396	770,641	2,644,867	166,841	162,764	5,353,868	+ 4.06
1870.....	192,544	1,448,846	882,551	2,638,247	67,954	91,460	4,246,507	+ 2.41
1880.....	146,604	1,314,402	1,064,954	2,637,686	38,408	77,538	4,068,034	- 2.41
1890.....	192,705	928,062	1,661,458	3,409,435	4,925	18,635	68,367	4,424,497	+ 2.73
1900.....	337,356	816,795	2,289,825	4,286,516	3,986	9,899	51,629	5,164,839	+ 6.18
1904.....	549,938	888,628	3,041,262	5,335,164	4,218	10,140	57,603	6,291,535	+ 3.25
1905.....	536,594	913,750	3,140,314	5,441,688	4,526	10,763	60,342	6,456,543	+ 2.62
1906.....	586,749	928,466	3,384,002	5,674,044	4,536	11,020	61,439	6,674,969	+ 3.38
1907.....	598,155	861,466	3,664,210	6,010,601	3,970	9,680	57,047	6,968,794	+ 3.96
1908.....	589,147	930,418	4,029,045	6,371,862	3,590	9,655	53,515	7,395,445	+ 6.15
1909.....	575,226	873,523	4,157,557	6,451,042	3,304	8,332	50,208	7,388,755	+ 0.32
1910.....	533,468	782,517	4,330,896	6,488,948	3,509	9,308	47,291	7,508,082	+ 1.61
1911.....	582,186	863,456	4,505,567	6,620,313	3,544	9,176	45,806	7,628,790	+ 1.74
1912.....	616,053	923,225	4,543,276	6,737,046	3,653	8,876	45,036	7,714,183	+ 0.99

VESSELS BUILT IN THE UNITED STATES.

[From the reports of the bureau of navigation.]

YEAR.	New England coast.		On entire seaboard.		Mississippi and tributaries.		On great lakes.		Total.	Sail.		Steam.		
	No.	Tons.	No.	Tons.	No.	Tons.	No.	Tons.		No.	Tons.	No.	Tons.	
1890.....	208	73,577	756	169,091	104	16,506	191	108,526	1,051	294,123	505	102,873	410	159,045
1900.....	199	72,179	1,107	249,006	215	14,173	125	130,611	1,447	393,790	504	116,460	422	202,628
1904.....	170	51,417	878	208,288	187	10,821	119	159,433	1,184	378,542	330	64,908	613	255,744
1905.....	192	119,377	823	230,716	178	6,477	101	93,123	1,102	330,316	310	79,418	560	197,762
1906.....	146	132,311	850	146,883	167	6,591	204	265,271	1,221	418,745	229	35,209	650	315,707
1907.....	106	44,428	815	219,753	165	7,288	177	244,291	1,157	471,332	147	24,907	674	365,405
1908.....	151	70,903	1,034	266,387	207	6,114	216	341,165	1,437	614,216	134	31,981	923	481,624
1909.....	130	27,237	866	131,748	207	5,940	174	100,402	2,247	238,090	141	28,950	821	148,208
1910.....	111	23,442	887	167,829	193	5,488	281	168,751	1,361	342,068	127	19,358	936	257,963
1911.....	94	23,653	1,004	190,612	202	6,398	216	94,157	1,422	291,162	82	10,062	969	227,231
1912.....	95	23,052	1,076	136,485	205	5,286	224	90,898	1,505	282,669	96	21,221	1,051	153,493

DISASTERS TO SHIPPING.

On and near the coasts and on the rivers of the United States and American vessels at sea and on the coasts of foreign countries.

YEAR.	Wrecks*	Lives lost.	Loss on vessels.	Loss on cargoes.	YEAR.	Wrecks*	Lives lost.	Loss on vessels.	Loss on cargoes.
1891.....	1,475	448	6,034,695	2,593,010	1903.....	1,172	351	6,820,790	1,601,520
1892.....	1,556	646	7,386,675	2,577,870	1904.....	1,182	1,454	7,011,775	1,722,210
1893.....	1,481	401	7,768,995	2,008,855	1905.....	1,209	269	8,187,500	2,263,795
1894.....	1,653	803	8,576,885	2,158,665	1906.....	1,326	499	10,089,610	2,245,905
1895.....	1,436	704	7,530,540	1,944,810	1907.....	1,670	624	13,709,915	3,062,110
1896.....	1,532	309	6,485,585	2,018,140	1908.....	1,341	374	9,555,825	2,152,155
1897.....	1,206	299	6,442,175	1,731,765	1909.....	1,317	403	9,491,635	3,350,825
1898.....	1,191	743	10,723,250	1,740,515	1910.....	1,493	403	11,058,840	2,565,580
1899.....	1,574	742	8,492,835	2,431,945	1911.....	1,227	262	9,565,935	1,694,630
1900.....	1,234	252	7,186,940	3,550,500	1912.....	1,447	195	8,213,375	1,941,010

*Total or partial.

WORLD'S SHIPS, RAILWAYS, TELEGRAPHS AND CABLES.

[Report of the bureau of statistics, Washington, D. C.]

Development by decades of carrying power, commerce and means of communication from 1800 to 1911.

YEAR.	Popu-lation.	COMMERCE.			VESSEL TONNAGE.			Rail-ways.	Tele-grams.	Cables
		Total.	Per capita.		Sail.	Steam.	Total.			
		Millions.	Millions of dollars.	Dollars.	Thousand tons.	Thousand tons.	Thousand tons.			
1800.....	640	1,479	2.31	4,026	4,026
1820.....	780	1,659	2.13	5,814	20	5,834
1830.....	847	1,981	2.34	7,100	111	7,211	0.2
1840.....	950	2,789	2.93	9,012	368	9,380	5.4
1850.....	1,075	4,049	3.76	11,470	864	12,334	24.0	1.40
1860.....	1,205	7,246	6.01	14,890	1,710	16,600	67.4	1.6
1870.....	1,310	10,663	8.14	12,900	3,040	15,940	139.9	15
1880.....	1,439	11,761	10.26	14,400	5,880	20,280	224.8	49
1890.....	1,488	17,519	11.80	12,640	8,266	20,906	304.0	132
1900.....	1,500	20,105	13.35	8,119	13,656	21,775	500.0	1,180
1910.....	1,616	33,634	20.81	4,396	23,332	28,298	637.0	201
1911.....	1,630	33,389	21.71	4,083	24,978	29,061	666.0	318

AGRICULTURAL STATISTICS.
WHEAT CROP OF COUNTRIES NAMED (1906-1912).

COUNTRY.	1906.	1907.	1908.	1909.	1910.	1911.	1912.
	Bushels.	Bushels.	Bushels.	Bushels.	Bushels.	Bushels.	Bushels.
United States.....	735,261,000	634,087,000	664,602,000	683,350,000	635,121,000	621,338,000	730,267,000
Canada:							
New Brunswick.....	407,000	411,000	349,000	395,000	371,000	270,000	225,000
Ontario.....	22,109,000	18,019,000	18,057,000	16,292,000	17,805,000	19,252,000	13,638,000
Manitoba.....	61,250,000	39,688,000	50,269,000	52,706,000	41,159,000	60,275,000	58,390,000
Saskatchewan.....	37,040,000	27,092,000	34,742,000	55,197,000	81,139,000	97,655,000	93,849,000
Alberta.....	3,966,000	4,194,000	6,842,000	9,579,000	6,593,000	36,143,000	30,574,000
Other.....	3,000,000	2,687,000	2,175,000	2,005,000	2,293,000	2,245,000	2,051,000
Total Canada.....	127,772,000	92,691,000	112,434,000	166,744,000	149,990,000	215,351,000	199,236,000
Mexico.....	8,000,000	9,000,000	8,000,000	10,000,000	11,976,000	12,000,000	12,000,000
Total North America.....	871,033,000	735,778,000	785,836,000	860,094,000	797,087,000	849,189,000	941,503,000
Argentina.....	134,931,000	155,993,000	192,489,000	156,162,000	131,010,000	145,981,000	166,190,000
Chile.....	12,157,000	15,776,000	18,915,000	17,743,000	19,743,000	18,000,000	20,000,000
Uruguay.....	4,606,000	6,867,000	7,430,000	8,595,000	7,750,000	6,003,000	8,757,000
Total South America.....	151,694,000	178,636,000	218,834,000	182,500,000	158,503,000	169,990,000	194,947,000
Austria-Hungary:							
Austria.....	58,255,000	52,369,000	62,129,000	58,468,000	57,589,000	58,880,000	69,712,000
Hungary proper.....	197,409,000	120,509,000	152,205,000	113,352,000	169,700,000	175,090,000	73,328,000
Croatia-Slavonia.....	10,351,000	10,170,000	13,220,000	11,602,000	11,434,000	15,210,000	11,314,000
Bosnia-Herzegovina.....	2,495,000	2,169,000	3,023,000	2,594,000	2,671,000	2,941,000	2,965,000
Total Austria-Hungary.....	268,708,000	185,217,000	230,577,000	186,076,000	241,394,000	252,061,000	257,347,000
Belgium.....	12,964,000	15,835,000	13,963,000	14,603,000	12,449,000	14,616,000	15,000,000
Bulgaria.....	39,105,000	23,545,000	36,496,000	32,071,000	42,277,000	48,000,000	45,000,000
Denmark.....	4,161,000	4,345,000	4,315,000	3,329,000	4,547,000	4,403,000	3,600,000
Finland.....	150,000	135,000	135,000	134,000	125,000	125,000	130,000
France.....	324,919,000	376,999,000	317,705,000	356,193,000	257,667,000	315,444,000	354,871,000
Germany.....	144,754,000	127,843,000	138,442,000	138,000,000	141,884,000	149,411,000	160,224,000
Greece.....	8,000,000	8,000,000	8,000,000	7,000,000	7,000,000	8,000,000	7,000,000
Italy.....	176,464,000	177,548,000	152,236,000	189,959,000	153,168,000	192,395,000	165,720,000
Montenegro.....	200,000	200,000	200,000	200,000	200,000	200,000	200,000
Netherlands.....	4,942,000	5,325,000	5,121,000	4,158,000	4,371,000	5,648,000	4,500,000
Norway.....	303,000	290,000	393,000	313,000	294,000	271,000	392,000
Portugal.....	9,000,000	6,000,000	5,000,000	8,000,000	9,000,000	11,850,000	7,500,000
Roumania.....	113,367,000	42,257,000	54,813,000	56,751,000	110,761,000	90,886,000	88,924,000
Russia:							
Russia proper.....	344,765,000	340,416,000	388,016,000	586,819,000	552,067,000	346,372,000
Poland.....	21,152,000	18,173,000	21,182,000	21,194,000	22,757,000	24,129,000
Northern Caucasus.....	85,046,000	79,184,000	84,964,000	103,465,000	124,589,000	76,537,000
Total Russia (European).....	450,963,000	437,773,000	489,162,000	711,478,000	699,413,000	447,038,000	623,728,000
Servia.....	13,211,000	11,895,000	11,495,000	13,392,000	12,000,000	13,000,000	14,000,000
Spain.....	140,856,000	100,331,000	119,970,000	144,105,000	137,448,000	148,495,000	109,783,000
Sweden.....	6,650,000	5,365,000	6,756,000	6,978,000	7,450,000	7,915,000	7,882,000
Switzerland.....	4,000,000	4,000,000	3,527,000	3,568,000	2,756,000	3,524,000	3,000,000
Turkey (European).....	25,000,000	18,000,000	25,000,000	20,000,000	19,462,000	20,000,000	18,000,000
United Kingdom: Great Britain—							
England.....	57,583,000	53,855,000	51,371,000	60,121,000	53,464,000	60,729,000	54,249,000
Scotland.....	2,063,000	1,963,000	1,854,000	2,111,000	2,020,000	2,796,000	2,124,000
Wales.....	1,308,000	1,138,000	966,000	1,147,000	1,122,000	1,118,000	2,472,000
Ireland.....	1,527,000	1,567,000	1,428,000	1,809,000	1,716,000	1,656,000	1,564,000
Total united kingdom.....	62,481,000	58,513,000	55,629,000	65,188,000	58,322,000	66,289,000	59,409,000
Total Europe.....	1,810,550,000	1,606,603,000	1,678,938,000	1,962,566,000	1,927,106,000	1,804,705,000	1,926,100,000
British India.....	319,952,000	317,023,000	227,983,000	284,361,000	358,049,000	369,630,000	366,370,000
Cyprus.....	2,410,000	2,636,000	2,601,000	1,912,000	2,233,000	1,963,000	2,000,000
Japanese empire:							
Japan.....	20,282,000	22,795,000	22,587,000	22,966,000	24,487,000	25,645,000	26,514,000
Formosa.....	178,000	200,000	200,000	200,000	200,000	200,000	200,000
Total Japanese empire.....	20,460,000	22,995,000	22,787,000	23,166,000	24,687,000	25,845,000	26,714,000
Persia.....	16,000,000	16,000,000	16,000,000	16,000,000	16,000,000	16,000,000	16,000,000
Russia:							
Central Asia.....	11,486,000	27,085,000	21,416,000	26,429,000	24,000,000	20,579,000
Siberia.....	45,833,000	46,771,000	55,755,000	45,269,000	52,140,000	50,116,000
Transcaucasia.....	108,000	63,000	66,000	94,000	133,000	102,000
Total Russia (Asiatic).....	57,427,000	72,919,000	77,237,000	71,792,000	76,282,000	70,797,000	103,283,000
Turkey (Asiatic).....	35,000,000	35,000,000	35,000,000	35,000,000	35,000,000	35,000,000	35,000,000
Total Asia.....	451,249,000	466,573,000	381,608,000	432,231,000	513,792,000	524,881,000	549,367,000
Algeria.....	34,323,000	31,261,000	30,000,000	34,769,000	35,722,000	35,874,000	27,507,000
Cape of Good Hope.....	2,000,000	2,000,000	1,916,000
Egypt.....	25,000,000	25,000,000	25,000,000	30,000,000	32,623,000	38,046,000	32,000,000
Natal.....	8,000	3,000	3,000
Anglo-Egyptian Sudan.....	542,000	500,000	500,000
Tunis.....	4,906,000	6,314,000	2,838,000	6,430,000	5,512,000	6,635,000	4,225,000
Union of South Africa.....	2,500,000	2,500,000	2,500,000	2,500,000
Total Africa.....	66,779,000	65,078,000	60,257,000	73,699,000	76,357,000	85,055,000	66,232,000

WHEAT CROP OF COUNTRIES NAMED (1906-1912)—CONTINUED.

COUNTRY.	1906.	1907.	1908.	1909.	1910.	1911.	1912.
	Bushels.	Bushels.	Bushels.	Bushels.	Bushels.	Bushels.	Bushels.
Australia:							
Queensland.....	1,173,000	1,144,000	715,000	1,241,000	1,621,000	1,055,000	294,000
New South Wales.....	21,391,000	22,536,000	9,444,000	15,971,000	29,431,000	28,735,000	25,879,000
Victoria.....	24,156,000	23,331,000	12,482,000	24,081,000	29,687,000	35,910,000	21,550,000
South Australia.....	20,778,000	18,017,000	19,739,000	20,009,000	25,926,000	25,112,000	20,994,000
Western Australia.....	2,381,000	2,845,000	3,018,000	2,538,000	5,779,000	6,083,000	4,486,000
Tasmania.....	801,000	672,000	665,000	728,000	819,000	1,156,000	681,000
Total commonwealth.....	70,680,000	68,515,000	46,063,000	64,563,000	93,265,000	98,109,000	73,894,000
New Zealand.....	7,013,000	5,732,000	5,743,000	9,049,000	9,008,000	8,535,000	7,490,000
Total Australasia.....	77,693,000	74,247,000	51,806,000	73,612,000	102,271,000	106,644,000	81,384,000
Grand total.....	3,428,998,000	3,126,965,000	3,176,479,000	3,561,519,000	3,575,055,000	3,540,717,000	3,759,523,000

CORN CROP OF COUNTRIES NAMED (1906-1912).

COUNTRY.	1906.	1907.	1908.	1909.	1910.	1911.	1912.
	Bushels.	Bushels.	Bushels.	Bushels.	Bushels.	Bushels.	Bushels.
United States.....	2,927,416,000	2,592,320,000	2,668,651,000	2,552,190,000	2,886,200,000	2,531,488,000	3,124,716,000
Canada.....	24,745,000	23,276,000	22,808,000	19,258,000	18,913,000	18,773,000	16,570,000
Mexico.....	70,000,000	70,000,000	150,000,000	170,000,000	190,796,000	190,000,000
Total North America.....	3,022,161,000	2,685,596,000	2,841,519,000	2,741,448,000	3,085,799,000	2,740,261,000
Argentina.....	194,912,000	71,768,000	136,055,000	177,155,000	175,187,000	27,675,000	285,849,000
Chile.....	840,000	1,500,000	1,211,000	1,178,000	1,878,000	1,221,000
Uruguay.....	3,226,000	5,359,000	6,000,000	6,671,000	6,509,000	3,643,000
Total South America.....	198,988,000	78,627,000	143,273,000	185,004,000	183,565,000	32,539,000
Austria-Hungary:							
Austria.....	18,177,000	16,599,000	15,170,000	16,102,000	17,388,000	11,856,000	15,053,000
Hungary proper.....	162,973,000	155,619,000	146,124,000	161,858,000	187,733,000	137,421,000	181,826,000
Croatia-Slavonia.....	25,589,000	17,934,000	20,536,000	21,752,000	25,539,000	24,005,000	14,106,000
Bosnia-Herzegovina.....	8,936,000	6,468,000	8,821,000	10,972,000	10,051,000	8,416,000	8,555,000
Total Austria-Hungary.....	215,675,000	196,620,000	190,651,000	210,684,000	240,761,000	151,698,000	229,600,000
Bulgaria.....	27,780,000	14,080,000	20,717,000	20,472,000	28,360,000	30,509,000
France.....	14,581,000	24,027,000	26,247,000	26,075,000	23,339,000	16,860,000
Italy.....	93,008,000	88,513,000	95,963,000	93,289,000	101,722,000	98,680,000	98,668,000
Portugal.....	11,023,000	15,000,000	15,000,000	15,000,000	15,000,000	15,000,000
Roumania.....	130,546,000	57,576,000	78,892,000	70,138,000	103,665,000	110,712,000	104,612,000
Russia:							
Russia proper.....	59,320,000	41,903,000	49,663,000	29,223,000	63,089,000	67,842,000
Poland.....	1,000
Northern Caucasia.....	11,181,000	8,860,000	11,449,000	10,375,000	14,093,000	14,087,000
Total Russia (European).....	70,501,000	50,764,000	61,112,000	39,598,000	77,182,000	81,919,000	79,964,000
Servia.....	27,786,000	17,691,000	21,010,000	34,453,000	33,204,000	26,531,000
Spain.....	18,714,000	25,372,000	20,115,000	26,433,000	27,866,000	28,730,000	25,069,000
Total Europe.....	609,614,000	489,643,000	529,697,000	544,689,000	650,094,000	585,630,000
Algeria.....	544,000	402,000	426,000	807,000	556,000	554,000	374,000
Cape of Good Hope.....	3,200,000	3,550,000
Egypt.....	30,000,000	35,000,000	65,000,000	65,000,000	70,294,000	67,908,000	69,913,000
Natal.....	3,845,000	2,984,000
Anglo-Egyptian Sudan.....	300,000	300,000
Union of South Africa.....	20,000,000	20,000,000	20,000,000	20,000,000
Total Africa.....	37,889,000	42,236,000	85,426,000	85,807,000	90,850,000	88,457,000
Australian commonwealth.....	8,608,000	10,439,000	8,388,000	8,908,000	11,113,000	13,455,000	9,186,000
New Zealand.....	653,000	419,000	519,000	736,000	750,000	478,000	287,000
Total Australasia.....	9,261,000	10,912,000	8,907,000	9,644,000	11,863,000	13,933,000	9,473,000
Grand total.....	3,877,913,000	3,307,014,000	3,608,822,000	3,557,150,000	4,026,967,000	3,460,820,000

OTHER CROPS BY COUNTRIES.

OATS (1912).		Country.		Bushels.		Country.		Bushels.	
Country.	Bushels.	Roumania	20,775,000	Austria-Hung.	149,120,000	Japanese emp.	90,609,000		
United States.....	1,418,337,000	Russia (Eu.)...	972,111,000	Belgium.....	4,000,000	Russia (Asia)	104,872,000		
Canada.....	361,733,000	Servia.....	4,750,000	Bulgaria.....	15,000,000	Africa.....	40,710,000		
Mexico.....	17,000	Spain.....	23,035,000	Denmark.....	22,900,000	Australasia.....	3,080,000		
Argentina.....	69,169,000	Sweden.....	75,900,000	Finland.....	6,754,000				
Chile.....	2,000,000	Untd. kingdom	180,215,000	France.....	50,646,000	Total.....	1,457,807,000		
Uruguay.....	1,825,000	Cyprus.....	500,000	Germany.....	159,924,000				
Austria-Hung.	231,217,000	Russia (Asia)	95,473,000	Italy.....	8,403,000				
Belgium.....	38,000,000	Africa.....	17,854,000	Netherlands...	4,000,000	United States	35,664,000		
Bulgaria.....	11,500,000	Australasia..	20,301,000	Norway.....	3,086,000	Canada.....	2,584,000		
Denmark.....	42,400,000			Roumania.....	21,295,000	Mexico.....	70,000		
Finland.....	26,618,000	Total.....	4,485,231,000	Russia (Eu.)...	451,861,000	Austria-Hung.	176,743,000		
France.....	328,601,000			Servia.....	4,000,000	Belgium.....	22,500,000		
Germany.....	586,987,000			Spain.....	59,994,000	Bulgaria.....	10,000,000		
Italy.....	28,306,000			Sweden.....	13,660,000	Denmark.....	18,500,000		
Netherlands..	16,000,000			Untd. kingdom	60,164,000	Finland.....	12,344,000		
Norway.....	11,607,000			Cyprus.....	2,000,000	France.....	50,936,000		

BARLEY (1912).

United States	223,824,000
Canada.....	44,014,000
Mexico.....	6,500,000

Country.	Bushels.
Germany	456,600,000
Italy	5,285,000
Netherlands	16,000,000
Norway	1,042,000
Roumania	3,583,000
Russia (Eu.)	1,011,029,000
Servia	1,500,000
Spain	18,867,000
Sweden	23,323,000
Untd.kingdom	1,500,000
Russia (Asia)	32,953,000
Australasia	143,000
Total	1,901,181,000

POTATOES (1911).	
United States	292,737,000
Canada	66,023,000
Mexico	924,000
Newfoundland	1,533,000
Argentina	18,923,000
Chile	7,440,000
Austria-Hung.	620,263,000
Belgium	104,718,000
Bulgaria	430,000
Denmark	29,523,000
Finland	22,691,000
France	423,573,000
Germany	1,263,024,000
Greece	331,000
Italy	62,140,000
Luxemburg	4,461,000
Malta	834,000
Netherlands	103,468,000
Norway	22,017,000
Roumania	5,669,000
Russia (Eu.)	1,143,124,000
Servia	2,154,000
Spain	93,089,000
Sweden	52,669,000
Switzerland	46,712,000
Untd.kingdom	230,753,000
Japan	24,719,000
Russia (Asia)	32,931,000
Africa	3,960,000
Anustralasia	17,878,000
Total	4,478,711,000

TOBACCO (1911).	
United States	905,109,000
Porto Rico	10,000,000
Canada	16,513,000
Cuba	66,930,000
Guatemala	1,300,000
Jamaica	495,000
Mexico	34,711,000
Santo Domingo	42,000,000
Argentina	15,178,000
Brazil	3,000,000
Bolivia	40,761,000
Chile	165,000
Peru	13,000,000
Pangway	1,500,000
Peru	183,372,000
Austria-Hung.	22,046,000
Belgium	23,473,000
Denmark	258,000
France	40,433,000
Germany	64,385,000
Greece	16,534,000
Italy	24,783,000
Netherlands	1,700,000
Roumania	20,509,000
Russia (Eu.)	160,130,000
Servia	3,698,000
Sweden	1,712,000
Switzerland	1,232,000
Turkey (Eu.)	49,177,000
British India	450,000,000

Country.	Pounds.
Brit. N. Borneo	2,663,000
China	18,016,000
Java	116,000,000
Sumatra	51,395,000
Formosa	1,726,000
Japan	93,757,000
Philippines	56,257,000
Russia (Asia)	34,872,000
Africa	36,023,000
Oceania	1,992,000
Total	2,626,985,000

FLAXSEED (1911).	
United States	19,370,000
Canada	7,867,000
Mexico	150,000
Argentina	23,424,000
Uruguay	660,000
Austria-Hungary	901,000
Belgium	300,000
Bulgaria	10,000
France	496,000
Italy	341,000
Netherlands	374,000
Roumania	603,000
Russia (Eu.)	20,544,000
Sweden	17,000
British India	22,544,000
Russia (Asia)	1,105,000
Algeria	16,000
Total	98,622,000

RICE (1911).	
Untd. States	637,056,000
Hawaii	25,820,000
Guatemala	1,300,000
Honduras	8,100,000
Mexico	124,900,000
Argentina	19,000,000
Brazil	184,704,000
Brit. Guiana	91,000,000
Dut. Guiana	4,376,000
Peru	114,313,000
Bulgaria	6,666,000
France	1,437,000
Greece	2,900,000
Italy	652,153,000
Spain	287,303,000
Turkey (Eu.)	1,387,000
Brit. India	81,298,000,000
Ceylon	320,000,000
China	47,204,000,000
Chosen (Kor.)	3,200,000,000
Formosa	1,329,000,000
Fr. Ind. China	5,000,000,000
Japan	16,240,000,000
Java-Madura	7,566,000,000
Philippines	1,201,000,000
Russia (Asia)	363,000,000
Siam	6,824,000,000
Straits Set's	77,000,000
Turk'y (Asia)	137,230,000
Africa	1,478,338,000
Fiji	5,000,000
Total	174,404,983,000

HOPS (1912).	
United States	50,000,000
Austria-Hung'y	47,632,000
Belgium	7,000,000
France	6,820,000
Germany	45,334,000
Netherlands	158,000
Russia	8,800,000
England	41,825,000
Australasia	2,589,000
Total	210,158,000

BEANS (1911).*	
Un. States (1909)	11,145,000
Canada	1,156,000
Chile	1,360,000
Austria	8,932,000
Denmark	525,000
France	8,187,000
Italy	18,990,000
Luxemburg	51,000
Netherlands	1,664,000
Roumania	4,602,000
Russia (Eu.)	2,588,000
Servia	1,453,000
Spain	14,372,000
Sweden	171,000
United Kingdom	7,984,000
Algeria	1,101,000
Australasia	1,032,000

PEAS (1911).*	
Un. States (1909)	7,110,000
Canada	4,502,000
Chile	44,000
France	1,137,000
Luxemburg	31,000
Netherlands	1,838,000
Roumania	598,000
Russia (Eu.)	33,043,000
Servia	19,050
Spain	4,684,000
Sweden	1,277,000
United Kingdom	3,824,000
Algeria	294,000
New Zealand	523,000

SUGAR (1911-12).	
Un. States	304,000
Hawaii	531,000
Porto Rico	331,300
Mexico	152,600
Central America	20,700
British W. Indies	303,800
Cuba	1,866,000
Danish W. Indies	11,699
French W. Indies	177,900
South America	681,500
Spain	21,000
British India	2,390,400
Malay states	12,000
Formosa	202,500
Japan	64,700
Java	1,413,000
Philippines	183,000
Africa	380,400
Oceania	262,900
Total cane	9,138,300

BEET.	
United States	535,000
Canada	9,900
Austria-Hungary	1,124,900
Belgium	231,000
Bulgaria	51,000
Denmark	6,900
France	448,000
Germany	1,474,100
Greece	1,000
Italy	165,000
Netherlands	270,000
Roumania	27,000
Russia	1,808,800
Servia	7,300
Spain	85,000
Sweden	121,000
Switzerland	3,600
Total beet	6,369,500
Total sugar	15,507,800

*Long tons.

COTTON (1911).	
United States	15,693,113
Mexico	200,455
West Indies	14,842
Brazil	270,000
Peru	76,869
Greece	32,285
British India	3,284,519
China	1,200,000
Persia	123,277
Russia (Asia)	690,553
Turkey (Asia)	131,000
British Africa	32,616
Egypt	1,514,730
Sudan	13,222
Total	23,421,055

*Bales of 500 pounds gross or 475 pounds net. Includes crops of countries not specified in table.

COFFEE (1911).	
Porto Rico	40,146,000
Hawaii	2,632,000
Guatemala	90,000,000
Costa Rica	27,948,000
Nicaragua	26,939,000
Salvador	62,764,000
Honduras	7,000,000
Mexico	5,000,000
Haiti	53,100,000
Santo Domingo	4,550,000
Trinidad	2,000
Jamaica	6,726,000
Guadeloupe	2,115,000
Leeward Isls.	9,000
Brazil	1,489,137,000
Venezuela	97,659,000
Colombia	85,000,000
Bolivia	1,500,000
Ecuador	8,000,000
Peru	975,000
Dutch Guiana	357,000
British Guiana	136,000
Dutch E. Indies	48,190,000
Malay states	1,443,000
British India	27,002,000
Ceylon	35,000
North Borneo	1,000
Sarawak	14,000
Arabia	15,374,000
Africa	21,893,000
New Caledonia	1,431,000
Queensland	81,000
Total	2,189,944,000

RAW SILK (1911).	
Italy	886,000
France	7,694,000
Spain	194,000
Austria-Hungary	772,000
Anatolia	1,290,000
Syria-Cyprus	1,157,000
Turkey (other)	353,000
Saloniki	827,000
Balkan states	375,000
Greece	137,000
Caucasus	1,058,000
Persia	1,329,000
China	13,909,000
Japan	20,657,000
British India	529,000
Total	54,167,000

CROPS OF 1912 BY STATES.

CORN.									
State.	Acres.	Yield, bu.	Bushels.	Value.	State.	Acres.	Yield, bu.	Bushels.	Value.
Alabama	3,150,000	17.2	54,180,000	\$53,862,000	Arkansas	2,475,000	20.4	50,490,000	33,828,000
Arizona	16,000	33.0	523,000	528,000	California	52,000	37.0	1,924,000	1,635,000

State.	Acres.	Yield.	Tons.	Value.
New Mexico...	187,000	2.33	436,000	3,706,000
New York....	4,720,000	1.25	5,900,000	87,910,000
N. Carolina...	2,933,000	1.30	3,811,000	6,363,000
North Dakota	364,000	1.40	510,000	2,805,000
Ohio	2,960,000	1.36	4,026,000	52,328,000
Okla.homa ...	385,000	1.25	481,000	3,559,000
Oregon	790,000	2.20	1,738,000	14,425,000
Pennsylvania.	3,173,000	1.43	4,537,000	70,777,000
Rhode Island.	58,000	1.13	66,000	1,465,000
S. Carolina...	194,000	1.15	223,000	4,014,000
South Dakota	460,000	1.46	672,000	4,099,000
Tennessee ...	888,000	1.30	1,154,000	18,233,000
Texas	387,000	1.40	542,000	5,637,000
Utah	368,000	2.78	1,023,000	8,184,000
Vermont	1,010,000	1.50	1,515,000	21,210,000
Virginia	741,000	1.20	889,000	13,513,000
Washington...	776,000	2.20	1,707,000	17,241,000
West Virginia	745,000	1.38	1,028,000	15,420,000
Wisconsin ...	2,250,000	1.60	3,600,000	43,560,000
Wyoming	452,000	1.90	859,000	7,387,000
Un. States..	49,530,000	1.47	72,691,000	856,695,000

TOBACCO.

State.	Acres.	Yield.	Pounds.	Value.
Alabama	300	750	225,000	\$79,000
Arkansas	800	650	520,000	94,000
Connecticut...	17,500	1,700	29,750,000	7,170,000
Florida	3,100	840	2,604,000	781,000
Georgia	1,400	830	1,162,000	349,000
Illinois	900	760	684,000	62,000
Indiana	18,700	800	14,960,000	1,346,000
Kentucky	441,780	780	343,980,000	29,926,000
Louisiana ...	500	300	150,000	45,000
Maryland	26,000	600	17,160,000	1,373,000
Massachusetts	5,800	1,700	9,860,000	2,357,000
Missouri	6,000	1,000	6,000,000	720,000
N. Hampshire	100	1,700	170,000	31,000
New York	4,000	1,300	5,200,000	655,000
N. Carolina...	179,900	620	110,930,000	17,757,000
Ohio	86,200	920	79,304,000	7,217,000
Pennsylvania.	44,200	1,450	64,320,000	4,448,000
S. Carolina...	35,000	700	24,500,000	2,670,000
Tennessee ...	110,000	690	72,600,000	5,155,000
Texas	200	700	140,000	24,000
Vermont	100	1,700	170,000	31,000
Virginia	187,000	600	112,200,000	13,464,000
West Virginia	15,800	760	12,008,000	1,321,000
Wisconsin ...	42,200	1,290	54,438,000	5,988,000
Un. States..	1,225,800	755.5	962,855,000	104,063,000

RICE.

Alabama	300	30.0	9,000	\$8,000
Arkansas	90,800	37.5	3,405,000	3,201,000
California ...	1,400	50.0	70,000	64,000
Florida	600	25.0	15,000	14,000
Georgia	900	30.0	27,000	24,000
Louisiana ...	352,600	33.5	11,812,000	10,985,000
Mississippi ..	2,200	35.0	77,000	69,000
N. Carolina...	400	25.0	10,000	9,000
S. Carolina...	8,000	25.0	200,000	186,000
Texas	265,600	35.5	9,429,000	8,863,000
Un. States..	722,800	34.7	25,054,000	23,423,000

COTTON.			
State.	Bales.*	State.	
Alabama	1,381,436	South Carolina..	1,216,259
Arkansas	827,154	Tennessee	299,793
Florida	54,043	Texas	5,126,848
Georgia	1,851,455	Virginia	24,398
Louisiana ...	394,494	Other states....	15,927
Mississippi	1,049,299		
Missouri	58,220	Total	14,313,015
North Carolina..	892,582	*Equivalent 500 pound	
Okla.homa	1,076,107	bales.	

SHEEP AND WOOL (1912).

State.	Sheep, April 1.	Wool,		Wool, scoured, pounds,
		washed and unwashed, pounds,	scoured, pounds,	
Alabama	115,000	373,750	281,725	
Arizona	850,000	5,695,000	1,936,300	
Arkansas	100,000	400,000	240,000	
California	1,700,000	11,900,000	3,927,000	
Colorado	1,200,000	8,040,000	2,653,200	
Connecticut ..	15,000	85,500	49,590	
Delaware	5,000	26,500	14,840	
Florida	95,000	308,750	191,425	
Georgia	175,000	656,250	374,063	
Idaho	2,100,000	15,540,000	5,594,400	
Illinois	675,000	4,556,250	2,414,813	
Indiana	825,000	5,280,000	2,904,000	
Iowa	850,000	5,737,500	2,983,500	
Kansas	225,000	1,575,000	551,250	
Kentucky	775,000	3,565,000	2,245,950	
Louisiana	140,000	525,000	320,250	
Maine	150,000	937,500	543,750	
Maryland	128,000	729,600	408,576	
Massachusetts	23,000	143,750	83,375	
Michigan	1,500,000	10,125,000	5,265,000	
Minnesota	450,000	3,037,500	1,609,875	
Mississippi ..	150,000	562,500	243,125	
Missouri	1,100,000	7,425,000	4,083,750	
Montana	4,300,000	31,175,000	11,846,500	
Nebraska	275,000	1,760,000	668,800	
Nevada	825,000	5,775,000	1,905,750	
New Hampshire	33,000	214,500	111,540	
New Jersey ..	17,000	91,800	60,490	
New Mexico...	2,900,000	18,850,000	6,597,500	
New York	625,000	3,750,000	1,950,000	
North Carolina..	150,000	562,500	326,250	
North Dakota.	250,000	1,750,000	700,000	
Ohio	2,700,000	16,875,000	8,606,250	
Pennsylvania ..	650,000	4,095,000	2,170,350	
Rhode Island...	5,000	30,000	17,400	
South Carolina.	30,000	108,000	62,640	
South Dakota...	475,000	3,206,250	1,218,375	
Tennessee ...	475,000	1,900,000	1,140,000	
Texas	1,400,000	9,100,000	3,094,000	
Utah	1,750,000	11,550,000	4,042,500	
Vermont	90,000	607,500	303,750	
Virginia	450,000	2,025,000	1,296,000	
Washington	400,000	3,600,000	1,116,000	
West Virginia	575,000	3,162,500	1,644,500	
Wisconsin ...	650,000	4,290,000	2,316,000	
Wyoming	3,900,000	32,175,000	10,617,750	
United States.....	38,481,000	304,043,400	136,866,652	
In 1911.....	39,761,000	318,547,900	139,899,195	

PRINCIPAL FARM CROPS OF THE UNITED STATES BY YEARS.

[From tables prepared by the department of agriculture.]

YEAR.	CORN.			WHEAT.		
	Acres.	Bushels.	Value.	Acres.	Bushels.	Value.
1902.....	94,043,613	2,523,648,312	\$1,017,017,349	46,202,424	670,063,008	\$422,224,117
1903.....	88,091,993	2,244,176,925	952,868,801	49,494,967	637,821,835	443,024,826
1904.....	92,231,581	2,467,480,334	1,087,461,140	44,074,875	552,349,517	510,489,874
1905.....	94,011,369	2,707,993,540	1,116,696,738	47,884,079	692,979,489	618,327,727
1906.....	96,797,581	2,927,416,091	1,166,626,479	47,305,239	735,262,670	490,332,700
1907.....	99,891,000	2,892,320,000	1,336,901,000	45,211,000	634,087,000	564,437,000
1908.....	101,788,000	2,963,651,000	1,616,145,000	47,557,000	684,602,000	616,826,000
1909.....	98,388,000	2,552,190,000	1,442,261,000	44,261,000	683,350,000
1910.....	104,035,000	2,886,260,000	1,384,817,000	45,681,000	635,121,000	561,051,000
1911.....	105,825,000	2,531,488,000	1,565,258,000	49,543,000	621,338,000	543,063,000
1912.....	107,083,000	3,124,746,000	1,520,454,000	45,814,000	730,267,000	556,280,000

PRINCIPAL FARM CROPS OF THE UNITED STATES—CONTINUED.

YEAR.	OATS.			RYE.		
	Acres.	Bushels.	Value.	Acres.	Bushels.	Value.
1902.....	28,653,144	967,842,712	\$303,584,852	1,978,548	33,630,592	\$17,080,793
1903.....	27,638,126	784,694,193	267,661,065	1,906,894	29,363,416	15,969,871
1904.....	27,842,669	894,536,532	279,900,013	1,732,673	27,294,563	15,745,443
1905.....	28,046,746	833,216,197	277,047,537	1,632,508	27,616,043	15,754,657
1906.....	30,958,768	964,904,322	305,292,578	2,001,904	33,374,833	19,671,243
1907.....	31,837,000	754,443,000	334,568,000	1,926,000	31,566,000	23,068,000
1908.....	32,344,000	807,156,000	331,171,000	1,948,000	31,851,000	23,455,000
1909.....	35,157,000	1,007,129,000	2,196,000	29,520,000
1910.....	37,548,000	1,186,341,000	408,388,000	2,185,000	34,897,000	24,965,000
1911.....	37,763,000	922,298,000	414,663,000	2,127,000	33,119,000	27,557,000
1912.....	37,917,000	1,418,337,000	452,469,000	2,117,000	35,664,000	23,636,000

YEAR.	BARLEY.			BUCKWHEAT.		
	Acres.	Bushels.	Value.	Acres.	Tons.	Value.
1902.....	4,661,063	134,954,024	\$61,998,634	804,889	14,529,770	\$8,654,704
1903.....	4,993,137	131,861,391	60,166,313	804,393	14,243,644	8,650,733
1904.....	5,145,878	139,748,958	58,651,807	793,625	15,008,336	9,390,768
1905.....	5,065,528	136,651,020	55,947,166	760,118	14,585,082	8,565,499
1906.....	6,323,757	178,916,484	74,235,997	789,208	14,641,937	8,727,443
1907.....	6,443,000	153,597,000	102,290,000	800,000	14,290,000	9,975,000
1908.....	6,646,000	166,756,000	92,442,000	803,000	15,874,000	12,004,000
1909.....	7,698,000	173,321,000	878,000	14,849,000
1910.....	7,743,000	173,832,000	100,426,000	860,000	17,598,000	11,636,000
1911.....	7,677,000	160,240,000	139,182,000	833,000	17,544,000	12,745,000
1912.....	7,530,000	229,824,000	112,965,000	841,000	19,249,000	12,720,000

YEAR.	POTATOES.			HAY.		
	Acres.	Bushels.	Value.	Acres.	Tons.	Value.
1902.....	2,965,857	284,632,789	\$134,111,436	39,825,227	59,837,576	\$542,036,394
1903.....	2,916,855	247,127,880	151,638,094	39,363,759	61,305,940	556,376,890
1904.....	3,015,675	332,530,500	150,675,362	39,988,332	60,869,028	569,694,724
1905.....	2,346,757	298,744,137	160,321,080	39,361,960	60,531,611	519,959,734
1906.....	3,013,150	308,038,382	157,547,392	44,476,224	57,145,959	592,539,671
1907.....	3,124,000	297,942,000	183,880,000	42,028,000	63,677,000	743,570,000
1908.....	3,257,000	278,985,000	197,039,000	46,486,000	70,798,000	635,423,000
1909.....	3,689,000	889,195,000	45,744,000	64,938,000	689,345,000
1910.....	3,720,000	349,082,000	194,566,000	45,691,000	60,978,000	747,769,000
1911.....	3,619,000	292,377,000	233,778,000	43,017,000	47,444,000	694,570,000
1912.....	3,711,000	420,647,000	212,550,000	49,530,000	72,391,000	856,635,000

YEAR.	TOBACCO.			COTTON.		
	Acres.	Pounds.	Value.	Acres.	Bales.	Value.
1902.....	1,030,734	821,823,963	\$57,563,510	25,758,139	10,725,422	\$458,651,005
1903.....	1,037,735	815,972,425	55,514,627	27,114,103	10,050,953	599,694,724
1904.....	806,469	660,460,739	53,382,959	23,016,893	9,851,129	576,499,824
1905.....	776,112	633,033,719	48,674,118	30,053,739	13,438,012	561,100,846
1906.....	796,069	682,428,530	68,232,647	32,049,000	13,273,809	640,311,538
1907.....	820,800	698,126,000	71,411,000	31,311,000	11,107,179	619,690,436
1908.....	875,425	718,061,380	74,130,185	32,444,000	13,241,739	588,814,828
1909.....	1,285,000	1,053,765,000	30,938,000	10,094,349	688,550,040
1910.....	1,336,000	1,103,415,000	102,142,000	32,403,000	11,608,618	820,320,000
1911.....	1,013,000	905,109,000	85,210,000	36,045,000	16,250,276	859,840,000
1912.....	1,226,000	962,855,000	104,063,000	34,283,000	14,313,015	920,630,000

AVERAGE FARM VALUE OF CROPS.

DEC. 1.	Wheat.	Oats.	Corn.	Rye.	Barley	Buckwheat.	Potatoes.	Hay, per ton
	Cents.	Cents.	Cents.	Cents.	Cents.	Cents.	Cents.	Doll'rs
1902.....	63.0	30.7	40.3	50.8	45.9	59.6	47.1	9.06
1903.....	68.5	34.1	42.5	54.5	45.6	60.7	61.4	9.08
1904.....	92.4	31.3	44.1	68.8	42.0	62.2	45.3	8.72
1905.....	74.8	29.1	41.2	61.1	40.3	58.7	61.7	8.52
1906.....	66.7	31.7	39.9	58.9	41.5	59.6	51.1	10.37
1907.....	87.4	44.3	51.6	73.1	66.6	69.8	61.7	11.08
1908.....	92.4	47.2	60.6	73.6	55.4	75.6	70.6	8.98
1909.....	69.0	40.5	59.6	63.9	55.2	69.9	54.9	10.62
1910.....	88.3	34.1	48.0	72.2	57.8	65.7	55.7	12.36
1911.....	87.4	45.0	61.8	83.2	86.9	72.6	79.9	14.64
1912.....	76.0	31.9	48.7	61.3	50.4	66.1	50.5	11.79

SUGAR PRODUCTION IN THE UNITED STATES BY YEARS.

In long tons.

YEAR.	Beet sugar.	CANE SUGAR.					Total.
		Louisiana.	Other southern states.	Porto Rico.	Hawaii.	Philippines.	
1903-4.....	244,825	228,477	19,800	130,000	328,103	84,000	1,005,205
1904-5.....	216,173	355,000	15,000	145,000	390,576	106,875	1,198,624
1905-6.....	279,393	330,000	12,000	213,000	383,225	145,525	1,363,143
1906-7.....	431,796	230,000	13,000	255,000	390,000	150,500	1,470,296
1907-8.....	418,954	353,000	12,000	200,000	465,288	15,000	1,576,242
1908-9.....	380,254	350,000	15,000	215,000	465,000	150,000	1,575,254
1909-10.....	457,562	325,000	10,000	308,000	462,000	120,000	1,683,175
1910-11.....	455,511	300,000	11,000	291,000	506,096	147,016	1,711,523
1911-12.....	535,268	297,000	7,143	331,318	531,480	183,077	1,885,286
1912-13.....	618,354	8,036

BEEF SUGAR IN THE UNITED STATES.

STATE AND YEAR.	Factories in operation.	Area harvested.	Average yield of beets per acre.	Beets worked.	Sugar manufactured.	Estimated average extraction of sugar.		Average sugar in beets.	Average purity coefficient of beets.		Average length of campaign.
						Per cent.	Per cent.		Per cent.	Days	
1912.	No.	Acres.	Short tons.	Short tons.	Pounds.	Per cent.	Per cent.	Per cent.	Days		
California.....	11	111,416	9.01	1,004,328	158,904,000	15.82	18.79	83.99	90		
Colorado.....	17	144,989	11.32	1,641,861	216,010,000	13.16	16.19	84.81	91		
Michigan.....	16	124,241	6.75	888,784	95,049,000	11.33	14.72	84.75	74		
Utah and Idaho.....	10	56,952	10.81	615,749	84,352,000	13.70	16.65	86.83	87		
Wisconsin*.....	11	53,986	9.90	534,438	57,921,000	10.84	14.43	82.30	87		
Other states.....	8	63,706	9.25	589,217	80,340,000	13.04	16.61	84.13	88		
Totals and averages.....	73	555,300	9.41	5,224,877	692,556,000	13.26	16.39	84.49	86		
1911.....	66	478,877	10.68	5,062,333	599,500,000	11.84	15.89	83.99	94		
1910.....	61	398,029	10.17	4,027,292	1,020,344,000	12.61	16.35	84.35	83		
1909.....	65	420,252	9.71	4,081,382	1,024,038,000	12.56	16.1	84.11	83		
1908.....	62	364,913	9.36	3,414,891	831,768,000	12.47	15.74	83.5	74		
1907.....	63	370,894	10.16	3,767,871	927,256,430	12.80	15.8	83.6	89		
1906.....	63	376,074	11.26	4,236,112	967,224,000	11.42	14.9	82.2	105		
1905.....	52	307,364	8.67	2,665,913	25,811,228	11.74	15.3	83.0	77		
1904.....	49	197,784	10.47	2,071,539	484,226,430	11.69	15.3	83.1	78		
1903.....	49	242,576	8.56	2,076,494	481,209,087	11.59	15.1	83.0	75		
1902.....	41	216,400	8.76	1,896,812	436,811,685	11.52	14.6	83.3	94		
1901.....	36	175,083	9.63	1,685,689	369,211,733	10.95	14.8	82.2	88		

*Includes Ohio, Indiana and Illinois.

SUGAR BEET PRODUCTION IN EUROPE.

[From report of the International Institute of Agriculture.]

Country.	1912. Acres.	1911. Acres.	1912. Tons		1911. Tons		Country.	1912. Acres.	1911. Acres.	1912. Tons		1911. Tons		
			(2,000 lbs).	(2,000 lbs).	(2,000 lbs).	(2,000 lbs).				(2,000 lbs).	(2,000 lbs).			
Prussia.....	1,053,454	865,559	14,289,352	6,609,550	Croatia and Slavonia.....	7,413	7,413	99,207	66,133	Italy.....	130,963	131,260	1,818,795	1,587,753
Belgium.....	163,086	150,237	2,094,370	1,626,995	Roumania.....	35,491	33,613	352,736	289,942	Russia.....	1,860,196	1,923,758	14,523,444	14,343,961
Bulgaria.....	7,413	7,331	49,604	68,343	Sweden.....			1,091,480	905,124					
Denmark.....	74,871	61,528	855,729	805,208										
Spain.....	106,438	82,121	1,189,353	964,463										
France.....	606,346	600,280	7,037,204	4,669,083										

GRAIN CROPS OF THE CANADIAN NORTHWEST.

Bushels produced in 1910 and 1911.

PROVINCE.	WHEAT.		OATS.		BARLEY.	
	1911.	1912.	1911.	1912.	1911.	1912.
Manitoba.....	60,275,000	58,899,000	57,893,000	53,806,000	14,447,000	14,965,000
Saskatchewan.....	97,665,000	93,849,000	97,362,000	105,115,000	5,445,000	5,926,000
Alberta.....	36,143,000	30,374,000	56,964,000	62,986,000	4,151,000	5,780,000
Total.....	194,083,000	183,322,000	212,819,000	231,857,000	24,043,000	26,671,000

VALUE IN 1912 OF CROPS REPORTED QUANTITATIVELY.

Crops represented are: Corn, wheat, oats, barley, rye, buckwheat, flaxseed, rice, potatoes, hay, tobacco and lint cotton.

State.	Value.	Rank.	State.	Value.	Rank.
Texas.....	\$407,166,000	1	Virginia..	79,248,000	26
Illinois....	289,326,000	2	Washington	68,273,000	27
Iowa.....	284,395,000	3	Louisiana..	61,600,000	28
Missouri...	196,968,000	4	W. Virginia	41,658,000	29
Ohio.....	190,718,000	5	Oregon....	41,377,000	30
Kansas....	182,363,000	6	Montana...	40,413,000	31
Pennsylvania	176,275,000	7	Colorado..	38,846,000	32
Minnesota.	160,615,000	8	Maine.....	35,573,000	33
Georgia....	159,762,000	9	Maryland..	35,207,000	34
N. Dakota..	155,110,000	10	Idaho.....	33,499,000	35
Indiana....	153,647,000	11	N. Jersey..	27,464,000	36
New York..	152,533,000	12	Vermont...	26,707,000	37
Nebraska..	141,634,000	13	Connecticut	21,543,000	38
Wisconsin..	139,032,000	14	Massachusetts	19,555,000	39
N. Carolina	128,395,000	15	Utah.....	17,446,000	40
Alabama...	128,350,000	16	Florida...	15,280,000	41
Oklahoma..	126,332,000	17	Wyoming..	13,732,000	42
Michigan..	116,209,000	18	N. Hamp...	11,938,000	43
Kentucky..	116,160,000	19	Nevada...	9,009,000	44
S. Carolina	112,593,000	20	N. Mexico..	7,840,000	45
Mississippi	111,482,000	21	Delaware..	7,563,000	46
Tennessee.	106,200,000	22	Arizona...	7,511,000	47
California.	100,729,000	23	Rhode Isl..	2,327,000	48
S. Dakota..	99,660,000	24			
Arkansas..	95,886,000	25	U. S.....	4,695,161,000	

NUMBER AND VALUE OF LIVE STOCK (1913).

Farm animals.	Number.	Av. price.	Total value.
Horses.....	20,567,000	\$110.77	\$2,278,222,000
Mules.....	4,336,000	124.31	545,245,000
Milch cows.....	20,497,000	45.02	922,783,000
Other cattle.....	36,030,000	26.36	949,645,000
Sheep.....	51,482,000	3.94	202,779,000
Swine.....	61,178,000	9.86	603,109,000

The states having the largest number of farm animals of each of the above kinds Jan. 1, 1913, were:

Horses—	Iowa, 1,568,000; Illinois, 1,482,000; Texas, 1,181,000; Kansas, 1,099,000; Missouri, 1,084,000; Nebraska, 1,027,000; Ohio, 892,000; Indiana, 846,000; Minnesota, 822,000; Oklahoma, 758,000; North Dakota, 712,000; South Dakota, 702,000; Wisconsin, 665,000; Michigan, 640,000; New York, 609,000.
Mules—	Texas, 724,000; Missouri, 326,000; Georgia, 310,000; Mississippi, 280,000; Tennessee, 276,000; Alabama, 270,000; Oklahoma, 269,000; Arkansas, 233,000; Kentucky, 229,000; Kansas, 222,000.
Milch Cows—	Wisconsin, 1,504,000; New York, 1,465,000; Iowa, 1,337,000; Minnesota, 1,129,000; Texas, 1,034,000; Illinois, 1,007,000; Pennsylvania, 943,000; Ohio, 869,000; Michigan, 798,000; Missouri, 789,000; Indiana, 634,000.

Cattle (other than milch cows)—Texas, 5,022,000; Iowa, 2,607,000; Nebraska, 1,902,000; Kansas, 1,778,000; California, 1,454,000; Missouri, 1,440,000; Illinois, 1,228,000; Oklahoma, 1,155,000; Minnesota, 1,139,000;

Wisconsin, 1,135,000; Colorado, 921,000; South Dakota, 894,000; New York, 876,000; Ohio, 814,000; Arizona, 778,000; Montana, 717,000.
 Sheep—Montana, 5,111,000; Wyoming, 4,472,000; Ohio, 3,435,000; New Mexico, 3,300,000; Idaho, 2,951,000; Oregon, 2,644,000; California, 2,603,000; Michigan, 2,139,000; Texas, 2,073,000; Utah, 1,990,000; Colorado, 1,737,000; Missouri, 1,650,000; Arizona, 1,570,000; Nevada, 1,487,000; Kentucky, 1,320,000; Indiana, 1,317,000; Iowa, 1,249,000; Illinois, 1,036,000.
 Swine—Iowa, 8,720,000; Illinois, 4,315,000; Missouri, 4,087,000; Nebraska, 3,798,000; Indiana, 3,709,000; Ohio, 3,399,000; Kansas, 2,611,000; Texas, 2,493,000; Wisconsin, 2,030,000; Georgia, 1,888,000; Kentucky, 1,638,000.

AVERAGE AGE OF MARKETED HOGS.
 The average age at which swine are usually marketed in the United States is 11 months. The lowest average for any state is 9 months in Maine, New Hampshire, Vermont, New York and Michigan, while the highest average is in Louisiana, which is 15 months. In the north Atlantic states and also in the north central states east of the Mississippi river the average is 9.6 months; in the north central states, west of the Mississippi river, 10.7 months; in the south Atlantic states, 11.8 months; in the south central states, 12.7 months, and in the Rocky mountain and far western states, 12 months.

AVERAGE VALUE PER HEAD OF FARM ANIMALS.

On Jan. 1 of years indicated.

Animals.	1913.	1912.	1911.	1910.	1909.	1900-1909.	1890-1899.	1880-1889.	1870-1879.
Horses	\$110.77	\$105.94	\$111.67	\$108.19	\$95.64	\$71.99	\$48.24	\$67.78	\$62.07
Mules	124.31	120.51	125.62	119.84	107.84	84.98	58.79	76.63	75.65
Milch cows	45.02	39.39	40.49	35.79	32.36	30.12	23.35	26.65	27.54
Other cattle	26.36	21.20	20.85	19.41	17.49	18.09	16.53	19.77	17.27
Sheep	3.94	3.46	3.73	4.08	3.43	3.13	2.23	2.21	2.32
Swine	9.86	8.00	9.35	9.14	6.55	6.46	4.81	5.18	4.76

WHEAT HARVEST CALENDAR.

January—Australia, New Zealand, Chile, Argentine Republic.
 February and March—Upper Egypt, India.
 April—Lower Egypt, India, Syria, Cyprus, Persia, Asia Minor, Mexico, Cuba.
 May—Texas, Algeria, Central Asia, China, Japan, Morocco.
 June—California, Oregon, Mississippi, Alabama, Georgia, North Carolina, South Carolina, Tennessee, Virginia, Kentucky, Kansas, Arkansas, Utah, Colorado, Missouri, Turkey, Greece, Italy, Spain, Portugal, south of France.
 July—New England, New York, Pennsylvania, Ohio, Indiana, Michigan, Illinois, Iowa, Wisconsin, southern Minnesota, Nebraska, upper Canada, Rumania, Bulgaria, Austria, Hungary, south of Russia, Germany, Switzerland, south of England.
 August—Central and northern Minnesota, Dakotas, Manitoba, lower Canada, British Columbia, Belgium, Holland, Great Britain, Denmark, Poland, central Russia.
 September and October—Scotland, Sweden, Norway, north of Russia.
 November—Peru, South Africa.
 December—Burma, New South Wales.

Production, Consumption, Exports.

Year.	Bales.*	Bales.*	Bales.*
1911.....	16,250,276	5,181,826	10,681,332
1912.....	14,313,015		

*Equivalent 500 pound bales.

WORLD'S COTTON SPINDLES AND MILL CONSUMPTION OF RAW COTTON IN 1912.

[From report of United States census bureau.]

United States—	Spindles.	Bales.*
Cotton growing states.....	11,583,000	2,712,000
Other states.....	18,996,000	2,655,000
Europe—		
United kingdom.....	55,317,000	4,250,000
Germany.....	10,726,000	1,795,000
Russia.....	8,800,000	1,650,000
France.....	7,400,000	1,014,000
Austria-Hungary.....	4,798,000	830,000
Italy.....	4,580,000	920,000
Spain.....	2,200,000	330,000
Switzerland.....	1,408,000	110,000
Belgium.....	1,388,000	222,000
Sweden.....	530,000	100,000
Portugal.....	480,000	70,000
Netherlands.....	454,000	83,000
Denmark.....	84,000	25,000
Norway.....	74,000	11,000
Other European countries.....	200,000	60,000
British India.....	6,195,000	1,705,000
Japan.....	2,192,000	1,190,000
China.....	831,000	360,000
Brazil.....	1,000,000	180,000
Canada.....	855,000	125,000
Mexico.....	630,000	115,000
All other countries.....	275,000	75,000

Total in 1912.....140,996,000 20,587,000
 Total in 1911.....137,792,000 19,013,000
 *Bales of 500 pounds each.

CROP ESTIMATES FOR 1913.

[From Farmers' Bulletin for Nov. 11, 1913.]

Crops.	Yield per acre.	Production.
Corn.....	23	2,463,017,000 bushels
Buckwheat.....	17	14,455,000 bushels
Potatoes.....	89	328,550,000 bushels
Sweet potatoes.....	95	55,760,000 bushels
Flaxseed.....	8	19,234,000 bushels
Tobacco.....	790	903,875,000 pounds
Wheat.....	15	730,267,000 bushels
Oats.....	29	1,120,159,000 bushels
Barley.....	24	223,824,000 bushels
Rye.....	16	35,664,000 bushels
Hay.....	1.31	63,460,000 tons

COTTON STATISTICS OF UNITED STATES.

Year.	Production, Consumption, Exports.		
	Bales.*	Bales.*	Bales.*
1790.....	3,128	11,000	379
1800.....	73,222	18,829	41,822
1810.....	177,824	35,565	124,116
1820.....	334,728	100,000	249,787
1830.....	732,218	129,938	553,960
1840.....	1,347,640	245,045	1,060,408
1850.....	2,136,083	422,626	1,854,474
1860.....	3,841,416	841,975	615,032
1870.....	4,024,527	1,026,553	2,922,757
1880.....	6,356,998	1,865,922	4,452,495
1890.....	8,562,089	2,604,491	5,850,219
1900.....	10,266,527	3,603,516	6,806,572
1910.....	12,005,688	4,516,779	8,808,195

RELATIVE IMPORTANCE OF LEADING CROPS.

[From the Crop Reporter.]
 The relative importance of value in the different agricultural products does not change materially from one census to year; even in a lapse of ten years, from one census to another, there is not much change in the relative standing of the leading crops.
 Corn is by far the leading crop; from the census of 1900 to the census of 1910 its value had increased more than 73 per cent; nevertheless it represented 27.6 per cent of the value of all crops in 1900 and 26.2 per cent in 1910. Hay and forage represented 16.1 per cent of the value of all crops in 1900 and 15 per cent in 1910. Cotton (including cotton seed) represented 12.4 per cent in 1900 and 15 per cent in 1910. Wheat represented 12.3 per cent in 1900 and 12 per cent in 1910, oats 7.2 per cent in 1900 and 7.6 per cent in 1910. The increased relative im-

portance of cotton is due largely to the great increase in the use and value of cotton seed.

The five articles mentioned, corn, hay, cotton, wheat and oats, represented 75.6 per cent of the value of all crops in 1900 and 75.8 per cent in 1910. In other words, all the numerous minor crops, including fruits, vegetables, nuts and cereals not mentioned, represent less than one-fourth of the value of all products of the soil. It is partly for this reason that these five articles receive so much prominence in crop reporting.

PER CAPITA CONSUMPTION OF WHEAT IN PAST DECADE.

[From the Crop Reporter of the department of agriculture.] Seed is excised and flour is reduced to wheat equivalent.

Country.	Bushels.	Country.	Bushels.
Canada	9.5	Netherlands	4.2
Belgium	8.3	Roumania	4.0
France	7.9	Denmark	3.5
Spain	6.1	Chile	3.4
United Kingdom	6.0	Germany	3.2
Switzerland	6.0	Russia	2.7
Australia	5.5	Servia	2.5
Italy	5.4	Sweden	2.5
United States	5.3	Egypt	2.5
Uruguay	5.3	Portugal	1.8
Argentina	5.2	British India8
Bulgaria	5.0	Mexico8
Austria-Hungary	4.3	Japan5

DAIRY INDUSTRIES OF CANADA.

According to the census of dairy industries of Canada, taken in June, 1911, for the calendar year 1910, there were then 1,035 butter making factories in the dominion with 2,044 employees and an output of 57,328,191 pounds of butter, valued at \$13,726,546. The patrons of the factories numbered 76,579 and they received as their share of the value \$11,832,705. Cheese factories numbered 2,154, with 70,778 patrons and 3,189 employees. The combined product was 162,450,802 pounds of cheese, valued at \$17,524,021, of which the patrons received \$15,299,855. There were 436 factories making both butter and cheese, with 22,766 patrons and 914 employees. The quantity of butter made was 7,690,189 pounds, valued at \$1,870,861, and of cheese 37,453,403 pounds, with a value of \$4,063,103. Patrons were paid \$1,625,644 for butter and \$3,540,566 for cheese. There were 11 factories making condensed milk, the amount produced in 1910 being 27,831,596 pounds, with a value of \$1,813,971.

VINEYARDS AND WINE PRODUCTION OF CERTAIN COUNTRIES.

[From report of the International Institute of Agriculture.] 1912. 1911. 1912. 1911.

Spain ...	Aeres.	Aeres.	Gallons.	Gallons.
France ...	4,148,663	4,156,501	1,567,559,288	1,185,740,254
Italy ...	11,008,305	11,063,161	1,162,348,000	1,126,793,360
Lux'mb'rg	3,380	3,618	1,074,379	3,614,797
Roumania.	174,030	176,523	33,021,250	26,243,625
Switz'land	58,563	58,563	23,854,550	22,580,459

NATIONAL HOME FOR DISABLED VOLUNTEER SOLDIERS.

Established by act of Congress March 21, 1866.

Names and Location of Branches—Central, Dayton, O.; Northwestern, Milwaukee, Wis.; Southern, Hampton, Va.; Eastern, Togus, Me.; Western, Leavenworth, Kas.; Marion, Marion, Ind.; Pacific, Santa Monica, Cal.; Danville, Danville, Ill.; Mountain, Johnson City, Tenn.; Battle Mountain Sanitarium, Hot Springs, S. D.

Board of Managers—The president of the United States, the chief justice of the Supreme court, the secretary of war ex officio, Washington, D. C.; president, Maj. James W. Wadsworth, 346 Broadway, New York, N. Y.; secretary, John M. Holley, LaCrosse, Wis.; Mrj. William Warner, Kansas City, Mo.; Col. Henry H. Markham, Pasadena, Cal.; Lieut. Franklin Murphy, Newark, N. J.; Col. Edwin P. Hammond, Lafayette, Ind.; Gen. Joseph S. Smith, Bangor, Me.; Lieut. Oscar M. Gottschall, Dayton, O.; Z. D. Massey, Sevierville, Tenn.; Capt. Lucien S. Lambert, Galesburg, Ill.; Gen. P. H. Barry, Greeley, Neb.

General treasurer—Maj. Moses Harris.

REQUIREMENTS FOR ADMISSION.

1. Honorable discharge from the United States service.
2. Disability which prevents the applicant from earning a living by labor.
3. Applicants for admission will be required to abide by all the rules and regulations made by the board of managers, perform all the duties required of them and obey all the lawful orders of the officers of the home.
4. A soldier or sailor to be admitted must forward with his application his discharge paper, his pension certificate if he is a pensioner, and his discharge from a state home if he has been an inmate of such home. These papers are retained at the branch to which he is admitted to prevent their loss or fraud, but are returned to him when he is discharged. Soldiers or sailors whose pensions exceed \$16 a month are not admitted to the home except for special reasons.

The National Home for Disabled Volunteer Soldiers is supported by the United States government. The annual appropriation for that purpose is about \$4,000,000.

STATE SOLDIERS' HOMES.

There are a number of state homes for disabled volunteer soldiers, who, for various reasons, are unable to obtain admission to the national homes. The federal government contributes toward the

support of the state homes the sum of \$100 for each soldier, based upon the average attendance for the year; the remainder of the expenses is paid by the states themselves. Some of these homes are on the cottage plan. Following is a list of the state homes:

California—Yountville.	New Hampshire—Tilton.
Colorado—Monte Vista.	New Jersey—Kearny and Vineland.
Connecticut—Noroton Heights.	New York—Bath and Oxford.
Idaho—Boise.	North Dakota—Lisbon.
Illinois—Quincy.	Ohio—Sandusky.
Indiana—Lafayette.	Oregon—Roseburg.
Iowa—Marshalltown.	Pennsylvania—Erie.
Kansas—Fort Dodge.	Rhode Island—Bristol.
Massachusetts—Chelsea.	S. Dakota—Hot Springs.
Michigan—Grand Rapids.	Vermont—Bennington.
Minnesota—Minnehaha.	Washington—Orting and Port Orchard.
Missouri—St. James.	Wisconsin—Waupaca.
Montana—Oolumbus Falls.	Wyoming—Cheyenne.
Nebraska—Grand Island and Miltord.	

HOME FOR REGULAR ARMY SOLDIERS.

The United States maintains a home for disabled and discharged soldiers of the regular army at Washington, D. C. All soldiers who have served twenty years in the army and all soldiers who have incurred such disability, by wounds, disease or injuries in the line of duty while in the regular army as unfits them for further service are entitled to admission to the home. The home is in charge of a board of commissioners, consisting of the governor of the home, the adjutant-general of the army, the judge-advocate, the commissary-general, the quartermaster-general, the chief of engineers and the surgeon-general. The present governor is Lieut.-Gen. S. B. M. Young (retired).

CONFEDERATE SOLDIERS' HOMES.

Confederate veterans of the civil war have a home at Beauvoir, near Biloxi, Miss. The residence there of Jefferson Davis in his last years was secured in 1902 as a refuge for helpless old southern soldiers by the United Sons of Confederate Veterans. It is supported by that society and the United Daughters of the Confederacy. Another home for confederate veterans was opened in Washington, D. C., May 24, 1913, by the women of the Southern Relief association.

FARMS AND FARM PROPERTY IN THE UNITED STATES.

[From census bureau report.]

SUMMARY FOR 1910 AND 1900.

	1910 (Apr. 15).		1900 (June 1).		Increase.*	
	Amount	Pr. ct.	Amount	Pr. ct.	Amount	Pr. ct.
Population	91,972,266	75,994,575	62,947,714	50,155,783	38,558,371	28,109,457
Urban population†	42,623,383	5,737,372	4,564,641	4,008,907	2,659,985	2,659,985
Rural population‡	49,348,883	1,903,289,600	1,903,337,600	1,903,337,600	1,903,337,600	1,903,337,600
Number of all farms	6,361,502	5,737,372	4,564,641	4,008,907	2,659,985	2,659,985
Land area of the country, acres	1,903,289,600	1,903,461,760	1,903,337,600	1,903,337,600	1,903,337,600	1,903,337,600
Land in farms, acres	878,798,325	838,591,774	823,218,619	586,081,835	407,735,041	407,735,041
Improved land in farms, acres	478,451,750	414,498,487	357,616,755	284,771,942	188,921,099	188,921,099
Average acreage per farm	138.1	146.2	136.5	133.7	130.7	153.3
Average improved acreage per farm	75.2	72.2	72.2	68.0	71.0	71.0
Per cent of total land area in farms	46.2	44.1	42.7	28.2	21.4	21.4
Per cent of land in farms improved	54.4	49.4	57.4	53.1	46.3	46.3
Per cent of total land area improved	25.1	21.8	18.8	15.0	9.9	9.9
Value of farm property, total	\$40,991,449,090	\$20,439,901,164	\$16,082,267,689	\$12,180,501,538	\$8,944,857,749	\$8,944,857,749
Land and buildings	34,801,125,697	16,614,647,491	13,279,252,649	10,157,096,776	7,444,054,676	7,444,054,676
Implements and machinery	1,265,149,783	749,775,970	494,247,467	406,526,055	270,913,667	270,913,667
Domestic animals, poultry and bees	4,925,173,610	3,075,477,703	2,308,767,573	1,576,884,707	1,229,889,605	1,229,889,605
Average value of all property per farm	6,444	3,563	3,523	3,038	3,363	3,363
Average value of all property per acre of land in farms	46.64	24.37	25.81	22.72	21.94	21.94
Average value of land per acre	32.40	15.57	15.57	16.83	108.1	108.1

*A minus sign (-) denotes decrease. †Population of the urban population according to that census, but is the population in that year of the territory classified as urban in 1910. ‡Total, exclusive of urban.

FARMS, FARM LAND AND FARM PROPERTY: 1870 TO 1900.

	1910.	1900.	1890.	1880.	1870.
Population	91,972,266	75,994,575	62,947,714	50,155,783	38,558,371
Number of all farms	6,361,502	5,737,372	4,564,641	4,008,907	2,659,985
Land area of the country, acres	1,903,289,600	1,903,461,760	1,903,337,600	1,903,337,600	1,903,337,600
Land in farms, acres	878,798,325	838,591,774	823,218,619	586,081,835	407,735,041
Improved land in farms, acres	478,451,750	414,498,487	357,616,755	284,771,942	188,921,099
Average acreage per farm	138.1	146.2	136.5	133.7	153.3
Average improved acreage per farm	75.2	72.2	72.2	68.0	71.0
Per cent of total land area in farms	46.2	44.1	42.7	28.2	21.4
Per cent of land in farms improved	54.4	49.4	57.4	53.1	46.3
Per cent of total land area improved	25.1	21.8	18.8	15.0	9.9
Value of farm property, total	\$40,991,449,090	\$20,439,901,164	\$16,082,267,689	\$12,180,501,538	\$8,944,857,749
Land and buildings	34,801,125,697	16,614,647,491	13,279,252,649	10,157,096,776	7,444,054,676
Implements and machinery	1,265,149,783	749,775,970	494,247,467	406,526,055	270,913,667
Domestic animals, poultry and bees	4,925,173,610	3,075,477,703	2,308,767,573	1,576,884,707	1,229,889,605
Average value of all property per farm	6,444	3,563	3,523	3,038	3,363
Average value of all property per acre of land in farms	46.64	24.37	25.81	22.72	21.94
Average value of land and buildings per acre	39.60	19.81	21.31	19.02	18.26

AGRICULTURAL INCREASE SINCE 1850.

Period.	Population.	Farms.	Acres.*	Improved.†	Value.‡
1900-1910	15,977,691	624,130	40,206,551	63,953,263	\$20,551,547,926
1890-1900	13,046,861	1,172,731	215,373,155	56,881,732	4,357,633,475
1880-1890	12,791,931	555,734	87,136,784	72,845,713	3,901,766,151
1870-1880	11,597,412	1,348,922	128,326,794	95,849,943	3,235,643,789
1860-1870	7,115,050	615,908	522,503	25,810,379	964,364,686
1850-1860	8,251,445	595,004	113,651,924	50,078,106	4,013,149,483
1850-1910—Amount	41,816,483	2,352,595	342,716,490	193,680,708	28,810,947,552
Per cent.	83.4	58.7	63.9	68.0	236.5
1850-1880—Amount	26,963,907	2,559,834	242,521,221	171,738,428	8,213,157,958
Per cent.	116.3	176.6	82.6	151.9	207.0
1850-1910—Amount	68,780,390	4,912,429	585,237,711	365,419,136	37,024,105,510
Per cent.	296.6	339.0	199.4	323.3	933.2

*In farms. †Improved land in farms. ‡Of farm property.

AVERAGE ACRES AND VALUE PER FARM (1910).

State.	Acres.	Prop-erty.*	Land.†	Per acre.‡	State.	Acres.	Prop-erty.*	Land.†	Per acre.‡
Alabama	78.9	\$1,408	\$825	\$10.46	Louisiana	86.6	2,499	1,558	17.99
Arizona	135.1	8,142	4,590	33.97	Maine	104.9	3,320	1,441	13.73
Arkansas	81.1	1,864	1,146	14.13	Maryland	103.4	5,849	3,341	32.32
California	316.7	18,308	14,395	47.16	Massachusetts	77.9	6,135	2,859	36.69
Colorado	293.1	10,645	7,858	26.81	Michigan	91.5	5,261	2,973	32.48
Connecticut	81.5	5,944	2,693	33.03	Minnesota	177.3	9,456	6,527	36.82
Delaware	95.9	5,830	3,224	33.63	Mississippi	67.6	1,554	926	13.69
District Columbia	27.9	39,662	33,152	1,186.53	Missouri	124.8	7,405	5,216	41.80
Florida	105.0	2,863	1,874	17.84	Montana	516.7	13,269	8,651	16.74
Georgia	92.6	1,995	1,273	13.74	Nebraska	297.8	16,038	12,450	41.80
Idaho	171.5	9,911	7,140	41.63	Nevada	1,009.6	22,462	13,119	12.99
Illinois	129.1	15,505	12,270	95.02	New Hampshire	120.1	3,833	1,646	13.70
Indiana	98.8	8,396	6,164	62.36	New Jersey	76.9	7,600	3,707	48.23
Iowa	156.3	17,259	12,910	82.53	New Mexico	315.9	4,469	2,770	8.77
Kansas	244.0	11,467	8,648	35.45	New York	102.2	6,782	3,283	32.13
Kentucky	85.6	2,986	1,869	21.83	North Carolina	88.4	2,119	1,352	15.29

State.	Acres.	Prop-erty.*	Land.†	Per acre.‡
North Dakota.....	382.3	13,109	9,822	25.69
Ohio.....	88.6	6,994	4,727	53.34
Oklahoma.....	151.7	4,828	3,413	22.49
Oregon.....	256.8	11,609	9,048	35.23
Pennsylvania.....	84.3	5,715	2,875	33.92
Rhode Island.....	83.8	6,234	2,836	33.86
South Carolina.....	76.6	2,223	1,523	19.89
South Dakota.....	335.1	15,018	11,625	34.69
Tennessee.....	81.5	2,490	1,510	18.53
Texas.....	269.1	5,311	3,909	14.53
Utah.....	156.7	6,957	4,590	29.28
Vermont.....	142.6	4,445	1,785	12.52

State.	Acres.	Prop-erty.*	Land.†	Per acre.‡
Virginia.....	105.9	3,397	2,145	20.24
Washington.....	208.4	11,346	9,208	44.18
West Virginia.....	103.7	3,255	2,142	20.65
Wisconsin.....	118.9	7,978	5,148	43.30
Wyoming.....	777.6	15,217	8,092	10.41
United States....	138.1	6,444	4,476	32.40
United States 1900	146.2	3,563	2,276	15.57

*Average value of all farm property. †Average value of land per farm only. ‡Average value per acre of farm land.

CROPS OF THE UNITED STATES IN 1909.

[Officially reported by the bureau of the census.]

Later and detailed figures on the principal crops are given elsewhere in this volume.

Crop.	Production.	Value.
Cereals, bu.....	4,512,564,465	\$2,665,539,714
Corn, bu.....	2,552,189,630	1,438,553,919
Oats, bu.....	1,007,142,980	414,697,422
Wheat, bu.....	683,379,259	657,656,801
Barley, bu.....	173,344,212	92,458,571
Buckwheat, bu.....	14,849,332	9,330,592
Rye, bu.....	29,520,457	20,421,812
Kafir corn, bu.....	17,597,305	10,816,940
Emmer, spelt, bu.....	12,702,710	5,584,500
Rough rice, bu.....	21,838,580	16,019,607
Other grains, seeds.....		97,536,085
Dry edible beans, bu.....	11,251,100	21,771,482
Other beans, bu.....	179,733	241,060
Dry peas, bu.....	7,129,294	10,963,739
Peanuts, bu.....	19,415,816	18,271,515
Flaxseed, bu.....	19,512,654	28,970,554
Miscellaneous seeds.....		788,625
Grass seed, bu.....	6,671,348	15,137,683
Flower, vegetable seeds.....		1,411,013
Hay and forage, tons.....	87,463,735	824,004,877
Tobacco, lbs.....	1,055,764,806	104,302,356
Cotton bales.....	10,649,268	703,619,303
Cotton seed, tons.....	5,324,634	121,076,984
Sugar crops.....		61,648,942
Sugar beets, tons.....	3,392,857	19,830,724
Sorghum cane, tons.....	1,647,262	10,174,457
Sugar cane, tons.....	6,240,260	26,415,952
Maple sugar and sirup.....		5,177,809
Minor crops.....		18,068,652
Broom corn, lbs.....	78,959,958	5,134,434
Hemp, lbs.....	7,483,295	412,699
Hops, lbs.....	40,718,748	7,844,745
All other.....		4,676,780
Vegetables.....		418,110,154
Potatoes, bu.....	389,194,985	166,423,910
Sweet potatoes, bu.....	59,232,070	35,259,176
Other vegetables.....		216,257,068
Fruits and nuts.....		222,024,216
Small fruits, qts.....	426,565,883	29,874,431
Strawberries, qts.....	255,702,035	17,914,926
Blackberries, qts.....	55,343,570	3,909,831
Raspberries, qts.....	60,918,196	5,132,277
Cranberries, qts.....	38,243,060	1,755,613
All other, qts.....	16,359,002	1,262,834
Orchard fruits, bu.....	216,083,695	140,867,947
Apples, bu.....	147,522,318	83,231,492
Peaches, bu.....	35,470,276	28,781,078
Pears, bu.....	8,840,733	7,910,600
Plums, prunes, bu.....	15,480,170	10,299,495
Cherries, bu.....	4,126,099	7,231,160
Apricots, bu.....	4,150,263	2,884,119
All other, bu.....	493,836	529,403
Grapes, lbs.....	2,571,065,205	22,027,961
Tropical fruits.....		24,706,753
Oranges, boxes.....	19,487,481	17,566,464
Lemons, boxes.....	2,770,313	2,993,738
Grapefruit, boxes.....	1,189,250	2,060,610
Figs, lbs.....	35,060,395	803,810
Pineapples, crates.....	778,651	734,090
Olives, lbs.....	16,405,493	404,574
All other.....	163,467	143,467
Nuts, lbs.....	62,328,010	4,447,674
Almonds, lbs.....	6,673,539	711,970
Pecans, lbs.....	9,890,769	971,596
Walnuts, lbs.....	22,026,524	2,297,336
All other, lbs.....	23,617,178	466,772

Crop.	Production.	Value.
Flowers, plants.....		34,872,329
Nursery products.....		21,050,822
Forest farm products.....		195,306,283
Total all crops.....		5,487,161,223
Total, 1899.....		2,998,704,412

KAFIR CORN AND MILO MAIZE.*

State.	Acres.	Bushels.	Value.
Arkansas.....	1,294	15,284	\$12,074
California.....	44,308	938,049	725,704
Colorado.....	11,971	139,234	94,486
Kansas.....	338,495	5,115,415	3,046,799
Missouri.....	15,543	228,386	162,246
Nebraska.....	2,016	20,212	15,712
New Mexico.....	63,570	543,350	392,393
Oklahoma.....	532,515	4,658,752	2,531,036
Texas.....	573,384	5,860,444	3,785,453

United States.....	1,635,153	17,597,305	10,816,940
Total, 1899.....	266,513	5,169,113	1,367,040

*Kafir corn and milo maize are cereals belonging to the millet family and used in this country mainly as feed for live stock. They are making headway as dry farming crops in sections of light rainfall.

VALUE OF ALL CROPS BY STATES.

[From report of the bureau of the census.]
Figures in parentheses show rank of each state in agriculture in 1909.

State.	Value of crops.	State.	Value of crops.
Illinois (1).....	\$372,770,470	Virginia (26).....	\$100,531,157
Iowa (2).....	314,666,298	Washington (27)	78,927,053
Texas (3).....	298,133,466	Louisiana (28)	77,336,143
Ohio (4).....	230,337,981	Colorado (29).....	50,974,758
Georgia (5).....	226,595,436	Oregon (30).....	49,040,925
Missouri (6).....	220,663,724	Maryland (31).....	43,920,149
Kansas (7).....	214,859,597	W. Virginia (32).....	40,374,776
New York (8).....	209,168,236	N. Jersey (33).....	40,340,491
Indiana (9).....	204,209,812	Maine (34).....	39,317,647
Nebraska (10).....	196,125,632	Florida (35).....	36,141,894
Minnesota (11).....	193,451,474	Idaho (36).....	34,357,851
N. Dakota (12).....	180,635,520	Mass'us'ts (37).....	31,948,095
Pennsylvania (13).....	166,739,898	Montana (38).....	29,714,563
Michigan (14).....	162,004,681	Vermont (39).....	27,446,836
California (15).....	153,111,013	Connecticut (40).....	22,487,999
Wisconsin (16).....	148,359,216	Utah (41).....	18,484,615
Mississippi (17).....	147,315,621	N. Hamp. (42).....	15,176,175
Alabama (18).....	144,287,847	Wyoming (43).....	10,022,961
N. Carolina (19).....	142,890,192	Delaware (44).....	9,121,809
S. Carolina (20).....	141,890,192	N. Mexico (45).....	8,922,397
Kentucky (21).....	138,973,107	Nevada (46).....	5,923,536
Oklahoma (22).....	133,454,405	Arizona (47).....	5,496,872
S. Dakota (23).....	125,507,249	Rhode Isl'd (48).....	3,397,077
Tennessee (24).....	120,706,211	Dist. Col. (49).....	546,479
Arkansas (25).....	119,419,025		

MINOR FARM CROPS IN 1909.

EMMER AND SPELT.*

State.	Acres.	Bushels.	Value.
Colorado.....	15,523	324,713	\$153,065
Illinois.....	1,633	41,999	20,674
Iowa.....	7,256	139,839	65,436
Kansas.....	49,969	785,362	342,846
Michigan.....	6,472	154,103	97,414
Minnesota.....	30,891	757,339	338,841
Missouri.....	7,935	104,540	47,543

State.	Acres.	Bushels.	Value.
Montana	1,308	39,830	24,643
Nebraska	65,681	1,221,975	484,791
New York	1,382	33,890	22,110
North Dakota.....	101,144	2,564,732	1,102,782
Oklahoma	8,659	94,580	54,690
South Dakota.....	259,611	6,098,982	2,627,533
Texas	4,624	44,316	27,118
Wisconsin	6,090	166,301	89,118
Wyoming	1,521	35,677	22,918

United States..... 573,622 12,702,710 5,584,050

*Grains used chiefly for fodder. Nearly all is summer, splt being cultivated in only a few scattered localities. No report of production made in 1899.

DRY EDIBLE BEANS.

State.	Acres.	Bushels.	Value.
Alabama	1,157	15,212	\$19,887
Arizona	2,301	18,457	44,997
Arkansas	819	4,080	6,588
California	157,987	3,328,218	6,295,457
Colorado	5,040	53,926	128,701
Connecticut	208	2,845	7,045
Delaware	55	648	1,387
Florida	2,641	31,835	43,919
Georgia	2,947	16,546	30,018
Idaho	1,915	33,816	76,314
Illinois	1,153	6,866	12,842
Indiana	1,721	15,288	30,929
Iowa	615	5,689	12,428
Kansas	70	636	1,321
Kentucky	12,434	70,557	105,309
Louisiana	311	5,557	9,982
Maine	10,341	87,865	275,334
Maryland	196	1,833	3,342
Massachusetts	446	4,979	12,382
Michigan	403,669	5,282,511	9,716,315
Minnesota	4,697	62,822	124,996
Mississippi	1,092	8,727	23,647
Missouri	1,281	9,385	20,354
Montana	342	2,958	4,914
Nebraska	1,173	5,941	14,019
Nevada	14	222	416
New Hampshire.....	3,180	22,546	62,783
New Jersey	403	2,941	6,150
New Mexico.....	20,756	85,795	232,023
New York.....	115,698	1,681,506	3,689,069
North Carolina.....	5,521	35,937	57,528
North Dakota.....	544	5,073	12,863
Ohio	1,139	13,665	30,082
Oklahoma	575	2,520	5,942
Oregon	562	8,032	23,312
Pennsylvania	1,269	12,021	28,136
Rhode Island.....	54	817	2,084
South Carolina.....	1,528	6,825	12,778
South Dakota.....	809	5,285	12,575
Tennessee	3,398	19,526	40,966
Texas	1,846	12,895	26,205
Utah	196	3,352	10,006
Vermont	2,390	26,359	72,873
Virginia	4,777	29,435	61,861
Washington	353	3,311	9,656
West Virginia.....	8,111	39,794	81,049
Wisconsin	14,574	154,570	263,914
Wyoming	273	1,876	5,018
United States.....	802,391	11,251,160	21,771,482
Total, 1899.....	453,841	5,064,490	7,633,636

DRY PEAS.

Alabama	85,034	418,007	\$660,270
Arizona	13	93	293
Arkansas	52,730	229,444	376,076
California	2,959	57,468	101,016
Colorado	24,230	258,281	397,540
Connecticut	4	72	121
Delaware	1,615	4,650	25,278
Florida	7,144	56,713	98,383
Georgia	210,315	736,009	1,204,783
Idaho	234	4,875	9,160
Illinois	41,076	185,020	273,372
Indiana	13,082	88,254	133,996
Iowa	731	9,007	11,669
Kansas	825	5,235	10,739
Kentucky	8,465	44,772	84,511
Louisiana	33,150	161,659	252,362

State.	Acres.	Bushels.	Value.
Maine	537	4,963	10,134
Maryland	742	5,603	11,143
Massachusetts	30	480	941
Michigan	94,932	1,162,403	1,337,430
Minnesota	835	14,964	18,384
Mississippi	73,090	285,768	570,508
Missouri	23,036	109,357	180,391
Montana	1,184	21,670	37,757
Nebraska	26	169	308
New Hampshire.....	122	934	1,955
New Jersey	91	883	1,711
New Mexico.....	2,485	30,829	35,977
New York.....	4,007	71,486	117,558
North Carolina.....	169,934	651,567	1,024,228
North Dakota.....	399	5,543	8,368
Ohio	323	3,041	6,298
Oklahoma	6,245	33,282	63,857
Oregon	436	9,344	16,035
Pennsylvania	87	989	2,100
Rhode Island.....	4	73	102
South Carolina.....	265,632	711,853	1,311,454
South Dakota.....	1,783	10,598	11,223
Tennessee	36,640	133,924	245,434
Texas	46,777	254,361	402,854
Utah	126	3,222	5,252
Vermont	127	1,262	2,092
Virginia	12,091	66,488	127,211
Washington	3,196	91,032	116,065
West Virginia.....	232	1,490	3,312
Wisconsin	78,017	1,165,055	1,654,928
Wyoming	326	9,231	9,552
United States.....	1,305,099	7,129,294	10,963,739
Total, 1899.....	968,370	9,440,210	7,908,966

GRASS SEED.

Class.	Bushels.	Value.
Clover	1,025,816	\$6,925,122
Timothy	2,878,790	4,018,951
Alfalfa	263,328	2,051,840
Miller	588,270	491,566
Other	915,144	1,650,204
Total, 1899.....	6,671,348	15,137,683
Total, 1899.....	4,865,078	8,223,417

Leading states in the production of grass seed in 1909:

State.	Bushels.	Value.
Iowa	1,118,044	\$1,721,289
Illinois	1,289,966	1,719,420
Wisconsin	262,301	1,499,401
Minnesota	945,666	1,496,438
Ohio	288,605	1,352,136
Indiana	165,488	785,041

MINOR SEEDS (1909).

Sorghum cane seed—	Acres.	Bushels.	Value.
Colorado	704	9,147	\$5,799
Illinois	155	3,122	1,884
Kansas	53,706	656,522	404,329
Missouri	456	6,054	4,775
Nebraska	7,209	83,134	46,899
New Mexico.....	193	1,021	1,248
Oklahoma	4,250	30,435	23,079
Texas	5,483	38,683	50,255
Other states.....	341	5,589	6,054
Total	72,497	833,707	544,322
Mustard—			
California	1,964	*3,168,270	100,731
Sunflower—			
California	257	6,855	6,264
Illinois	3,969	49,004	44,539
Indiana	430	6,330	5,894
Other states.....	75	1,478	1,621
Total	4,731	63,677	58,318
Hemp seed—			
Kentucky	563	5,416	20,007
Chufas seed—			
Georgia	481	12,531	28,194
Broom corn seed—			
Illinois	30	1,011	5,050
New Mexico.....	184	583	1,627
Texas	702	1,216	3,404

	Acres.	Bushels.	Value.
Other states.....	155	4,023	4,671
Total.....	1,071	6,833	14,752
Tobacco seed—			
Pennsylvania.....		200	1,400
Other states.....	1	189	389
Total.....	1	389	1,789

*Pounds.

FLOWER AND VEGETABLE SEEDS.

The total value of flower and vegetable seeds raised in 1909 was \$1,411,013. The leading states in the production of such seeds were: California, \$594,724; Illinois, \$194,626; New York, \$72,991; New Jersey, \$53,300.

BROOM CORN.

State.	Acres.	Pounds.	Value.
Arkansas.....	332	106,576	\$3,198
California.....	1,023	614,250	32,509
Colorado.....	5,631	1,187,791	71,717
Illinois.....	32,452	19,309,425	1,457,172
Indiana.....	323	158,259	13,461
Iowa.....	156	75,370	6,670
Kansas.....	41,064	8,768,853	593,947
Kentucky.....	342	157,286	13,641
Missouri.....	5,339	1,774,536	115,243
Nebraska.....	458	157,146	11,116
New Mexico.....	4,470	644,392	33,492
Ohio.....	170	92,292	8,116
Oklahoma.....	216,350	42,741,725	2,559,235
Tennessee.....	1,348	347,064	27,733
Texas.....	9,448	2,365,490	140,533
Virginia.....	107	46,016	3,586
All other states.....	1,089	414,987	37,065
Total, 1909.....	326,102	78,959,958	5,134,434
Total, 1899.....	178,584	90,947,370	3,588,414

HEMP.

State.	Acres.	Bushels.	Value.
California.....	300	600,000	\$39,000
Illinois.....	395	395,467	21,755
Indiana.....	6,855	6,420,232	348,986
Kentucky.....	157	67,546	3,563
All other states.....			
Total, 1909.....	7,647	7,482,295	412,699
Total, 1899.....	16,042	11,750,630	456,338

HOPS.

State.	Acres.	Bushels.	Value.
California.....	8,391	11,994,953	\$1,731,110
New York.....	12,023	8,677,138	2,597,981
Oregon.....	21,770	16,582,562	2,838,860
Washington.....	2,433	3,432,504	665,493
Wisconsin.....	30	13,290	9,041
All other states.....	46	18,301	2,260
Total, 1909.....	41,693	40,718,748	7,844,745
Total, 1899.....	55,613	49,209,704	4,081,929

CHICORY.*

State.	Acres.	Bushels.	Value.
Michigan.....	5,584	19,204,000	\$70,020
All other states.....	5	80,000	440
Total, 1909.....	5,589	19,284,000	70,460
Total, 1899.....	3,069	21,495,870	73,627

*Roasted and pulverized root of herb of aster family; used as adulterant of coffee or substitute for it.

CHUFAS.*

State.	Acres.	Bushels.	Value.
Florida.....	1,072	21,500	\$43,470
North Carolina.....	376	6,880	10,529
All other states.....	264	3,881	8,392
Total, 1909.....	1,712	32,261	62,391
Total, 1899.....			16,734

*A sedge, the tuberous roots of which are edible.

GINSENG.*

State.	Acres.	Value.
Michigan.....	†	\$13,794
Missouri.....	†	21,868
New York.....	†	27,138
Ohio.....	†	16,639
Pennsylvania.....	†	15,291
Wisconsin.....	16	25,977
All other states.....	7	31,181
Total.....	23	151,888

*A herb of the genus aralia with a root having aromatic and stimulant qualities; exported to China. †Reported in small fractions.

State.	Acres.	Pounds.	Value.
Indiana.....	1,814	36,621	\$58,110
Michigan.....	6,360	121,169	194,391
All other states.....	21	301	499
Total, 1909.....	8,195	158,091	253,000
Total, 1899.....	8,591	187,427	143,618

TEASELS.*

State.	Acres.	Tons.	Value.
New York.....	110	61	\$10,766
All other states.....	52	17	3,000
Total, 1909.....	162	78	13,766

Not reported separately in 1899.

*Teasels or teazels are the burs or heads of a plant of the genus dipsacus; used in dressing cloth.

WILLOWS.

State.	Acres.	Tons.	Value.
Maryland.....	159	112	\$16,800
New York.....	405	667	19,038
All other states.....	97	78	8,337
Total, 1909.....	661	857	44,175
Total, 1899.....	521	...	36,523

PEANUTS.

State.	Acres.	Bushels.	Value.
Alabama.....	100,609	1,573,796	\$1,490,654
Arkansas.....	10,192	168,608	183,364
California.....	99	2,991	2,883
Florida.....	126,150	2,315,089	2,146,862
Georgia.....	160,317	2,569,787	2,440,926
Kansas.....	48	2,047	2,669
Louisiana.....	25,020	412,037	422,232
Mississippi.....	13,997	284,791	317,236
Missouri.....	130	3,220	4,040
New Mexico.....	126	1,375	2,177
North Carolina.....	195,134	5,980,919	5,368,826
Oklahoma.....	1,564	31,880	34,984
South Carolina.....	7,596	154,822	144,211
Tennessee.....	18,952	547,240	386,765
Texas.....	64,327	1,074,998	1,075,110
Virginia.....	145,213	4,234,340	4,239,832
All other states.....	413	7,876	9,152
Total.....	869,887	19,415,816	18,271,929
Total, 1899.....	516,654	11,964,109	7,270,515

ORCHARD FRUITS.

State.	Trees.	Bushels.	Value.
Alabama.....	1,468,436	888,396	\$620,745
Arizona.....	62,027	72,814	109,335
Arkansas.....	7,650,103	2,296,043	1,322,785
California.....	2,482,762	6,335,073	2,901,662
Colorado.....	1,688,425	3,559,094	3,405,442
Connecticut.....	798,734	1,540,996	833,163
Delaware.....	429,732	183,094	115,371
District of Columbia.....	1,654	2,952	2,162
Florida.....	8,180	3,405	3,849
Georgia.....	1,878,209	895,613	555,744
Idaho.....	1,005,668	659,959	610,504
Illinois.....	9,900,627	3,093,321	2,111,866
Indiana.....	5,764,821	2,759,134	1,720,811
Iowa.....	5,847,034	6,746,668	3,550,729
Kansas.....	6,929,673	1,356,438	807,865
Kentucky.....	5,538,267	7,368,499	3,066,776
Louisiana.....	93,304	33,875	28,744
Maine.....	3,476,616	3,636,181	2,121,816
Maryland.....	1,288,482	1,822,824	902,077
Massachusetts.....	1,367,379	2,550,259	1,780,290
Michigan.....	7,534,343	12,332,296	5,969,080
Minnesota.....	1,380,396	1,044,156	769,114
Mississippi.....	427,652	265,841	213,714
Missouri.....	14,359,673	9,968,977	4,885,544
Montana.....	696,753	567,054	566,938
Nebraska.....	2,937,178	3,321,073	1,612,765
Nevada.....	74,454	74,449	66,097
New Hampshire.....	1,240,885	1,108,424	637,990
New Jersey.....	1,053,626	1,406,778	956,108
New Mexico.....	542,528	417,143	420,536
New York.....	11,248,203	25,409,324	13,348,028
North Carolina.....	4,910,171	4,775,693	2,014,670
North Dakota.....	15,941	4,374	7,270
Ohio.....	8,504,886	4,663,752	2,970,851
Oklahoma.....	2,955,510	742,182	573,076
Oregon.....	2,029,913	1,930,926	1,656,944

State.	Trees.	Bushels.	Value.
Pennsylvania	8,000,456	11,048,456	5,557,577
Rhode Island	182,009	212,908	147,125
South Carolina	581,767	362,800	276,410
South Dakota	274,862	191,784	158,729
Tennessee	4,838,922	4,640,444	2,172,475
Texas	1,138,852	168,008	160,655
Utah	517,039	350,023	319,691
Vermont	1,183,529	1,459,689	752,337
Virginia	7,004,548	6,103,941	3,129,832
Washington	3,099,337	2,672,100	2,925,761
West Virginia	4,570,948	4,225,163	2,461,074
Wisconsin	2,430,232	2,232,112	1,896,681
Wyoming	27,773	17,836	37,580
United States.....	151,322,840	147,522,318	83,231,492
Production, 1899.....		175,397,600	
Trees not of bearing age in 1910.	42,266,243.		

PEACHES AND NECTARINES.

State.	Trees.	Bushels.	Value.
Alabama	3,177,331	1,416,584	\$1,055,971
Arizona	51,415	50,102	80,325
Arkansas	6,859,962	1,901,647	1,502,996
California	7,829,011	9,267,118	4,573,118
Colorado	793,372	692,258	764,561
Connecticut	461,711	269,990	417,598
Delaware	1,177,402	16,722	21,402
Florida	290,850	114,998	128,029
Georgia	10,609,119	2,555,499	2,182,613
Idaho	73,080	18,734	28,149
Illinois	2,860,120	1,122,570	999,516
Indiana	2,130,298	1,174,389	1,123,243
Iowa	1,090,749	23,180	24,950
Kansas	4,394,894	24,567	23,418
Kentucky	2,245,402	1,623,379	1,062,138
Louisiana	903,352	290,623	228,084
Maine	5,102	2,014	3,205
Maryland	1,497,724	324,609	361,617
Massachusetts	154,592	91,756	138,716
Michigan	2,907,170	1,686,586	1,700,330
Minnesota	1,571	599	659
Missouri	6,588,034	1,484,548	1,110,550
Mississippi	1,726,298	1,156,817	925,288
Montana	538	128	235
Nebraska	1,188,373	110,180	91,129
Nevada	6,329	3,218	4,500
New Hampshire	37,571	32,173	37,884
New Jersey	1,216,476	441,440	652,771
New Mexico	136,191	32,323	37,771
New York	2,457,187	1,736,482	2,014,688
North Carolina	2,661,791	1,344,410	1,041,767
North Dakota	90	35	71
Ohio	3,133,368	1,036,340	1,349,311
Oklahoma	4,783,825	357,644	326,315
Oregon	273,162	179,030	194,314
Pennsylvania	2,383,027	1,023,570	1,351,475
Rhode Island	39,342	17,704	30,609
South Carolina	1,336,142	643,040	557,303
South Dakota	1,815	148	167
Tennessee	3,163,737	1,059,019	1,059,379
Texas	9,737,827	729,631	703,649
Utah	544,314	143,237	156,451
Vermont	5,492	2,221	4,399
Virginia	1,585,505	243,446	227,141
Washington	536,875	84,994	118,918
West Virginia	1,424,582	328,901	368,584
Wisconsin	4,163	956	552
Wyoming	46	5	30
United States.....	94,506,657	35,470,276	28,781,078
Total in 1899.....	99,919,000	15,432,603	
Trees not of bearing age in 1910.	8,803,885.		

GRAPES.

State.	Vines.	Pounds.	Value.
Alabama	237,431	1,723,490	\$81,386
Arizona	131,579	837,842	25,371
Arkansas	805,921	2,593,727	97,385
California	144,097,670	1,979,686,525	10,846,812
Colorado	254,292	1,037,614	28,026
Connecticut	107,054	1,317,682	43,523
Delaware	260,963	1,938,267	43,967
District of Columbia	5,196	28,530	1,059
Florida	20,962	1,086,344	38,357
Georgia	277,658	2,767,366	99,216
Idaho	68,269	684,227	18,814
Illinois	2,170,340	16,582,785	426,468
Indiana	1,049,232	12,817,353	287,707

State.	Vines.	Pounds.	Value.
Iowa	1,983,465	11,708,326	330,078
Kansas	2,889,845	6,317,684	184,673
Kentucky	605,002	3,680,182	137,326
Louisiana	31,041	160,595	6,099
Maine	9,731	231,529	6,954
Maryland	138,801	2,152,382	53,282
Massachusetts	58,277	1,132,838	30,858
Michigan	11,013,576	120,695,997	1,531,057
Minnesota	61,916	293,805	11,021
Mississippi	77,012	760,563	44,262
Missouri	3,026,526	17,871,816	488,755
Montana	986	370	47
Nebraska	1,221,736	4,752,217	137,295
Nevada	26,607	376,205	12,045
New Hampshire	15,802	375,164	10,926
New Jersey	1,603,280	6,501,221	132,957
New Mexico	250,076	425,415	16,101
New York	31,802,097	253,006,361	3,961,677
North Carolina	411,278	15,116,290	336,083
North Dakota	379	360	14
Ohio	8,326,800	43,933,207	858,594
Oklahoma	2,388,213	3,762,727	122,045
Oregon	381,302	3,206,874	98,776
Pennsylvania	5,271,264	34,020,198	850,708
Rhode Island	7,662	152,937	9,759
South Carolina	79,708	2,016,506	88,620
South Dakota	38,647	144,634	4,789
Tennessee	338,758	1,979,480	85,423
Texas	712,201	1,802,618	78,325
Utah	204,445	1,476,363	28,126
Vermont	9,318	203,011	6,328
Virginia	424,701	4,108,694	156,266
Washington	322,007	1,704,005	51,412
West Virginia	284,074	3,224,751	92,834
Wisconsin	148,348	701,329	25,537
Wyoming	74	159	32
United States.....	223,701,522	2,571,065,205	22,027,961
Total, 1899.....		1,300,984,097	14,090,234
Vines not of bearing age in 1909.	59,928,644.		

APRICOTS.

State.	Trees.	Bushels.	Value.
Arizona	6,665	6,849	\$10,053
California	2,992,823	4,066,823	2,768,921
Colorado	16,841	11,403	15,658
Kansas	187,381	374	512
New York	16,050	9,805	14,490
Oklahoma	173,515	1,123	1,270
Oregon	10,656	4,616	7,727
Pennsylvania	10,363	2,502	4,497
Texas	66,533	1,839	2,364
Utah	28,978	12,047	12,037
Washington	36,088	10,789	17,280
All other states.....	124,191	22,093	29,310
United States.....	3,669,714	4,150,263	2,642,128
Production, 1899.....		2,642,128	

QUINCES.

State.	Trees.	Bushels.	Value.
California	76,979	32,638	\$26,266
Connecticut	9,826	4,627	7,027
Illinois	30,804	6,723	8,037
Indiana	56,827	17,873	22,431
Kentucky	29,893	11,537	11,757
Maryland	20,936	6,359	8,383
Massachusetts	7,484	2,863	5,754
Michigan	35,461	13,484	16,858
New Jersey	14,777	6,442	10,583
New York	169,031	132,451	135,345
Ohio	245,040	81,101	101,369
Oregon	8,102	5,354	5,140
Pennsylvania	176,840	62,350	102,431
West Virginia	50,708	13,163	18,676
All other states.....	221,682	31,707	37,186
United States.....	1,154,393	428,672	517,243
Production not reported separately in 1899.			

CHERRIES.

State.	Trees.	Bushels.	Value.
Alabama	25,566	3,588	\$4,783
Arizona	812	476	849
Arkansas	60,046	5,993	8,424
California	522,304	501,013	951,624
Colorado	203,806	88,937	173,895
Connecticut	12,119	3,617	8,164
Delaware	16,145	2,634	4,850
District of Columbia	435	235	568

State.	Trees.	Bushels.	Value.
Florida	666	374	448
Georgia	50,723	4,979	7,199
Idaho	61,881	22,609	41,766
Illinois	843,283	287,376	453,474
Indiana	815,742	363,993	508,516
Iowa	908,764	260,432	455,022
Kansas	661,267	34,409	76,734
Kentucky	212,118	52,163	74,340
Louisiana	975	527	921
Maine	14,288	2,403	7,164
Maryland	82,305	42,315	60,121
Massachusetts	13,396	4,761	10,843
Michigan	760,183	338,945	590,829
Minnesota	25,139	1,526	2,973
Mississippi	13,748	2,819	3,749
Missouri	622,332	123,314	222,510
Montana	19,938	7,497	17,985
Nebraska	494,468	89,873	164,872
Nevada	1,588	481	894
New Hampshire	9,463	1,403	4,133
New Jersey	102,124	44,636	87,225
New Mexico	21,925	6,384	10,684
New York	673,989	271,597	544,508
North Carolina	168,065	53,788	60,453
North Dakota	5,076	209	445
Ohio	1,144,271	338,644	657,406
Oklahoma	295,042	2,372	4,393
Oregon	223,456	181,089	269,934
Pennsylvania	1,075,031	475,093	909,975
South Carolina	60,274	10,987	15,880
South Dakota	51,613	5,924	12,981
Tennessee	201,830	36,303	60,294
Texas	29,439	1,062	663
Utah	79,775	21,402	54,170
Vermont	18,006	2,506	7,651
Virginia	352,783	132,671	134,428
Washington	241,038	131,392	278,547
West Virginia	332,429	79,723	111,043
Wisconsin	290,495	81,340	152,119
Wyoming	919	68	251

United States.....11,822,044 4,126,099 7,231,160
 Production in 1899.....2,873,499
 Trees not of bearing age in 1910, 5,621,660.

PLUMS AND PRUNES.

State.	Trees.	Bushels.	Value.
Alabama	211,991	61,712	\$45,039
Arizona	12,196	8,240	16,261
Arkansas	731,276	194,649	137,734
California	7,168,705	9,317,979	5,473,539
Colorado	143,921	81,539	81,354
Connecticut	30,209	13,663	19,419
Delaware	27,115	657	540
District of Columbia	104	10	24
Florida	39,921	16,250	18,976
Georgia	357,323	60,845	46,366
Idaho	302,855	179,027	132,804
Illinois	600,987	78,566	80,384
Indiana	566,988	77,065	89,073
Iowa	1,155,041	158,036	192,421
Kansas	624,648	12,250	14,001
Kentucky	355,858	139,346	102,446
Louisiana	149,929	31,473	24,641
Maine	43,576	14,637	31,954
Maryland	69,996	13,526	16,192
Massachusetts	41,345	17,814	28,253
Michigan	464,917	181,188	205,765
Minnesota	233,736	19,920	27,308
Mississippi	257,140	101,974	79,971
Missouri	917,851	234,872	211,472
Montana	21,140	8,777	11,642
Nebraska	351,321	41,910	50,934
Nevada	6,716	3,857	4,654
New Hampshire	23,152	7,542	14,039
New Jersey	46,547	9,594	13,476
New Mexico	51,257	15,528	17,054
New York	919,017	553,522	519,192
North Carolina	168,883	61,406	45,274
North Dakota	19,147	1,048	1,866
Ohio	1,001,734	215,657	278,505
Oklahoma	436,421	25,916	28,134
Oregon	1,764,896	1,747,587	838,783
Pennsylvania	744,148	295,158	396,005
Rhode Island	4,836	1,872	3,586
South Carolina	82,212	48,754	37,555
South Dakota	268,268	31,748	36,872
Tennessee	499,627	139,093	86,743

State.	Trees.	Bushels.	Value.
Texas	1,020,339	75,222	77,925
Utah	135,619	68,249	54,040
Vermont	32,920	7,205	12,927
Virginia	171,667	22,597	22,772
Washington	823,082	1,032,077	600,503
West Virginia	234,859	32,948	48,522
Wisconsin	105,909	15,907	20,944
Wyoming	4,564	659	1,842
United States.....	23,445,909	15,480,170	10,299,495
Production in 1899.....		8,764,032	
Trees not of bearing age in 1910, 6,923,581.			

PEARS.

State.	Trees.	Bushels.	Value.
Alabama	142,300	100,041	\$86,866
Arizona	16,351	13,289	21,331
Arkansas	221,764	37,547	38,140
California	1,410,906	1,928,097	1,660,963
Colorado	49,989	132,536	210,685
Connecticut	56,788	41,322	41,652
Delaware	449,692	105,357	52,022
District of Columbia	1,045	455	412
Florida	110,709	98,223	80,119
Georgia	262,982	149,667	134,604
Idaho	65,113	42,649	48,045
Illinois	786,344	249,365	202,965
Indiana	708,723	319,925	243,698
Iowa	191,125	44,449	58,777
Kansas	292,383	19,412	21,543
Kentucky	337,355	251,536	187,951
Louisiana	57,830	35,654	31,069
Maine	46,883	38,964	43,524
Maryland	540,583	367,359	168,561
Massachusetts	113,365	96,071	110,069
Michigan	1,136,151	666,023	535,771
Minnesota	2,792	400	465
Mississippi	118,556	101,288	96,777
Missouri	606,973	142,547	148,789
Montana	10,297	7,543	12,008
Nebraska	59,285	6,700	9,802
Nevada	3,946	4,083	5,119
New Hampshire	36,816	24,224	25,206
New Jersey	731,616	463,290	254,582
New Mexico	37,220	29,435	29,688
New York	2,141,596	1,343,089	1,418,218
North Carolina	243,367	84,019	81,347
North Dakota	24	8	15
Ohio	899,019	374,871	332,727
Oklahoma	207,271	7,450	9,248
Oregon	273,542	374,622	366,977
Pennsylvania	796,882	378,325	356,240
Rhode Island	16,907	12,501	14,577
South Carolina	105,251	65,680	67,685
South Dakota	1,844	162	447
Tennessee	233,407	83,557	78,448
Texas	558,478	110,967	114,279
Utah	79,355	38,654	44,365
Vermont	26,315	20,763	23,788
Virginia	457,177	74,486	63,424
Washington	290,676	310,804	328,895
West Virginia	154,908	29,916	32,101
Wisconsin	29,841	12,992	16,551
Wyoming	178	16	65

United States.....15,171,524 8,840,733 7,910,600
 Production in 1899.....6,625,417
 Trees not of bearing age in 1910, 8,803,885.

CITRUS FRUIT.

ORANGES.

State.	Trees.	Boxes.	Value.
Arizona	33,373	32,247	\$52,341
California	6,615,805	14,436,180	12,951,505
Florida	2,766,618	4,852,967	4,304,987
Louisiana	266,116	149,979	222,330
Mississippi	10,452	3,779	8,648
Texas	42,384	10,694	22,090
Total	9,737,927	19,487,481	17,566,464
Production, 1899.....		6,167,891	

LEMONS.

State.	Trees.	Boxes.	Value.
California	941,293	2,756,221	2,976,571
Florida	11,740	12,367	13,753
Total	956,920	2,770,313	2,993,738
Production, 1899.....		876,876	

GRAPEFRUIT (POMELOES).

State.	Trees.	Boxes.	Value.
California	43,424	122,515	143,180
Florida	656,213	1,061,537	1,907,816
Total	710,640	1,189,250	2,060,610
Production in 1899.....		30,790	

LIMES.			
State.	Trees.	Boxes.	Value.
Florida	45,369	11,302	12,457
Total	45,369	11,318	12,473
Production, 1899		22,839	
TANGERINES.			
California	3,637	3,581	4,188
Florida	23,234	34,871	64,082
Total	27,271	38,752	68,770
MANDARINS.			
Louisiana	6,875	3,340	5,945
Total	7,227	3,896	6,553
KUMQUATS.			
Florida	1,955	1,091	2,768
Total	1,988	1,112	2,826

NOTE—The totals in above tables are for the United States. Production of tangerines, mandarins and kumquats in 1899 not reported.

NONCITRUS TROPICAL AND SUBTROPICAL FRUITS.

FIGS.			
	Trees.	Pounds.	Value.
Alabama	52,731	1,773,126	\$80,960
Arkansas	4,174	80,707	5,953
California	269,001	22,990,353	260,153
Florida	12,784	474,287	20,866
Georgia	49,424	1,183,494	50,326
Louisiana	71,464	2,025,308	87,009
Mississippi	65,397	1,949,301	107,609
North Carolina	21,054	660,624	22,632
South Carolina	24,807	975,136	49,169
Texas	230,171	2,411,876	97,078
Virginia	10,136	234,057	9,652
All other states	10,497	302,126	12,383
Total	821,640	35,060,395	803,810
Production, 1899		12,994,834	
Trees not of bearing age in 1910		1,028,717.	
PINEAPPLES.			
	Plants.	Crates.	Value.
Florida	36,190,758	778,644	\$734,069
Total (U. S.)	36,191,389	778,651	734,090
Production, 1899		95,456	
Plants not of bearing age in 1910		2,602,813.	
OLIVES.			
	Trees.	Pounds.	Value.
Arizona	9,353	264,895	\$3,073
California	836,347	16,132,412	401,277
Total	846,175	16,405,493	404,574
Production, 1899		5,053,637	
Trees not of bearing age in 1910		123,784.	
BANANAS.			
	Trees.	Bunches.	Value.
Florida	22,032	10,048	\$5,638
Total	23,114	10,060	5,661
Trees not of bearing age in 1910		7,515.	
AVOCADO PEARS.			
	Trees.	Crates.	Value.
Florida	12,054	4,920	\$10,100
Trees not of bearing age in 1910		23,072.	
GUAVAS.			
	Trees.	Pounds.	Value.
California	7,031	95,053	\$4,018
Florida	8,293	258,709	7,604
Total	15,347	344,062	11,628
Production, 1899		1,677,165	
Trees not of bearing age in 1910		3,807.	
MANGOES.			
	Trees.	Boxes.	Value.
Florida	4,904	5,278	\$5,739
Trees not bearing in 1910		7,775.	
PERSIMMONS (JAPANESE).			
	Trees.	Bushels.	Value.
California	3,274	2,696	\$3,344
Florida	4,987	1,615	2,066
Texas	4,449	1,175	2,136
Total	16,491	6,793	9,087
Production in 1899		2,721	
Trees not of bearing age in 1910		17,176.	

LOQUATS.			
State.	Trees.	Boxes.	Value.
California	3,711	4,516	\$5,830
Total	3,791	4,541	5,880
Trees not of bearing age in 1910		1,011.	

POMEGRANATES.			
	Trees.	Pounds.	Value.
Alabama	1,672	19,090	\$617
Arizona	776	23,360	477
California	1,771	30,075	968
Georgia	1,308	27,365	920
Nevada	2,887	45,550	915
Total	8,933	152,825	4,203
Trees not of bearing age in 1910		9,275.	

DATES.			
	Trees.	Boxes.	Value.
Total	4,551	9,947	\$533
Trees not of bearing age in 1910		22,269.	

SMALL FRUITS.

ACREAGE, PRODUCTION AND VALUE.			
	Acres.	Quarts.	Value.
Alabama	1,232	1,907,193	\$165,386
Arizona	76	112,190	12,987
Arkansas	8,032	8,965,572	601,722
California	9,687	26,824,120	1,789,214
Colorado	2,829	4,294,988	398,836
Connecticut	1,597	3,823,522	316,752
Delaware	8,867	14,425,209	649,732
District of Columbia	12	24,109	1,875
Florida	1,356	2,396,573	302,383
Georgia	988	1,262,155	111,754
Idaho	1,673	2,071,141	201,525
Illinois	11,723	13,602,676	1,109,747
Indiana	5,919	7,424,831	612,725
Iowa	7,211	10,344,052	966,894
Kansas	5,400	5,477,274	454,200
Kentucky	4,587	4,972,702	357,597
Louisiana	3,387	6,420,207	486,988
Maine	1,260	2,285,415	233,124
Maryland	16,595	26,277,054	1,227,548
Massachusetts	9,552	29,260,143	1,676,790
Michigan	21,419	27,214,659	2,028,865
Minnesota	3,738	4,476,575	483,406
Mississippi	836	1,407,301	107,171
Missouri	17,009	23,696,221	1,761,409
Montana	562	766,791	85,586
Nebraska	1,411	1,594,421	159,169
Nevada	37	50,287	5,683
New Hampshire	618	998,244	107,365
New Jersey	24,069	38,822,987	1,954,123
New Mexico	66	76,532	9,335
New York	22,496	37,857,829	2,875,495
North Carolina	6,701	12,827,427	853,076
North Dakota	399	285,696	39,641
Ohio	11,591	15,721,023	1,296,343
Oklahoma	2,745	2,310,367	202,291
Oregon	5,122	9,348,490	641,194
Pennsylvania	8,678	13,620,407	1,175,016
Rhode Island	281	437,560	43,033
South Carolina	856	1,408,099	113,254
South Dakota	419	401,295	47,263
Tennessee	12,539	13,895,493	923,613
Texas	5,053	6,182,742	480,331
Utah	1,416	3,118,395	217,327
Vermont	469	826,122	92,030
Virginia	7,295	11,342,980	671,843
Washington	5,508	13,490,930	941,415
West Virginia	2,913	2,336,562	191,002
Wisconsin	6,305	9,782,779	765,437
Wyoming	106	96,883	13,984
United States	272,460	426,565,863	29,974,481
Total, 1899	309,770	463,218,612	25,029,757

SMALL FRUITS BY CLASSES.			
Strawberries	143,045	254,702,035	\$17,913,826
Blackberries, dewberries	49,004	55,343,570	3,909,831
Raspberries, loganberries	48,668	60,918,196	5,132,277
Currants	7,862	10,448,532	790,431
Gooseberries	4,765	5,282,843	417,034
Cranberries	18,421	38,243,060	1,755,613
All other	685	627,627	55,369
Total	272,460	426,565,863	29,974,481

SMALL FRUIT ACREAGE BY STATES (1909).

The states having the largest acreage devoted to the principal classes of small fruits are as follows:

State.	Acres.	State.	Acres.
Strawberries—		Michigan	8,786
Maryland	14,292	Ohio	3,869
Tennessee	10,761	Pennsylvania	2,594
Missouri	9,048		
New Jersey	8,684	Currents—	
Michigan	8,051	New York	2,557
Arkansas	7,361	Michigan	609
Delaware	7,194	Pennsylvania	558
Virginia	6,606	California	407
New York	6,332	Ohio	359
North Carolina	5,420	Wisconsin	298
Illinois	5,410	Iowa	253
Blackberries and dewberries—		Illinois	252
Missouri	5,975	Gooseberries—	
New Jersey	4,332	Illinois	603
Illinois	3,503	Missouri	555
Michigan	2,973	Indiana	274
Texas	2,773	New York	259
Kansas	2,632	Ohio	226
California	2,576		
Ohio	2,425	Cranberries—	
Iowa	2,279	New Jersey	9,030
Raspberries and loganberries—		Massachusetts	6,577
New York	11,057	Wisconsin	1,689
		New York	277
		Michigan	201

NUTS—PRODUCTION AND VALUE.

TOTAL BY STATES.

State.	Pounds.	Value.
Alabama	439,382	\$37,986
Arizona	35,834	4,435
Arkansas	787,854	27,513
California	28,378,115	2,959,845
Connecticut	137,987	5,102
Florida	382,535	47,456
Georgia	845,553	61,106
Illinois	714,478	20,550
Indiana	439,644	7,344
Iowa	1,721,265	36,922
Kansas	402,714	7,625
Kentucky	946,428	17,231
Louisiana	796,925	73,169
Maryland	318,148	5,687
Massachusetts	134,920	3,671
Michigan	961,137	18,956
Mississippi	866,504	10,855
Missouri	2,823,368	39,746
Nebraska	384,325	8,906
New Hampshire	274,521	3,684
New Jersey	249,628	7,116
New York	2,773,858	74,420
North Carolina	1,244,629	28,535
Ohio	559,093	11,691
Oklahoma	1,019,238	62,168
Oregon	177,632	13,208
Pennsylvania	3,795,804	90,447
South Carolina	376,013	26,883
Tennessee	753,570	14,041
Texas	5,945,932	562,542
Virginia	841,572	22,161
West Virginia	974,312	16,049
Wisconsin	609,428	18,196
All other states	1,205,666	22,373
Total, 1909	62,328,010	4,447,674
Total, 1899	40,028,825	1,949,931

ALMONDS.

State.	Trees.	Pounds.	Value.
Arizona	6,639	33,759	\$4,193
California	1,166,730	6,692,513	700,304
All other states	14,593	67,267	7,473
Total	1,187,962	6,793,539	711,970
Production, 1899		7,142,710	
Trees not of bearing age in 1910		339,575	

WALNUTS (PERSIAN OR ENGLISH).

State.	Trees.	Pounds.	Value.
California	853,237	21,432,266	\$2,247,193
Mississippi	2,705	66,492	6,949
Oregon	9,526	79,060	8,288

State.	Trees.	Pounds.	Value.
All other states	48,802	448,706	34,906
Total	914,270	22,026,524	2,297,336
Production, 1899		10,668,065	
Trees not of bearing age in 1910		806,413	

PECANS.

State.	Trees.	Pounds.	Value.
Alabama	44,683	228,341	\$60,670
Arkansas	13,958	249,955	86,050
Florida	42,512	307,632	46,800
Georgia	75,513	354,046	47,845
Illinois	28,330	107,069	10,301
Louisiana	68,527	723,573	70,635
Mississippi	60,524	637,293	79,936
Missouri	48,822	147,420	10,467
North Carolina	8,766	74,361	8,194
Oklahoma	96,766	894,172	59,481
South Carolina	33,366	159,823	20,442
Texas	1,087,619	5,832,307	556,203
All other states	44,019	174,212	15,987
Total	1,619,521	9,890,769	971,596
Production in 1899		3,206,850	
Trees not of bearing age in 1910		1,685,066	

VEGETABLES.

POTATOES.

(See crops of 1912.)

SWEET POTATOES AND YAMS.

State.	Acres.	Bushels.	Value.
Alabama	66,613	3,457,386	\$3,578,710
Arkansas	22,338	1,685,308	1,939,669
California	5,111	572,814	355,624
Delaware	5,229	733,746	276,679
Florida	21,995	2,083,665	1,231,238
Georgia	84,038	7,426,131	4,349,806
Illinois	10,568	1,050,932	506,760
Indiana	1,561	178,300	139,886
Iowa	2,274	232,413	125,981
Kansas	4,883	558,021	373,432
Kentucky	11,832	1,326,245	839,454
Louisiana	56,953	4,251,086	2,357,729
Maryland	7,956	1,065,966	483,751
Mississippi	56,045	4,427,888	3,073,290
Missouri	7,938	876,234	567,413
Nebraska	279	28,500	28,121
New Jersey	22,504	3,156,499	1,527,074
North Carolina	84,740	8,493,283	4,339,297
Ohio	1,143	133,798	104,181
Oklahoma	5,056	359,451	350,553
Pennsylvania	1,306	128,770	104,434
South Carolina	48,878	4,319,926	2,606,606
Tennessee	26,216	2,504,490	1,625,056
Texas	42,010	2,730,833	2,197,799
Virginia	40,838	5,270,202	2,681,472
West Virginia	2,079	215,582	170,086
United States	641,255	59,222,070	35,429,176
Total, 1899	537,312	42,517,412	19,869,840

OTHER VEGETABLES.

(Excluding potatoes and sweet potatoes and yams.)

State.	Acres.	Value.
Alabama	69,468	\$5,379,577
Arizona	4,302	379,293
Arkansas	60,251	4,843,442
California	79,163	6,886,885
Colorado	32,422	2,349,634
Connecticut	16,250	1,965,635
Delaware	22,939	1,102,620
District of Columbia	964	167,376
Florida	57,600	6,314,313
Georgia	91,413	5,580,368
Idaho	10,029	1,007,667
Illinois	120,291	9,392,296
Indiana	114,267	7,498,024
Iowa	80,402	5,266,411
Kansas	48,757	2,963,733
Kentucky	115,007	8,287,497
Louisiana	38,221	3,000,864
Maine	25,283	2,153,003
Maryland	108,084	5,729,400
Massachusetts	37,220	6,189,857
Michigan	90,861	6,286,645
Minnesota	46,021	3,358,052

State.	Acres.	Value.
Mississippi	61,223	5,868,275
Missouri	129,570	8,268,281
Montana	7,300	928,906
Nebraska	36,164	2,118,393
Nevada	1,952	264,122
New Hampshire	8,855	1,071,551
New Jersey	86,227	7,566,493
New Mexico	8,219	567,154
New York	175,402	15,993,384
North Carolina	95,380	6,496,308
North Dakota	13,383	1,069,125
Ohio	123,461	11,393,791
Oklahoma	51,011	2,610,299
Oregon	23,129	2,448,917
Pennsylvania	94,111	10,013,920
Rhode Island	5,275	636,656
South Carolina	51,994	3,705,991
South Dakota	15,150	1,033,163
Tennessee	100,055	7,015,686
Texas	124,690	8,099,306
Utah	7,006	717,776
Vermont	8,548	872,183
Virginia	124,354	8,989,467
Washington	24,410	2,988,510
West Virginia	43,524	4,519,894
Wisconsin	70,123	4,593,865
Wyoming	2,933	332,120
United States	2,763,269	216,257,068
Total, 1899	2,162,130	120,281,811

SUGAR CROPS. SUGAR CANE.

	Acres.	Tons.	Value.
Alabama	27,211	226,634	\$1,157,166
Arkansas	3,330	19,868	152,298
Florida	142,928	142,517	1,089,698
Georgia	37,046	317,460	2,268,110
Louisiana	329,684	4,941,996	17,752,537
Mississippi	24,861	222,000	804,870
North Carolina	294	1,494	10,697
South Carolina	7,053	59,865	434,634
Texas	34,315	307,502	1,669,633
Other states	127	324	2,242
United States	476,849	6,240,260	26,415,952
Total, 1899	386,986	4,202,202	20,541,636

SORGHUM CANE.

	Acres.	Tons.	Value.
Alabama	17,819	72,388	\$450,263
Arizona	586	1,451	13,886
Arkansas	33,071	93,123	658,075
California	647	3,021	14,826
Colorado	3,169	7,161	43,520
Florida	379	2,173	10,113
Georgia	15,612	64,336	419,561
Illinois	15,039	90,287	496,114
Indiana	12,253	79,672	465,618
Iowa	6,225	29,957	173,259
Kansas	15,406	60,821	251,762
Kentucky	62,327	226,303	1,416,565
Louisiana	1,690	6,073	34,277
Michigan	416	2,765	18,595
Minnesota	1,709	13,253	83,966
Mississippi	17,851	55,359	343,417
Missouri	45,088	201,206	1,036,263
Nebraska	4,034	10,477	61,025
New Mexico	2,371	2,819	26,877
North Carolina	21,227	86,462	541,294
Ohio	4,709	18,644	180,543
Oklahoma	25,546	64,599	489,112
South Carolina	8,445	27,612	185,353
Tennessee	52,907	205,901	1,145,932
Texas	55,027	101,691	955,769
Utah	340	1,654	12,873
Virginia	8,288	41,449	228,224
West Virginia	8,607	48,094	300,218
Wisconsin	2,281	13,735	84,626
Other states	1,020	5,776	37,297
United States	444,089	1,647,262	10,174,457
Total, 1899	293,152	1,910,046	6,103,103

SUGAR BEETS.

	Acres.	Tons.	Value.
Arizona	4,442	49,630	\$236,997
California	78,957	845,191	4,320,532
Colorado	108,082	1,231,712	6,061,152

State.	Acres.	Tons.	Value.
Idaho	15,601	179,661	813,604
Illinois	1,181	14,981	77,732
Indiana	756	7,194	40,861
Iowa	1,051	7,117	35,024
Kansas	5,851	50,736	256,262
Michigan	78,779	707,639	4,014,123
Minnesota	2,238	24,140	118,625
Montana	8,804	109,434	546,832
Nebraska	4,191	59,874	180,247
New Mexico	55	233	1,492
New York	1,313	10,990	59,200
Ohio	7,036	63,696	319,667
Oregon	1,176	15,606	74,902
Utah	27,472	413,946	1,858,600
Washington	1,820	13,794	85,954
Wisconsin	12,379	127,526	667,185
Wyoming	1,207	13,418	61,398
Other states	1,701	6,333	50,335
United States	364,093	3,932,857	19,880,724
Total, 1899	110,170	793,353	3,223,240

MAPLE SUGAR AND SIRUP.

(Made in 1909.)

	Sugar, lbs.	Sirup, gals.	Value.
Connecticut	10,207	4,236	\$6,988
Illinois	5,366	18,492	23,502
Indiana	33,419	273,728	300,755
Iowa	6,173	8,596	11,495
Kentucky	10,697	3,547	6,681
Maine	15,388	43,971	52,137
Maryland	351,908	12,172	34,386
Massachusetts	156,952	53,091	77,559
Michigan	293,301	269,093	333,791
Minnesota	11,399	17,808	23,362
Missouri	11,638	9,389	12,950
New Hampshire	558,811	111,500	182,341
New York	3,160,300	993,242	1,240,684
Ohio	257,592	1,323,431	1,099,948
Pennsylvania	1,188,049	391,242	471,213
Vermont	7,726,817	409,953	1,086,933
Virginia	44,976	6,046	12,233
West Virginia	140,060	31,176	46,568
Wisconsin	27,199	124,117	150,038
All other states	49,954	1,588	4,945
Total, 1909	14,060,206	4,106,418	5,177,809
Total, 1899	11,928,770	2,056,611	2,636,711

FLOWERS AND PLANTS, NURSERY PRODUCTS AND FARM FOREST PRODUCTS.

The following table shows the value of flowers and plants and nursery products raised on farms and in florists' and nursery establishments and forest products on farms, including firewood, fencing material, logs, railroad ties, telegraph and telephone poles, etc.:

	Flowers and plants.	Nursery products.	Forest products.
Alabama	\$168,239	\$259,057	\$6,308,151
Arizona	11,177	4,535	45,312
Arkansas	153,421	198,579	6,914,262
California	1,388,513	2,212,788	2,949,732
Colorado	468,685	72,090	305,719
Connecticut	1,047,431	261,506	1,861,853
Delaware	71,429	39,057	346,062
District of Columbia	303,509	150	50
Florida	69,106	478,174	2,375,882
Georgia	271,427	366,433	8,938,390
Idaho	43,314	143,234	1,280,510
Illinois	3,694,801	822,284	3,325,259
Indiana	1,212,891	411,387	5,603,322
Iowa	657,393	845,912	3,649,032
Kansas	273,715	948,493	1,366,950
Kentucky	392,409	115,963	7,843,142
Louisiana	126,212	87,643	3,584,340
Maine	301,005	23,244	5,573,763
Maryland	597,001	456,900	2,349,045
Massachusetts	2,455,467	605,875	2,668,410
Michigan	1,143,764	642,774	7,911,901
Minnesota	602,935	863,014	5,181,508
Mississippi	100,321	74,946	6,602,942
Missouri	652,903	529,394	8,406,823
Montana	104,601	174,427	541,800
Nebraska	356,168	553,053	795,053
Nevada	1,620	493	42,748

State.	Flowers and plants.	Nursery products.	Forest products.
New Hampshire.....	236,144	11,897	3,610,178
New Jersey.....	2,857,709	681,814	758,515
New Mexico.....	31,121	9,182	253,822
New York.....	5,148,949	2,750,957	10,365,651
North Carolina.....	126,995	266,968	11,364,134
North Dakota.....	47,221	30,997	2,35,386
Ohio.....	2,384,830	860,350	5,761,941
Oklahoma.....	92,016	171,952	1,602,720
Oregon.....	268,833	783,020	2,889,991
Pennsylvania.....	3,803,418	922,569	7,986,599
Rhode Island.....	558,543	75,544	2,121,022
South Carolina.....	52,094	4,409	4,513,092

State.	Flowers and plants.	Nursery products.	Forest products.
Tennessee.....	344,579	697,703	8,510,710
Texas.....	474,360	1,253,110	8,925,662
Utah.....	81,116	188,648	6,730
Vermont.....	78,726	11,014	3,638,537
Virginia.....	362,488	159,992	10,118,851
Washington.....	518,226	526,681	3,754,293
West Virginia.....	78,377	79,268	4,004,484
Wisconsin.....	592,839	301,027	9,550,428
Wyoming.....	12,280	1,680	10,429,259
United States.....	34,872,329	21,050,822	195,306,283
Total, 1899.....	18,758,864	10,123,873	109,864,774

INTERNATIONAL TRADE IN AGRICULTURAL PRODUCTS (1911).

WHEAT.		Imports—	Barrels.
Exports—	Bushels.	Dutch E. Indies	800,000
Argentina.....	35,193,460	Egypt.....	1,813,225
Australia.....	55,147,840	Finland.....	1,123,140
Austria-Hung'y.....	15,160	France.....	155,405
Belgium.....	22,725,250	Germany.....	172,035
British India.....	52,603,245	Greece.....	14,490
Bulgaria.....	11,121,995	Jamaica.....	245,053
Canada.....	60,474,029	Japan.....	200,301
Chile.....	590,261	Martinique.....	55,229
Germany.....	11,390,400	Netherlands.....	2,241,574
Netherlands.....	46,170,743	Newfoundland..	384,928
Romania.....	67,658,882	Norway.....	645,282
Russia.....	144,795,697	Philippines.....	381,534
Serbia.....	3,366,243	Singapore.....	230,401
United States.....	32,668,615	Spain.....	668
Other countries.....	16,801,727	Sweden.....	79,102
Total.....	609,440,638	Switzerland.....	515,082
Imports—	Bushels.	Trinidad-T'obago	269,501
Austria-Hung'y.....	4,901,024	United Kingdom	5,681,535
Belgium.....	82,191,689	Other countries	2,502,102
Brazil.....	9,527,692	Total.....	23,144,553
Brit. S. Africa.....	2,918,816	CORN.	
Denmark.....	3,059,944	Exports—	Bushels.
France.....	78,755,778	Argentina.....	4,928,265
Germany.....	91,429,660	Austria-Hung'y.....	156,216
Greece.....	7,934,133	Belgium.....	8,846,390
Italy.....	43,300,144	Brit. S. Africa.....	3,821,161
Japan.....	2,019,164	Bulgaria.....	13,980,152
Mexico.....	3,988,730	Netherlands.....	5,939,283
Netherlands.....	58,569,827	Romania.....	23,419,157
Portugal.....	3,024,080	Russia.....	52,759,472
Spain.....	6,764,525	Serbia.....	4,627,040
Sweden.....	6,333,063	United States.....	63,533,483
Switzerland.....	16,142,122	Uruguay.....	192,359
Unit'd Kingdom.....	182,352,177	Other countries	5,465,000
Other countries.....	9,056,977	Total.....	187,738,981
Total.....	612,269,655	Imports—	Barrels.
Exports—	Barrels.	Austria-Hung'y.....	7,885,811
Argentina.....	1,332,726	Belgium.....	24,814,463
Australia.....	1,794,806	Brit. S. Africa.....	29,450
Austria-Hung'y.....	122,422	Canada.....	16,440,251
Belgium.....	750,100	Cuba.....	3,002,432
British India.....	581,064	Denmark.....	11,085,021
Bulgaria.....	755,907	Egypt.....	227,370
Canada.....	3,542,124	France.....	19,742,822
Chile.....	69,215	Germany.....	29,266,872
France.....	192,539	Italy.....	15,117,655
Germany.....	1,820,238	Mexico.....	8,907,181
Netherlands.....	190,584	Netherlands.....	25,743,031
Romania.....	455,462	Norway.....	1,019,181
Russia.....	1,354,580	Portugal.....	518,042
Serbia.....	80,184	Russia.....	338,870
Sweden.....	802,259	Spain.....	5,684,772
United States.....	11,258,030	Switzerland.....	459,755
Other countries.....	1,794,535	United Kingdom	77,449,105
Total.....	26,896,764	Other countries	3,162,000
Imports—	Barrels.	Total.....	253,953,274
Belgium.....	47,400	COTTON.	
Brazil.....	1,645,630	Exports—	*Bales.
British Guiana.....	176,319	Belgium.....	255,114
Brit. S. Africa.....	722,421	Brazil.....	67,554
Canary Islands.....	106,963	British India.....	1,738,922
China.....	1,485,063	China.....	244,838
Cuba.....	852,876	Egypt.....	1,372,654
Denmark.....	599,172	France.....	320,974

Exports—	*Bales.	Exports—	Pounds.
British India.....	159,808,768	Germany.....	186,465
Canada.....	36,945,700	Netherlands.....	136,976
China.....	147,064,800	Persia.....	120,031
Denmark.....	16,212,849	Peru.....	65,059
Egypt.....	187,772,596	United States.....	8,919,524
France.....	465,864,608	Other countries	145,000
Germany.....	514,889,220	Total.....	13,581,111
Italy.....	41,310,271	Imports—	Bushels.
Mexico.....	59,839,434	Austria-Hung'y.....	907,223
Netherlands.....	210,956,236	Belgium.....	582,567
Russia.....	1,452,290,914	Canada.....	156,912
Un. Kingdom.....	46,336,640	France.....	1,469,108
Un. States.....	1,638,536,925	Germany.....	2,179,585
Other count's.....	60,243,000	Italy.....	875,714
Total.....	5,444,961,873	Japan.....	1,124,703
Imports—	Bushels.	Mexico.....	10,750
Austria-Hung.....	48,057,855	Netherlands.....	270,358
Belgium.....	529,596,468	Russia.....	935,248
Canada.....	6,662,000	Spain.....	417,014
Denmark.....	948,132,542	Sweden.....	92,297
Dut. E. Indies.....	2,229,624	Switzerland.....	112,749
Finland.....	25,587,518	United Kingdom	4,008,175
France.....	214,795,275	United States.....	211,716
Germany.....	1,668,379,551	Other countries	296,000
Italy.....	11,872,432	Total.....	13,650,118
Japan.....	195,154,267	*500 pounds gross.	
Netherlands.....	643,155,253	COTTON SEED OIL.	
Norway.....	63,452,511	Exports—	Gallons.
Sweden.....	357,199,203	Belgium.....	1,041,514
Switzerland.....	88,450,257	Egypt.....	488,139
Un. Kingdom.....	754,779,200	France.....	186,215
Other count's.....	30,021,000	Netherlands.....	43,367
Total.....	5,687,524,456	United Kingdom	6,781,525
UNMANUFACTURED TOBACCO.		United States.....	43,003,806
Exports—	Bales.	Other countries	51,600
Aden.....	5,939,803	Total.....	51,595,366
Algeria.....	13,426,455	Imports—	Bales.
Austria-Hung'y.....	24,072,689	Algeria.....	128,128
Brazil.....	40,761,118	Australia.....	118,973
British India.....	34,560,174	Austria-Hung'y.....	15,285
Bulgaria.....	4,812,382	Belgium.....	2,336,776
Ceylon.....	4,997,520	Brazil.....	669,888
Cuba.....	34,822,228	Canada.....	1,829,949
Dut. E. Indies.....	170,226,297	Egypt.....	185,820
Greece.....	18,629,114	France.....	2,728,942
Mexico.....	1,231,928	Germany.....	6,391,018
Netherlands.....	3,712,177	Italy.....	3,598,760
Paraguay.....	11,282,772	Malta.....	234,289
Persia.....	4,555,765	Martinique.....	324,217
Philippines.....	27,656,358	Mexico.....	3,692,532
Russia.....	22,940,226	Netherlands.....	3,543,667
Santo Domingo.....	30,451,476	Norway.....	1,491,788
Turkey.....	77,800,000	Romania.....	301,594
United States.....	370,283,512	Senegal.....	402,247
Other countries.....	26,833,000	Serbia.....	396,413
Total.....	928,095,994	Sweden.....	680,306
Imports—	Bales.	United Kingdom	7,260,939
Aden.....	8,988,786	Uruguay.....	382,332
Argentina.....	14,046,649	Other countries	3,530,000
Australia.....	14,900,520	Total.....	40,344,863
Austria-Hung'y.....	50,428,902	OIL CAKE AND MEAL.	
Belgium.....	20,694,712	Exports—	Pounds.
British India.....	5,196,380	Argentina.....	44,534,296
Canada.....	17,814,612	Austria-Hung.....	158,739,137
China.....	13,026,400	Belgium.....	174,256,679

Imports—	Pounds.
Denmark	10,674,012
Egypt	19,007,722
Finland	9,376,890
France	61,189,114
Germany	162,019,581
Italy	43,459,941
Netherlands	57,265,903
Norway	3,730,800
Portugal	5,701,360
South'n Nigeria	5,060,750
Spain	48,931,123
Sweden	10,064,186
Switzerland	18,154,220
United kingdom	91,236,859
United States... ..	52,901,433
Other countries	42,504,000
Total	786,364,795

RICE.

Exports—	Pounds.
Belgium	100,314,577
British India	5,783,915,236
Dut. E. Ind.	133,178,832
France	66,625,432
Fr. In-China	2,603,117,237
Germany	456,659,086
Netherlands... ..	476,776,051
Penang	334,457,652
Siam	1,365,349,405
Singapore	808,021,088
Other count's	825,394,000
Total	12,953,808,596

Imports—	Pounds.
Austria-Hung.	201,771,360
Belgium	177,040,647
Brazil	23,813,514
British India	344,818,143
Ceylon	820,668,266
China	707,040,667
Cuba	255,748,276
Dut. E. Ind.	1,346,967,283
Egypt	84,841,328
France	539,668,144
Germany	923,694,301
Japan	573,188,667
Mauritius... ..	151,761,344
Netherlands... ..	738,228,176
Penang	422,610,271
Perak	167,793,146
Philippines... ..	404,929,261
Russia	258,371,629
Selangor	137,780,822
Singapore	987,531,558
Un. kingdom... ..	682,871,840
Un. States... ..	185,846,041
Other count's	1,152,471,000
Total	11,289,456,684

HOPS.

Exports—	Pounds.
Austria-Hung'y	11,765,950
Belgium	8,958,288
France	398,812
Germany	16,744,378
Netherlands	1,153,907
New Zealand... ..	205,296
Russia	2,224,296
United kingdom	5,478,816
United States... ..	14,104,004
Other countries	60,000
Total	61,093,747

Imports—	Pounds.
Australia	906,902
Austria-Hung'y... ..	2,180,129
Belgium	8,822,752
British India	284,704
Brit. S. Africa... ..	541,184
Canada	1,271,365
Denmark	1,006,841
France	7,443,171
Germany	6,099,908
Netherlands	2,910,685
Russia	1,046,213

Imports—	Pounds.
Sweden	842,159
Switzerland	1,255,520
United kingdom	16,921,520
United States... ..	5,567,477
Other countries	3,821,000
Total	60,920,530

STUGAR.

Exports—	Pounds.
Argentina	149,792
Austria-Hung.	1,334,957,631
Bahados	61,570,886
Belgium	360,159,201
Brazil	79,824,820
Brit. Guiana... ..	222,584,992
British India	44,184,224
China	33,585,867
Cuba	3,865,742,384
Dut. E. Ind.	2,952,301,805
Egypt	23,816,750
Fiji islands... ..	163,147,376
France	293,646,106
Germany	1,890,045,688
Guadeloupe	94,505,201
Martinique	88,086,424
Mauritius... ..	522,816,784
Netherlands... ..	432,358,890
Peru	270,848,265
Philippines... ..	460,078,408
Reunion	73,854,810
Russia	1,000,127,942
S. Domingo... ..	193,498,948
Trinidad, To- bago	84,978,544
Un. kingdom... ..	64,010,688
Other count's	496,199,000
Total	15,107,080,816

Imports—	Pounds.
Argentina	114,596,100
Australia	74,537,344
Brit. India... ..	1,271,139,184
Br. S. Africa... ..	74,706,959
Canada	599,766,858
China	190,970,233
China	575,434,133
Denmark	25,478,121
Egypt	100,896,189
Finland	98,181,156
France	379,321,271
Italy	20,836,116
Japan	175,271,067
Netherlands... ..	204,365,296
New Zealand... ..	123,957,568
Norway	106,228,433
Persia	201,246,499
Portugal	72,565,350
Singapore	113,436,667
Switzerland... ..	230,862,405
Turkey	302,618,943
Un. kingdom... ..	3,718,859,760
Un. States... ..	4,134,206,343
Other count's	631,221,000
Uruguay	57,086,651
Total	13,597,789,716

TEA.

Exports—	Pounds.
British India... ..	265,022,376
Ceylon	186,594,055
China	194,552,800
Dutch E. Indies	38,468,956
Formosa	22,221,721
Japan	37,096,253
Singapore	2,116,533
Other countries	6,834,000
Total	752,896,694

Imports—	Pounds.
Argentina	3,672,050
Australia	34,759,385
Austria-Hung'y... ..	3,550,508
British India... ..	10,748,145
Brit. S. Africa... ..	5,434,164
Canada	33,424,715

Imports—	Pounds.
Chile	3,625,403
China	16,630,000
Dut. E. Indies... ..	6,276,629
France	2,962,101
Fr. Indo-China... ..	2,859,227
Germany	8,404,817
Netherlands... ..	11,466,387
New Zealand... ..	8,071,471
Persia	8,127,241
Russia	153,288,472
Singapore	5,244,533
Un. kingdom... ..	293,502,178
United States... ..	104,165,654
Other countries	37,448,000
Total	753,761,026

COFFEE.

Exports—	Pounds.
Belgium	28,112,984
Brazil	1,489,137,017
British India... ..	24,593,408
Colombia	90,000,000
Costa Rica... ..	27,868,693
Dut. E. Indies... ..	52,517,307
Guatemala... ..	90,000,000
Haiti	53,100,000
Jamaica	6,725,712
Mexico	48,285,376
Netherlands... ..	195,902,019
Nicaragua	26,942,720
Salvador	62,764,000
Singapore	3,964,533
United States... ..	36,383,953
Venezuela	97,658,703
Other count's	36,380,000
Total	2,370,316,425

Imports—	Pounds.
Argentina	24,481,677
Austria-Hung.	127,196,161
Belgium	93,176,925
Br. S. Africa... ..	24,954,103
Cuba	26,598,443
Denmark	32,207,663
Egypt	15,147,710
Finland	28,255,397
France	244,829,648
Germany	404,034,617
Italy	58,391,256
Netherlands... ..	289,272,720
Norway	29,431,108
Russia	25,219,302
Singapore	4,740,667
Spain	28,325,639
Sweden	71,844,764
Switzerland... ..	23,707,387
Un. kingdom... ..	28,028,656
United States... ..	800,208,533
Other count's	78,545,000
Total	2,458,597,536

ROBIN.

Exports—	Pounds.
Austria-Hung'y	1,988,109
Belgium	46,345,864
Germany	52,353,738
Greece	17,201,969
Netherlands... ..	62,976,231
Russia	47,317,266
Spain	19,508,814
United States... ..	676,323,200
Other countries	327,000
Total	924,342,190

Imports—	Pounds.
Argentina	30,674,099
Australia	15,064,336
Austria-Hung'y... ..	80,856,130
Belgium	79,432,311
Brazil	33,919,843
British India... ..	5,516,672
Canada	25,797,400
China	7,744,319
Cuba	3,199,188
Denmark	3,170,215

Imports—	Pounds.
Dut. E. Indies... ..	8,727,592
Finland	7,794,610
Germany	246,054,083
Italy	36,590,860
Japan	10,235,131
Netherlands... ..	78,441,824
Norway	6,537,212
Roumania	4,649,049
Russia	73,782,206
Servia	586,298
Spain	1,959,537
Switzerland... ..	4,988,569
Un. kingdom... ..	158,346,384
Uruguay	5,836,727
Other countries	13,206,000
Total	943,471,195

TURPENTINE.

Exports—	Gallons.
Belgium	2,156,527
France	3,126,215
Germany	419,701
Netherlands... ..	2,288,251
Russia	2,697,621
Spain	1,128,831
United States... ..	18,197,659
Other countries	714,000
Total	30,725,805

Imports—	Pounds.
Argentina	617,398
Australia	858,757
Austria-Hung'y... ..	2,517,868
Belgium	3,611,852
Canada	1,123,050
Chile	260,825
Germany	8,367,039
Italy	966,870
Netherlands... ..	3,475,256
New Zealand... ..	240,994
Russia	274,773
Sweden	130,928
Switzerland... ..	440,644
United kingdom... ..	7,154,407
Other countries	1,131,000
Total	31,171,301

RUBBER.

Exports—	Pounds.
Angola	5,200,000
Belgian Kongo... ..	7,494,461
Belgium	20,209,013
Bolivia	8,036,982
Brazil	78,371,605
Dut. E. Indies... ..	6,832,891
Ecuador	1,218,253
France	26,142,808
French Guinea... ..	4,226,236
French Kongo... ..	3,978,860
Germany	10,121,980
Gold Coast... ..	2,668,667
Ivory Coast... ..	3,023,878
Kamerun	15,571,222
Mexico	19,445,463
Netherlands... ..	7,045,533
Peru	5,842,014
Senegal	1,526,624
Singapore	3,756,000
South'n Nigeria... ..	2,164,286
Venezuela	897,411
Other countries	16,772,000
Total	250,546,187

Imports.	Pounds.
Austria-Hung'y	6,762,831
Belgium	24,657,000
Canada	3,700,061
France	39,711,019
Germany	44,002,493
Italy	5,334,912
Netherlands... ..	10,279,757
Russia	14,894,472
United kingdom... ..	37,487,632
United States... ..	82,851,725
Other countries	10,474,000
Total	280,156,202

WOOD PULP.		Exports—		Exports—		Exports—	
Exports—	Pounds.	France	Pounds.	Other countries	Pounds.	Spain	Pounds.
Austria-Hung.	218,780,756	Germany	31,517,623	Total	531,414,758	Turkey	24,757,321
Belgium	95,275,940	Italy	554,898	Imports—		United Kingdom	31,373,218
Canada	519,027,600	New Zealand	65,512,901	Algeria	6,182,360	Uruguay	103,565,404
Finland	251,911,906	Netherlands	33,867,344	Argentina	10,845,391	Other countries	42,046,000
Germany	378,484,183	Norway	3,879,125	Australia	318,891	Total	2,147,239,592
Norway	1,369,248,047	Russia	168,704,448	Austria-Hung'y	12,473,406	Imports—	
Russia	55,260,132	Sweden	48,888,522	Belgium	29,641,555	Austria-Hung'y	65,148,135
Sweden	1,868,461,199	United States	6,274,989	Brazil	3,241,214	Belgium	340,039,704
Switzerland	13,407,716	Other countries	4,299,000	Brit. S. Africa	5,039,056	British India	22,468,689
United States	18,988,131	Total	719,626,665	Cuba	4,807,741	Canada	6,876,984
Other count's	8,458,000	Imports—		Denmark	1,203,941	France	603,730,592
Total	4,797,303,612	Belgium	15,161,411	Egypt	8,927,907	Germany	468,711,629
Imports—		Brazil	4,944,999	France	49,422,723	Japan	8,323,399
Argentina	53,447,039	Brit. S. Africa	4,155,799	Germany	45,954,446	Netherlands	29,376,348
Austria-Hung.	16,710,207	Denmark	6,026,935	Italy	11,915,422	Russia	104,325,654
Belgium	301,781,340	Dut. E. Indies	4,278,796	Russia	4,008,810	Sweden	5,791,041
Denmark	104,576,524	Egypt	2,181,403	Spain	4,929,248	Switzerland	11,634,556
France	801,927,439	Finland	1,315,394	Switzerland	7,643,789	United Kingdom	568,230,493
Germany	137,682,561	France	19,938,182	United Kingdom	257,133,744	United States	155,922,510
Italy	175,641,805	Germany	123,619,418	United States	45,447,329	Other countries	53,914,000
Japan	71,020,549	Netherlands	6,038,929	Other countries	18,550,000	Total	2,444,493,631
Portugal	17,389,931	Russia	1,808,023	Total	527,686,523		
Russia	59,452,105	Sweden	343,029	WOOL.			
Spain	89,508,197	Switzerland	12,097,742	Exports—			
Sweden	11,568,127	Un. Kingdom	466,719,680	Algeria	15,314,254	1898	\$89,018,946
Switzerland	17,893,195	Other countries	29,508,000	Argentina	291,086,566	1899	792,811,733
Un. Kingdom	1,716,158,080	Total	698,137,740	Australia	710,674,149	1900	844,616,530
Un. States	1,124,650,568	CHEESE.		Belgium	235,209,810	1901	951,628,331
Other count's	65,864,000	Exports—		British India	62,143,913	1902	857,113,533
Total	4,765,281,667	Bulgaria	7,549,046	Br. S. Africa	153,289,110	1903	878,480,557
Butter.		Canada	169,179,147	Chile	23,204,822	1904	859,160,264
Exports—		France	28,620,779	China	47,275,467	1905	826,904,777
Argentina	3,076,813	Germany	2,178,806	France	81,886,560	1906	976,047,104
Australia	101,722,136	Italy	61,403,181	Germany	35,581,362	1907	1,054,405,416
Austria-Hung'y	4,512,816	Netherlands	113,607,416	Netherlands	21,432,125	1908	1,017,396,404
Belgium	3,345,134	New Zealand	49,187,488	New Zealand	175,981,629	1909	903,238,122
Canada	9,712,206	Russia	8,945,249	Persia	10,323,935	1910	871,158,425
Denmark	197,481,675	Switzerland	66,593,470	Peru	10,426,027	1911	1,030,794,402
Finland	27,229,718	United States	13,781,176	Russia	30,871,677	1912	1,048,433,768

*AGRICULTURAL EXPORTS BY YEARS.

1898	\$89,018,946
1899	792,811,733
1900	844,616,530
1901	951,628,331
1902	857,113,533
1903	878,480,557
1904	859,160,264
1905	826,904,777
1906	976,047,104
1907	1,054,405,416
1908	1,017,396,404
1909	903,238,122
1910	871,158,425
1911	1,030,794,402
1912	1,048,433,768

*From United States.

STATE PRISONS IN THE UNITED STATES.

Alabama—Wetumpka.	Massachusetts—Charlestown.	Rhode Island—Howard.
Alaska—Sitka (U. S. jail).	Bridgevater.	South Carolina—Columbia.
Arizona—Florence.	North Framingham (women).	South Dakota—Sioux Falls.
Arkansas—Little Rock.	Michigan—Jackson.	Tennessee—Nashville.
California—Folsom.	Marquette (branch).	Petros (branch).
San Quentin.	Minnesota—Stillwater.	Texas—Huntsville.
Colorado—Canon City.	Mississippi—Jackson (commis- sion).	Rusk.
Connecticut—Weathersfield.	Missouri—Jefferson City.	Utah—Salt Lake City.
Delaware—Wilmington (work- house).	Montana—Deer Lodge.	Vermont—Windsor.
District of Columbia—U. S. jail.	Nebraska—Lincoln.	Virginia—Richmond.
Florida—Tallahassee (commis- sion).	Nevada—Carson City.	Washington—Walla Walla.
Georgia—Atlanta (commisssion).	New Hampshire—Concord.	West Virginia—Moundsville.
Illinois—Joliet, Chester.	New Mexico—Santa Fe.	Wisconsin—Waupun.
Idaho—Boise.	New Jersey—Trenton.	Wyoming—Rawlins.
Indiana—Michigan City.	New York—Auburn.	
Indianapolis (women).	Dannemora (Clinton).	UNITED STATES PRISONS.
Iowa—Fort Madison, Anamosa.	Sing Sing (Ossining).	Atlanta, Ga.—Penitentiary.
Kansas—Lansing.	North Carolina—Raleigh.	Fort Leavenworth, Kas.—Peni- tentiary.
Kentucky—Frankfort.	North Dakota—Bismarck.	McNeil's Island, Wash.—Peniten- tiary.
Eddyville (branch).	Ohio—Columbus.	Mare Island, Cal.—Naval prison.
Louisiana—Baton Rouge.	Oklahoma—McAlester.	Boston, Mass.—Naval prison.
Maine—Thomaston.	Oregon—Salem.	Fortsmouth, N. H.—Naval prison.
Maryland—Baltimore.	Pennsylvania—Philadelphia.	
	Allegheny (Pittsburgh).	

DISTANCE OF VISIBILITY OF OBJECTS ON THE LAKES.

[From "List of Lights and Fog Signals" issued by the United States lighthouse board.]

Height, feet.	Dist., miles.	Height, feet.	Dist., miles.	Height, feet.	Dist., miles.	Height, feet.	Dist., miles.	Height, feet.	Dist., miles.
5	2.96	55	9.81	110	13.87	450	29.06	600	32.40
10	4.18	60	10.25	120	14.49	500	29.58	650	33.73
15	5.12	65	10.67	130	15.08	550	31.02	700	35.00
20	5.92	70	11.07	140	15.65			800	37.42
25	6.61	75	11.46	150	16.20			900	39.69
30	7.25	80	11.83	200	18.71			1,000	41.83
35	7.83	85	12.20	250	20.92				
40	8.37	90	12.55	300	22.91				
45	8.87	95	12.89	350	24.75				
50	9.35	100	13.23	400	26.46				

The distances of visibility given in the above table are those from which an object may be seen by an observer whose eye is at the lake level; in practice, therefore, it is necessary to add to these a distance of visibility corresponding to the height of the observer's eye above lake level.

MANUFACTURES IN THE UNITED STATES.

[Bureau of census report, 1912.]

COMPARATIVE SUMMARY, 1860-1910.

	1910.	1900.	1890.	1880.	1870.	1860.
Establishments.....	268,491	207,562	355,415	253,852	252,148	140,433
Capital.....	\$18,428,270,000	\$8,978,825,200	\$6,525,156,486	\$2,790,272,600	\$2,118,208,769	\$1,009,855,715
Salaried persons.....	790,267	364,202	461,009
Salaries.....	\$938,575,000	\$380,889,091	\$391,938,200
Wage earners*.....	6,615,046	4,715,023	4,251,613	2,732,586	2,053,996	1,311,246
Wages.....	\$3,427,038,000	\$2,002,735,739	\$1,891,223,321	\$947,953,795	\$775,584,343	\$378,878,936
General expenses.....	\$18,453,080,000	\$9,651,600,225	\$8,811,221,035
Cost of materials.....	\$12,141,791,000	\$6,577,614,074	\$5,162,044,076	\$3,396,823,549	\$2,488,427,242	\$1,031,005,902
Value of products†.....	\$30,672,052,000	\$11,411,121,122	\$9,372,437,283	\$5,369,573,191	\$4,232,325,442	\$1,885,961,676

*Average number. †Gross value at factory.

NOTE—The years are census years. The statistics are for the preceding calendar year in each case.

PER CENT INCREASE BY DECADES.

Decade.	Establishments.	Capital.	Wage earners.	Wages.	Ma- terials.	Products.	Value added.
1849-1859.....	14.1	89.4	37.0	60.0	85.8	85.0	84.1
1859-1869.....	79.6	67.8	56.6	63.8	93.0	79.5	63.3
1869-1879.....	0.7	64.7	33.0	52.8	90.6	74.5	41.4
1879-1889.....	40.0	133.8	55.6	99.5	52.0	74.5	113.4
1889-1899.....	44.1	50.4	24.8	22.7	42.3	38.7	34.3
1899-1909.....	29.4	105.3	40.4	70.6	84.6	81.2	76.6

RANK OF LEADING INDUSTRIES IN 1909.

According to value of products. †Per cent

Industry.	Rank.	Product.	Per cent increase
Slaughtering, packing.....	1	\$1,370,568,000	43.6
Foundries, machine shops.....	2	1,228,475,000	39.5
Lumber and timber.....	3	1,156,123,000	30.7
Iron and steel.....	4	855,723,000	46.3
Flour and grist mills.....	5	832,584,000	23.9
Printing and publishing.....	6	737,876,000	43.6
Cotton goods.....	7	628,392,000	39.5
Clothing, men's.....	8	568,077,000	39.7
Boots and shoes.....	9	512,798,000	43.4
Wool, worsteds, felt.....	10	435,973,000	36.5
Tobacco manufactures.....	11	416,695,000	25.8
Cars, etc., by steam roads*.....	12	405,601,000	30.9
Bread, bakery goods.....	13	396,865,000	47.2
Blast furnaces.....	14	391,429,000	68.8
Clothing, women's.....	15	384,752,000	55.4
Copper, smelting, refining.....	16	378,806,000	57.3
Malt liquors.....	17	374,730,000	25.6
Leather, tanning, etc.....	18	327,874,000	29.8
Sugar and molasses†.....	19	279,249,000	0.7
Butter, cheese, condensed milk	20	274,558,000	63.2
Paper and wood pulp.....	21	267,657,000	41.8
Automobiles.....	22	249,202,000	729.7
Furniture and refrigerators.....	23	239,887,000	34.9
Petroleum, refining.....	24	236,998,000	35.4
Electrical machinery.....	25	221,309,000	67.2
Liquors, distilled.....	26	204,699,000	55.9
Hosiery and knit goods.....	27	200,144,000	46.0
Copper, tin, sheet iron.....	28	199,824,000	66.6
Silk, silk goods.....	29	186,912,000	47.7
Lead, smelting, refining.....	30	167,406,000	9.9
Gas, illuminating, heating.....	31	166,814,000	33.3
Carriages, wagons.....	32	159,895,000	2.6
Canning, preserving.....	33	157,101,000	20.4
Brass, bronze products.....	34	149,889,000	46.5
Oil, cotton seed, cake.....	35	145,329,000	53.4
Agricultural implements.....	36	141,942,000	30.6
Medicines, drugs, etc.....	38	134,796,000	54.8
Confectionery.....	39	124,889,000	37.5
Paint and varnish.....	40	123,730,000	11.3
Cars for steam roads†.....	41	117,689,000	56.5
Chemicals.....	42	113,093,000	33.3
Marble and stone work.....	42	104,719,000	27.5
Leather goods.....	42	104,719,000	27.5

*Includes general shop construction and repairs by steam railroad companies. †Not including beet sugar. ‡Not including operations of railroad companies. §From 1904 to 1909.

NOTE—The increase in all industries combined from 1904 to 1909 was 39.7 per cent; that of all the minor industries not included in the foregoing table was 41.8 per cent in the same period. This is presumed to indicate a tendency toward diversification in manufacturing.

MANUFACTURES BY SPECIFIED INDUSTRIES

(1909.)

Industry.	Persons.*	Value Products.
Agricultural implements.....	60,229	146,329,000
Artificial flowers, plumes.....	11,583	23,981,000
Artificial stone.....	15,202	18,596,000
Artists' materials.....	865	2,340,000
Automobiles.....	85,359	249,202,000
Awnings, tents, sails.....	5,747	14,999,000
Axle grease.....	334	1,481,000
Babbitt metal, solder.....	1,491	19,768,000
Bags, not paper.....	8,838	54,882,000
Bags, paper.....	3,683	15,698,000
Baking powders, yeast.....	3,531	20,775,000
Baskets, willow ware.....	5,413	6,695,000
Beet sugar.....	8,389	48,122,000
Belting, hose, leather.....	4,370	23,692,000
Belting, horse rubber.....	7,304	24,709,000
Bicycles, motorcycles.....	5,017	10,699,000
Billiard tables.....	1,776	5,878,000
Blackening, polishing.....	4,407	14,679,000
Bling.....	545	1,074,000
Bone, carbon, lampblack.....	302	5,093,000
Boots and shoes.....	215,923	612,798,000
Boots, shoes, rubber.....	18,899	49,721,000
Boxes, cigar.....	6,852	8,491,000
Boxes, fancy, paper.....	43,568	54,450,000
Brass and bronze.....	45,441	149,989,000
Bread, bakery products.....	144,322	396,865,000
Brick and tile.....	95,764	92,776,000
Brooms, brushes.....	15,143	29,126,000
Butter, cheese, condensed milk.....	31,506	274,558,000
Butter, reworking.....	418	8,200,000
Buttons.....	18,004	22,708,000
Candles.....	649	3,130,000
Canning, preserving.....	71,972	157,101,000
Card cutting, designing.....	702	1,031,000
Carpets, not rag.....	34,706	71,188,000
Carpets, rag.....	2,688	2,568,000
Carriages, sleds, children's.....	5,769	8,805,000
Carriages, wagons.....	82,944	159,899,000
Cars, repairs, by R. R. Cos.....	301,273	405,601,000
Cars, etc., by street railways.....	23,689	31,962,000
Cars for steam railways.....	47,094	123,730,000
Cars for street railways.....	4,005	7,810,000
Cash registers, calculators.....	9,249	23,708,000
Cement.....	29,511	63,205,000
Charcoal.....	731	872,000
Chemicals.....	27,791	117,689,000
China decorating.....	436	786,000
Chocolate, cocoa.....	3,404	22,390,000
Clocks, watches.....	25,495	35,197,000
Cloth, sponging, finishing.....	1,167	1,544,000
Clothing, horse.....	1,830	4,135,000
Clothing, men's.....	271,437	568,077,000
Clothing, men's button holes.....	1,031	781,000
Clothing, women's.....	179,021	384,752,000
Coffee, spice.....	110,533,000	110,533,000
Coffins, etc.....	11,448	24,526,000
Coke.....	31,226	95,697,000
Confectionery.....	54,854	134,796,000
Copperage, etc.....	29,717	60,248,000
Copper, tin, sheet iron.....	86,934	199,824,000
Cordage, twine, etc.....	27,214	61,020,000
Cordials, sirups.....	1,638	9,662,000
Cork, cutting.....	3,376	5,940,000

Industry.	Persons.*	Value products.	Industry.	Persons.*	Value products.
Corsets	19,611	33,257,000	Looking glass frames.....	7,470	13,475,000
Cotton goods.....	387,771	628,392,000	Lumber products.....	784,989	1,156,129,000
Crucibles.....	398	1,849,000	Marble and stone work.....	2,237	38,252,000
Cutlery, tools.....	37,161	53,286,000	Matches.....	77,275	113,093,000
Barbers' materials.....	6,431	15,463,000	Mats and matting.....	4,320	11,353,000
Dentists' materials.....	1,982	10,836,000	Mattresses.....	1,040	2,432,000
Drug grinding.....	1,152	6,007,000	Millinery goods.....	14,109	35,753,000
Dyeing textiles.....	47,303	83,556,000	Mineral, soda waters.....	46,301	85,894,000
Dyestuffs, extracts.....	3,015	15,955,000	Mirrors.....	22,660	43,508,000
Electrical machinery.....	105,600	221,309,000	Models, patterns, not paper.....	3,509	9,571,000
Electroplating.....	3,558	4,510,000	Modeling pictures.....	5,450	8,868,000
Emery, abrasive wheels.....	2,446	6,711,000	Mucilage, paste.....	718	4,206,000
Enameling, japauning.....	2,418	3,316,000	Musical instruments.....	901	4,918,000
Engravers' materials.....	189	921,000	Musical inst., pianos, organs.....	2,269	3,228,000
Engraving, die sinking.....	1,782	2,250,000	Needles, pins, hooks, eyes.....	41,882	89,790,000
Engraving, wood.....	480	711,000	Oakum.....	4,978	6,694,000
Explosives.....	7,058	40,140,000	Oil, castor.....	129	338,000
Fancy articles.....	14,194	22,632,000	Oil, essential.....	70	905,000
Fertilizers.....	21,950	103,960,000	Oil, linseed.....	408	1,737,000
Files.....	4,521	5,691,000	Oil, not specified.....	1,753	36,739,000
Firearms, ammunition.....	16,042	34,112,000	Oilcloth, linoleum.....	3,144	30,865,000
Fire extinguishers, chemical.....	300	754,000	Oleomargarine.....	5,557	23,339,000
Fireworks.....	1,567	2,269,000	Optical goods.....	773	8,148,000
Flags, regalia, etc.....	4,522	8,114,000	Paint and varnish.....	7,809	11,735,000
Flavoring extracts.....	2,634	8,828,000	Paper, wood pulp.....	21,896	124,889,000
Flax, hemp, dressed.....	216	467,000	Paper goods.....	81,473	267,657,000
Flour, gristmill products.....	66,054	883,584,000	Paper patterns.....	22,285	55,171,000
Food preparations.....	20,965	125,331,000	Patent medicines, etc.....	1,755	2,611,000
Foundry, shop products.....	615,485	1,228,475,000	Paving materials.....	41,101	141,942,000
Foundry supplies.....	710	2,298,000	Peanuts, roasting, etc.....	1,731	6,929,000
Fuel, manufactured.....	112	311,000	Pencils, lead.....	2,177	9,737,000
Fur goods.....	16,152	55,938,000	Pens, fountain, gold.....	4,613	7,379,000
Furnishing goods, men's.....	43,335	87,710,000	Pens, steel.....	1,820	4,739,000
Furniture, refrigerators.....	144,140	239,886,000	Petroleum, refining.....	755	577,000
Furs, dressed.....	1,473	2,391,000	Photographs, graphophones.....	16,640	236,998,000
Galvanizing.....	1,689	7,338,000	Photographic goods.....	5,928	11,726,000
Gas, electric fixtures.....	2,868	45,877,000	Photo engraving.....	6,596	22,561,000
Gas, illuminating, heating.....	51,007	16,814,000	Pipes, tobacco.....	7,277	11,624,000
Glass.....	74,573	92,095,000	Pottery, terra cotta.....	3,090	5,312,000
Glass, ornamenting.....	11,990	16,101,000	Printing, publishing.....	61,922	76,119,000
Gloves, leather.....	12,950	23,631,000	Pulp goods.....	398,468	737,876,000
Glucose and starch.....	5,827	48,799,000	Pumps, not steam.....	882	1,733,000
Glue.....	3,840	13,718,000	Rice, cleaning.....	2,623	5,583,000
Gold, silver foil.....	1,553	2,630,000	Roofing materials.....	1,777	22,371,000
Gold, silver, refining.....	690	23,612,000	Rubber goods.....	3,530	19,204,000
Graphite, refining.....	262	1,140,000	Rules, ivory, wood.....	31,284	128,436,000
Grease and tallow.....	5,504	23,419,000	Safes, vaults.....	127	144,000
Grindstones.....	1,485	1,688,000	Salt.....	4,060	8,491,000
Haircloth.....	621	2,230,000	Sand, emery paper.....	5,580	11,328,000
Hair work.....	4,383	11,216,000	Saws.....	779	4,358,000
Hammocks.....	325	578,000	Scales, balances.....	5,757	11,536,000
Hand stamps, stencils.....	2,539	3,673,000	Screws, machine.....	4,275	8,786,000
Hat and cap materials.....	2,618	8,236,000	Screws, wood.....	1,863	3,014,000
Hats, caps, unspecified.....	7,609	13,689,000	Sewing machines.....	3,758	6,199,000
Hats, fur, felt.....	27,091	47,865,000	Shipbuilding.....	20,556	28,262,000
Hats, straw.....	9,704	21,424,000	Shoddy.....	44,949	73,360,000
Hones, whetstones.....	173	268,000	Shov cases.....	2,320	7,446,000
Horseshoes.....	360	1,015,000	Signs, advertising.....	3,943	7,167,000
Hosiery, knit goods.....	136,130	200,143,000	Silks, silk goods.....	7,277	13,546,000
Housefurnishing goods.....	5,916	18,509,000	Silver and plated ware.....	105,238	196,912,000
Ice, manufactured.....	21,107	49,953,000	Slaughtering, packing.....	18,774	42,229,000
Ink, printing.....	1,854	8,865,000	Smelting, refining, copper.....	108,716	1,370,568,000
Ink, writing.....	824	2,605,000	Smelting, refining, lead.....	16,832	378,806,000
Instruments, scientific.....	6,175	10,504,000	Smelting, refining, zinc.....	8,059	167,406,000
Iron, steel, blast furnaces.....	43,061	391,429,000	Smelting, refining, not from ore.....	7,156	34,206,000
Iron, steel, rolling mills.....	260,762	985,723,000	Soda water apparatus.....	2,596	28,072,000
Iron, steel, bolts, nuts, etc.....	12,395	24,485,000	Sporting goods.....	18,393	111,358,000
Iron, steel, doors, shutters.....	1,816	3,006,000	Springs, steel, car.....	2,399	6,656,000
Iron, steel forgings.....	9,193	20,293,000	Stationery goods.....	5,993	11,052,000
Iron, steel, nails, spikes.....	3,239	8,192,000	Statuary, art goods.....	3,573	9,005,000
Iron, steel pipe, wrought.....	7,309	30,886,000	Steam packing.....	7,938	16,647,000
Jewelry.....	36,932	80,350,000	Stereotyping, electrotyping.....	2,172	3,442,000
Jewelry cases.....	2,441	3,116,000	Stoves, furnaces.....	4,363	12,160,000
Kaolin, ground earths.....	2,351	4,681,000	Sugar, molasses (no beet).....	3,661	6,384,000
Labels, tags.....	2,880	4,470,000	Sulphuric, nitric, acids.....	4,921	78,249,000
Lapidary work.....	886	9,173,000	Surgical appliances.....	15,658	278,249,000
Lard, refined, not packers'.....	515	10,326,000	Tin plate, terneplate.....	2,582	9,884,000
Lasts.....	2,029	4,159,000	Tinfoil.....	5,805	12,399,000
Lead, bar, etc.....	1,044	9,145,000	Tobacco manufactures.....	5,846	47,970,000
Leather goods.....	43,525	104,719,000	Toys and games.....	762	3,419,000
Leather, tanned, etc.....	67,100	327,874,000	Turpentine, rosin.....	197,637	416,695,000
Lime.....	15,659	17,952,000	Typefoundry, printing materials.....	6,072	8,264,000
Liquors, distilled.....	8,328	204,699,000	Typewriters, supplies.....	44,524	25,295,000
Liquors, malt.....	66,725	374,730,000	Umbrellas, canes.....	2,597	4,704,000
Liquors, vinous.....	2,726	13,121,000	Upholstering materials.....	12,101	19,719,000
Locomotives, not made by rail-road companies.....	16,945	31,682,000		6,505	15,864,000

Industry.	Persons.*	Value products.	Industry.	Persons.*	Value products.
Vault lights, ventilators.....	453	957,000	Wirework, rope, cable.....	14,994	41,838,000
Vinegar and cider.....	3,073	8,448,000	Wood distillation.....	3,085	9,377,000
Wall paper.....	4,746	14,449,000	Wood carpet.....	221	490,000
Wall plaster.....	5,624	12,804,000	Wood preserving.....	2,375	14,099,000
Washing machines.....	2,294	5,825,000	Wood, turned, carved.....	16,243	22,199,000
Waste.....	2,129	11,398,000	Wool pulling.....	759	5,181,000
Wheelbarrows.....	775	1,625,000	Wool scouring.....	1,262	3,289,000
Whips.....	1,946	3,949,000	Woolen goods.....	175,176	435,979,000
Windmills.....	2,742	6,677,000	All other industries.....	132	390,000
Window shades.....	4,770	18,571,000	*Includes proprietors, salaried officials, clerks and wage earners.		
Wire.....	19,945	84,486,000			

PERSONS ENGAGED IN MANUFACTURING (1909).

Summary prepared by census bureau, 1912, showing distribution by class, sex and age.

Class.	Total.	Male.	Female.
Proprietors and firm members.....	273,265	263,265	9,992
Salaried officers of corporations.....	80,735	78,937	1,798
Superintendents and managers.....	133,173	130,304	2,869
Total proprietors and officials.....	487,173	472,914	14,259
Clerks.....	576,359	437,056	139,303
Wage earners (average number).....	6,615,046	5,252,293	1,362,753
Total all classes.....	7,678,578	6,162,263	1,516,315
Sixteen years of age and over.....	6,452,800	5,162,547	1,290,253
Under 16 years of age.....	162,246	89,746	72,500

OCCUPATIONAL STATUS BY LEADING INDUSTRIES (1909).

Industry.	Total.	Owners.*	Clerks.	Wage earners.
Agricultural implements.....	60,229	2,489	7,189	50,551
Automobiles.....	85,359	2,564	7,074	75,721
Boots and shoes.....	215,923	5,752	11,874	198,297
Brass and bronze products.....	45,441	2,160	2,663	40,618
Bread, bakery products.....	144,322	29,136	14,970	100,216
Butter, cheese, condensed milk.....	31,506	10,480	2,595	18,431
Canning and preserving.....	71,972	6,920	5,084	59,968
Carriages and wagons.....	82,944	8,844	4,172	69,928
Cars, shop construction, etc.....	301,273	6,974	12,125	282,174
Cars, steam railroad.....	47,094	1,041	2,967	43,086
Chemicals.....	27,791	1,086	2,991	23,714
Clothing, men's.....	271,437	12,041	19,700	239,696
Clothing, women's.....	179,021	9,281	15,997	153,743
Confectionery.....	54,854	3,362	6,854	44,638
Copper, tin, sheet iron.....	86,934	7,269	6,050	73,615
Cotton goods.....	387,771	4,461	4,430	378,880
Electrical machinery.....	105,600	4,121	14,223	87,256
Flour and grist mill products.....	66,054	18,763	7,838	39,453
Foundry, machine shop products.....	615,485	31,605	52,869	531,011
Furniture, refrigerators.....	144,140	7,281	8,407	128,452
Gas, illuminating, heating.....	51,007	2,986	10,806	37,215
Hosiery, knit goods.....	136,130	3,308	3,547	129,275
Iron and steel, blast furnaces.....	43,061	1,119	3,513	38,429
Steel works and rolling mills.....	260,762	4,286	16,400	240,076
Leather goods.....	43,535	4,208	4,409	34,907
Leather, tanned, curried, etc.....	67,100	2,331	2,567	62,202
Liquors, malt.....	8,323	1,111	787	6,430
Liquors, distilled.....	66,725	4,362	7,784	54,579
Lumber, timber.....	784,989	68,165	21,805	695,019
Marble and stone.....	77,275	8,453	3,219	65,603
Oil, cotton seed, cake.....	21,273	2,167	2,035	17,071
Paint and varnish.....	21,896	2,016	5,640	14,240
Paper and wood pulp.....	81,473	2,298	3,197	75,978
Patent medicines, etc.....	41,101	5,647	12,559	22,895
Petroleum, refining.....	16,640	671	2,040	13,929
Printing, publishing.....	388,466	49,332	80,700	258,434
Silk and silk goods.....	105,238	2,236	3,965	99,037
Slaughtering, packing.....	108,716	3,514	15,474	89,728
Smelting, refining, copper.....	16,832	275	929	15,628
Smelting, refining, lead.....	8,059	132	503	7,424
Sugar, molasses.....	15,658	789	1,343	13,526
Tobacco manufactures.....	197,637	21,012	9,815	166,810
Woolen, worsted, felt goods.....	175,176	3,192	3,262	168,722
All other industries.....	1,916,361	117,932	149,988	1,648,441
Total.....	7,678,578	487,173	576,359	6,615,046

*Includes salaried officers of corporations, superintendents and managers.

MANUFACTURES BY STATES (1909).

State.	Capital invested.	Gross value of product.	State.	Capital invested.	Gross value of product.
Alabama.....	\$173,180,000	\$145,962,000	Delaware.....	\$60,906,000	\$52,840,000
Arizona.....	32,873,000	50,257,000	District of Columbia.....	30,553,000	25,288,000
Arkansas.....	70,174,000	74,916,000	Florida.....	65,291,000	72,890,000
California.....	537,134,000	529,761,000	Georgia.....	202,778,000	202,863,000
Colorado.....	162,668,000	130,044,000	Idaho.....	32,477,000	22,400,000
Connecticut.....	517,546,000	490,272,000	Illinois.....	1,548,171,000	1,919,277,000

State.	Capital invested.	Gross value of product.	City.	Value of Rank in Wage product.	Rank in Wage product.	Value of Rank in Wage product.
Indiana	508,717,000	97,075,000	Philadelphia, Pa.	746,076,000	3	251,884
Iowa	171,219,000	259,238,000	St. Louis, Mo.	328,495,000	4	87,373
Kansas	156,090,000	325,104,000	Cleveland, O.	252,981,000	5	84,728
Kentucky	172,779,000	223,754,000	Detroit, Mich.	252,929,000	6	81,011
Louisiana	221,816,000	223,949,000	Pittsburgh, Pa.	243,454,000	7	87,474
Maine	202,260,000	176,029,000	Boston, Mass.	237,457,000	8	69,637
Maryland	251,227,000	315,669,000	Buffalo, N. Y.	218,804,000	9	51,412
Massachusetts	1,279,687,000	1,490,529,000	Milwaukee, Wis.	208,324,000	10	59,502
Michigan	583,947,000	685,109,000	Newark, N. J.	202,511,000	11	59,955
Minnesota	275,416,000	409,420,000	Cincinnati, O.	194,516,000	12	60,192
Mississippi	72,393,000	80,555,000	Baltimore, Md.	186,978,000	13	71,444
Missouri	444,343,000	574,111,000	Minneapolis, Minn.	165,405,000	14	26,962
Montana	44,588,000	73,272,000	Kansas City, Kas.	164,081,000	15	12,294
Nebraska	99,901,000	199,019,000	San Francisco, Cal.	133,041,000	16	28,244
Nevada	9,806,000	11,887,000	Jersey City, N. J.	128,775,000	17	25,545
New Hampshire	139,990,000	164,581,000	Indianapolis, Ind.	126,522,000	18	31,815
New Jersey	977,172,000	1,145,529,000	Providence, R. I.	120,241,000	19	46,381
New Mexico	7,743,000	7,898,000	Rochester, N. Y.	112,676,000	20	39,105
New York	2,779,497,000	3,369,490,000	Louisville, Ky.	101,284,000	21	27,023
North Carolina	217,185,000	216,656,000	South Omaha, Neb.	92,436,000	22	6,306
North Dakota	11,585,000	19,137,000	Youngstown, O.	81,271,000	23	10,498
Ohio	1,300,733,000	1,437,936,000	Lawrence, Mass.	79,993,000	24	30,542
Oklahoma	38,873,000	53,682,000	New Orleans, La.	78,794,000	25	17,186
Oregon	89,082,000	93,005,000	Worcester, Mass.	77,148,000	26	28,221
Pennsylvania	2,749,006,000	2,626,742,000	Bayonne, N. J.	73,641,000	27	7,519
Rhode Island	290,901,000	280,344,000	Akron, O.	73,158,000	28	15,831
South Carolina	173,221,000	113,236,000	Perth Amboy, N. J.	73,093,000	29	5,866
South Dakota	13,018,000	17,870,000	Lynn, Mass.	71,503,000	30	27,363
Tennessee	167,924,000	180,217,000	Paterson, N. J.	69,584,000	31	32,004
Texas	216,876,000	272,896,000	Los Angeles, Cal.	68,586,000	32	17,327
Utah	52,627,000	61,989,000	Bridgeport, Conn.	65,609,000	33	25,775
Vermont	73,470,000	68,310,000	Fall River, Mass.	64,146,000	34	37,139
Virginia	216,892,000	219,794,000	Peoria, Ill.	63,061,000	35	5,981
Washington	222,261,000	220,746,000	Toledo, O.	61,230,000	36	18,878
West Virginia	150,822,000	161,949,000	Omaha, Neb.	60,854,000	37	8,023
Wisconsin	605,657,000	590,305,000	Dayton, O.	60,378,000	38	21,549
Wyoming	6,195,000	6,249,000	Lowell, Mass.	60,271,000	39	32,575
			Yonkers, N. Y.	59,334,000	40	12,711
Total	18,428,270,000	20,672,052,000	St. Paul, Minn.	58,990,000	41	19,339
Total 1899	8,975,256,000	11,406,927,000	Kansas City, Mo.	54,704,000	42	14,643
Per cent increase	105.3	81.2	New Bedford, Mass.	53,238,000	43	26,566
			Denver, Col.	51,538,000	44	12,058
			Reading, Pa.	51,135,000	45	24,145
			New Haven, Conn.	51,071,000	46	23,547
			Seattle, Wash.	50,569,000	47	11,331
			Waterbury, Conn.	50,350,000	48	20,120
			Syracuse, N. Y.	49,435,000	49	18,148
			Camden, N. J.	49,138,000	50	16,527

MANUFACTURES IN FIFTY LEADING CITIES

City.	Value of Rank in Wage product.	Rank in Wage product.	Value of Rank in Wage product.
New York, N. Y.	\$2,029,693,000	1	554,002
Chicago, Ill.	1,281,171,000	2	293,977

MANUFACTURES IN CITIES OF 10,000 OR MORE INHABITANTS

State and city.	Value of product.	State and city.	Value of product.	State and city.	Value of product.
Alabama—Anniston	\$4,333,000	Columbus	8,552,000	Indiana—Anderson	13,765,000
Bessemer	6,106,000	Macon	10,703,000	East Chicago	5,483,000
Birmingham	24,128,000	Savannah	6,734,000	Elkhart	6,392,000
Mobile	5,429,000	Idaho—Boise	1,661,000	Ellwood	8,408,000
Montgomery	5,443,000	Illinois—Alton	10,096,000	Evansville	22,929,000
Arizona—Phoenix	1,467,000	Aurora	10,954,000	Fort Wayne	23,687,000
Tucson	2,037,000	Belleville	4,615,000	Hammond	15,580,000
Arkansas—Argenta	4,842,000	Bloomington	4,868,000	Kokomo	5,451,000
Fort Smith	3,739,000	Calro	4,440,000	Lafayette	5,542,000
Little Rock	4,690,000	Canton	2,942,000	Laporte	3,972,000
California—Berkeley	4,435,000	Champaign	846,000	Logansport	4,201,000
Fresno	11,090,000	Chicago Heights	10,339,000	Marion	4,442,000
Oakland	22,345,000	Cicero	10,461,000	Michigan City	8,290,000
Sacramento	13,977,000	Danville	3,351,000	Mishawaka	10,883,000
San Diego	4,741,000	Decatur	9,768,000	Muncie	9,684,000
San Jose	5,611,000	East St. Louis	18,258,000	New Albany	3,493,000
Stockton	11,849,000	Elgin	3,378,000	Richmond	10,374,000
Colorado—Pueblo	3,345,000	Evanson	7,879,000	South Bend	27,854,000
Connecticut—Ansonia	20,088,000	Freeport	7,871,000	Terre Haute	21,792,000
Danbury	10,318,000	Galesburg	2,919,000	Vincennes	4,224,000
Hartford	40,680,000	Jacksonville	2,299,000	Iowa—Burlington	8,443,000
Meriden	16,317,000	Joliet	38,817,000	Cedar Rapids	24,824,000
New Britain	22,021,000	Kankakee	2,723,000	Clinton	7,450,000
New London	4,483,000	LaSalle	5,308,000	Council Bluffs	3,769,000
Norwich	9,389,000	Lincoln	570,000	Davenport	18,802,000
Stamford	8,739,000	Mattoon	1,434,000	Des Moines	23,585,000
Willimantic	6,733,000	Moline	20,892,000	Dubuque	15,376,000
Delaware—Wilmington	38,069,000	Oak Park	1,118,000	Keokuk	7,399,000
District of Columbia	25,289,000	Peoria	63,061,000	Marshalltown	4,822,000
Florida—Jacksonville	6,722,000	Quincy	11,436,000	Muscateine	6,166,000
Key West	3,965,000	Rock Island	5,387,000	Ottumwa	14,838,000
Tampa	17,653,000	Rockford	22,266,000	Stout City	37,425,000
Georgia—Atlanta	33,038,000	Springfield	8,497,000	Waterloo	8,999,000
Augusta	10,456,000	Streator	2,137,000	Kansas—Atchison	4,405,000
		Waukegan	19,984,000	Coffeyville	4,752,000

State and city.	Value of product.	State and city.	Value of product.	State and city.	Value of product.
Hutchinson	3,614,000	Mississippi—Jackson	3,113,000	Canton	28,583,000
Leavenworth	4,875,000	Meridian	4,238,000	Chillicothe	4,345,000
Topeka	17,821,000	Vicksburg	2,229,000	Columbus	49,032,000
Wichita	22,564,000	Missouri—Hannibal	6,195,000	East Liverpool	6,629,000
Kentucky—Covington	8,712,000	Jefferson City	5,446,000	Elyria	8,065,000
Frankfort	3,083,000	Joplin	4,136,000	Hamilton	18,184,000
Henderson	2,932,000	St. Joseph	17,626,000	Ironton	7,118,000
Lexington	2,851,000	Sedalia	2,333,000	Lancaster	4,074,000
Newport	6,491,000	Springfield	5,232,000	Lima	7,754,000
Owensboro	3,505,000	Montana—Billings	1,243,000	Lorain	38,987,000
Paducah	4,967,000	Butte	2,464,000	Mansfield	8,183,000
Louisiana—Alexandria	1,279,000	Heiema	1,303,000	Marion	5,667,000
Lake Charles	2,251,000	Missoula	1,171,000	Massillon	4,788,000
Monroe	1,255,000	Nebraska—Grand Island	1,837,000	Middletown	16,517,000
Shreveport	3,643,000	Lincoln	7,010,000	Newark	7,851,000
Maize—Auburn	8,843,000	Nevada—Reno	1,862,000	Norwood	9,684,000
Augusta	4,662,000	New Hampshire—Berlin	5,995,000	Piqua	6,921,000
Bangor	3,346,000	Concord	6,477,000	Portsmouth	7,277,000
Biddeford	9,012,000	Dover	6,370,000	Sandusky	5,947,000
Lewiston	10,475,000	Keene	3,483,000	Springfield	19,246,000
Portland	11,950,000	Laconia	3,818,000	Steubenville	21,187,000
Waterville	3,179,000	Manchester	46,812,000	Warren	5,988,000
Maryland—Cumberland	4,595,000	Nashua	17,326,000	Youngstown	81,271,000
Frederick	2,911,000	New Jersey—Bloomfield	5,895,000	Zanesville	9,145,000
Hagerstown	3,197,000	Bridgetown	4,070,000	Oklahoma—Enid	2,443,000
Massachusetts—Adams	6,410,000	East Orange	3,725,000	Guthrie	1,458,000
Attleborough	15,160,000	Elizabeth	29,147,000	Muskogee	2,279,000
Beverly	8,653,000	Harrison	13,142,000	Oklahoma City	7,868,000
Brookton	45,972,000	Hoboken	20,413,000	Shawnee	2,081,000
Cambridge	44,227,000	Milville	4,132,000	Oregon—Portland	46,861,000
Chelsea	17,003,000	New Brunswick	10,005,000	Salem	2,208,000
Chicopee	19,219,000	Orange	9,176,000	Pennsylvania—	
Clinton	7,845,000	Passaic	9,176,000	Allentown	26,263,000
Everett	8,747,000	Phillipsburg	9,150,000	Altoona	16,763,000
Fitchburg	23,252,000	Plainfield	3,649,000	Beaver Falls	6,400,000
Framingham	6,917,000	Trenton	49,009,000	Braddock	5,094,000
Gardner	6,485,000	Union	7,941,000	Butler	11,058,000
Gloucester	7,753,000	West Hoboken	5,577,000	Chester	19,373,000
Haverhill	35,377,000	West New York	9,274,000	Columbia	4,807,000
Holyoke	40,097,000	New Mexico—Albuquerque	1,288,000	Easton	6,915,000
Leominster	10,531,000	New York—Albany	22,826,000	Erie	24,226,000
Malden	8,206,000	Amsterdam	22,449,000	Harrisburg	22,725,000
Marlboro	10,382,000	Auburn	15,961,000	Hazleton	4,707,000
Milford	4,442,000	Batavia	4,401,000	Johnstown	48,106,000
Newburyport	6,931,000	Binghamton	17,114,000	Lancaster	15,979,000
Newton	6,279,000	Cohoes	14,831,000	Lebanon	11,429,000
North Adams	10,315,000	Cortland	6,395,000	McKeesport	42,495,000
Northampton	6,999,000	Dunkirk	6,576,000	McKees Rocks	9,787,000
Peabody	15,549,000	Elmira	8,067,000	New Castle	38,038,000
Pittsfield	15,215,000	Fulton	7,867,000	Norristown	7,413,000
Plymouth	11,618,000	Geneva	5,154,000	Oil City	4,122,000
Quincy	10,505,000	Glens Falls	4,877,000	Phoenixville	5,876,000
Salem	14,576,000	Gloversville	14,171,000	Pottstown	12,505,000
Somerville	38,687,000	Hornell	3,648,000	Pottsville	9,138,000
Springfield	31,773,000	Hudson	3,506,000	Reading	51,135,000
Taunton	15,380,000	Jamestown	14,720,000	Scranton	26,385,000
Wakefield	5,527,000	Johnstown	6,574,000	Sharon	9,881,000
Waltham	7,814,000	Kingston	5,986,000	South Bethlehem	26,417,000
Watertown	11,546,000	Little Falls	8,460,000	Sunbury	4,450,000
Webster	11,296,000	Lockport	8,168,000	Warren	5,744,000
Westfield	7,362,000	Middletown	4,658,000	Washington	4,837,000
Weymouth	6,627,000	Newburgh	9,928,000	Wilkesbarre	13,526,000
Woburn	5,408,000	Niagara Falls	28,652,000	Williamsport	13,348,000
Michigan—Adrian	3,964,000	North Tonawanda	9,600,000	York	18,622,000
Alpena	3,964,000	Ogdensburg	4,943,000	Rhode Island—	
Battle Creek	20,174,000	Olean	10,005,000	Central Falls	5,471,000
Bay City	10,294,000	Oswego	10,413,000	Cranston	5,625,000
Flint	24,118,000	Peekskill	7,888,000	Cumberland	9,827,000
Grand Rapids	42,231,000	Port Chester	6,243,000	East Providence	7,146,000
Holland	4,622,000	Port Jervis	9,151,000	Pawtucket	37,696,000
Jackson	14,006,000	Rome	14,423,000	Warwick	10,589,000
Kalamazoo	17,904,000	Schenectady	38,165,000	Woonsocket	28,218,000
Lansing	16,567,000	Troy	37,980,000	S. Carolina—Charleston	6,951,000
Manistee	3,344,000	Utica	31,199,000	Columbia	5,872,000
Marquette	1,254,000	Watertown	8,527,000	Spartanburg	3,276,000
Menominee	3,728,000	N. Carolina—Asheville	3,250,000	South Dakota—Aberdeen	1,575,000
Muskegon	9,648,000	Charlotte	10,460,000	Sioux Falls	2,889,000
Pontiac	5,894,000	Durham	3,271,000	Tennessee—Chattanooga	16,036,000
Port Huron	3,588,000	Wilmington	3,205,000	Jackson	2,710,000
Saginaw	18,833,000	Winston	16,778,000	Knoxville	8,149,000
Sault Ste. Marie	4,619,000	North Dakota—Fargo	2,477,000	Memphis	30,043,000
Traverse City	2,289,000	Grand Forks	1,910,000	Nashville	29,650,000
Minnesota—Duluth	17,180,000	Ohio—Alliance	6,135,000	Texas—Austin	2,845,000
Mankato	3,723,000	Ashtabula	3,459,000	Beaumont	4,831,000
St. Cloud	2,299,000	Bellaire	10,091,000	Dallas	26,953,000
Stillwater	2,686,000	Cambridge	4,291,000	El Paso	3,637,000
Winoona	11,199,000			Fort Worth	8,661,000

State and city.	Value of product.	State and city.	Value of product.	State and city.	Value of product.
Galveston	6,308,000	Roanoke	7,261,000	Fond du Lac	8,227,000
Houston	23,015,000	Washington—Aberdeen	3,590,000	Green Bay	6,325,000
San Antonio	13,435,000	Bellingham	4,600,000	Janesville	5,156,000
Sherman	4,676,000	Everett	7,423,000	Kenosha	23,182,000
Utah—Ogden	3,713,000	North Yakima	2,175,000	LaCrosse	14,103,000
Salt Lake City	13,351,000	Spokane	18,880,000	Madison	5,467,000
Vermont—Barre	3,852,000	W. Virginia—Charleston	3,235,000	Manitowoc	5,939,000
Burlington	6,800,000	Huntington	6,511,000	Marquette	3,309,000
Rutland	2,680,000	Martinsburg	2,516,000	Oshkosh	14,739,000
Virginia—Alexandria	4,420,000	Parkersburg	5,499,000	Racine	24,673,000
Danville	5,389,000	Wheeling	27,077,000	Sheboygan	11,299,000
Lynchburg	10,188,000	Wisconsin—Appleton	6,673,000	Superior	6,574,000
Norfolk	10,341,000	Ashland	2,748,000	Wausau	6,287,000
Petersburg	8,896,000	Beloit	5,886,000	Wyoming—Cheyenne	1,577,000
Richmond	47,358,000	Eau Claire	5,855,000		

SPECIFIED INDUSTRIES IN DETAIL.

AGRICULTURAL IMPLEMENTS.

Establishments, 640; capital, \$256,281,086; persons employed, 60,229; wage earners, 50,551; wages, \$28,608,615; salaries, \$10,139,998; total expenses, \$117,940,357; cost of materials, \$60,306,519; value of products, \$146,329,268. Leading states in industry, according to value of products: Illinois, \$57,268,000; New York, \$14,971,000; Ohio, \$14,440,000; Indiana, \$13,670,000; Wisconsin, \$11,411,000; Michigan, \$9,273,000.

AUTOMOBILES AND PARTS.

Establishments, 743; persons engaged in industry, 85,359; wage earners, 75,721; capital, \$173,837,000; salaries, \$9,479,000; wages, \$48,694,000; cost of materials, \$131,646,000; value of products, \$249,202,000; automobiles turned out in 1909, 126,593. Michigan led in number and value of motor vehicles manufactured; Indiana was second and Ohio third in number of automobiles produced, but in value of output Ohio was second and Indiana third. Ohio led in manufacture of electric and steam automobiles.

BICYCLES AND MOTORCYCLES.

Establishments, 95; persons employed, 5,017; wage earners, 4,437; capital, \$9,780,000; wages, \$2,908,000; cost of materials, \$5,083,000; value of products, \$10,699,000. The number of bicycles made decreased from 1,182,691 in 1899 to 233,707 in 1909. The output of motorcycles increased from 160 in 1899 to 18,623 in 1909 with a total value of \$3,015,988 as compared with \$33,674 in 1899.

CARRIAGES AND WAGONS.

Establishments, 5,492; persons engaged in industry, \$2,944; wage earners, 69,928; capital, \$175,474,000; salaries, \$7,960,000; wages, \$37,595,000; cost of materials, \$81,951,000; value of products, \$159,893,000. In 1904 the number of establishments was 5,588 and persons engaged in the industry, 90,751. The advent of the automobile and motor truck has had a retarding influence on the industry. The value of the products increased only 2.6 per cent from 1904 to 1909. Ohio ranks first in the industry, with Indiana second and Illinois third.

DYESTUFFS AND EXTRACTS.

Establishments, 107; persons engaged in industry, 3,015; wage earners, 2,397; capital, \$17,935,000; wages, \$1,291,000; cost of materials, \$9,684,000; value of products, \$15,955,000. Leading states in industry and value of products: New York, \$4,505,310; New Jersey, \$3,130,214; Pennsylvania, \$2,345,251; Tennessee, \$1,313,020; Virginia, \$1,199,706. Important products and value:

Products.	Pounds.	Value.
Oak and chestnut extracts.....	287,908,285	\$6,061,162
Logwood extract	32,317,248	991,074
Hemlock extract	12,588,078	280,487
Artificial dyestuffs	12,267,399	3,462,436

ESSENTIAL OILS.

Establishments, 68; persons engaged in industry, 408; capital, \$1,365,438; expenses, \$1,522,171; value of products, \$1,737,234. Five leading states in industry: Michigan, New Jersey, Connecticut, New York, Pennsylvania. Connecticut is the chief producer of oil of black birch and witch-hazel ex-

tract; Michigan of oil of peppermint, spearmint, tanny and wormwood; New Jersey of oil of wintergreen, and Virginia of oil of sassafras.

EXPLOSIVES.

Establishments, 86; persons engaged in industry, 7,058; capital, \$50,167,976; value of products, \$40,139,661. New Jersey is the leading state in the industry. The total production of smokeless powder in 1909 was 6,315,167 pounds valued at \$4,292,984; gun cotton, 257,212 pounds valued at \$124,660; nitroglycerin, 20,977,317 pounds valued at \$1,542,317; dynamite and "permissible explosives" (for use in coal mines), 204,763,299 pounds valued at \$19,562,955; gunpowder and blasting powder, 246,339,875 pounds valued at \$11,344,692.

FERTILIZERS.

Establishments, 550; capital, \$121,537,451; persons engaged in industry, 21,950; fertilizers made, 5,240,164 tons valued at \$92,369,631. Georgia was the leading state in the industry, Maryland second and Florida third. Important materials used: Animal and vegetable ammoniates, phosphate rock, potash salts, nitrate of soda, ammonium sulphates, sulphuric acid, fish and pyrites.

FLOUR AND GRISTMILL PRODUCTS.

Establishments, 11,691; persons engaged in industry, 66,054; wage earners, 39,453; capital, \$349,152,000; wages, \$21,517,000; salaries, \$12,517,000; cost of materials, \$767,576,000; value of products, \$883,584,000. Minnesota is the most important state in the industry. In 1909, 104,042,999 bushels of wheat and 12,340,167 bushels of other grains were used in the merchant mills of that state, and 22,737,404 barrels of flour were produced. New York in 1909 used 30,073,407 bushels of wheat and 40,271,986 bushels of other grains. More corn, buckwheat and oats were ground in New York than in any other state. The value of breakfast foods manufactured in 1909 was nearly \$37,000,000.

FUR-FELT HATS.

Establishments, 273; persons in industry, 27,091; wage earners, 25,064; capital, \$35,734,000; wages, \$14,223,000; cost of materials, \$22,109,000; value of products, \$47,865,000. Leading states in the fur-felt hat industry are Pennsylvania, Connecticut, New York, New Jersey and Massachusetts in the order named.

LEATHER GLOVES AND MITTENS.

Establishments, 377; persons in industry, 12,950; salaries and wages, \$6,019,872; cost of materials, \$13,208,001; value of products, \$23,630,598; rank of leading states in industry: New York, first; Wisconsin, second; Illinois, third; California, fourth; center of industry, Fulton county, New York.

MUSICAL INSTRUMENTS.

Pianos and organs and piano and organ parts and materials—Establishments, 507; persons in industry, 41,882; wage earners, 38,020; capital, \$103,234,000; wages, \$22,762,000; cost of materials, \$43,765,000; value of products, \$89,790,000; pianos produced in 1909, 374,154, valued at \$59,501,225. New York and Illinois were leading states in the manufacture of upright pianos, the number for the two states aggregating 244,994. In the manufacture of grand

pianos, New York and Massachusetts led, reporting 6,831 in 1909. Illinois led in manufacture of reed organs, while in the value of pipe organs manufactured Massachusetts, New York and Illinois reported about equal amounts.

Phonographs and graphophones—Total value of products, \$11,725,996, of which \$5,406,684 represented complete instruments and the remainder records and blanks, horns, needles and other supplies. New Jersey is the leading state in the industry.

PAINT AND VARNISH.

Establishments, 791; wage earners, 14,240; persons employed, 21,896; salaries and wages, \$18,649,074; cost of materials, \$79,015,555; value of products, \$124,889,422. In 1909 New York was the leading state in the industry and Pennsylvania came next.

PAPER AND WOOD PULP.

Establishments, 777; persons employed, 81,473; wage earners, 75,978; wages and salaries, \$50,314,643; capital, \$409,348,000; cost of materials, \$165,442,341; value of products, \$267,656,964. Of the 777 establishments 538 made paper exclusively, 81 made pulp exclusively and 158 made both paper and pulp. In 1909 New York ranked first in the industry in value of products but was second to Massachusetts in number of wage earners and value added by manufacture. Maine ranked third. In 1909 the quantity of wood pulp used in the paper mills was 2,326,591 tons, compared with 1,653,711 tons in 1899. Of the 4,216,708 tons of paper of all kinds made in 1909, 1,175,554 tons, or 27.9 per cent, was news paper.

SHIPBUILDING.

Establishments, 1,353; persons employed, 44,949; wage earners, 40,506; wages, \$25,267,686; cost of materials, \$31,214,358; value of products, \$73,360,315. Of the total number of vessels of more than five tons launched in 1909 New York built 19.5 per cent and Pennsylvania 12.9 per cent. Ohio led in aggregate tonnage with New York, New Jersey and

Virginia following in order. Maine was first in tonnage of sailing vessels constructed. The number of sail vessels launched decreased from 648 in 1899 to 119 in 1909 and the gross tonnage from 80,294 to 17,459. The number of motor boats of more than five tons increased 189.9 per cent in gross tonnage from 1904 to 1909. The number of small power boats of less than five tons launched by private establishments was 3,577 in 1909 as against 1,687 in 1899.

STEEL WORKS AND ROLLING MILLS.

Establishments, 446; persons employed, 260,762; wage earners, 240,076; wages, \$163,200,758; value of products, \$985,722,534. Of the total number of establishments in 1909, 362, or 81.2 per cent, were located in New York, New Jersey, Pennsylvania, West Virginia, Ohio, Indiana and Illinois. These states furnished 91 per cent of the output.

TIN-PLATE AND TERNEPLATE.

Establishments, 31; persons employed, 5,846; capital, \$10,995,000; cost of materials, \$41,889,000; value of products, \$47,970,000. Pennsylvania produced 57.7 per cent of the total tin-plate product of the country in 1909; West Virginia, 16.3 per cent, and Ohio 14 per cent. Of the total terneplate product Pennsylvania produced 24.5 per cent, West Virginia 35.8 per cent and Ohio 28.3 per cent. The number of establishments decreased from 1899 to 1909 but the value of products increased 50.4 per cent.

WIRE.

Establishments, 56; persons employed, 19,945; wage earners, 18,064; capital, \$60,157,000; cost of materials, \$60,543,000; value of products, \$84,486,000. In the production of steel and iron wire Pennsylvania led in 1909 with 851,448 tons, or 35.6 per cent of the total amount drawn. In copper wire New Jersey led with 63,452 tons or 43.1 per cent of the total; in wire made from brass and other metals or alloys Connecticut produced 32,304,963 pounds, or 92.8 per cent of the total output.

MANUFACTURES IN ALASKA, HAWAII AND PORTO RICO (1909).

	Alaska.	Hawaii.	Porto Rico.		Alaska.	Hawaii.	Porto Rico.
Establishments	152	500	339	Expenses	\$9,454,000	\$31,753,000	\$31,139,000
Persons engaged in manufactures ...	3,479	7,572	18,122	Services	2,328,000	2,795,000	4,898,000
Proprietors	135	1,074	1,478	Salaries	330,000	686,000	1,259,000
Salaried employes	245	594	1,062	Wages	1,948,000	2,109,000	3,639,000
Wage earners.....	3,099	5,904	15,582	Materials	5,120,000	25,629,000	21,479,000
Primary horsepower	3,975	41,930	34,005	Miscellaneous	2,006,000	3,329,000	4,762,000
Capital	\$13,060,000	\$23,875,000	\$25,544,000	Value of products..	11,340,000	47,404,000	36,750,000
				Value added by mfr.	6,220,000	21,775,000	15,271,000

MOTHERS' PENSION LEGISLATION.

Laws providing for what are variously termed "mothers' pensions," "widows' pensions" and "parents' pensions" have been passed by a number of states in the union within the last five years. While the acts themselves differ in details their general purpose is the same, namely, to enable mothers or parents in poor financial circumstances to care for their young children by means of pensions paid by the county. A resume of a few of these laws will serve to give an idea of their scope.

Ohio—The act (1913) provides that juvenile courts may pay to destitute widows and women whose husbands are completely disabled, have deserted them or are serving prison sentences \$15 a month for a child under 14 years of age and \$7 a month for each additional child under that age.

Utah—The mothers' pension law, effective March 21, 1913, provides that mothers who are compelled to work for a living are to receive \$10 a month to support one child and \$5 for every other child. The law's aim is to permit mothers to remain at home with their young children in order to rear them properly.

Washington—The mothers' pension act provides that mothers not supported by husbands are to receive

\$15 a month for the first child and \$5 for each additional child.

Illinois—The act approved June 5, 1911, amending the act relating to dependent and delinquent children, provides that if the parent or parents of a dependent or delinquent child are poor and unable properly to care for such child, but are otherwise proper guardians and it is for the welfare of such child to remain at home, the juvenile court may enter an order finding such facts and fixing the amount of money necessary to enable the parent or parents to care for such child properly. No fixed sum is named in the act, the amount being left to the discretion of the court. The county provides the money. The amount appropriated by Cook county for this purpose in 1913 was \$165,000. The average sum paid for each child is \$5.50.

Missouri—In Jackson county (Kansas City) widows are given allowances ranging from \$8 to \$22 a month to enable them to remain at home and look after their children.

Included among the states having mothers' pension laws are California, Colorado, Idaho, Illinois, Iowa, Massachusetts, Michigan, Minnesota, Missouri, Nebraska, New Jersey, Ohio, Oregon, Pennsylvania, South Dakota, Utah, Washington and Wisconsin.

MINERAL PRODUCTS OF THE UNITED STATES.

[Prepared by the United States geological survey.]

MINERALS.	Unit of measure.	1909.		1910.		1911.	
		Quantity.	Value.	Quantity.	Value.	Quantity.	Value.
Aluminum.....	Pounds.....	34,210,000	\$6,575,000	47,734,000	\$8,955,700	46,125,000	\$8,084,000
Asbestos.....	Short tons.....	3,085	62,023	3,635	68,357	7,604	119,985
Asphaltum.....	Short tons.....	208,655	1,938,273	260,880	3,050,067	360,004	3,828,751
Barytes (crude).....	Short tons.....	58,377	198,561	42,375	121,746	38,445	122,792
Bauxite.....	Long tons.....	129,101	679,447	148,332	716,258	155,618	750,649
Borax.....	Pounds.....	41,434	1,524,305	42,357	1,201,842	53,930	1,509,151
Cement.....	Barrels.....	65,899,889	52,797,978	77,785,141	68,752,082	79,547,958	66,705,136
Clay products.....	Short tons.....	72,874,249	196,121,213	73,433,246	170,115,074	80,771,488	162,736,181
Coal, anthracite.....	Long tons.....	379,744,257	149,415,847	35,433,246	160,375,302	40,771,488	175,389,392
Coal, bituminous.....	Pounds.....	1,092,951,624	405,486,777	417,114,142	469,281,719	405,757,101	451,177,484
Copper.....	Short tons.....	1,850	142,083,711	1,080,159,509	137,180,257	1,097,232,749	137,164,092
Corundum, emery.....	Short tons.....	18,185	1,028	15,077	15,077	659	6,778
Feldspar.....	Short tons.....	76,539	401,788	81,102	502,452	92,700	579,008
Fluorspar.....	Short tons.....	50,702	291,747	69,247	490,196	87,048	611,447
Fuller's earth.....	Short tons.....	33,486	301,604	32,822	293,709	40,697	383,124
Garnet (abrasive).....	Short tons.....	2,972	102,315	3,814	113,574	4,076	121,748
Gold (coining value).....	Troy ounces.....	4,321,701	99,673,400	4,657,018	96,269,100	4,687,053	96,890,000
Graphite.....	Pounds.....	6,294,400	813,271	5,590,592	295,733	4,790,000	256,505
Grindstones.....	Short tons.....	2,352,785	804,051	2,379,057	796,294	2,323,970	907,316
Gypsum.....	Short tons.....	25,795,471	5,902,738	27,908,567	6,528,029	27,908,567	6,402,035
Infusorial earth.....	Long tons.....	354,188	419,175,000	27,908,567	425,115,245	23,257,288	327,334,624
Iron (pig).....	Short tons.....	1,850	30,460,168	372,227	32,755,976	406,148	36,553,370
Lead.....	Long tons.....	1,544	19,675	2,268	23,892	2,457	21,886
Manganese ore.....	Pounds.....	1,909,532	234,482	2,476,190	293,832	1,887,201	310,254
Mica, sheet.....	Short tons.....	4,090	46,047	4,065	53,295	3,512	45,550
Mineral paints.....	Short tons.....	79,688	2,419,710	85,895	2,174,735	143,350	7,842,538
Mineral waters.....	Gals. sold.....	64,674,486	6,894,134	62,030,125	6,357,590	63,923,119	6,837,888
Natural gas.....	Short tons.....	274,019	63,206,941	274,019	70,756,158	228,694	74,127,531
Oilstones.....	Barrels.....	182,134,274	274,019	209,556,048	228,694	220,449,391	214,991
Petroleum.....	Long tons.....	2,330,152	128,248,789	2,054,388	127,836,328	2,043,279	134,044,752
Phosphate rock.....	Troy ounces.....	638	10,772,120	773	10,917,000	940	11,900,693
Platinum.....	Short tons.....	584,389	295,797	295,797	130,081	295,797	40,890
Precious stones.....	Long tons.....	217,070	1,028,157	238,154	958,008	301,458	1,164,871
Pyrite.....	Short tons.....	135,469	249,466	68,577	193,757	87,943	155,122
Quartz.....	Flasks.....	21,075	888,710	20,601	958,159	21,256	977,969
Quicksilver.....	Barrels.....	30,117,646	8,343,831	30,803,656	7,900,344	31,183,968	8,345,692
Salt.....	Troy ounces.....	54,721,500	28,450,200	57,137,900	30,851,500	60,389,400	32,615,700
Silver (commercial value).....	Short tons.....	239,312	4,432,068	255,534	4,605,112	255,664	4,787,047
Sulphur.....	Short tons.....	81,802	862,002	79,006	842,213	81,521	1,032,732
Talc, soapstone.....	Short tons.....	230,225	24,864,300	252,479	27,267,372	271,621	30,964,794
Zinc.....	Short tons.....	230,225	24,864,300	252,479	27,267,372	271,621	30,964,794
Total*.....			1,885,925,183		2,003,714,839		1,918,326,253

*Includes also minerals not mentioned in list.

COAL PRODUCTION BY STATES (1911).

In tons of 2,240 pounds.

	ANTHRACITE.	BITUMINOUS.
Pennsylvania.....	80,771,488	Montana..... 2,657,463
Colorado-New Mexico.....	88,001	New Mexico..... 2,780,345
Mexico.....		North Carolina..... 107
Alabama..... 13,411,983		North Dakota..... 448,775
Arkansas..... 1,881,062		Ohio..... 27,464,273
California..... 10,399		Oklahoma..... 2,744,859
Colorado..... 9,011,602		Oregon..... 41,662
Georgia..... 147,509		Pennsylvania..... 129,244,788
Idaho..... 1,626		Tennessee..... 5,743,889
Indiana..... 47,927,784		Texas..... 1,763,029
Iowa..... 6,546,114		Utah..... 2,243,906
Kansas..... 5,584,132		Virginia..... 6,129,167
Kentucky..... 12,238,249		Washington..... 3,190,013
Maryland..... 4,183,746		West Virginia..... 53,421,054
Michigan..... 1,317,923		Wyoming..... 6,022,200
Missouri..... 3,357,685		Total bituminous..... 362,195,125
		Grand total..... 443,054,614

COAL PRODUCTION BY YEARS.

Tons of 2,240 pounds.

Year.	Anthracite.	Bituminous.
1880.....	25,580,189	38,242,611
1890.....	41,489,858	99,377,073
1900.....	51,309,214	189,480,217
1901.....	51,221,353	189,567,957

Year.

Anthracite. Bituminous.

1902.....	60,242,560	201,632,276
1903.....	66,678,392	252,389,897
1904.....	65,382,842	248,738,941
1905.....	69,405,958	281,239,252
1906.....	63,698,803	306,084,481
1907.....	76,487,860	352,408,054
1908.....	74,384,297	296,903,826
1909.....	72,443,624	338,987,997
1910.....	75,514,296	372,339,703
1911.....	80,859,489	362,195,125

PIG IRON PRODUCTION IN THE UNITED STATES.

In tons of 2,240 pounds. Calendar year, 1912.

State.	Tons.	State.	Tons.
Alabama.....	1,862,909	Ohio.....	6,802,637
Colorado.....	397,731	Pennsylvania.....	12,551,959
Connecticut.....	17,366	Tennessee.....	338,238
Illinois.....	2,887,359	Virginia.....	256,167
Kentucky.....	68,760	West Virginia.....	274,360
Maryland.....	219,546	Wisconsin.....	303,370
Michigan.....	1,770,628		
New Jersey.....	36,876	Total.....	29,727,137
New York.....	1,939,231	Total, 1911.....	23,649,547

NOTE—In the foregoing table Colorado includes Missouri, Washington, California and Oregon; Connecticut includes Massachusetts; Georgia includes Texas; Michigan includes Indiana, and Wisconsin includes Minnesota.

WEDDING ANNIVERSARIES.

First—Cotton.	Seventh—Woolen.	Fifteenth—Crystal.	Fortieth—RUBY.
Second—Paper.	Tenth—Tin.	Twentieth—China.	Fiftieth—Golden.
Third—Leather.	Twelfth—Silk and fine linen.	Twenty-fifth—Silver.	Seventy-fifth—Diamond.
Fifth—Wooden.		Thirtieth—Pearl.	

MINES AND QUARRIES IN THE UNITED STATES.

[From reports of census bureau, 1912 and 1913.]

In 1909 in the United States, exclusive of Alaska, Hawaii, Porto Rico and other outlying noncontiguous territory, 23,682 operators conducted 27,240 mines and quarries and 166,448 petroleum and natural gas wells. Of the operators 3,749 were engaged solely in development work upon which, in 1909, the sum of \$31,548,736 was expended. In Alaska in 1909 there were 673 operators, who employed 8,025 persons, in the mining industry. The total expenses of these operators amounted to \$13,220,200, while the capital invested was reported as \$47,749,164. The total value of products was \$16,335,427, of which amount \$16,327,752 consisted of gold and silver. In Hawaii and Porto Rico the total value of product for the eighteen operators reported was only \$26,414.

The total number of persons engaged in connection with producing mines, quarries and wells, as reported on Dec. 15, 1909, or nearest representative day, was 1,139,332, of whom wage earners numbered 1,065,283, proprietors and firm members 29,922 and salaried employes 44,127. In mines, quarries and wells for which development work only was carried on there were a total of 27,616 persons, of whom 21,499 were wage earners. Of the total number of persons, 1,166,948, employed in productive and non-productive mines, 1,158,775 were men 16 years of age and over, and 8,173 were boys under 16 years of age. Distributed by sex, 1,162,840 were male and 4,108 female, the latter being employed in supervisory and clerical capacities.

The total capital invested in all mining enterprises on Dec. 31, 1909, as reported, was \$3,662,527,061, of which \$3,380,625,841 was invested in productive enterprises and \$282,001,223 in those in which development work only was carried on.

SUMMARY BY INDUSTRIES.

Industry.	Mines, etc.	Expenses.	Value products.	Persons engaged.
Fuels—				
Coal, anth....	423	\$139,324,467	\$149,180,471	178,194
Coal, bitum....	6,013	395,907,626	427,962,464	592,677
Petroleum and natural gas.	166,320	135,638,644	185,416,684	62,172
Peat	10	96,034	109,047	203
Metals—				
Iron	483	74,071,830	106,947,082	55,176
Copper	368	107,679,212	134,616,987	55,258
Precious metals—				
Deep mines....	2,845	68,764,692	83,885,928	37,755
Placer mines....	880	6,810,482	10,237,252	5,436
Lead and zinc	1,142	24,453,299	31,363,094	24,397
Quicksilver....	12	718,861	868,458	640
Manganese....	8	21,725	20,435	65
Building stone—				
Limestone	1,916	23,875,507	29,832,492	41,029
Granite	826	16,192,138	18,997,976	22,211
Sandstone	67	6,626,438	7,792,423	11,025
Marble	108	4,842,835	6,239,120	6,649
Slate	219	5,831,256	6,054,174	10,121
Traprock	220	5,090,538	5,578,317	6,748
Bluestone	637	1,182,873	1,588,406	3,020
Miscellaneous—				
Asbestos	20	72,747	65,140	88
Asphaltum and bitum. rock	19	301,673	466,461	211
Barytes	42	176,967	224,766	372
Bauxite	10	316,221	670,829	726
Buhr and mill stones	14	18,354	34,441	79
Clay	336	2,289,198	2,945,948	4,351
Corundum and emery	6	7,459	18,185	19
Feldspar	28	238,896	271,437	363
Floorspar	15	319,426	288,509	376
Fuller's earth	21	274,776	315,762	389
Garnet	4	98,206	101,920	120
Graphite	30	328,690	441,120	436
Griststones....	25	359,261	413,296	430
Gypsum	222	4,905,662	5,812,810	4,215
Infusorial earth	16	61,083	75,503	99
Magnesite	13	62,444	68,463	84
Marl	3	17,812	18,307	38
Mica	78	182,828	206,794	608
Mineral pigments	26	115,860	151,015	246
Monazite and zircon	4	50,969	64,472	84

Industry.	Mines, etc.	Expenses.	Value products.	Persons engaged.
Oil, scythe and whet stones	45	99,259	206,028	232
Phosphate rock	153	7,421,430	10,781,192	8,573
Precious stones	27	195,908	315,464	145
Pumice	4	6,087	30,097	25
Pyrite	12	734,255	676,984	1,160
Quartz	14	155,418	231,025	208
Sulphur	4	4,538,389	4,432,066	460
Talc and soapstone	46	1,036,371	1,174,516	1,452
Tripoli	7	42,493	66,557	73
Tungsten	116	365,780	563,457	227
All other industries*	27	740,874	778,938	560

Total 1,042,642,693 1,238,410,322 1,139,332
 *Includes enterprises as follows: Antimony, 1; bismuth, 1; borax, 2; chromite, 2; manganiferous iron, 2; nickel and cobalt, 1. tin, 1.

SUMMARY BY STATES.

State.	Mines.	Wells.	Expenses.	Value product.
Maine	102	\$1,876,341	\$2,056,063
New Hampshire	53	1,204,966	1,308,527
Vermont	182	6,795,268	8,221,323
Massachusetts	147	2,987,175	3,467,888
Rhode Island ..	27	675,877	837,606
Connecticut	75	1,158,491	1,375,765
New York	752	11,342	9,987,768	13,334,975
New Jersey	151	4,507,940	8,347,501
Pennsylvania ..	3,000	59,780	300,977,955	349,959,786
Ohio	964	35,067	53,852,530	63,767,112
Indiana	480	10,373	20,312,752	21,934,201
Illinois	759	10,918	68,718,121	76,658,974
Michigan	173	21	51,819,838	67,714,479
Wisconsin	286	5,508,751	7,459,404
Minnesota	250	38,574,180	58,664,852
Iowa	481	13,694,714	13,877,781
Missouri	1,224	39	27,515,101	31,667,525
North Dakota....	53	6	570,140	564,812
South Dakota....	43	3	5,154,263	6,432,417
Nebraska	20	260,049	322,517
Kansas	582	3,402	15,831,787	18,722,634
Delaware	9	508,937	516,213
Maryland	173	5,006,157	5,782,045
Virginia	244	8,863,954	8,795,466
West Virginia..	178	15,146	71,347,631	76,287,889
North Carolina..	130	1,416,075	1,358,617
South Carolina..	32	1,034,826	1,252,732
Georgia	109	2,064,236	2,874,595
Florida	96	5,909,532	8,846,665
Kentucky	442	1,109	11,721,722	12,100,075
Tennessee	365	1	11,969,257	12,692,547
Alabama	302	22,442,278	24,630,647
Arkansas	146	62	4,309,211	4,403,845
Louisiana	2	246	6,641,555	6,547,060
Oklahoma	212	12,113	21,071,609	25,637,892
Texas	92	2,279	8,177,783	10,742,150
Montana	543	46,520,545	54,991,961
Idaho	370	7,198,763	8,649,342
Wyoming	95	21	9,053,467	10,572,188
Colorado	1,575	76	38,630,288	45,680,135
New Mexico....	285	5,553,423	5,587,744
Arizona	251	28,608,216	34,217,651
Utah	235	16,606,028	22,063,282
Nevada	374	14,415,728	23,271,597
Washington	170	7,800,722	10,537,556
Oregon	161	1,223,468	1,191,512
California	1,279	4,316	52,565,278	63,382,454
Geographic divisions—				
New England....	536	14,696,118	17,327,242
Middle Atlantic	3,903	71,122	315,473,663	370,742,262
East N. Central	2,662	56,379	200,211,992	237,534,170
West N. Central	2,603	3,450	101,600,234	130,252,538
South Atlantic	1,652	15,146	96,151,345	105,714,962
East S. Central	1,109	1,110	46,133,257	49,143,289
West S. Central	452	14,700	40,200,158	47,530,937
Mountain	3,728	97	166,586,458	205,053,900
Pacific	1,610	4,316	61,589,468	75,111,522
Total U. S....	18,164	166,320	1,042,642,693	1,238,410,322

The states leading in the number of persons engaged in mining, quarrying, etc., were: Pennsylvania, 405,685; Illinois, 86,389; West Virginia, 82,808; Ohio, 62,874; Michigan, 42,133; Alabama, 32,643; Missouri, 32,462; Indiana, 31,292.

DISTRIBUTION OF MINING INDUSTRIES.

Figures, by leading states, for each of the nine leading mineral industries in 1909:

State.	Operators.	Employes.	Product.	Per cent.
ANTHRACITE COAL.				
Pennsylvania ...	189	173,263	\$148,957,894	99.9
BITUMINOUS COAL.				
Pennsylvania ...	689	184,408	147,466,417	34.5
Illinois	470	74,445	53,030,545	12.4
West Virginia...	307	69,666	46,929,592	11.0
Ohio	441	44,405	27,353,663	6.4
Alabama	112	23,479	15,459,433	4.3
Colorado	86	15,461	18,782,197	3.7
Indiana	223	22,357	15,018,123	3.5
Iowa	258	17,623	12,682,106	3.0
Kentucky	240	19,655	10,003,481	2.3
Kansas	118	12,791	9,835,614	2.3
Wyoming	35	7,839	9,721,134	2.3
Washington ...	32	6,155	9,226,793	2.2
Tennessee	85	11,154	6,688,454	1.6
Oklahoma	56	8,814	6,185,078	1.4
Missouri	173	9,526	5,881,034	1.4
Montana	48	4,612	5,117,444	1.2

PETROLEUM AND NATURAL GAS.

Pennsylvania ...	3,030	7,397	39,197,475	21.1
Ohio	1,188	5,897	29,620,959	16.0
California	339	7,007	29,310,335	15.8
West Virginia..	442	7,093	28,188,087	15.2
Illinois	323	4,059	18,895,815	10.2
Oklahoma	711	3,066	17,685,092	9.5
Kansas	217	1,302	6,681,780	3.6
Texas	163	1,405	6,391,313	3.4

COPPER.

Montana	35	13,697	45,960,517	34.1
Arizona	43	11,394	31,614,116	23.5
Michigan	7	19,022	30,165,443	22.4
California	9	2,510	10,104,373	7.5
Utah	22	3,304	8,432,099	6.3

State.	Operators.	Employes.	Product.	Per cent.
IRON.				
Minnesota	20	16,218	57,076,135	53.4
Michigan	24	16,125	32,168,133	30.1
Alabama	25	5,666	4,939,149	4.6
New York	14	2,542	3,095,023	2.9
Wisconsin	6	1,455	2,972,584	2.8
PRECIOUS METALS—DEEP MINES.				
Colorado	439	7,586	27,147,937	32.4
Nevada	218	3,818	17,807,945	21.2
California	395	6,622	9,690,149	11.6
Utah	108	3,905	8,541,522	10.2
Idaho	60	3,077	7,926,602	9.4
South Dakota ..	13	3,466	6,120,970	7.3
PRECIOUS METALS—PLACER MINES.				
California	392	3,073	8,751,032	85.5
LEAD AND ZINC.				
Missouri	617	16,319	22,565,528	71.9
Wisconsin	88	1,753	1,989,907	6.3
Kansas	189	848	1,059,540	3.4
Oklahoma	47	724	6,695,235	2.2
LIMESTONE.				
Pennsylvania ...	311	7,179	4,733,819	15.9
Indiana	81	3,276	3,977,359	13.3
Ohio	126	3,724	3,616,966	12.1
New York	144	3,746	3,363,149	11.3
Missouri	127	3,104	2,655,142	8.9
.....	144	2,437	2,027,962	6.8
GRANITE.				
Vermont	51	2,035	2,829,522	14.9
Massachusetts ..	82	2,278	2,185,986	11.5
Maine	85	2,132	1,761,801	9.3
California	62	1,318	1,518,916	8.0
Wisconsin	21	1,448	1,433,105	7.5
New Hampshire ..	40	1,305	1,205,811	6.3
PHOSPHATE ROCK.				
Florida	26	5,105	8,488,801	78.7
Tennessee	23	1,725	1,395,942	12.9
South Carolina ..	5	1,307	862,409	8.0

NEWSPAPERS OF THE UNITED STATES (1913).

[From Ayer's American Newspaper Annual.]

State or ter.	Daily.	Wkly.	Total*	State or ter.	Daily.	Wkly.	Total*	State or ter.	Daily.	Wkly.	Total*
Alabama	27	191	248	Maryland	17	112	163	Porto Rico.....	11	6	21
Alaska	10	14	24	Massachusetts..	85	391	661	Rhode Island...	14	26	56
Arizona	15	46	63	Michigan	82	530	731	South Carolina..	15	113	166
Arkansas	32	255	313	Minnesota	39	637	748	Tennessee	16	122	298
California	163	540	863	Mississippi	17	201	246	Texas	106	816	1,021
Colorado	47	323	417	Montana	19	733	966	Vermont	9	82	101
Connecticut	36	95	158	Nebraska	10	543	623	Virginia	34	173	262
Delaware	3	28	37	Nevada	11	31	46	Washington	37	301	393
Dist. Columbia.	7	22	79	New Hampshire..	16	82	114	Utah	6	73	98
Florida	21	137	173	New Jersey	50	275	369	West Virginia...	30	174	222
Georgia	27	257	353	New Mexico	6	106	119	Wisconsin	65	538	679
Hawaii	7	17	38	New York	207	1,031	1,994	Wyoming	5	66	80
Idaho	9	134	157	North Carolina..	29	203	304	Total in 1913..	2,476	16,322	22,855
Illinois	175	1,056	1,779	North Dakota...	13	334	353	Total in 1912..	2,459	16,229	22,837
Indiana	152	525	774	Ohio	173	720	1,163	Canada (1913).	157	1,053	1,508
Iowa	65	778	959	Oklahoma	48	567	646				
Kansas	70	632	747	Oregon	35	205	285				
Kentucky	28	216	306	Pennsylvania ..	215	839	1,399				
Louisiana	21	170	227	Philippines	13	4	29				
Maine	13	94	135								

*Includes newspapers and periodicals of all issues.

THE ASSOCIATED PRESS (1913-1914).

President—Frank B. Noyes, Washington, D. C.
 First vice-president—Cnas. H. Taylor, Boston, Mass.
 Second vice-president—Crawford Hill, Denver, Col.
 Secretary and general manager—Melville E. Stone, New York, N. Y.
 Assistant to general manager—Frederick R. Martin, New York, N. Y.
 Treasurer—J. R. Youatt, New York, N. Y.
 Directors—Thomas G. Rapier, New Orleans Picayune; Herman Ridder, New York Staats Zeitung; Victor F. Lawson, Chicago Daily News; Charles A. Rook, Pittsburgh Dispatch; Clark Howell, Atlanta Constitution; Charles W. Knapp, St. Louis Republic; Frank B. Noyes, Washington Star; Adolph S. Ochs, New York Times; W. L. McLean, Philadelphia Bulletin; W. R. Nelson, Kansas City

Star; V. S. McClatchy, Sacramento Bee; A. C. Weiss, Duluth Herald; Charles H. Clark, Hartford Courant; W. H. Cowles, Spokane Spokesman-Review; Samuel Bowles, Springfield Republican.
 Executive committee—Frank B. Noyes, Washington; Victor F. Lawson, Chicago; Charles W. Knapp, St. Louis; Charles A. Rook, Pittsburgh; Charles H. Clark, Hartford; Adolph S. Ochs, New York; W. L. McLean, Philadelphia.

AMERICAN NEWSPAPER PUBLISHERS' ASSOCIATION.

President—Elbert H. Baker, Cleveland, O.
 Vice-president—Herbert L. Bridgman, Brooklyn, N. Y.
 Secretary—John S. Bryant, Richmond, Va.
 Treasurer—William J. Pattison, New York, N. Y.

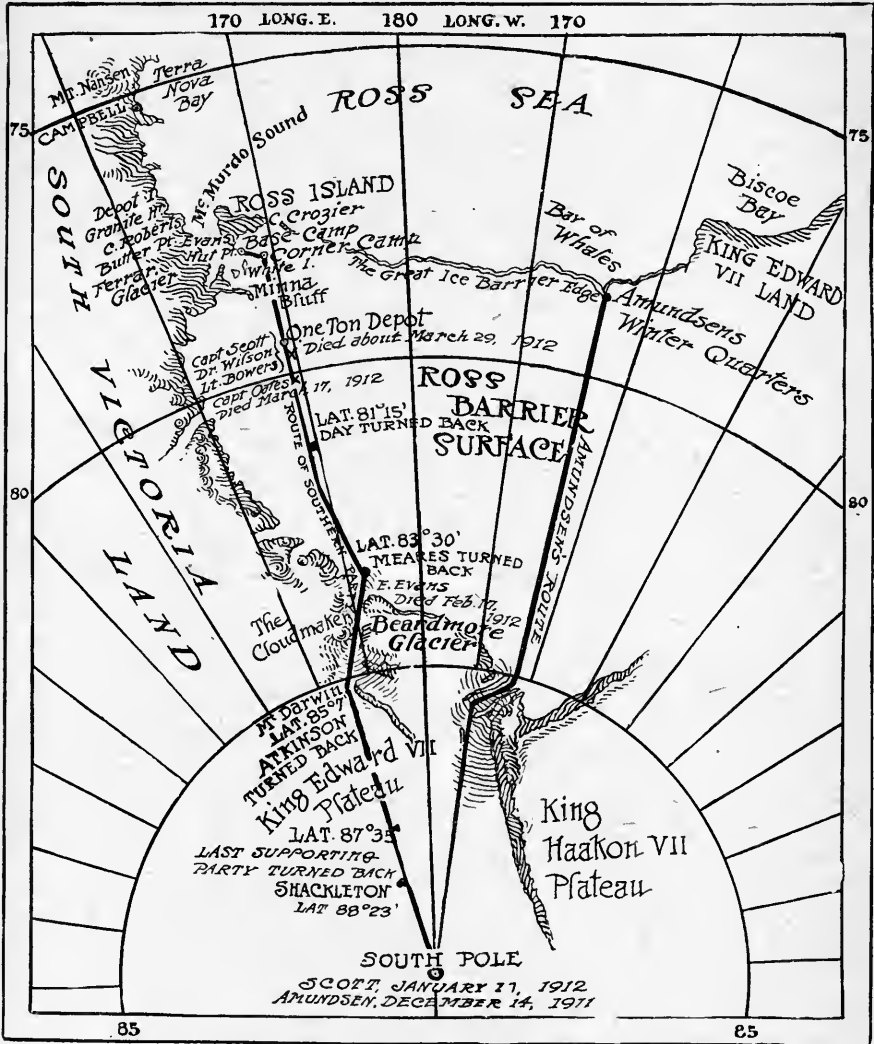
ARCTIC AND ANTARCTIC EXPLORATION.

DISASTER TO SCOTT EXPEDITION.

Capt. Robert F. Scott, leader of the British antarctic expedition, which sailed from London on the Terra Nova June 1, 1910, met a tragic death in March, 1912, after he had succeeded in reaching the south pole. Four of his companions, Dr. E. A. Wilson, Lieut. H. R. Bowers, Capt. L. E. G. Oates and Petty Officer E. Evans shared his fate. The last named died Feb. 17, partly from concussion of the brain, caused by a fall. Capt. Oates, with hands and feet badly frostbitten, felt that he was a burden to the others, and on March 17 walked

out into the teeth of a blizzard and was not seen again. "We knew that Oates was walking to his death," read a paragraph in Capt. Scott's diary, which was found later, "but though we tried to dissuade we knew it was the act of a brave man and an Englishman."

Scott, Wilson and Bowers pushed on toward the north whenever the weather, which was abnormally bad, permitted them to travel. March 21 they were forced to camp in latitude 79 degrees 40 minutes south, longitude 169 degrees 23 minutes east. This was 155 miles south of the expedition's base at



MAP SHOWING WHERE CAPT. SCOTT AND COMPANIONS DIED.

Cape Evans on McMurdo bay and only eleven miles from a depot of supplies known as One Ton camp. Had they been able to reach this depot they would have been saved, as it contained plenty of food and fuel. But they were not able to reach it. An unusually severe blizzard lasting nine days set in and they could not leave their tent. Their scanty provisions and fuel gave out and they died from starvation and exposure. Their bodies were found by a search party on the 12th of the following November.

This, in brief, is the story brought by the Terra Nova to Oamaru, New Zealand, Feb. 10, 1913, of the tragic ending of the British antarctic expedition.

As noted above, the Terra Nova sailed from London June 1, 1910, and from Cardiff, where Capt. Scott joined the ship, June 15. It left Christchurch, New Zealand, Nov. 29 and arrived on the shores of McMurdo bay early in January, 1911. Headquarters were established at Cape Evans, eight miles north of Discovery station. Provisions for three years, twenty ponies, seven mules, sledges, scientific instruments and other articles to be used by the explorers were landed. Work was begun at once to carry out the plans of the expedition, which included the exploration of King Edward land by an eastern party and of the coast range of Victoria land by a western party, and an attempt to reach the pole by a southern party. The eastern party was unable to land on King Edward land and went instead to Cape Adare. The Terra Nova, which conveyed this party, arrived at the Bay of Whales in Ross sea in time to communicate with the Fram, which had reached there with the Amundsen expedition. The British ship then went back to New Zealand, arriving there March 27, 1911. It went south again in the fall of that year and returned to Akaroa, New Zealand, April 1, 1912, with the news that Capt. Scott was remaining in the south for another year to complete his work. He announced that he was at 87 degrees 32 minutes south, or within about 150 miles of the pole. This was Jan. 3, 1912, and was the last word received from him until the Terra Nova, which again sailed for Cape Evans Dec. 13, 1912, returned to New Zealand in February, 1913, with the news of his death.

Much valuable work was done by the eastern and western parties in the way of surveying and in collecting biological and geological specimens. They experienced hardships from the severity of the weather and some of them had narrow escapes from starvation, but all eventually found their way back to headquarters or were picked up by the Terra Nova.

The greatest importance, of course, was attached to the work of the southern party, which was under the personal command of Capt. Scott. After the headquarters had been established in January, 1911, the work of preparing supply depots for the journey to the pole was begun. A base camp was established on the ice barrier seven miles southeast of Hut point, the old Discovery headquarters, which was fifteen miles south of the new headquarters and connected with it by telephone. Another depot was established at what was called Corner camp on the barrier ice, twenty-seven miles southeast of Base camp. By Feb. 16, 1911, Capt. Scott and his men had conveyed a ton of stores to One Ton camp at 79 degrees 30 minutes south. In this work many of the ponies were lost and by April only eight were left. Motor sledges were also used in conveying stores to the southern depots, but the engines soon broke down owing to overheating and the machines were abandoned.

Nov. 2, 1911, Capt. Scott, with Lieut. L. E. G. Oates as second in command, left Hut point on the final effort to reach the pole. The party marched at the rate of about fifteen miles a day and as each degree of latitude was reached a depot with a week's supply of food was established. As the loads grew lighter the ponies were killed to furnish food for the dogs. The weather for a time was good, but when latitude 83 degrees 24 minutes south was reached the temperature rose above the freezing point and the going became bad. The surviv-

ing ponies were killed before the barrier surface was left. Dec. 10 the Beardmore glacier was reached and here the dog teams were sent back, the men dragging the loaded sledges themselves thereafter. Dec. 21 they were on a plateau 8,600 feet above sea level and about thirty miles west of Mount Darwin.

On the last day of 1911 the party was in latitude 86 degrees 56 minutes south and Jan. 4 it had advanced to latitude 87 degrees 35 minutes. Here the last supporting party, consisting of Lieut. Evans, W. Lashley and Petty Officer Crean, left Capt. Scott and returned to Hut point. The advance party now was made up of five men—Capt. Scott, Dr. E. A. Wilson, Lieut. H. R. Bowers, Capt. L. E. G. Oates and Petty Officer Edgar Evans. They were about 156 statute miles from the pole and had a month's supply of food. They proceeded at the rate of twelve miles a day and finally reached the south pole Jan. 17, or a month after Capt. Roald Amundsen had arrived at the same point. The Norwegian explorer's hut and the records left by him were found intact, the tracks of his dogs being easily followed except in some places where they had been obliterated by snow drifts. Jan. 17 was cloudy and satisfactory observations could not be taken, but on the following day the sun shone and sights were taken with a four-inch theodolite. The result arrived at was practically the same as that figured out by Capt. Amundsen, who used a sextant with an artificial horizon, the difference in the location of the pole amounting only to about half a mile. The thermometer registered 20 degrees below zero at the pole. Photographs of Capt. Scott and his party and also of the Amundsen tent as found were taken.

After spending two days at the pole the party started back toward the north. At first all went well. The temperature was from 20 to 30 degrees below zero, but the men were able on some days to make as much as eighteen miles. Both the depots on the plateau were found and the supplies secured. When the top of Beardmore glacier was reached Dr. Wilson and Lieut. Bowers visited Buckley island and made a collection of fossil bearing sandstones and coal specimens. Another halt for geological investigation was made at Cloudmaker mountain, on the side of which valuable specimens were secured. The marching from this point became very difficult and in descending the glacier rough ice was encountered. Here Petty Officer Edgar Evans fell and suffered a concussion of the brain, which partly incapacitated him from walking. Feb. 17 he fell behind and when the others returned to find him he was in a state of collapse and died before they could bring him into camp.

The delay caused by this fatal accident left the party in a shaken and weakened condition. When they reached the barrier ice they encountered low temperatures, strong head winds and sandlike snow, which made progress difficult. The marches became shorter and shorter owing to the causes mentioned and also to the giving out of Capt. Oates. The latter suffered severely from frost-bitten hands and feet, but struggled on as best he could until March 16. On the evening of that day when they went into camp he expressed the wish that he might go to sleep and not awake. He slept, but awoke in the morning and then, feeling that he was imperiling the lives of his comrades, he said: "I am just going outside and may be gone for some time." Then he walked out into the blizzard which was blowing at the time and he was not seen again.

Capt. Scott, Dr. Wilson and Lieut. Bowers pushed on northward whenever the weather, which was extremely unfavorable, permitted, and finally, as related above, reached a point eleven miles south of One Ton camp. Here they were overtaken by a blizzard lasting nine days and here at some time between March 21 and 29 they died from starvation and exposure.

Three expeditions for the relief of the southern party were sent out by Surgeon Atkinson. The first consisted of A. Cherry Garrard, assistant geologist, and Demetri, with two dog teams. They reached

One Ton camp March 3 and remained there until March 10, when they were compelled to return to Hut point because the dog food was running short and both Gerrard and Demetri were ill. Two other men were sent out and they got as far as Corner camp, where they were compelled to turn back by severe weather. The third and last search party, headed by Surgeon Atkinson and provided with seven mules, dog teams and provisions for three months, left Cape Evans Oct. 30. They reached One Ton camp, where all was found in order, and then on Nov. 12 they sighted the southern party's tent. Entering it, they found Capt. Scott sitting with his back against the tent pole and his two companions lying in their sleeping bags. Beside them were the records they had brought with them from the south, including photographic films, which, on being developed later in New Zealand, gave a dozen excellent negatives of the members at the south pole and of the Amundsen tent. The geologic and other specimens they had gathered on the way were also intact and were brought back to civilization.

The bodies having been identified, the inner tent was placed over them and a large cairn of snow erected with a cross on top bearing the following record:

"Left this cross and cairn erected over the remains of Capt. R. F. Scott, C. V. O. R. N.; Dr. E. A. Wilson and Lieut. H. R. Bowers, S. R. N., as a slight token to perpetuate their gallant and successful attempt to reach the pole. This they did on the 17th of January, 1912, after the Norwegians had already done so on the 1st day of December, 1911.

"Also to commemorate their two gallant comrades, Capt. L. E. G. Oates, of Innsidlen draoons, who walked to his death in a blizzard willingly about twenty miles south of this place to try and save his comrades beset by hardship, and Petty Officer Edgar Evans, who died at the foot of the Beardmore glacier.

"The Lord gave and the Lord hath taken away. Blessed be the name of the Lord."

The record was signed by the members of the search party. They then went twenty-three miles farther south in an attempt to find the body of Capt. Oates, but failed. A cairn and cross were erected to his memory near the spot where he had left his comrades to go to his death. The searchers then returned to Cape Evans.

Capt. Scott's diary was found between his head and the tent pole against which he was resting. The last entry was dated March 25, 1912, and concluded as follows:

"For my own sake I do not regret this journey, which has shown that Englishmen can endure hardships, help one another and meet death with as great a fortitude as ever in the past.

"We took risks. We knew we took them. Things have come out against us and therefore we have no cause for complaint, but bow to the will of Providence, determined still to do our best to the last.

"But if we have been willing to give our lives to this enterprise, which is for the honor of our country, I appeal to our countrymen to see that those who depend on us are properly cared for.

"Had we lived I should have had a tale to tell of the hardhood, endurance and courage of my companions which would have stirred the heart of every Englishman.

"These rough notes and our dead bodies must tell the tale, but surely, surely a great rich country like ours will see that those who are dependent on us are properly provided for."

The eastern, or northern, party, as it came to be known, under command of Lieut. V. L. A. Campbell, also had a narrow escape from starvation. It

had been picked up at Cape Adare and landed for a short sledge journey in January, 1912. It returned to Terra Nova bay Feb. 17 expecting to be picked up by the Terra Nova. The ship, however, was prevented from reaching them by insuperable ice conditions and had to leave the party to make its own way back to Cape Evans, some 200 miles away. Winter set in, and for six and a half months they were compelled to live in a small igloo or ice hut. Their diet was seal meat and blubber eked out with a few biscuits and a very small quantity of cocoa and sugar. They suffered from enteritis and Petty Officer Browning came near collapsing. They started for Cape Evans Sept. 30, 1912, and on the way were fortunate enough to find a small food depot left by Griffith Taylor. They arrived at Cape Evans early in November and there learned for the first time that the southern party was missing, and a little later when the search party under Surgeon Atkinson returned from the south their worst fears were realized.

Feb. 14, 1913, a great memorial service for Capt. Scott and his heroic companions was held in St. Paul's cathedral in London. It was attended by people of every walk in life, from King George down to men and women of the humblest occupations. Later subscriptions were made to a fund for the relief of dependent relatives of the dead explorers. Capt. Scott's wife, who was on her way to Australia to meet her husband at the time the news of his death was made known to the world, was given the title which she would have had if he had lived and became Lady Scott.

DISASTER TO GERMAN SPITZBERGEN EXPEDITION.

Early in 1912 Lieut. Schroeder-Stranz began the organization in Germany of an elaborate expedition for the circumnavigation of northern Europe and Asia by means of a northeast passage, hoping to repeat the achievement of Nordenskjöld in 1878-1879. To prepare himself for arctic work he led a preliminary expedition to Spitzbergen, sailing from Tromsø, Norway, in August in the small steamer Herzog Ernst. The party numbered fifteen, of whom ten were Germans and five Norwegians. Ice was encountered on both the east and west coasts of Spitzbergen. Lieut. Schroeder-Stranz and three companions were set ashore in August to make a practice trip across Northeast land and were not heard of afterward. In September the ice conditions were such that to save the ship its commander, Capt. Alfred Ritscher, was compelled to beach it in Trenenburg bay; here it was soon frozen in. Not having planned to spend a winter in the arctic, the expedition was in danger of running short of food. It was decided to make an attempt to reach Wijde bay on foot, as it was understood that more provisions were to be had there. The party left the steamer Sept. 21 and first went to Mosel bay, nine miles distant. After the first day's march the Norwegian sailors turned back to the steamer. The others proceeded, but it took them five days to cover the nine miles. At Mosel bay Dr. Detmers and Herr Moeser, taking provisions and one dog with them, started for Advent bay. As nothing was seen or heard of them afterward, they undoubtedly perished.

Capt. Ritscher, Artist Herr Rave and Dr. Rudinger reached Wijde bay Oct. 4, but provisions were scarce and while Rave and Rudinger returned to the ship the captain set out alone for Advent bay, where he arrived Dec. 27 in a pitiable condition. Norwegian and German relief expeditions were organized by Capt. Staxrud and Capt. Lerner. The former reached the Herzog Ernst April 21, 1913, and rescued Herr Rave and Dr. Rudinger and four Norwegians. Herr Eberhardt had disappeared Dec. 24, leaving no trace, and one of the Norwegians had died from exposure and starvation. Capt. Lerner's relief ship, the Levenskjöld, was sunk, but he and his crew of eight sailors and five explorers managed to escape. Of the fifteen men forming the Schroeder-Stranz expedition only seven were saved. The disaster was attributed to complete lack of experience in arctic work.



CAPT. ROBERT F. SCOTT.

AUSTRALIAN ANTARCTIC EXPEDITION.

Word was received Feb. 25, 1913, from the Australian antarctic expedition commanded by Dr. Douglas Mawson that Lieut. B. E. S. Ninnis of the City of London regiment of royal fusiliers and Dr. Xavier Merz of Switzerland were dead. The first reports, which were received by wireless from the Aurora, the expedition's ship, did not give any details. In a message to Lord Dawson, governor-general of Australia, Dr. Mawson said:

"Our sledging season has been very successful. We have opened up a large area of new land both east and west of Commonwealth bay. We have obtained important new data from numbers of stations in close proximity to the magnetic pole."

Later it was learned that Lieut. Ninnis died Dec. 4, 1911, while he, Dr. Mawson, and Dr. Merz were exploring a new coast line 300 miles southeast of the winter quarters. The lieutenant and a dog team, with almost the party's whole food supply, fell into an unfathomable crevasse. Dr. Merz died Jan. 17, 1912, from malnutrition. Dr. Mawson himself arrived at the base Feb. 7 after a narrow escape from death in the heavily crevassed areas.

The expedition headed by Dr. Mawson consisted of nearly fifty men, most of them graduates of Australian and New Zealand universities. It was financed by popular subscriptions and its purpose was to make a complete geographical and magnetic survey of the antarctic region between Cape Adare and Baussburg. The expedition landed on Adelle (Wilkes) land in the fall of 1911. March 12, 1912, the Aurora reached Hobart, Tasmania, with news that everybody was well and that the party had made numerous valuable discoveries. It was then expected that all the members of the expedition would return to Australia in the spring of 1913, but Dr. Mawson and six companions missed connections with the Aurora and it was announced by wireless that they would probably winter on Adelle land.

EXPEDITION TO CROCKER LAND.

Dr. Donald B. MacMillan, at the head of a party of scientists, sailed in the Newfoundland sealing steamship Diana, a wooden vessel of 473 tons, from Boston, Mass., July 5, 1913, on an expedition to Crocker land, which was first sighted by Peary in 1906. It is supposed to be the most northerly land on the globe. After a stop at Sydney, N. S., the Diana sailed north July 11 and six days later word was received by wireless that the vessel had stranded on Barge point, forty miles west of Battle Harbor, in the Straits of Belle Isle. It was floated without serious difficulty and proceeded on its way north. The expedition was sent out by the American Geographical society and the American Museum of Natural History. Among the scientists engaged were Ensign Fitzhugh Green, U. S. N., expert in mapmaking, seismology and terrestrial magnetism; W. E. Ekblaw, geologist, botanist and ornithologist, and Dr. M. C. Tanquary, zoologist. Besides exploring Crocker land the expedition hoped to investigate the region west and southwest of Cape Thomas Hubbard and north of the Parry Islands to determine the location of the edge of the continental shelf and to delineate the coast line along parts of Grant land and Axel Heiberg land.

STEFANSSON EXPEDITION.

Vilhjalmar Stefansson entered upon a second exploring expedition in arctic waters to the north of Alaska and British Columbia in 1913. He had three vessels, the Karluk, a steam whaler of 320 tons; the gasoline schooner Mary Sachs of thirty-three tons, and the power boat Alaska. Capt. Robert Bartlett, sailing master of Peary's ship, the Roosevelt, was second in command. A scientific staff of eleven persons, in addition to Mr. Stefansson and Dr. R. M. Anderson, made up a party, which, together with the captain and crews, was one of the largest ever sent out for exploring work in that part of the world. Among the men in the expedition were George Malloch, specialist in stratigraphy; J. J. O'Neill, mining geologist; Kenneth Chipman, topographer; J. R. Cox, topographer; James Murray, biologist and oceanographical stu-

dent; Fritz Johanson, ichthyologist; Henry Beauchamp and Dr. D. Jenness, anthropologists; A. Forbes Mackay, surgeon; W. T. McKinlay, physicist, and Dr. R. M. Anderson, ethnologist. The expedition, which is financed by the Canadian government and is to stay in the arctics three years, left Port Clarence, Alaska, July 28.

EXPLORATION IN GREENLAND.

Knud Rasmussen, the Danish explorer, who started out July 10, 1910, on an expedition to northern Greenland, returned to Denmark in May, 1913. He confirmed Mylius Ericksen's discovery that the so-called Peary channel did not exist and that Peary land was not an island, but was united to Greenland. He discovered a new land which he named Christian X. land. The expedition was mainly a scientific one, and besides mapping the region connecting Greenland with Peary land, it devoted much time to ethnographical and ethnological investigation.

Koch Expedition—Capt. Koch, a Danish explorer, with three companions, crossed the inland ice of Greenland from Cape Bismarck to Upernivik, a distance of about 750 miles, between April 20 and July 15, 1913. The party encountered many hardships and came near starving.

EXPEDITION TO KING EDWARD VII. LAND.

Arrangements were made in 1913 for an expedition to King Edward VII. land to start in August, 1914, under command of J. Foster Stackhouse, who was associated with Capt. Scott in organizing the voyage of the Terra Nova. The party will use the steam yacht Polarix, which was built especially for ice navigation. King Edward VII. land stretches from the great ice barrier in the antarctic ocean and has not been explored except near the sea.

AMUNDSEN'S NORTH POLAR EXPEDITION.

Capt. Roald Amundsen made preparations in 1913 for his voyage toward the north pole by way of the Bering sea. His plan was to use the Fram and let it drift with the current across the polar regions. He estimated that the voyage would take from four to five years, but his ship would carry provisions for seven years. The Fram was to be equipped with wireless apparatus.

THE POLAR RECORD.

Year.	Explorer.	ARCTIC.	Deg.	Min.
1871	Capt. Hall.....	82	16
1876	Capt. Nares.....	83	10
1879	Lieut. De Long.....	77	15
1882	Lieut. Greely.....	83	24
1890	Lieut. Peary.....	83	50
1891	Lieut. Peary.....	83	24
1895	Fridtjof Nansen.....	86	14
1900	Duke d'Abruzzi.....	86	33
1902	Lieut. Peary.....	84	17
1904	Anthony Fiala.....	83	13
1906	Commander Peary.....	87	6
1909	Commander Peary.....	90	(Pole)
ANTARCTIC.				
1774	Capt. Cook.....	71	15
1823	Capt. Weddell.....	74	15
1842	Capt. Ross.....	77	49
1895	Borchgrevink.....	74	10
1898	De Gerlache.....	71	36
1900	Borchgrevink.....	78	50
1902	Capt. Scott.....	82	17
1909	Lieut. Shackleton.....	88	23
1911	Roald Amundsen.....	90	(Pole)
1912	Robert F. Scott.....	90	(Pole)

NEW POLAR LAND DISCOVERED.

Commander Wilkitzky of the Russian navy, in charge of an expedition sent out by the St. Petersburg authorities to explore arctic waters north of Siberia, with a view to promoting navigation between Bering sea and the Lena and the Kolyma rivers, reported on his arrival at St. Michaels, Alaska, Oct. 11, 1913, that he had discovered a considerable body of new land. He said it was in latitude 81 north and longitude 102 east and that

it extended from about sixty miles north of Cape Chelyuskin to a distance of some 200 nautical miles. With his ships, the ice breakers Talmir and Valgatz, he cruised in a northwesterly direction along the coast of the new land to latitude 81 north, longitude 96 east. Here he was forced to turn away from the land by solid ice. He then followed the shore in a southeasterly direction to longitude 104 east, latitude 79 north, where the coast turned toward the northeast. This voyage was made in July and August, 1913. Prior to making

this discovery the expedition, which left Vladivostok early in July, had surveyed the coast from the mouth of the Kolyma river to Cape Chelyuskin. It was the commander's intention to proceed west to the Yenesei river on the other side of the Talmir peninsula, but ice was encountered, and in trying to get beyond it on the north the new land was discovered. This was described by Commander Wilkitzky as mountainous and as covered with snow almost to the sea. He named it Nicholas II. land in honor of the czar.

CIVIL SERVICE IN AMERICAN CITIES.

The federal census bureau in Washington, D. C., made an inquiry early in 1913 relating to civil service examinations in the cities of the United States having a population of 30,000 or more. In response to letters sent out by the bureau 77 cities reported that such examinations were required for appointments in all departments; 32 that they were required in some but not all departments, while 76 reported that no examinations were required. Following are the cities which require civil service examinations for practically all departments:

Cities of 300,000 or more population:

New York, N. Y.	San Francisco, Cal.
Chicago, Ill.	Milwaukee, Wis.
Philadelphia, Pa.	Cincinnati, O.
Boston, Mass.	Newark, N. J.
Cleveland, O.	Los Angeles, Cal.
Pittsburgh, Pa.	New Orleans, La.
Buffalo, N. Y.	Washington, D. C.

Cities of 200,000 to 300,000 population:

Jersey City, N. J.	New Haven, Conn.
Seattle, Wash.	Scranton, Pa.
Kansas City, Mo.	Paterson, N. J.
Indianapolis, Ind.	Fall River, Mass.
Rochester, N. Y.	Dayton, O.
Portland, Ore.	Spokane, Wash.
Columbus, O.	Lowell, Mass.
Toledo, O.	Cambridge, Mass.
Oakland, Cal.	New Bedford, Mass.
Worcester, Mass.	Albany, N. Y.
Syracuse, N. Y.	

Cities of 50,000 to 200,000 population:

Trenton, N. J.	Springfield, Mass.
----------------	--------------------

Lynn, Mass.	Duluth, Minn.
Lawrence, Mass.	Somerville, Mass.
Tacoma, Wash.	Troy, N. Y.
Des Moines, Iowa.	Oklahoma City, Okla.
Kansas City, Kas.	Holyoke, Mass.
Yonkers, N. Y.	Brockton, Mass.
Youngstown, O.	Springfield, Ill.

Cities of 30,000 to 50,000 population:

Binghamton, N. Y.	Auburn, N. Y.
Springfield, O.	Taunton, Mass.
Sacramento, Cal.	Everett, Mass.
Chattanooga, Tenn.	Pittsfield, Mass.
Malden, Mass.	Quincy, Mass.
Haverhill, Mass.	Amsterdam, N. Y.
Salem, Mass.	Jamestown, N. Y.
Topeka, Kas.	Mt. Vernon, N. Y.
Newton, Mass.	Niagara Falls, N. Y.
Fitchburg, Mass.	Muskogee, Okla.
Elmira, N. Y.	Chelsea, Mass.
Hamilton, O.	New Rochelle, N. Y.
East Orange, N. Y.	Lorain, O.

Among the larger cities requiring examination for appointment in one or more departments, principally fire and police, are Baltimore, Md.; Detroit, Mich.; Denver, Col.; Birmingham, Ala.; Memphis, Tenn.; Richmond, Va.; Nashville, Tenn., and Hartford, Conn.

Among the cities which do not require examination for any branch of the civil service are St. Louis, Mo.; Minneapolis and St. Paul, Minn.; Providence, R. I.; Louisville, Ky.; Omaha, Neb.; Grand Rapids, Mich.; Bridgeport, Conn., and San Antonio, Tex.

BENEVOLENT INSTITUTIONS IN THE UNITED STATES.

[From report of bureau of the census.]

The total number of benevolent institutions reported in 1910 is 5,397, classified as follows: Institutions for the care of children, 1,152; societies for the protection and care of children, 212; institutions for the care of adults or adults and children, 1,442; institutions for the education and care of the blind and deaf, 119; hospitals, classed as benevolent, 1,896, and dispensaries, classed as benevolent, 576.

In these institutions, or under their care, there were at the close of the year 330,337 persons, apportioned as follows: Institutions for children, 107,401; societies for the protection and care of children, 35,279; institutions for adults or adults and children, 121,876; institutions for the blind and deaf, 651; hospitals, 28,869. The movement of inmates during the year is indicated by the fact that 82,011 children were received into institutions, while 37,825 were placed in families or institutions, mostly in families and chiefly by societies for their care; 788,691 persons were received into institutions for adults or adults and children, and 2,554 into institutions for the blind and deaf; 1,975,838 patients were treated in hospitals and 2,439,059 in dispensaries.

As compared with the previous report, that for 1904, the number of institutions reported shows an increase of 1,346 (day nurseries, of which 166 were reported in 1904, were not included in 1910); inmates of institutions at close of year, an increase of 95,975; children received into institutions during the year, an increase of 11,186; patients treated in hospitals, an increase of 911,326, and in dispensaries of 827,408. There was a decrease of 109,319 in

the number of persons received into institutions for adults or adults and children, and of 4,471 in the number received into institutions for the blind and deaf.

Two items are of special interest: The collection for the first time of data in regard to the placing out of children in families, and the notably increased interest manifested in the treatment of tuberculosis, which accounts to a very considerable degree for the increase in the number of dispensaries and to some degree of hospitals and sanitariums. Thus the net number of dispensaries added to the list is 420, and of these nearly 200 are county dispensaries established in the state of Pennsylvania by the department of health for the treatment of tuberculosis. The decrease of 109,319 in the number of persons received into institutions for the care of adults or adults and children is chiefly confined to institutions for the temporary care of men who are destitute.

Noting the distribution of institutions in the states, it appears that New York leads with 797, an increase of 200 over the figures in 1904; Pennsylvania has 692, an increase of 301; Massachusetts 359, an increase of 104; Illinois 324, an increase of 307; Ohio, 311, an increase of 52, and New Jersey 207, an increase of 58. Almost all the states show an increase (generally in about the same proportion), which would indicate that the interest in the problem of caring for those who may be called "wards of the state" is by no means limited to the centers of population, but extends throughout the entire country.

Foreign Governments.

Rulers and cabinets of the leading countries, with the latest statistics of their area, population, exports and imports.

GREAT BRITAIN.

GOVERNMENT—King, George V.; heir-apparent, Edward Albert, prince of Wales.

Prime Minister and First Lord of the Treasury—*H. H. Asquith.

Lord Chancellor—*Viscount R. B. Haldane.

Lord President of the Council—Viscount Morley.

Chancellor of Exchequer—*David Lloyd-George.

Home Secretary—*Reginald McKenna.

Foreign Secretary—*Sir Edward Grey.

Colonial Secretary—*L. V. Harcourt.

Secretary for War—*Col. John E. B. Seely.

Secretary for India and Lord Privy Seal—*Marquis of Crewe.

First Lord of Admiralty—*W. L. Spencer Churchill.

Secretary for Ireland—*Augustine Birrell.

Secretary for Scotland—*T. McKinnon Wood.

President of the Board of Trade—*Sydney C. Buxton.

President of the Local Government Board—*John Burns.

President of the Board of Agriculture—*Walter Huchman.

President of the Board of Education—*Joseph Albert Pease.

Postmaster-General—*Herbert Louis Samuel.

Chancellor of Duchy—*Charles E. Hobhouse.

First Commissioner of Works—*Earl Beauchamp.

Attorney-General—*Sir R. D. Isaacs.

Lord Lieutenant of Ireland—Earl of Aberdeen.

Lord Advocate—A. A. S.

Solicitor-General—*Sir J. A. Simon.

Solicitor-General for Scotland—A. M. Anderson.

Attorney-General for Ireland—Ignatius O'Brien.

Solicitor-General for Ireland—Thomas F. Molony.

*Members of the cabinet.

The British parliament, in which the highest legislative authority is vested, consists of the house of lords and the house of commons. The former in 1913 had 636 members and the latter 670. The sessions usually last from February to August.

AREA AND POPULATION.—The total area of England, Scotland, Ireland, Wales, the Isle of Man and the Channel Islands is 121,331 square miles; the total for the British empire is 11,498,825 square miles. The total population of the empire in 1911 was 421,178,965. The population of the united kingdom April 3, 1911, when the last census was taken, was: England, 34,045,290; Wales, 2,925,202; Scotland, 4,759,445; Ireland, 4,390,219; Isle of Man, 52,034; Channel Islands, 96,900. Total, 45,369,090.

The cities of England and Wales having more than 100,000 population each were in 1911:

London	4,522,961
Liverpool	746,566
Manchester	714,427
Birmingham	523,960
Leeds	445,583
Sheffield	454,653
Bristol	357,059
West Ham	289,102
Bradford	285,505
Newcastle	266,671
Kingston-upon-Hull	278,024
Nottingham	259,942
Leicester	227,242
Salford	231,380
Portsmouth	231,165
Stoke-on-Trent	234,553
Cardiff	182,280
Bolton	180,885
Croydon	169,559
Sunderland	151,162
Oldham	147,495
Blackburn	133,064
Brighton	131,250
Gateshead	116,923
Derby	123,433
Southampton	119,039
Plymouth	112,042
Norwich	121,493
Birkenhead	120,832
Preston	117,113
Halifax	101,556
Burnley	106,337
Middlesbrough	104,787
Stockport	108,693
St. Paul Shields	108,649
Coventry	106,377
Huddersfield	107,825
Swansea	114,673

The figures given in the above table for London are for the inner or registration district alone. Including the outer belt of suburban towns, which are within the metropolitan police district, the population of "Greater London" April 3, 1911, was 7,251,358.

Population of the chief cities in Scotland in 1911:

Glasgow	784,455	Dundee	165,006
Edinburgh	320,315	Paisley	84,477
Aberdeen	133,084	Leith	80,489

Greenock	68,911	Govan	98,725
Perth	36,995	Partick	66,848
Kilmarnock	34,728	Coatbridge	43,287

The total population of Ireland in 1911 was 4,390,219, against a total of 4,458,775 in 1901.

Population of the chief cities of Ireland in 1911:

Dublin	309,272	Lurgan	12,135
Belfast	385,492	Lisburn	12,172
Cork	76,632	Wexford	11,455
Limerick	38,403	Sligo	11,163
Londonderry	40,799	Kilkenny	13,112
Waterford	27,430	Kingstown	17,227
Galway	15,936	Portadown	11,727
Dundalk	13,128	Ballymena	11,376
Drogheda	12,425	Clonmel	10,277
Newry	12,456		

EXPORTS AND IMPORTS.—The total exports of the British empire in 1912 were \$5,745,542,500; of the united kingdom, \$2,996,339,000; total imports of the empire, \$6,528,065,000; of the united kingdom, \$3,724,482,000.

The total exports of the united kingdom to the United States in 1913 were \$295,564,940; imports, \$597,150,307.

INDIA.

GOVERNMENT.—Governor-general, Sir Charles Hardinge. Legislative authority vested in a council of sixty-eight members, thirty-six being official and thirty-two nonofficial.

AREA AND POPULATION.—The total area of British India is 1,773,088 square miles. The total population according to the census of March 10, 1911, is 315,132,527, divided among the provinces as follows:

Ajmer-Marwara	501,395	Madras	41,405,404
Assam	34,018,527	Northwest prov-	
Bombay	52,668,269	inces	2,196,933
Bengal	19,672,642	United pro v-	
Burma	12,115,217	inces	47,182,044
Central prov-	13,916,308	Punjab	19,974,936
Coorg	174,976	Baluchistan	414,412
		Andamans	26,459

Population of the large cities in 1911:

Calcutta	1,222,313	Delhi	232,837
Bombay	979,445	Lahore	228,687
Madras	518,660	Cawnpore	178,557
Haidarabad	500,622	Agra	185,449
Lucknow	259,788	Ahmedabad	215,835
Rangoon	293,316	Allahabad	171,697
Benares	203,804	Poona	158,856

DOMINION OF CANADA.

GOVERNMENT.—The Canadian parliament consists of eighty-seven life senators and a house of commons of 221 members, there being one representative for every 25,367 of population, based upon the census of 1881. The governor-general is the duke of Connaught, appointed in 1911, and the council is made up of the following: Premier, Robert L. Borden; minister of agriculture, Martin Burrell; customs, Dr. D. J. Reid; finance, W. T. White; inland revenue, W. B. Nantel; interior, B. Rogers; justice, C. J. Doherty; labor, T. W. Crothers; marine and fisheries, J. D. Hazen; militia, S. Hughes; postmaster-general, L. P. Pelletier; public works, Louis Coderre; railways and canals, Francis Cochrane; secretary of state, Dr. W. J. Roche; trade and commerce, George E. Foster; ministers without port folio, A. E. Kemp, J. A. Longheed, George H. Perley. The governor-general gets a salary of \$50,000 a year, the premier \$12,000 and the other ministers \$7,000 each.

AREA AND POPULATION.—The total area of Canada is 3,729,665 square miles, of which 3,603,910 is land area. Area of provinces:

Province.	Sq. miles.	Province.	Sq. miles.
Alberta	255,285.00	Manitoba	73,731.72
Brit. Columbia	355,855.00	New Brunswick	27,985.11
Nova Scotia	21,427.77	Saskatchewan	251,700.00
Ontario	260,862.00	Yukon	207,076.00
Prince Edward Island	2,184.36	Northwest ter-	
Quebec	351,873.00	ritories	1,921,685.00
		Total	3,729,664.56

*Area increased in 1912 to 251,832 square miles. †Increased in 1912 to 407,262 square miles. ‡Increased in 1912 to 706,834 square miles. §Decreased in 1912 to 1,242,224 square miles.

The census taken June 1, 1911, showed the following population by provinces:

Province.	1911.	1901.	Increase.	Pr. ct.
Alberta	374,663	73,022	301,641	413.08
British Columbia	392,480	178,657	213,823	119.68
Manitoba	455,614	255,211	200,403	78.52
New Brunswick	351,839	331,120	20,769	6.27
Nova Scotia	492,338	469,574	32,764	7.13
Ontario	2,523,274	2,182,947	340,261	15.58
Prince Edward Isl.	93,728	103,259	*9,531	*9.23
Quebec	2,003,232	1,648,898	354,334	21.46
Saskatchewan	492,432	91,279	401,153	439.43
Yukon	8,512	27,219	*18,707	*68.73
Northwest territ's	18,481	20,129	*1,648	*8.19
Total	7,206,643	5,371,315	1,833,212	34.13

*Decrease.

Population by sex and per square mile in 1911:

Province.	Male.	Female.	Total.	Per sq. mile.
Alberta	223,989	150,674	374,663	1.47
British Columbia	251,619	140,861	392,480	1.09
Manitoba	250,056	205,558	455,614	6.18
New Brunswick	179,867	172,022	351,889	12.61
Nova Scotia	251,019	241,319	492,338	22.93
Ontario	1,299,290	1,223,984	2,523,274	9.67
Prince Edward Isl.	47,069	46,659	93,728	42.91
Quebec	1,011,247	991,465	2,002,712	5.69
Saskatchewan	291,730	200,702	492,432	1.95
Yukon	6,508	2,004	8,512
Northwest territ's	8,530	8,421	16,951

Total Canada.....3,820,887 3,383,640 7,204,527 1.33

The rural population in 1911 was 3,924,083 and the urban population 3,280,444. In 1901 the rural population was 3,369,018 and the urban population 2,002,297. The increase of rural population in the ten years was therefore 555,065 and of the urban 1,278,147, or 16.48 per cent for the rural and 63.83 per cent for the urban.

The population of the principal cities and towns in 1911 was:

Amherst, N. S.....	8,973	Regina, Sas.....	30,213
Arnprior, Ont.....	4,405	Revelstoke, B. C.....	3,017
Barrie, Ont.....	6,420	St. Boniface, Man.....	7,483
Belleville, Ont.....	9,876	St. Catharines, Ont.....	12,484
Berlin, Ont.....	15,196	St. Hyacinthe, Que.....	9,797
Brandon, Man.....	13,839	St. Jean, Que.....	5,903
Brantford, Ont.....	23,132	St. John, N. B.....	42,511
Brockville, Ont.....	9,374	St. Thomas, Ont.....	14,054
Calgary, Alb.....	43,704	Sarnia, Ont.....	9,947
Charlottetown,		Saskatoon, Sas.....	12,004
P. E. I.....	11,198	Sault Ste. Marie,	
Chatham, N. B.....	4,666	Ont.....	10,984
Chatham, Ont.....	10,770	Shawinigan Falls,	
Chicoutimi, Que.....	5,880	Ont.....	4,265
Cobalt, Ont.....	5,638	Sherbrooke, Que.....	16,405
Coburg, Ont.....	5,074	Smith's Falls, Ont.....	6,370
Collingwood, Ont.....	7,698	Sorel, Que.....	8,420
Cornwall, Ont.....	5,598	Ingersoll, Ont.....	4,763
Dartmouth, N. S.....	5,058	Joliette, Que.....	6,346
Dawson, Yukon.....	3,013	Kamloops, B. C.....	3,772
Dundas, Ont.....	4,299	Kaslo, B. C.....	3,146
Edmonton, Alb.....	24,900	Kenora, Ont.....	6,158
Fernie, B. C.....	3,146	Kingston, Ont.....	18,874
Fort William, Ont.....	16,499	Lachine, Que.....	10,699
Fraserville, Que.....	6,774	Leathbridge, Alb.....	8,050
Fredericton, N. B.....	7,208	Levis, Que.....	7,452
Galt, Ont.....	10,299	Lindsay, Ont.....	6,964
Glace Bay, N. S.....	12,562	London, Ont.....	46,300
Goderich, Ont.....	4,552	Maisonneuve, Que.....	18,684
Granby, Que.....	4,750	Medicine Hat, Alb.....	5,608
Grand Mere, Que.....	4,783	Midland, Ont.....	4,663
Gravel, Ont.....	15,175	Moncton, N. B.....	11,345
Halifax, N. S.....	46,619	Montreal, Que.....	470,480
Hamilton, Ont.....	81,963	Moosejaw, Sas.....	13,823
Hawkesbury, Ont.....	4,400	Nanaimo, B. C.....	8,506
Hull, Que.....	18,222	Nelson, B. C.....	4,476
Portage La Prairie,		New Glasgow, N. S.....	6,383
Man.....	5,892	N. W. Westminster,	
Port Arthur, Ont.....	11,230	B. C.....	13,199
Port Hope, Ont.....	5,092	Niagara Falls, Ont.....	9,248
Prince Albert, Sas.....	6,254	North Bay, Ont.....	7,737
Prince Rupert, B. C.....	4,184	North Toronto, Ont.....	5,382
Quebec, Que.....	78,190	North Sydney, N. S.....	5,418

North Vancouver,		Thetford Mines, Que.	7,261
B. C.....	8,306	Toronto, Ont.....	376,538
Orillia, Ont.....	6,828	Trois-Rivieres, Que.	13,691
Oshawa, Ont.....	7,436	Truro, N. S.....	6,107
Ottawa, Ont.....	87,062	Valley Field, Que.	9,449
Outremont, Que.....	4,820	Vancouver, B. C.....	100,401
Owen Sound, Ont.....	12,558	Verdon, Que.....	11,629
Paris, Ont.....	4,098	Victoria, B. C.....	31,660
Peterbrooke, Ont.....	5,626	Waterloo, Ont.....	4,359
Peterborough, Ont.....	18,360	Welland, Ont.....	5,318
Springhill, N. S.....	5,713	Westmount, Que.....	1,479
Stratford, Ont.....	12,046	Westville, N. B.....	4,417
Strathcona, Alb.....	5,579	Windsor, Ont.....	17,829
Sudbury, Ont.....	4,150	Winnipeg, Man.....	136,035
Sydney, N. S.....	17,723	Woodstock, Ont.....	9,320
Sydney Mines, N. S.	7,470	Yarmouth, N. S.....	6,609

Population by origin (1911):

British total.....	3,896,985	Finnish.....	15,497
English.....	1,823,150	Greecian.....	3,594
Irish.....	1,050,384	Hindu.....	2,342
Scottish.....	997,880	Indian.....	105,492
Welsh.....	24,848	Italian.....	45,411
Other.....	723	Japanese.....	9,021
French.....	2,054,890	Jewish.....	75,681
German.....	393,320	Negro.....	16,877
Austro-Hungarian.....	129,103	Poleish.....	33,365
Austrian.....	42,535	Russian.....	43,142
Bukovinian.....	9,960	Scandinavian.....	107,535
Galician.....	35,158	Swiss.....	6,820
Hungarian.....	11,605	Turkish.....	3,685
Ruthenian.....	29,845	Various.....	18,310
Belgian.....	9,593	Unspecified.....	147,345
Bulgar'n-Ruman'n.....	5,875		
Chinese.....	27,771	Total populat'n.	7,206,643
Dutch.....	54,986		

MANUFACTURES—[From census taken in June, 1911, for year 1910.]

	1900.	1910.
Establishments.....	14,650	19,218
Capital.....	\$446,916,487	\$1,247,583,609
Employes on salaries.....	30,691	44,077
Salaries.....	\$23,676,146	\$33,779,715
Employes on wages.....	308,482	471,126
Wages.....	\$89,573,204	\$197,228,701
Raw materials.....	\$266,527,853	\$601,509,018
Value products.....	\$481,053,375	\$1,165,975,639

Industries by principal groups (1910):

Groups	Establishments.	Capital.	Wage earners.	Value products.
Food products.....	6,985	\$133,044,523	52,730	\$245,669,421
Textiles.....	1,444	108,787,407	72,672	135,902,341
Iron and steel.....	824	123,561,319	45,558	113,640,610
Timber, lumber.....	4,999	259,889,715	110,049	184,630,376
Leather prod'ts.....	399	48,788,803	22,742	62,850,412
Paper, printing.....	773	62,677,612	22,894	46,458,053
Liquors.....	260	43,237,757	4,688	28,938,872
Chemicals.....	178	26,926,124	5,274	27,938,833
Clay, glass, stone products.....	771	45,859,507	17,699	25,781,860
Metals other than steel.....	341	67,133,540	17,502	73,241,796
Tobacco.....	173	21,659,935	8,763	25,329,324
Vehicles.....	465	49,397,096	35,778	69,712,113
Vessels.....	172	10,351,765	4,414	6,575,417
Miscellaneous.....	1,011	235,148,103	38,537	104,618,560
Hand trades.....	423	11,120,403	8,826	14,829,741

Total.....19,218 1,247,583,609 471,126 1,165,975,639

Religions of Canada in 1911. Figures here given are only for denominations having more than 10,000 members:

Adventists.....	10,406	Greek church.....	88,507
Anglicans.....	1,043,017	Jews.....	74,564
Baptists.....	382,666	Lutherans.....	229,864
Buddhists.....	10,012	Mennonites.....	44,611
Christians.....	16,773	Methodists.....	1,079,829
Confucians.....	14,562	Mormons.....	15,771
Congreg'nalists.....	34,054	Presbyterians.....	1,115,324
Disciples.....	11,329	Protestants.....	30,265
Doukholders.....	10,493	Roman catholics.....	2,833,041
Evangelicals.....	10,595	Salvation Army.....	18,834

IMPORTS AND EXPORTS—The total value of the imports for the year ended March 31, 1912, was \$559,220,936; exports, \$315,217,250. Imports from the United States (1913) \$415,260,049; exports to the United States, \$120,571,180.

COMMONWEALTH OF AUSTRALIA.

July 9, 1900, the British parliament passed an act empowering the six provinces of Australia to form a federal union and Jan. 1, 1901, the new commonwealth was proclaimed at Sydney, N. S. W. Its first parliament was opened May 9, 1901, by the prince of Wales (now George V.), heir-apparent to the British throne, acting for his father, King Edward VII. The capital at present is in Melbourne.

GOVERNMENT—The federal parliament is made up of a senate of thirty-six members, six from each original state, and a house of representatives of seventy-five members, apportioned as follows: New South Wales, 27; Victoria, 21; Queensland, 16; South Australia, 7; Western Australia, 5; Tasmania, 5. The king is represented by the governor-general. He and the council of seven ministers exercise the executive power. The governor-general is paid a salary of \$50,000 a year. The governor-general is Baron Denman. The ministers are: Joseph H. Cook, home affairs and prime minister; W. H. Irvine, attorney-general; L. E. Groom, trade and customs; E. D. Millen, defense; A. Wynne, postmaster-general; P. M. Glynn, external affairs; Sir J. Forrest, treasurer.

AREA AND POPULATION—The commonwealth has a total area of 2,974,581 square miles, divided among the states as follows:

New South Wales	310,372	Northern Territory	523,620
Victoria	87,884	Western Australia	975,920
Queensland	670,500	Tasmania	26,215
South Australia	380,070		

The total population of the commonwealth as enumerated April 2, 1911, was 4,455,005, divided among the states as follows:

New South Wales	1,648,448	West'n Australia	282,114
Victoria	1,315,551	Tasmania	191,211
Queensland	605,813		
South Australia	408,558	Total	4,455,005
Northern Territory	3,310		

The population of Melbourne in 1911 was 600,160; Sydney (1911), 636,353; Adelaide (1911), 192,429; Wellington (1911), 70,729; Brisbane (1911), 143,514.

EXPORTS AND IMPORTS—The total exports of the states in the commonwealth in 1912 were \$394,185,000; total imports, \$390,490,000. Australia in 1913 exported merchandise valued at \$10,956,200 to the United States and imported merchandise worth \$43,351,855.

UNION OF SOUTH AFRICA.

Sept. 29, 1909, the British parliament passed an act empowering the four self governing colonies of South Africa—Cape of Good Hope, Natal, Transvaal and Orange Free State—to form a federal government to be known as the Union of South Africa. This was proclaimed May 31, 1910, at Pretoria, the seat of government, other services taking place at Cape Town, the seat of the legislature.

The executive government is vested in the king, represented by a governor-general, and an executive council and in ten ministers of state. Legislative power is vested in a parliament consisting of a senate and a house of assembly. The senate contains forty members, eight of whom are nominated by the governor-general in council and thirty-two elected by the four provinces, each of which is entitled to eight senators. The assembly consists of 121 members, chosen in electoral divisions as follows: The Cape of Good Hope, 51; Natal, 17; Transvaal, 36; Orange Free State, 17. Senators are elected for ten years and assemblies for five. The English and Dutch languages are both official.

Governor-General—Lord Herbert John Gladstone. **Cabinet**: Premier and minister of agriculture, Gen. Louis Botha; finance and defense, J. C. Smuts; railways, Henry Burton; justice and native affairs, J. W. Sauer; education and mines, F. S. Malan; interior and lands, A. Fischer; posts and telegraphs and public works, Sir T. Watt.

Area in square miles and population in 1911:		
Province.	Area.	Population.
Cape of Good Hope	276,995	2,563,021
Natal	35,290	1,191,958
Transvaal	110,426	1,676,611
Orange Free State	50,353	526,905
Total	473,100	5,958,499

IMPORTS AND EXPORTS—The total imports of the four states in 1911 were valued at \$182,117,500 and the exports at \$283,120,000. Exports to the United States in 1913, \$3,305,552; imports, \$14,488,501.

ALBANIA.

Albania is an autonomous country, formerly a part of Turkey in Europe, but lost to the Ottomans as a result of the Balkan war. Its precise limits have not yet (October, 1913) been determined precisely by the powers, in the hands of which it was left by the treaty of London of May 30, 1913. It has a population of approximately 950,000 and an area of about 20,000 square miles.

AUSTRIA-HUNGARY.

GOVERNMENT—Emperor of Austria and king of Hungary, Francis Joseph I.; heir-presumptive (his nephew, son of the late Archduke Charles Louis), the Archduke Francis Ferdinand of Este.

Joint or common ministry:
Foreign Affairs—Count Leopold Berchtold.
War—Gen. Kroatnik.
Finance—Dr. de Belinski.
Cabinet for Austria:
Premier—Count E. M. G. Stuergh.
Interior—Dr. Karl Baron Holnoid.
Commerce—Dr. Rudolph S. von Bonnot.
Finance—Wenzel von Zaleski.
Railways—Dr. von Forster.
Instruction—Dr. Max von Hussarek.
Agriculture—Franz Zenker.
Justice—Dr. Hoehenburger.
National Defense—Marshal von Georgi.
Labor—Herr Ottokar Trnka.
Cabinet for Hungary:
Premier—Count Stephan Tisza.
Interior—Johann Sandor.
Finance—Johann Teleszky.
Defense—Samuel Hazay.
Justice—Dr. Francis Z. Szekely.
Commerce—Ladislas Beathy.
Agriculture—Baron Stephan B. von Rajecz.
Education—Count Johann Zichy.

The empire of Austria and the kingdom of Hungary are sovereign states, each with its own constitution, legislative bodies and system of administration, co-ordinate in rank and mutually independent within the domain of home affairs. Foreign representation (embassies and consulates), the army and navy, customs (import and export duties), and the administration of the annexed provinces (Bosnia and Herzegovina) are, however, conducted in common. Legislation on matters affecting the interests of the dual monarchy as a whole is entrusted to the delegations—two bodies of sixty members each, chosen from among members of the two legislative chambers of Austria and Hungary respectively.

AREA AND POPULATION—Area of Austria, 115,903 square miles; of Hungary, 125,395 square miles. The population of Austria in 1910 was 28,324,940. The population of Hungary in 1910 was 20,886,787. Total population for both countries in 1910 was 49,211,727.

Largest cities of Austria in 1910:

Vienna	2,031,498	Brunn	125,737
Trieste	229,475	Czernowitz	87,128
Prague	223,741	Pilsen	80,343
Lemberg	206,113	Linz	67,817
Cracow (1909)	151,886	Pola	58,081
Gratz	151,781		

Largest cities of Hungary in 1910:

Budapest	880,371	Poszony	78,223
Szeged	118,328	Temesvar	72,555
Szabadka	94,610	Keeskemet	66,834
Debrecen	92,729	Arad	63,166
Zagrab	79,038	Hidmezo Vasarhely	62,445

IMPORTS AND EXPORTS—The value of the imports into the Austro-Hungarian customs territory in 1912 was \$722,030,000; exports, \$549,973,000. Chief imports are cotton, coal, wool, maize, tobacco, coffee and wines; principal exports, lumber and wool manufactures, sugar, eggs, barley, lignite, malt, leather, gloves and shoes. Imports from the United States in 1913, \$23,320,690; exports to United States, \$19,192,414.

BELGIUM.

GOVERNMENT—King, Albert I. Cabinet: Premier and Minister of Railways—Ch. de Broqueville.

War—Gen. Hellebaut.

Foreign Affairs—M. J. Davignon.

Interior—Paul Berryer.

Finance—M. Levie.

Justice—H. Carton de Wiart.

Agriculture and Public Works—G. Helleputte.

Industry and Labor—M. A. Hubert.

Science and Arts—P. Poulet.

Colonies—J. Renkin.

Railways—A. Van de Vyvere.

Marine, Posts and Telegraphs—P. Segers.

The legislative power is vested in the king, senate and chamber of representatives. The senate has 120 members and the chamber 186, or one for every 40,000 inhabitants.

AREA AND POPULATION—Total area, 11,373 square miles. Total population, 1910, 7,423,784; estimated population, 1911, 7,490,411. Population of the largest cities Dec. 31, 1911:

Antwerp 308,618 | Liege 167,676
Brussels (capital) 646,400 | Ghent 166,719

IMPORTS AND EXPORTS—The imports in 1912 amounted to \$899,722,000 and the exports to \$753,601,000. The trade with the United States in 1913 was: Imports, \$66,845,462; exports, \$41,941,014. Chief imports are cereals, textiles and metal goods; chief exports, cereals, raw textiles, tissues, iron, glass, hides, chemicals and machinery.

BULGARIA.

GOVERNMENT—King, Ferdinand. Legislation is enacted by the *sobranje*, a single chamber of 209 members elected for five years. Bulgaria in 1803 declared itself independent of Turkey, under the suzerainty of which country it had been an autonomous principality.

AREA AND POPULATION—Area, about 36,900 square miles. Population Dec. 31, 1910, 4,329,108; now about 5,000,000; population of Sofia, the capital, 102,769.

IMPORTS AND EXPORTS—Exports in 1911, \$35,634,000; imports, \$38,087,000. Exports to the United States in 1913, \$440,537; imports, \$103,749. The exports are mainly cereals and the imports textiles.

DENMARK.

GOVERNMENT—King, Christian X.; heir apparent, Prince Christian Frederick. Cabinet:

Premier and Minister of Justice—M. Zable.

Finance and Foreign Affairs—Eduard Brandes.

Home Affairs—Ove Rode.

Agriculture—M. Pederson.

Instruction—Ov. K. Nielsen.

Commerce—O. H. V. Muus.

Finance—H. Juergensen.

Defense—M. Munch.

Legislative authority is vested in the *landsting* and *folkething*. The former, which is the upper house, has 66 members, twelve of whom are appointed for life, the remainder being elected for terms of eight years. The *folkething*, or lower house, has 114 members, each elected for three years.

AREA AND POPULATION—Denmark's area is 15,582 square miles and total population in 1911, 2,775,076. Copenhagen, the capital, has a population of 462,161; with suburbs, 559,398.

IMPORTS AND EXPORTS—Total exports in 1911, \$172,585,000; imports, \$192,525,000. The imports from the United States in 1913 were \$18,657,794; exports, \$2,974,670. Leading articles of export are butter, pork, eggs and lard; of import, textiles, cereals, wood, iron manufactures and coal.

FRANCE.

GOVERNMENT—President, Raymond Poincare; term expires 1926.

Premier and Minister of Public Instruction—Jean Barthou.

Justice—M. Ratier.

Foreign Affairs—Stephen Pichon.

Colonies—Jean Morel.

Finance—M. Dumont.

War—Eugene Etienne.

Marine—Pierre Baudin.

Public Works—M. Thierry.

Agriculture—M. Clementel.

Labor—M. Cheron.

Interior—L. Klotz.

Legislative authority is vested in the chamber of deputies and the senate. The former has 597 members, each of whom is elected for four years. The senate has 300 members elected for nine years. The presidential term is seven years.

AREA AND POPULATION—France has a total area of 207,054 square miles. The area of the French colonies and dependencies throughout the world is 4,367,746 square miles. Total population (1911) of France proper, 39,601,509. Population of the principal cities in 1911:

Paris	2,888,110	Nantes	170,535
Marseilles	550,619	Toulouse	149,576
Lyons	523,796	St. Etienne.....	148,656
Bordeaux	261,673	Nice	142,940
Lille	217,807	Havre	136,159

IMPORTS AND EXPORTS—The total imports in 1912 amounted to \$1,534,515,000; exports, \$1,280,816,000. Exports to the United States in 1913, \$136,877,990; imports from, \$146,100,201. The chief exports are textiles, wine, raw silk, wool, small wares and leather; imports, wine, raw wool, raw silk, timber and wood, leather, skins and linen.

GERMANY.

GOVERNMENT—Emperor and king of Prussia, Wilhelm II.; heir-apparent, Prince Friedrich Wilhelm. Cabinet officers:

Imperial Chancellor—Dr. Theobald von Bethmann-Hollweg.

Foreign Affairs—Herr Gottlieb von Jagow.

Interior—Herr Klemens Delbrueck.

Navy—Admiral Alfred von Tirpitz.

Justice—Herr Dr. Lisso.

Colonies—Herr Dr. Soif.

Treasury—Herr Kuehn.

Postal Affairs—Dr. Reinhold Kraetke.

Commerce—Herr Reinhold Sydow.

President of Imperial Railway Administration—Herr von Breitenbach.

Railways—Herr Wackerzapp.

Imperial Exchequer—Herr von Magdeburg.

Imperial Bank—Herr Havenstein.

Imperial Debt Commission—Herr Kuhn.

The Prussian minister of war, Gen. Josias O. O. von Heeringen, while nominally having jurisdiction over Prussian army affairs only, represents the imperial government in the *reichstag* in military matters and is, for all practical purposes, German secretary for war. Of the various independent states of Germany only the kingdoms of Prussia, Saxony, Bavaria and Wurttemberg have their own ministers of war.

Legislative authority is vested in a *bundesrath*, or senate, of 61 members, and a *reichstag*, or house, of 397 members. The latter are elected for five year terms on a popular franchise and the senators are appointed from the state governments for each session.

AREA AND POPULATION—The area of the states in the empire is 208,789 square miles; area of dependencies about 1,027,820 square miles; grand total, 1,236,609 square miles.

The last federal census was taken Dec. 1, 1910. According to this the population of the empire was 64,925,393. The estimated population of the foreign dependencies is 13,946,200. State population in 1910:

Prussia	40,165,219	Saxe-Melningen.	278,762
Bavaria	6,887,291	Anhalt	331,128
Wurttemberg ..	2,437,571	Saxe-Coburg ..	
Baden	2,142,833	Gotha	257,177
Saxony	4,806,661	Saxe,Altenburg..	216,128
Hesse	1,282,219	Lippe	150,937
Mecklenburg-		Schwarzburg-Rud	100,702
Schwerin	639,958	Schwarzburg-	
Oldenburg	483,042	Sond	89,917
Brunswick	494,339	Reuss, junior	
Saxony	417,149	branch	152,752
Mecklenburg-		Schaumburg-	
Strelitz	106,442	Lippe	46,652

Hamburg	1,014,661	Waldeck	61,707
Reuss, elder		Alsace-Lorraine.	1,874,014
branch	72,769		
Lubeck	116,599	Total	64,925,293
Bremen	295,715		

German cities having more than 150,000 inhabitants in 1910 included the following:

Berlin	2,071,257	Bremen	247,437
Hamburg	931,035	Duisburg	229,483
Munich	596,467	Dortmund	214,226
Dresden	548,308	Halle-on-Saale	150,843
Leipzig	589,850	Altona	172,628
Breslau	512,105	Strassburg	178,891
Cologne	516,257	Kiel	211,627
Frankfurt a. M. . .	414,576	Elberfeld	170,195
Nurnberg	333,142	Mannheim	193,902
Dusseldorf	358,728	Danzig	170,337
Hanover	302,375	Barmen	169,214
Stuttgart	286,218	Rixdorf	237,289
Chemnitz	287,807	Gelsenkirchen	169,513
Magdeburg	279,629	Aachen	156,143
Charlottenburg ..	305,978	Schoenberg	172,283
Essen	294,653	Posen	156,691
Stettin	236,113	Cassel	153,196
Konigsberg	245,994		

EXPORTS AND IMPORTS—Total exports (1912), \$2,115,482,000; total imports, \$2,449,517,000.

During the fiscal year ended June 30, 1913, Germany exported \$188,963,071 worth of merchandise to the United States and imported merchandise valued at \$331,634,212.

SOVEREIGNS OF STATES.

Anhalt—Duke, Friedrich.
 Baden—Grand duke, Friedrich II.
 Bavaria—King, Ludwig III.
 Brunswick—Duke, Ernst August.
 Hesse—Grand duke, Ernst Ludwig.
 Lippe—Count, Leopold IV.
 Mecklenburg-Schwerin—Grand duke, Friedrich Franz IV.
 Mecklenburg-Strelitz—Grand duke, Adolph Friedrich.
 Oldenburg—Grand duke, Friedrich August.
 Prussia—King, Wilhelm II.
 Reuss, Elder Branch—Prince, Heinrich XXIV.
 Reuss, Younger Branch—Prince, Heinrich XXVII.
 Saxe-Altenburg—Duke, Ernst.
 Saxe-Coburg and Gotha—Duke, Charles Edward.
 Saxe-Meiningen—Duke, Georg II.
 Saxony (grand duchy)—Grand duke, Wilhelm Ernst.
 Saxony—King, Friedrich August III.
 Schaumburg-Lippe—Prince, Adolf.
 Schwarzburg-Rudolstadt—Prince, Gunther.
 Waldeck—Prince, Friedrich.
 Wurttemberg—King, Wilhelm II.

GREECE.

GOVERNMENT—King, Constantine I.; heir-apparent, Prince George, duke of Sparta. Cabinet: President of the Council and Minister of War—M. Venizelos.

Marine—M. Stratos.
 Foreign—M. Coromilas.
 Worship and Instruction—M. Tsimimakos.
 Interior—M. Repoulis.
 Finance—M. Alexandre Diomidis.
 Commerce and Agriculture—M. Michalakopoulos.
 Justice—M. Raktivan.
 Legislative authority is vested in one chamber, the boule, consisting of 235 members, each of whom is elected for four years.

AREA AND POPULATION—Total area, about 45,000 square miles. Population in 1913, 4,500,000 (estimated). Athens in 1907 had 167,479 inhabitants; Piræus, 73,579, and Patras, 37,724.

EXPORTS AND IMPORTS—The total exports in 1911 amounted in value to \$28,180,500; imports, \$36,697,485. Exports to the United States in 1913, \$3,179,816; imports from the United States, \$1,216,195. The leading exports are currants, ores, olive oil and figs; imports, foodstuffs, textiles, coal and timber.

ITALY.

GOVERNMENT—King, Victor Emmanuel III.; heir to the crown, his son Humbert, prince of Piedmont, born Sept. 16, 1904.

President of Council and Minister of the Interior—Sig. Giolitti.

Foreign Affairs—Marquis A. di San Giuliano.

Grace and Justice—Sig. Finocchiaro Aprile.

Treasury—Sig. Tedesco.

Finance—Sig. Facta.

War—Gen. Paolo Spingardi.

Marine—Admiral Leonardi Cattolica.

Public Instruction—Sig. Credaro.

Public Works—Sig. Sacchi.

Agriculture, Industry and Commerce—Sig. Nitti.

Posts and Telegraph—Sig. Calissano.

Colonies—Sig. Bertolini.

Legislative authority rests in the king and parliament. The latter consists of a senate of 369 members (in 1912) and a chamber of deputies of 508 members.

AREA AND POPULATION—The area of Italy is 110,659 square miles. According to the census of June 10, 1911, the total population was 34,671,377. Population of the principal cities:

Naples	678,031	Florence	232,860
Milan	599,200	Catania	210,703
Rome	542,123	Bologna	172,628
Turin	427,106	Venice	160,719
Palermo	331,083	Messina	126,557
Genoa	272,221	Livorno	105,315

IMPORTS AND EXPORTS—The value of merchandise exported in 1912 was \$462,456,000; imported, \$695,592,000. The total value of exports to the United States in 1913 was \$54,107,364; imports from the United States, \$76,285,278. Chief imports are coal, cotton, grain, silk, wool, timber, machinery, sugar and oil; chief exports, silk, wine, oil, coral, sulphur, hemp and flax.

MONTENEGRO.

King, Nicholas I. Area 7,500 square miles; population, 650,000; of the capital, Cetinje, 4,500. Total exports in 1910, \$498,200; imports, \$1,701,300. Montenegro has practically no trade with the United States. Chief exports are sumach, smoked sardines, cattle, sheep, goats, cheese, olive oil, wine and tobacco. Imports include petroleum, salt, maize, cottons, hardware, sugar, coffee and rice.

NORWAY.

GOVERNMENT—King, Haakon VII.; crown prince, Olaf.

President of Council and Minister of Agriculture—Gunnar Knudsen.

Foreign Affairs—M. Ihlen.

Justice—Lars Abrahamsen.

Commerce—Johan Castberg.

Labor—M. Urbye.

Finance—A. Omholt.

Education and Worship—A. O. Bryggesaa.

Defense—Gen. Kellhan.

Legislative authority is vested in the storting, consisting of 123 members elected for three years through universal suffrage by men and women. The storting consists of two houses, the odelsting and the lagthing. The former is made up of three-fourths of the members of the storting and the latter of one-fourth.

AREA AND POPULATION—The total area of Norway is 124,130 square miles. Total population in December, 1910, 2,391,782. Christiania in 1910 had a population of 241,834 and Bergen 76,867.

IMPORTS AND EXPORTS—The value of the imports in 1912 was \$135,671,000; exports, \$87,084,000. Exports to the United States in 1913, \$8,418,359; imports, \$8,391,458. The chief exports are timber and wood manufactures, wood pulp, malty food, paper and minerals; imports, breadstuffs, groceries, yarn, textiles, vessels and machinery.

PORTUGAL.

GOVERNMENT—President, Manoel de Arrajga. Cabinet:

Premier and Minister of Finance—Dr. Affonso Costa.

Foreign Affairs—Senhor Antonio Maceira.

Interior—Senhor Rodrigo Rodrigues.

Justice—Senhor Alvaro de Castro.

Public Works—Senhor Antonio Maria da Silva.

War—Maj. Pereira Bastos.

Marine—Senhor Freitas Ribeiro.
Colonies—Senhor Almeida Ribeiro.

Legislative authority is vested in a national council of 164 members and an upper house of seventy-one members. The first elections were held May 28, 1911, and the assembly opened June 19. On the same day the republic was officially recognized by the United States.

AREA AND POPULATION—Total area, including Azores and Madeira, 35,490 square miles. Area of possessions in Africa and Asia, 801,060 square miles. The population of the home country with the Azores and Madeira in 1911 was 5,957,985; of the colonies in Africa and Asia, 9,139,444. In 1910 Lisbon had a population of 356,009 and Oporto 167,955.

IMPORTS AND EXPORTS—Total imports in 1911, \$122,627,314; total exports, \$61,417,450. Imports from the United States in 1913, \$4,167,158; exports to the United States, \$6,870,223. The chief imports are foodstuffs, cotton, sugar, fish, wool, leather, coal and coffee; chief exports, wine, sardines, copper ore, olives and figs.

ROUMANIA.

GOVERNMENT—King, Carol I.; heir-apparent, Ferdinand, prince of Roumania.

Legislative authority is vested in a senate of 120 members elected for eight years and a chamber of deputies of 183 members elected for four years.

AREA AND POPULATION—The total area is about 55,000 square miles. The population in 1899 was 5,956,690; estimated in 1913, 7,111,000. Population of the principal towns (in 1912): Bucharest, 338,109; Jassy, 75,882; Galatz, 71,719; Braila, 64,730.

EXPORTS AND IMPORTS—The value of the exports in 1910 was \$79,075,000; of the imports, \$118,985,000. The chief exports are cereals and the leading imports are textiles. Exports to the United States in 1913, \$348,481; imports from, \$2,417,591.

RUSSIA.

GOVERNMENT—Czar, Nicholas II.; heir-apparent, Grand Duke Alexis.

Premier and Minister of Finance—F. Kokovtseff.
Foreign Affairs—M. Sazonoff.

Interior—M. Maklakoff.
Instruction—M. Casso.

Imperial House and Domains—Gen. Baron de Fredericks.

Justice—M. Scheglovitoff.

Agriculture—M. Krivosheine.

Commerce—M. Timasheff.

Railways—M. Rukhoff.

Controller—M. Kharitonoff.

Procurator of the Holy Synod—M. Sabler.

War—Gen. Sukhomlinoff.

Navy—Vice-Admiral Grigorovich.

Legislative authority is vested in the czar, дума and council of the empire.

AREA AND POPULATION—Area, 8,764,586 square miles. Total population in 1911, 167,003,400. Population of the principal cities:

St. Petersburg.....	1,962,400	Riga	331,300
Moscow	1,533,400	Kiev	505,060
Warsaw	872,478	Kharkov	236,042
Odessa	505,560	Saratov	206,300
Lodz	408,230	Vilna	190,210

IMPORTS AND EXPORTS—The total value of the imports in 1911 was \$598,266,000; of the exports, \$819,577,000. The exports to the United States in 1913 amounted in value to \$26,958,690; imports from the United States, \$25,363,795. The chief exports are foodstuffs, timber, oil, furs and flax; imports, raw cotton, wool, metals, leather, hides, skins and machinery.

FINLAND,

Grand Duke—The emperor of Russia.
Governor-General—Gen. Seyn.

The grand duchy of Finland, though nominally autonomous, is now practically a province of Russia. It has a parliament of 200 members chosen by direct election. The right to vote is possessed by men and women alike after they reach their 24th year. The area of Finland is 125,689 square miles and the population Jan. 1, 1911, was 3,084,000.

SERVIA.

GOVERNMENT—King, Peter I. (Karageorgevitch); heir-apparent, Prince Alexander (second son). Legislative authority is vested in a single chamber, called "skupshchina," of 160 elected members.

AREA AND POPULATION—Area, about 37,600 square miles. Population in 1910, 2,911,701; now about 4,550,000. The capital, Belgrade, has 90,890 inhabitants.

EXPORTS AND IMPORTS—Total value of exports in 1911, \$22,565,000; imports, \$22,277,000. Exports to the United States in 1913, \$694,393; imports, \$7,616. The exports are mainly agricultural products and animals and the imports cotton and woolen goods and metals.

SPAIN.

GOVERNMENT—King, Alfonso XIII.; heir-apparent, Prince Alfonso. Cabinet:

Premier—Edouardo Dato.

Foreign Affairs—Marquis Lima.

Interior—Senor Sanchez Guerra.

Finance—Count Bugallia.

War—Gen. Echaque.

Marine—Admiral Miranda.

Public Works and Agriculture—Marquis Vadillo.

Public Instruction—Senor Bergamin.

Justice—Senor Ugarte.

AREA AND POPULATION—Total area, 194,733 square miles. Total population of Spain, census of 1910, 19,588,688. Population of large cities:

Madrid	571,539	Cartagena	96,983
Barcelona	560,000	Saragossa	105,788
Valencia	233,348	Bilbao	92,514
Seville	155,366	Granada	77,425
Malaga	133,045	Cadiz	67,174
Murcia	124,985	Valladolid	67,742

IMPORTS AND EXPORTS—The exports of Spain in 1912 amounted to \$188,966,000; imports, \$189,029,000. Total exports to the United States in 1913, \$23,220,012; imports, \$25,057,490. Chief exports are wine, sugar, timber, animals, glassware and pottery; imports, cotton and cotton manufactures, machinery, drugs and chemical products.

SWEDEN.

GOVERNMENT—King, Gustaf V.; crown prince, Gustaf Adolf.

Minister of State—Karl Staaf.

Foreign Affairs—Count Albert Ahrensvard.

War—D. K. Bergstrom.

Finance—Baron A. T. Adelswaerd.

Marine—Jacob Larsson.

Education—Dr. F. Berg.

Interior—P. A. V. Schotte.

Agriculture—Alfred Petersson.

Justice—Gustaf Sandstrom.

Legislative authority is vested in a parliament of two chambers, the first of which has a membership of 150 and the second 230. Members of the upper house are elected for nine years and those of the lower for three years. The first chamber is elected by municipal representatives. To be eligible one must own real estate worth at least 80,000 crowns or pay taxes on an income of at least 4,000 crowns. The second chamber constituents must have an income of at least 800 crowns or own real estate worth at least 1,000 crowns.

AREA AND POPULATION—The total area of Sweden is 172,876 square miles. The population Dec. 31, 1911, was 5,561,799. The population of the principal cities at the same time was:

Stockholm	346,599	Norrkoping	46,629
Gothenburg	170,609	Helsingborg	33,225
Malmö	89,719		

IMPORTS AND EXPORTS—The total exports in 1912 were valued at \$192,960,000; imports, \$198,320,000. Exports to the United States in 1913, \$11,174,419; imports, \$12,104,366. The leading articles of export are timber and machinery; of import, textile goods and foodstuffs.

SWITZERLAND.

GOVERNMENT—President of Federal Council (1913), M. Edouard Muller.

Vice-President—Arthur Hoffman.

Legislative authority is vested in a state and a national council, the former having forty-four and

the latter 167 members. The national councillors are elected directly by the people; the state councillors are elected in some cantons by the people and in others by the cantonal legislature. The chief executive authority is vested in the *bundesrath*, or federal council, one member of which is the chief of one of the federal departments. Its decrees are enacted as a body. Its members are elected president in rotation.

Switzerland owns its main railroads. Its telegraph and telephone system and monopolizes the manufacture and sale of alcohol.

AREA AND POPULATION—Total area, 15,976 square miles. The population, according to the census of Dec. 1, 1910, was 3,741,971. Population of the largest cities:

Zurich	189,038	Bern	85,264
Basel	131,914	Lausanne	63,926
Geneva	125,520	St. Gallen	37,657

EXPORTS AND IMPORTS—Total exports in 1912, \$262,020,000; imports, \$381,966,000. Exports to the United States in 1913, \$23,260,180; imports, \$826,549. The articles chiefly exported are cottons, silks, clocks and watches; imported, foodstuffs, silk, minerals and metals, clothing and animals.

THE NETHERLANDS.

GOVERNMENT—Queen, Wilhelmina; prince consort, Henry of Mecklenberg-Schwerin; heir, Princess Juliana. Cabinet:

Prime Minister and Minister of the Interior—Mr. P. W. A. Cort van der Linden.

Foreign Affairs—Jonkheer Dr. J. London.

Agriculture, Commerce, Industry and Labor—Mr. W. F. Treub.

War—Maj.-Gen. N. Bosboom.

Navy—Capt. S. S. Rambonnet.

Justice—Mr. B. Ort.

Finance—Mr. A. E. J. Bertling.

Colonies—Mr. Th. B. Pleyte.

Waterways—Dr. C. Lely.

Legislative authority is vested in the states-general, composed of two chambers, the first having fifty members and the second 100. The latter are elected directly and the former by the provincial states.

AREA AND POPULATION—The area of Holland, or the Netherlands, is 12,648 square miles. The total population Dec. 31, 1911, was 6,022,452. That of the chief cities Dec. 31, 1911, was:

Amsterdam	580,930	Groningen	77,221
Rotterdam	436,018	Haarlem	69,988
The Hague	288,577	Arnhem	64,634
Utrecht	121,317	Leiden	59,133

IMPORTS AND EXPORTS—In 1911 Holland imported \$1,332,874,000 worth of merchandise and exported \$1,090,848,000. In 1913 the exports to the United States amounted to \$38,180,967 and the imports from the same country to \$125,909,862. Chief imports are iron and steel and their manufactures, textiles, coal, cereals and flour; exports, butter, sugar and cheese.

TURKEY.

GOVERNMENT—Sultan, Mehmed V. Cabinet: Grand Vizier and Minister for Foreign Affairs—Prince Said Halim.

President Council of State—Hall Bey.

Sheik-ul-Islam—Mehmed Essad Pasha.

Minister of the Interior—Talaat Bey.

Marine—Mahmud Pasha.

Finance—Rifaat Bey.

Public Instruction—Shukri Bey.

Religious Foundation and Justice—Ibrahim Bey.

Public Works—Osman Nizami Pasha.

War—Gen. Izzet Pasha.

Posts and Telegraphs—Osman Effendi.

Commerce—Suliman el Bustani.

A constitutional form of government was adopted July 24, 1908, with legislative authority vested in a parliament.

AREA AND POPULATION—The area of that part of Turkey under control of the sultan is 1,500,000 square miles. The total population of all parts of the empire is about 33,000,000. Constantinople has about 1,203,000 inhabitants.

EXPORTS AND IMPORTS—The total exports in 1912 amounted in value to \$172,871,605 and the imports to

\$129,907,759. The exports to the United States in 1913 amounted to \$9,917,890 in value and the imports to \$2,597,239. The principal articles imported are cloth and clothing, sugar, coffee, flour, rice and manufactures of iron; exports, grapes, silk, grain, cocoons, wool, cotton, carpets, hides and skins.

ASIA.

AFGHANISTAN.

Ameer, Habbibullah Khan; population, about 5,900,000; area, 250,000 square miles. No statistics as to imports and exports of Afghanistan are available. The chief productions are preserved fruits, spices, wool, silk, cattle and tobacco.

BOKHARA.

Ameer, Sayid Mir Allim Khan; heir, Sayid Mir Ibrahim. The area of Bokhara is about 83,000 square miles and the population 1,250,000. The products are corn, tobacco, fruit, silk and hemp. Since 1873 Bokhara has been a dependency of Russia.

CHINA.

GOVERNMENT—President, Yuan Shih-kai; vice-president, Li Yuan Hung. The president and vice-president are each elected for a term of five years. Legislative power is vested in a national assembly or parliament of two houses. The senate has 274 members and the house of representatives 596.

AREA AND POPULATION—Total area of China, with dependencies, 4,277,170 square miles; estimated population, 433,553,030.

EXPORTS AND IMPORTS—The total exports in 1912 amounted to \$274,822,000 and the imports to \$350,906,000. During the fiscal year 1913 goods to the value of \$21,326,334 were imported from the United States. The total exports in the same period to the United States amounted to \$39,010,800. The articles imported from America consist mainly of flour, kerosene, sago, india rubber, shoes, ginseng, quicksilver, white shirting, drills and broadcloth. Among the leading exports are tea, furs, wool, mats, fans, essential oils, straw braid, silks, hair, hides, hemp.

JAPAN.

GOVERNMENT—Emperor, Yoshihito; crown prince, Hirohito. Cabinet:

Premier—Count Gombel Yamamoto.

Foreign Affairs—Baron Nobuaki Makino.

Finance—Baron Korekiyo Takahashi.

War—Lieut.-Gen. Baron Kikoshi.

Navy—Admiral Saito.

Justice—Masahisa Matsuda.

Education—Sajima Motoda.

Agriculture and Commerce—Tatsuo Yamamoto.

Interior—Kei Hara.

Communications—Gigin Okuda.

Legislative authority is vested in the emperor and the imperial diet. This consists of the house of peers and the house of representatives, the former having 369 and the latter 379 members.

AREA AND POPULATION—The total area of Japan is 375,540 square miles. The population according to the census of Dec. 31, 1912, was 52,200,679, exclusive of Formosa, the Pescadores and the south half of Sakhalin. The total population, including Korea, Formosa and Sakhalin, was 69,147,930 in 1912. Cities having more than 100,000 inhabitants are:

Tokyo (1908)	2,186,079	Kobe	378,197
Osaka	1,226,590	Nagasaki	176,480
Kyoto	442,462	Hiroshima	142,763
Yokohama	394,303	Kanagawa	110,994
Nagoya	378,231	Kure	100,679

IMPORTS AND EXPORTS—The total imports in 1912 amounted in value to \$307,844,000; exports, \$261,258,000. In 1913 the imports from the United States were valued at \$57,741,815, and the exports to the same country at \$91,633,240. The chief exports are raw silk, cotton, yarn, copper, coal and tea; imports, sugar, cotton, iron and steel, machinery, petroleum and wool.

CHOSEN (KOREA).

Formerly an empire, but now a Japanese colony. Estimated area, 86,000 square miles. Population in 1912, 13,461,299. Seoul, the capital, has 278,958 inhabitants.

KHIVA.

Khan, Seyid Asfendiar Khan; heir-apparent, Nasyr Tycuara; area, 24,000 square miles; population 800,000. Products are cotton and silk. Khiva is a Russian vassal state.

PERSIA.

Shah or emperor, Sultan Ahmad Shah; regent, Abu'l Kassim Khan. Under the constitution granted in 1906 legislative authority was vested in a national council of 156 members and a senate of 60 members. The area of Persia is about 628,000 square miles and the population 9,500,000. Imports in 1911-1912, \$57,020,845; exports, \$42,978,400. Imports from the United States in 1913, \$2,120; exports to \$1,970,474. Teheran, the capital, has a population of about 230,000. Chief among the products are silk, fruits, wheat, barley and rice.

SIAM.

King, Chovfa Maha Vajirvudh. Area, 195,000 square miles; population (1910), 8,117,953. Bangkok, the capital, has 628,675 inhabitants. The imports in 1911-1912 were \$27,712,800, and the exports \$32,068,205. Imports from the United States in 1913, \$485,058; exports to, \$116,565. Chief among the exports are rice, teak and marine products; imports, cotton goods and opium.

AFRICA.**ABYSSINIA.**

Emperor, Lidj Eyassu. Total area of Abyssinia 432,432 square miles; population, 10,000,000. The exports are coffee, hides and skins, gum, wax, gold and ivory.

ALGERIA.

Algeria is a colony of France. Governor-General—M. Lutaud. Area, 343,500 square miles; population in 1911, 5,492,569. Chief imports are cotton, skins and furs and wood work; exports, wine, sheep, and cereals.

EGYPT.

Khedive, Abbas Hilmi; heir-apparent, Mohammed Abdu Mouneim. Total area of Egypt, 400,000 square miles; area of the Anglo-Egyptian Sudan, 984,520 square miles. The population of Egypt proper in 1907 was 11,189,978; of the Anglo-Egyptian Sudan, 3,000,000. Population of Cairo, 654,476; Alexandria, 332,246. Great Britain controls the state finances and is represented at Cairo by a "financial adviser," who sits in the council of ministers. The present adviser is Field Marshal Viscount Kitchen. The total exports in 1912 were valued at \$172,871,500, and the imports at \$129,538,795. Imports from the United States in 1913, \$1,660,833; exports to, \$19,907,828. The exports consist chiefly of cereals, raw cotton and provisions; imports, wool, coal, textiles and metal manufactures.

BELGIAN KONGO.

Congo was made a Belgian colony in 1908. The estimated area is 909,654 square miles and the negro population about 15,000,000. Europeans numbered 4,003 in January, 1911. Among the leading articles of export are ivory, rubber, cocoa, palm nuts, palm oil, copal gum and coffee. Total imports in 1911, \$23,399,500; exports, \$26,609,500.

LIBERIA.

President—Daniel E. Howard. Legislative power is vested in a senate of nine members and a house of representatives of fourteen members. The total area of the republic is about 40,000 square miles and the population 2,120,000. The exports in 1909 were valued at \$970,500 and the imports at \$1,065,200. Imports from the United States in 1913, \$96,900; exports to, \$2,319. The chief exports are rubber, palm oil, cocoa coffee, ivory, ginger and camwood. Imports are cottons, provisions, wood and iron manufactures and gin.

MOROCCO.

Sultan, Mulai Youssef. Morocco is a French protectorate. Area about 219,000 square miles; population, 5,000,000. Total imports in 1911, \$26,547,530; exports, \$17,049,100. Imports from the United States in 1913, \$30,290; exports to, \$100,426. The chief imports are cotton, sugar and tea; exports, eggs, almonds, goatskins, beans, peas, linseed, wool, wax and cattle.

TUNIS.

Bey, Sidi Mohammed; heir-presumptive, Sidi Mohammed Ben Mamoun Bey. Tunis is under the protectorate of France and that country is represented by a resident-general. Total area, 50,000 square miles; population in 1910, 1,923,217; foreigners, 148,476 (1911). Imports in 1911, \$24,036,600; exports, \$28,720,000. Chief exports are wheat, barley, olives and palms.

MEXICO.

GOVERNMENT—The republic of Mexico is divided into twenty-seven states, three territories and one federal district, each with a local government, but all subject to the federal constitution. Representatives are elected for two years each and are apportioned at the rate of one for each 40,000 inhabitants; the senators, of whom there are fifty-six, are elected by the people in the same manner as representatives. The president holds office four years and may be elected for several consecutive terms.

See "Revolutions in Mexico" in this volume.

AREA AND POPULATION—The total area, including islands, is 767,005 square miles. The population, according to the federal census of 1910, is 15,063,207. The population of leading cities of the republic follows: City of Mexico (capital), 470,659; Guadalajara, 118,739; Puebla, 101,214; Monterey, 81,006; San Luis Potosi, 82,946; Pachuca, 38,620; Aguas Calientes, 44,800; Zacatecas, 25,905; Durango, 34,085; Toluca, 31,247; Leon, 63,263; Merida, 61,999; Queretaro, 35,011; Morelia, 39,116; Oaxaca, 37,469; Orizaba, 32,894; Chihuahua, 39,061; Vera Cruz, 29,164.

COMMERCE—The chief exports of Mexico are precious metals, coffee, tobacco, hemp, sisal, sugar, dyewoods and cabinet woods, cattle and hides and skins. In 1912 the total exports amounted to \$149,007,000; total imports for the same year were \$71,330,000. The trade of Mexico is chiefly with the United States, Great Britain, France, Germany and Spain. In 1913 the imports from the United States were \$54,571,584; exports to, \$77,543,842.

SOUTH AMERICAN REPUBLICS.**ARGENTINE REPUBLIC.**

President, Dr. Roque Saenz Pena; capital, Buenos Aires. Area, 1,153,119 square miles. Population (1911), 7,171,910; Buenos Aires, 1,333,663 (in 1912). Total exports in 1912, \$463,578,000; imports, \$31,384,000. Exports to the United States in 1913, \$26,863,732; imports, \$52,894,834. Chief exports, sheep, wool, cattle, hides, frozen meats and wheat; imports, machinery, agricultural implements, railway cars, engines and supplies and manufactures of iron and steel.

BOLIVIA.

President, Gen. Ismael Montes; capital, Sucre. Area, 708,195 square miles. Population (1910), 2,267,935; LaPaz, 78,856; Chochoabamba, 24,512; Sucre, 23,416. Total exports in 1911, \$33,052,400; imports, \$23,348,500. Exports to the United States in 1913, \$350; imports, \$940,744. Chief exports, silver, tin, copper, coffee, rubber; imports, provisions, clothing, hardware, spirits, silks and woollens.

BRAZIL.

President, Marshal Hermes da Fonseca; capital, Rio de Janeiro. Area, 3,218,991 square miles. Population (est. 1911), 23,070,969; Rio de Janeiro (1911), 1,128,637; Sao Paulo (1911), 450,000; Bahia, 290,000; Pernambuco, 150,000. Exports (1912), \$363,274,000; imports, \$308,409,000. Exports to the United States in 1913, \$120,155,855; imports, \$42,638,467. Chief exports, coffee, sugar, tobacco, cotton and rubber; imports, cotton goods, manufactures of iron and steel, furniture, mineral oils, breadstuffs and provisions.

CHILE.

President, Ramon Barros Luco; capital, Santiago. Area, 292,580 square miles. Population in 1910, 3,415,060; Santiago, 332,724; Valparaiso, 179,815; Concepcion, 55,554. Total exports in 1911, \$123,884,000; imports, \$127,381,000. Exports to the United States in 1913, \$27,655,420; imports, \$16,076,763. Chief exports, nitrate, wool, hides and leather; imports, sugar, coal, cotton goods, cashmeres, oil, galvanized iron.

COLOMBIA.

President, Carlos E. Restrepo; capital, Bogota. Area, 461,606 square miles. Population in 1912, 5,475,961; Bogota, 121,257. Total exports (1911), \$22,375,899; total imports, \$18,108,863. Exports to the United States in 1913, \$15,982,321; imports, \$7,397,696. Chief exports, gold, silver and other minerals, coffee, cocoa, cattle, sugar, tobacco and rubber; imports, manufactures of iron and steel, cotton goods.

ECUADOR.

President, Gen. Leonidas Plaza; capital, Quito. Area, 116,000 square miles. Population, 1,500,000. Quito, 70,000. Guayaquil, 80,000. Total exports in 1911, \$14,035,230; imports, (1910), \$8,024,105. Exports to the United States in 1913, \$3,307,689; imports, \$2,553,785. Chief exports, coffee, cocoa, rice, sugar, rubber, cabinet woods, chemicals and minerals; imports, cotton, provisions, manufactures of iron and steel, clothing and mineral oils.

PARAGUAY.

President, Edouardo Schaerer; capital, Asuncion. Area, 171,770 square miles. Population (est. 1911), 800,000; Asuncion (1911), 80,000. Total exports in 1911, \$4,828,890; imports, \$6,473,495. Exports to the United States in 1913, \$58,285; imports, \$187,807. Chief exports, mate (or Paraguay tea), tobacco, hides, timber, oranges; imports, cotton goods, machinery and provisions.

PERU.

President, Guillermo Billinghurst; capital, Lima. Area, 695,733 square miles. Population estimated (1912) at 4,000,000; Lima, 140,884; Callao, 31,000. Total exports in 1911, \$37,110,000; imports, \$31,856,500. Exports to the United States in 1913, \$9,666,579; imports, \$7,341,903. Chief exports, cotton, coffee, sugar, cinchona, india rubber, dyes and medicinal plants; imports, woollens, cotton, machinery and manufactures of iron.

URUGUAY.

President, Senor Don Jose Battle y Ordonez; capital, Montevideo. Area, 72,210 square miles. Population (1911), 1,177,560; Montevideo (1912), 352,487. Total exports in 1912, \$48,455,000; imports, \$19,380,000. Exports to the United States in 1913, \$2,450,697; imports, \$7,522,145. Chief exports, animal and agricultural products; imports, manufactured articles.

VENEZUELA.

President, Juan Vicente Gomez; capital, Caracas. Area 393,976 square miles. Population (1912), 2,743,841; Caracas, 75,000. Total exports in 1912, \$25,261,000; imports, \$20,569,000. Exports to the United States in 1913, \$10,852,331; imports, \$5,737,118. Chief exports, coffee, hides, cabinet woods, rubber and chemicals; imports, machinery, manufactures of iron and steel, provisions, furniture and mineral wools.

CENTRAL AMERICAN STATES.

COSTA RICA.

President, Don Ricardo Jimenez; capital, San Jose. Area, 23,000 square miles. Population (1911), 388,266; San Jose, 31,668. Total exports (1911), \$9,182,500; imports, \$9,129,000. Exports to the United States in 1913, \$3,098,735; imports, \$3,514,908. Chief exports, coffee and bananas; imports, cotton, machinery, iron and steel manufactures, woollens and worsteds.

GUATEMALA.

President, Manuel E. Cabrera; capital, Guatemala de Nueva. Area, 48,290 square miles. Population (1910), 1,932,000; of the capital, 90,000. Total exports (1911), \$10,981,724; imports, \$6,514,421. Exports to the United States in 1913, \$3,106,981; imports, \$3,658,587. Chief exports, coffee and bananas; imports, cotton and cereals.

HONDURAS.

President, Dr. Francisco Bertrand; capital, Tegucigalpa. Area, 46,250 square miles. Population (1910), 553,446; Tegucigalpa, 22,137. Total exports (1912), \$3,150,700; imports, \$3,264,700. Exports to the United States in 1913, \$2,200,591; imports, \$3,195,627. Chief exports, bananas, coffee, cattle, coconuts and wood; chief import, cotton.

NICARAGUA.

President, Senor Adolfo Diaz; capital, Managua. Area, 49,200 square miles. Population, 600,000; Managua, 34,872; Leon, 62,569. Total exports (1910), \$4,546,076; imports, \$2,850,305. Exports to the United States in 1913, \$1,437,939; imports, \$2,925,807. Chief exports, cattle and coffee; imports, flour, wine, beer, barbed wire, cotton goods, sewing machines, kerosene, calico and tallow.

PANAMA.

President, Dr. Belisario Pallas; term expires Sept. 30, 1916. Independence of Panama declared Nov. 3, 1903; constitution adopted Feb. 13, 1904. Legislative power is vested in a national assembly composed of deputies elected by the people. The ratio of representation is one deputy for each 10,000 inhabitants. The term of office is four years. The area of the republic is 31,571 square miles and the population (1912), 426,928; city of Panama (1912), 37,505; Colon, 17,748. The exports to the United States in the fiscal year ended June 30, 1913, amounted to \$4,234,010, and the imports to \$23,547,869. The chief articles of export are bananas, rubber, coffee and pearls.

SALVADOR.

President, Carlos Melendez; capital, San Salvador. Area, 7,225 square miles. Population (1912), 1,161,426; San Salvador, 59,540. Total exports (1911), \$8,883,351; imports, \$5,113,118. Exports to the United States in 1913, \$1,371,568; imports, \$2,389,971. Chief exports, coffee, indigo, sugar, tobacco and balsams; imports, cotton, spirits, flour, iron goods, silk and yarn.

CUBA.

GOVERNMENT—President, Gen. Mario Menocal; vice-president, Enrique Jose Varona; terms expire May 20, 1917. Cabinet officers in 1913:

Secretary of State—Cosme de la Torre.
Secretary of Justice—Cristobal de la Guardia.
Secretary of the Interior—Col. Aurelio Hevia.
Secretary of the Treasury—Leopoldo Canclio.
Secretary of Public Works—Jose Ramon Villalon.
Secretary of Agriculture—Gen. Emilio Nunez.
Secretary of Public Instruction—Ezequiel Garcia.

Under the constitution the legislative power is exercised by two elective bodies—the house of representatives and the senate, conjointly called congress. The senate is composed of four senators from each of the six provinces, elected for eight years by the provincial councilmen, and by a double number of electors, constituting together an electoral board.

The house of representatives is composed of one representative for each 25,000 inhabitants or fraction thereof over 12,500, elected for four years by direct vote. One-half of the members of the house are elected every two years. The salary of members of congress is \$3,600 a year.

ORGANIZATION OF THE REPUBLIC—The organization of the republic of Cuba, begun in 1900, was practically completed on the 20th of May, 1902, when the military occupation of the island by the United States came to an end and Gen. Tomas Estrada Palma was inaugurated as the first president.

AREA AND POPULATION—The total area of Cuba is 44,164 square miles. The population in 1910, when the last census was taken, was 2,220,278.

Population of provinces (1910):

Havana	575,266	Matanzas	260,060
Santa Clara	514,325	Pinar del Rio	254,620
Oriente	480,667	Camaguey	135,340

Population of principal cities in 1910:

Havana	319,884	Colon	52,006
Cienfuegos	70,416	Holguin	50,224
Camaguey	66,460	Pinar del Rio	50,071
Matanzas	64,385	Santa Clara	46,620
Manzanillo	54,900	Guantanamo	43,300
Santiago	53,614	Gibara	39,343

About 70 per cent of the population is white. IMPORTS AND EXPORTS—The total imports in 1912 (calendar year) amounted to \$118,937,000 and the exports to \$146,676,000. The imports from the United States in 1913 were valued at \$70,581,154 and the exports at \$126,088,173. The principal articles of export are sugar, tobacco and cigars, iron and manganese ore, fruit, coffee, cocoa, molasses and sponges; of import, animals, breadstuffs, coal and

oke, iron and steel, wood, liquor, cotton, chemicals and vegetables.

HAITI.

President, Michel Oreste. The area of Haiti is 10,204 square miles and the population about 2,029,700. Coffee, cocoa and logwood are the leading articles sold. Total exports (1911), \$7,682,000; imports, \$7,948,117. Exports to the United States in 1913, \$874,731; imports, \$6,640,265.

UNITED STATES AND THE LATIN-AMERICAN REPUBLICS.

President Woodrow Wilson issued a formal statement of the policy which the administration proposed to follow with respect to the republics of Central and South America. The statement follows:

"One of the chief objects of my administration will be to cultivate the friendship and deserve the confidence of our sister republics of Central and South America and to promote in every proper and honorable way the interests which are common to the peoples of the two continents. I earnestly desire the most cordial understanding and co-operation between the peoples and leaders of America and therefore deem it my duty to make this brief statement.

"Co-operation is possible only when supported at every turn by the orderly processes of just government based on law, not upon arbitrary or irregular force. We hold, as I am sure all thoughtful leaders of republican government everywhere hold, that just government rests always upon the consent of the governed and that there can be no freedom without order based upon law and upon the public conscience and approval.

"We shall look to make these principles the basis of mutual intercourse, respect and helpfulness between our sister republics and ourselves. We shall lend our influence of every kind to the realization of these principles in fact and practice, knowing that disorder, personal intrigue and defiance of constitutional rights weaken and discredit government and injure none so much as the

SANTO DOMINGO.

President, Jose Borda Valdez. The republic has an area of 19,325 square miles and a population (1911) of 708,000. Santo Domingo, the capital, has 22,000 inhabitants. In 1911 the exports amounted to \$11,032,366 and the chief articles shipped were coffee, cocoa and mahogany; imports, \$7,126,877. Exports to the United States in 1913, \$3,728,774; imports, \$5,802,767.

people who are unfortunate enough to have their common life and common affairs tainted and disturbed. We can have no sympathy with those who seek to seize the power of government to advance their own personal interests or ambition. We are the friends of peace, but we know that there can be no lasting or stable peace in such circumstances. As friends, therefore, we shall prefer those who act in the interest of peace and honor, who protect private rights and respect the restraints of constitutional provision. Mutual respect seems to us the indispensable foundation of friendship between states, as between individuals.

"The United States has nothing to seek in Central and South America except the lasting interests of the peoples of the two continents, the security of governments intended for the people and for no special group or interest, and the development of personal and trade relationships between the two continents which shall redound to the profit and advantage of both and interfere with the rights and liberties of neither.

"From these principles may be read so much of the future policy of this government as it is necessary now to forecast, and in the spirit of these principles I may, I hope, be permitted with as much confidence as earnestness to extend to the governments of all the republics of America the hand of genuine disinterested friendship and to pledge my own honor and the honor of my colleagues to every enterprise of peace and amity that a fortunate future may disclose."

THE MONROE AND DRAGO DOCTRINES.

The "Monroe doctrine" was enunciated by President Monroe in his message to congress Dec. 2, 1823. Referring to steps taken to arrange the respective rights of Russia, Great Britain and the United States on the northwest coast of this continent, the president went on to say:

"In the discussions to which this interest has given rise, and in the arrangements by which they may terminate, the occasion has been deemed proper for asserting, as a principle in which the rights and interests of the United States are involved, that the American continents, by the free and independent condition which they have assumed and maintain, are henceforth not to be considered as subjects for future colonization by any European power. * * * We owe it, therefore, to candor and to the amicable relations existing between the United States and those powers to declare that we should consider any attempt on their part to extend their system to any portion of this hemisphere as dangerous to our peace and safety. With the existing colonies or dependencies of any European power we have not interfered and shall not interfere. But with the governments who have declared their independence and maintain it, and whose independence we have, on great consideration and on just principles, acknowledged, we could not view any interposition for the purpose of oppressing them or controlling in any other manner their destiny by any European power in any other light than as the manifestation of an unfriendly disposition toward the United States."

DRAGO DOCTRINE.

When in the winter of 1902-03 Germany, Britain and Italy blockaded the ports of Venezuela in attempt to make the latter country settle up its debts Dr. L. F. Drago, a noted jurist of Argentina, maintained that force cannot be used by one power to collect money owing to its citizens by another power. Prominence was given to the contention by the fact that it was officially upheld by Argentina and favored by other South American republics. The principle embodied has become generally known as the "Drago doctrine."

LODGE RESOLUTION.

In connection with the reported attempt of Japan to obtain land for the establishment of a naval base in Magdalena bay, on the western coast of Mexico, the senate of the United States adopted the following resolution Aug. 2, 1912:

"Resolved, That when any harbor or other place in the American continents is so situated that the occupation thereof for naval or military purposes might threaten the communications or the safety of the United States, the government of the United States could not see without grave concern the possession of such harbor or other place by any corporation or association which has such relation to another government, not American, as to give that government practical power of control for national purposes."

COAST LINE OF THE UNITED STATES.

In nautical miles.

Atlantic coast.....	1,773	Hawaiian islands.....	628	Western rivers.....	4,344
Gulf coast.....	1,607	Gnam.....	80	Total.....	17,539
Porto Rico.....	269	Midway.....	20	Philippines.....	11,444
Pacific coast.....	1,571	Samoa Islands.....	83	Grand total.....	28,983
Alaska.....	4,123	Northern lakes and rivers...	3,041		

COLONIES AND DEPENDENCIES OF NATIONS.

AUSTRIA-HUNGARY.

	Sq. miles.	Population.
Bosnia and Herzegovina.....	19,768	1,928,833

BELGIUM.

Belgian Kongo.....	909,654	15,000,000
--------------------	---------	------------

CHINA.

Chinese Turkestan.....	550,330	1,200,000
Manchuria.....	363,610	16,000,000
Mongolia.....	1,367,600	2,600,000
Tibet.....	463,200	6,500,000

DENMARK.

Greenland.....	46,740	11,893
Iceland.....	39,756	85,039
West Indies.....	138	27,086

FRANCE.

Algeria.....	343,500	5,231,850
Annam.....	52,100	6,128,000
Cambodia.....	45,000	1,800,000
Cochin China.....	20,000	2,968,600
Comoro isles.....	620	86,000
Guadeloupe.....	689	182,110
Guiana.....	34,060	39,343
India, French.....	196	277,000
Kongo, French.....	669,280	5,000,000
Laos.....	98,400	650,000
Madagascar.....	226,015	2,701,000
Martinique.....	378	182,000
Mayotte.....	140	11,610
Morocco*.....	200,000	5,000,000
New Caledonia.....	7,200	55,800
Reunion.....	970	201,000
Sahara.....	1,544,000	800,000
St. Pierre and Miquelon.....	96	6,000
Somali coast.....	5,790	180,000
Tahiti, etc.....	1,544	30,000
Tonquin.....	46,400	10,000,000
Tunis.....	45,779	1,500,000

West Africa,* French:

Dahomey.....	749,000	
Guinea.....	1,498,000	
Ivory coast.....	895,000	
Mauretania.....	400,000	1,585,810
Senegal.....	915,000	
Upper Senegal-Niger.....	4,415,000	

*Protectorate.

GREAT BRITAIN.

Aden, Perim, Socotra.....	10,387	57,859
Ascension.....	34	400
Anstralia.....	3,065,120	4,727,005
Bahamas.....	4,404	55,944
Barbados.....	166	171,982
Basutoland.....	10,293	405,832
Bechuanaland.....	275,000	125,350
Bermuda.....	19	18,994
Borneo and Sarawak.....	73,106	700,000
British Guiana.....	90,500	296,041
British Honduras.....	8,598	40,510
British New Guinea.....	90,540	272,057
Canada.....	3,729,665	7,204,527
Cape of Good Hope.....	276,995	2,563,224
Ceylon.....	25,330	4,109,054
Cyprus.....	3,584	273,857
East Africa protectorate.....	202,000	2,295,336
Falkland islands.....	6,500	2,272
Federated Malay States.....	27,700	1,035,933
Fiji.....	7,740	139,541
Gambia.....	3,619	160,807
Gibraltar.....	2	19,596
Gold Coast.....	80,000	1,502,898
Hongkong.....	405	366,145
India.....	1,773,088	314,955,240
Jamaica.....	4,207	831,383
Leeward islands.....	701	127,189
Malta.....	117	228,442
Mauritius.....	850	374,625
Natal.....	35,371	1,191,958
Newfoundland-Labrador.....	162,734	242,966
New Zealand.....	104,751	1,071,428
Northern Nigeria.....	256,400	8,069,071
Nyasaland.....	39,801	970,199
Orange Free State.....	59,392	526,392
Rhodesia.....	439,575	1,770,871

Sq. miles. Population.

St. Helena.....	47	3,477
Seychelles.....	156	22,620
Sierra Leone.....	30,000	1,400,000
Solomon and Tonga islands.....	12,556	210,000
Somaliand.....	68,000	302,859
Southern Nigeria.....	77,260	7,836,189
Straits Settlements.....	1,630	707,523
Swaziland.....	6,536	99,959
Tranzvaal.....	110,426	1,676,611
Trinidad and Tobago.....	1,868	330,074
Turks and Caicos islands.....	166	5,615
Uganda.....	223,500	3,508,564
Waihaiwei.....	285	147,133
Windward islands.....	672	329,246
Zanzibar.....	1,020	197,199

GERMANY.

Bismarck archipelago.....	20,000	189,000
Caroline islands.....	560	55,446
German East Africa.....	384,180	10,032,000
German New Guinea.....	95,160	322,300
German Southwest Africa.....	322,450	83,900
Kamerun.....	191,130	2,303,200
Kiauchau.....	200	33,000
Samoan islands.....	1,000	33,500
Togoland.....	33,700	1,000,000

GREECE.

Crete.....	3,400	310,200
------------	-------	---------

ITALY.

Eritrea.....	45,800	450,000
Somaliand.....	139,430	400,000
Tripoli*.....	406,000	1,300,000

*Annexed in 1912.

JAPAN.

Chosen (Korea).....	13,458	14,055,869
Formosa.....	13,458	3,392,063
Kwantung.....	1,256	462,399
Pescadores.....	50	55,410
Sakhalin.....	12,500	35,823

NETHERLANDS.

Bali and Lombok.....	4,065	523,535
Banca.....	4,446	115,189
Biliton.....	1,863	36,858
Borneo.....	212,737	1,233,655
Celebes.....	72,017	851,905
Curacao.....	403	52,758
Dutch Guiana.....	46,060	75,124
Java and Madura.....	50,554	30,098,008
Molucca islands.....	43,864	407,906
New Guinea.....	151,789	200,000
Riau-Lingga archipelago.....	16,301	112,216
Sumatra.....	161,812	4,029,503
Timor.....	17,698	308,600

PORTUGAL.

Angola.....	484,800	4,119,000
Cape Verde islands.....	1,480	147,424
Damao, Diu.....	169	56,285
East Africa.....	293,400	3,120,000
Goa.....	1,469	475,513
Guinea.....	13,940	820,000
Macao, etc.....	4	63,991
Prince's and St. Thomas.....	360	42,103
Timor.....	7,330	300,000

RUSSIA.

Bokhara.....	83,000	1,250,000
Khiva.....	24,000	800,000

SPAIN.

Fernando Po, etc.....	814	23,844
Rio de Oro and Adrar.....	73,000	12,000
Spanish Guinea.....	12,000	200,000

TURKEY.

Samos.....	183	53,424
Egypt.....	400,000	11,139,978

UNITED STATES.

Alaska.....	590,884	64,356
Guam.....	210	9,000
Hawaii.....	6,449	191,909
Panama canal zone.....	474	50,000
Porto Rico.....	3,435	1,118,012
Philippines.....	115,026	7,635,426
Samoan islands.....	77	6,100

NONCONTIGUOUS POSSESSIONS OF THE UNITED STATES.

THE PHILIPPINE ISLANDS.

The Philippine Islands were ceded to the United States by Spain Dec. 10, 1898. Maj.-Gen. Merritt was the first military governor. He was succeeded in August, 1899, by Maj.-Gen. E. S. Otis, who in turn was followed in May, 1900, by Maj.-Gen. Arthur MacArthur. The last named remained in office until July 4, 1901, when the military authority was transferred to Gen. A. R. Chaffee. By order of the president Gen. Chaffee was relieved of his duties as military governor July 4, 1902, and the office terminated. The Philippine commission was at the same time made the superior authority. Sept. 2 the islands were divided into three military departments, to be known as the department of Luzon, the department of Visayas and the department of Mindanao.

July 1, 1902, congress passed an act providing temporarily for the government of the Philippines, providing for the election by popular vote, two years after a census of the islands had been taken and published, of delegates to an assembly, consisting of not more than 100 members nor less than fifty, apportioned among the provinces as nearly as possible according to population. This assembly should, together with the Philippine commission appointed by the president of the United States, exercise the legislative power heretofore exercised by the commission alone, the members of the commission acting as an upper house and the elected assemblymen as a lower house. The members of the assembly were to hold office two years and annual sessions of the legislature not exceeding ninety days in length were to be held.

The first election was held July 30, 1907, when eighty members of the legislature were chosen, the total vote being 97,903. The first session was formally opened Oct. 16 by William H. Taft, United States secretary of war, the first civil governor of the islands after they came into American possession. Sergio Osmena was elected president.

OFFICIALS AND SALARIES—The Philippine commission consisted in October, 1913, of Francis B. Harrison of New York, Henderson S. Martin of Kansas, Clinton L. Riggs of Maryland, Winfred T. Denison of New York, Rafael Palma, Victorino Mafa, Jaime C. de Veyra, Vicente Ilustre and Vicente Singson of the Philippines. The officers in 1913 were: Governor-General—Francis Burton Harrison; Vice-Governor—Henderson S. Martin; Secretary Interior Department—Winfred T. Denison.

Secretary Finance and Justice—Victorino Mafa.
Secretary Public Instruction—Henderson S. Martin.
Secretary of Commerce and Police—Clinton L. Riggs.

Executive Secretary—Frank W. Carpenter.
Auditor—Clifford H. French.
Treasurer—Jeremiah L. Manning.
Director of Education—Frank L. Crone.
Director of Posts—C. M. Cotterman.
Attorney-General—Ignacio Villamor.

Chief Justice Supreme Court—Cayetano S. Arellano. The governor receives \$20,000 a year (\$15,000 as governor-general) and the other American commissioners receive \$15,500 each (\$10,500 being for their services as heads of departments). The commissioners not heads of departments get \$7,500 each. The salaries of other leading officials are: Executive secretary, \$9,000; assistant executive secretary, \$6,000; auditor, \$6,000; collector of customs, \$6,000; attorney-general, \$6,000; chief justice supreme court, \$10,000; associate justices, \$10,000; superintendent of public education, \$6,000; director-general of posts, \$6,000; treasurer, \$6,000.

AREA AND POPULATION—The total land and water area of the Philippine archipelago is 832,968 square miles; land area, 115,026; population (est. 1912), 8,460,052. The population of Manila in 1910 was 234,409. The population of the principal islands in 1903 was: Bobol, 243,148; Cebu, 592,247; Jolo, 44,718; Leyte, 357,641; Luzon, 3,798,507; Marinduque, 50,601; Mindanao, 499,634, of whom 252,940 are uncivilized; Negros, 460,776 (21,217 uncivilized); Panay, 743,646 (14,933 uncivilized); Samar, 222,690.

PRODUCTS AND CLIMATE—The chief products are hemp, sugar, coffee, tobacco leaf, copra, cigars and

indigo. Between 600,000 and 700,000 bales of hemp are exported annually.

The climate of the Philippine islands is considered excellent for the tropics. The mean temperature in Manila ranges from 77 in January to 83 in May. June, July, August and September are the rainy months. March, April and May the hot and dry, and October, November, December, January and February the temperate and dry.

TRADE WITH THE UNITED STATES—The shipments of merchandise from the United States to the Philippines in the fiscal year ended June 30, 1913, amounted in value to \$25,360,646, as compared with \$23,703,935 in 1912. The principal articles sent were: Breadstuffs, \$1,726,839; cotton manufactures, \$7,077,165; iron and steel manufactures, \$5,475,840; mineral oils, \$1,611,089. The imports into the United States amounted in value to \$21,610,248, as compared with \$23,257,199 in 1912. The principal articles imported were: Unmanufactured manila, \$12,089,174; sugar, \$4,593,199; tobacco, \$2,326,264.

IMPORTS AND EXPORTS—The total imports of the Philippine islands in the fiscal year 1912 amounted to \$54,549,980; total exports, \$50,319,836.

ISLAND OF PORTO RICO.

Porto Rico, according to the decision of the United States Supreme court in the insular cases May 27, 1901, is a territory appurtenant and belonging to the United States, but not a part of the United States within the revenue clause of the constitution. The island was ceded to the United States by Spain Dec. 10, 1898, and was under military rule until the Foraker law went into effect May 1, 1900. In accordance with the third section of that act, the legislative assembly of Porto Rico having put into operation a system of local taxation to meet the necessities of government, President McKinley on the 25th of July, 1901—the anniversary of the landing of American troops on the island in 1898—proclaimed free trade between the United States and Porto Rico.

GOVERNMENT—Civil government, under the provisions of the Foraker act, was established May 1, 1900. The upper house consists of eleven members, six of whom are "cabinet" officers appointed by the president; the lower house is made up of thirty-five delegates elected by the people every two years. The governor, who is appointed by the president, has practically the same duties as the governor of any other territory of the United States. The present officers are: Governor, Arthur Yager; secretary, (vacancy); treasurer, Allan H. Richardson; commissioner of education, E. G. Bainter; attorney-general, Wolcott H. Pitkin, Jr.; auditor, J. W. Bonner; commissioner of interior, J. A. Wilson; director of labor, charities and correction, Manuel Cammas; United States district judge, Peter J. Hamilton; resident commissioner in the United States, Luis Munoz Rivera.

AREA AND POPULATION—The area of Porto Rico is 3,435 square miles and the population in 1910 was 1,118,012, of which 65.5 per cent was white, 30 per cent mulatto and 4.5 per cent black. The cities having more than 5,000 inhabitants in 1910 were: San Juan, 48,716; Ponce, 35,005; Mayaguez, 16,563; Arecibo, 9,612; Aguadilla, 6,125; Yauco, 6,589; Caguas, 10,354; Guayama, 8,321.

COMMERCE—For the year ended June 30, 1913, the total domestic exports from Porto Rico to foreign countries were \$3,549,451, and to the United States, \$40,529,665. Foreign imports amounted to \$3,745,057, and imports from the United States amounted to \$32,223,191. Of the exports Spain took \$1,650,310; Cuba, \$3,793,632; France, \$1,258,310; Germany, \$111,553; Austria-Hungary, \$308,292.

The leading articles of export are coffee, oranges, brown sugar and tobacco.

TERRITORY OF HAWAII.

Annexed to the United States July 7, 1898.

Created a territory June 14, 1900.

Governor—L. E. Pinkham.

Secretary—Henry E. Cooper.

POPULATION—According to the federal census of 1910 the total population of the territory is 191,900.

In 1912 it was estimated at 200,065. The only large city is Honolulu, which in 1910 had a population of 52,183.

COMMERCE WITH THE UNITED STATES—The total value of the shipments of merchandise from Hawaii to the United States for the twelve months ended June 30, 1913, was \$42,652,462. Brown sugar was the principal item, amounting to 1,056,244,887 pounds, valued at \$35,235,170. The other articles of importance were: Coffee, \$352,965; fruits, \$3,779,572; rice, \$185,943. The total value of the shipments of merchandise from the United States to Hawaii was \$30,411,899. The principal articles were: Iron, steel and machinery, \$6,269,813; leather and manufactures of, \$751,260; oils, \$1,963,792; provisions, \$1,342,769; tobacco, \$697,995; lumber and manufactures of wood, \$2,139,023; wines and liquors, \$825,856.

PANAMA CANAL ZONE.

Acquired by the United States, Feb. 26, 1904.

Area, 471 square miles.

Population (1911), 61,279.

Civil Governor—Richard L. Metcalfe.

TUTUILA.

Acquired by the United States January, 1960.

Area, including Manua and several other small islands, 77 square miles.

Population, about 7,200.

Merchandise shipped from United States (1912), \$12,621; to the United States, \$21,885.

Pango-Pango harbor acquired by United States in 1872.

GUAM.

Ceded to United States by Spain Dec. 10, 1898.

Area, 210 square miles.

Population, about 12,250.

Merchandise shipped from United States (1912), \$55,634.

First American Governor—Capt. R. P. Leary, U. S. N.

Governor (1913)—Capt. Robert E. Coontz, U. S. N.

LOSS OF THE STEAMSHIP VOLTURNO.

Date—Oct. 9-10, 1913.

Place—Atlantic ocean, latitude 49:12 north, longitude 34:51 west.

Persons aboard—659.

Lives lost—134.

Lives saved—525.

Cause of disaster—Explosion of chemicals and fire.

The Volturno, a steamship of 2,396 tons belonging to the Uranium line, sailed from Rotterdam Oct. 2, 1913, for New York via Halifax with 22 cabin passengers, 538 steerage passengers and a crew of 99 officers and men. Most of those aboard were Russian, Balatian and Polish emigrants bound for Canada. Capt. Francis Inch was in command of the vessel. At 6:50 a. m. Oct. 9 fire was reported in hold No. 1 in the forward part of the ship, and in a few minutes the flames burst through to the deck. So rapidly did the fire gain headway that the watch below was imprisoned and burned to death. A series of explosions followed, wrecking the saloon and hospital amidship and damaging the compass and steering gear. Calls for help were sent out by the wireless operators and an attempt was made to launch lifeboats, though the ship was rolling heavily. Two were smashed, but two others got away from the vessel. Both were lost in the heavy sea with all their occupants.

At 11 a. m. the Carmania arrived in response to the wireless appeal for aid, and other steamers put

TERRITORY OF ALASKA.

Purchased from Russia in March, 1867.

Organized as noncontiguous possession July 27, 1868.

Made a civil and judicial district June 6, 1900.

Organized as territory of Alaska by act of Aug. 24, 1912.

Capital—Juneau.

Governor—J. E. A. Strong.

Secretary—William L. Distin.

Treasurer—W. G. Smith.

AREA AND POPULATION—Area, 590,884 square miles (land and water); population in 1910, 64,356, of which 25,381 were Indians.

LEGISLATURE—Senate has eight members, or two from each judicial district; house has sixteen members, or four from each judicial district; term of senators, four years; term of representatives, two years; compensation paid by government, \$15 a day to each member during attendance at sessions and mileage at the rate of 15 cents a mile; sessions, biennial, beginning on first Monday in March of odd numbered years; limit of regular sessions, sixty days, and of special sessions, fifteen days; delegate to congress elected on Tuesday following first Monday of November every second year, beginning with 1914.

COMMERCE—The total value of the shipments of domestic merchandise from the mainland of the United States to Alaska in the year ended June 30, 1913, was \$20,179,547. The principal articles were: Breadstuffs, \$759,069; manufactures of cotton, \$812,469; eggs, \$436,105; fruits and nuts, \$529,138; manufactures of iron and steel, \$4,278,684; leather manufactures, \$384,517; meat and dairy products, \$2,357,590; wines and liquors, \$721,593; tobacco, \$636,363; vegetables, \$508,507; wood and manufactures of, \$1,903,912. Total value of shipments of domestic merchandise from Alaska to the mainland, \$24,014,556. The main articles were: Copper ore, \$3,579,474; canned salmon, \$16,085,813; other fish, \$969,813; furs, \$751,345.

GOLD SHIPMENTS (1912)—From Alaska to the mainland, \$14,707,027; from the mainland to Alaska, \$1,239,045 in coin. The total gold and silver shipments, including foreign, to the United States were \$18,997,273.

in an appearance from time to time until eleven in all were on the scene. They were, in addition to the Carmania, the Seydlitz, Kroonland, Grosser Kurfuerst, La Touraine, Narragansett, Devonian, Czar, Minneapolis, Rappahannock and New York (a tank steamer). On account of the rough sea boats could not be successfully launched until late in the evening and then they were not able to get close to the burning vessel. Some of the passengers equipped with life preservers jumped into the sea and were picked up. Toward daybreak of the 10th the wind moderated and the captain of the Narragansett had fifty barrels of oil pumped out near the stern of the Volturno. This had the effect of calming the stormy waters and enabling small boats to approach the burning ship's side and receive the passengers lowered to them with ropes. The captain was the last to leave the ship. The survivors were divided among the rescuing ships, some being brought back to Europe and others being taken to America, according to the destinations of the various vessels.

The cause of the fire, according to the statement of Waldron Diselman, third officer of the Volturno, was the explosion of a drum containing chemicals. He asserted that of those who perished more than eighty were burned to death, while the others lost their lives through the smashing or sinking of the lifeboats.

GETTYSBURG SEMI-CENTENNIAL.

The fiftieth anniversary of the battle of Gettysburg was observed on the historic battle field July 1-4, 1913. To meet the expenses of the occasion Pennsylvania contributed \$435,000 and the United States government \$150,000 together with the use of camp equipment and the services of officers and troops. Some 55,000 veterans, of whom 9,000 were former confederate soldiers, took part in the encamp-

ment and exercises. Addresses were made by President Woodrow Wilson, Alfred B. Beers, commander-in-chief of the Grand Army of the Republic; Bennett H. Young, commander-in-chief of the United Confederate Veterans, and by many others. The tents occupied by the veterans were pitched on part of the ground over which Gen. Pickett's famous charge was made.

MINNESOTA RATE CASE DECISION.

The following brief chronology will give the successive steps taken in the adjudication of the Minnesota railroad rate case, involving the right of a state to control the railroads within its borders:

April 4, 1907—Minnesota legislature passes act reducing railroad rates 33½ per cent.

April 18, 1907—Legislature enacts law reducing commodity rates 7.377 per cent.

May 31, 1907—Stockholders of the Great Northern, Northern Pacific and Minneapolis & St. Louis railroads sue for injunction to prevent enforcing of new rates.

July 8, 1907—Judge Lochren grants temporary injunction against the state, but the new rates, except as to commodities, are put in force pending court decision.

October, 1907—Attorney-General Young seeks mandamus to enforce commodity rates; he is arrested and fined \$100 for contempt of court.

March 23, 1908—United States Supreme court holds rate law unconstitutional, but later grants a rehearing of the case.

April 22, 1908—C. F. Otis is appointed master in chancery to take testimony in rate case, appointment being made by Judge W. H. Sanborn.

Sept. 21, 1910—Otis reports in favor of railroads on all points.

April 8, 1910—Judge Sanborn files his decision sustaining the findings of Otis.

May 15, 1911—State appeals to United States Supreme court.

June 9, 1913—Supreme court upholds state.

Following is the text of the decision of the Supreme court as announced by Justice Hughes:

1. The constitution gives congress an authority at all times adequate to secure the freedom of interstate commercial intercourse from state control and to provide effective regulation of that intercourse as the national interests may demand.

2. The commerce that is confined within one state and does not affect other states is reserved to the state. This reservation is only of that power which is consistent with the grant to congress. The authority of congress extends to every part of interstate commerce and to every instrumentality or agency by which it is carried on, and the full control by congress over the subjects committed to its regulation is not to be denied or thwarted by the commingling of interstate and intrastate operations.

3. Even without action by congress, the commerce clause of the constitution necessarily excludes the states from direct control of subjects embraced within the clause which are of such nature that, if regulated at all, their regulation should be prescribed by a single authority. There is thus secured the essential immunity of interstate intercourse from the imposition by the states of direct burdens and restraints.

4. But there remains to the states the exercise of the power appropriate to their territorial jurisdiction in making suitable provision for local needs. The state may provide local improvements, create and regulate local facilities and adopt protective measures of a reasonable character in the interest of the health, safety, morals and welfare of its people, although interstate commerce may incidentally or indirectly be involved.

Where matters falling within the state power, as above described, are also by reason of their relation to interstate commerce within the reach of the federal power, congress must be the judge of the necessity of federal action, and until congress acts the state may act.

The paramount authority of congress enables it to intervene at its discretion for the complete and effective government of that which has been committed to its care, and for this purpose and to this extent in response to a conviction of national need to displace local laws by substituting laws of its own.

State regulation of railroad rates began with railroad transportation. The authority of the state to prescribe what shall be reasonable charges for intrastate transportation is statewide, unless it be limited by the exertion of the constitutional power of congress with respect to interstate commerce and its instruments.

As a power appropriate to the territorial jurisdiction of the state it is not confined to a part of the state, but extends throughout the state—to its cities adjacent to its boundaries as well as to those in the interior of the state. If this authority of the state be restricted it must be by virtue of the actual exercise of federal control and not by reason merely of a dormant federal power—that is, one which has not been exerted.

6. Congress, in the act to regulate commerce, expressly provided that the provisions of the act should not extend to transportation "wholly within one state."

Having regard to the terms of the federal statute, the familiar range of state action at the time it was enacted, exercise of state authority in the same manner and to the same extent after its enactment and the decisions of this court recognizing and upholding this authority, the court finds no foundation for the proposition that the act to regulate commerce contemplated interference with the authority of the state to prescribe reasonable rates for the exclusive internal traffic throughout the extent of its territory.

Neither by the original act nor by its amendment has congress sought to establish a unified control over interstate and intrastate rates; it has not set up a standard for intrastate rates or prescribed or authorized the federal commission to prescribe either maximum or minimum rates for intrastate traffic. The fixing of reasonable rates for intrastate transportation was left by the act where it had been found—that is, with the states and the agencies created by the states to deal with the subject.

7. Under the established principles governing state action, Minnesota did not transcend the limits of its authority in prescribing the rates here involved, assuming them to be reasonable interstate rates. It exercised an authority appropriate to its territorial jurisdiction and not opposed to any action thus far taken by congress.

8. The interblending of operations in the conduct of interstate and local business by interstate carriers, and the exigencies that are said to arise with respect to the maintenance of interstate rates by reason of their relation to intrastate rates, are considerations for the practical judgment of congress. If the situation has become such that adequate regulation of interstate rates cannot be maintained without imposing requirements with respect to such intrastate rates of interstate carriers as substantially affect interstate rates it is for congress to determine, within the limits of its constitutional authority over interstate commerce and its instruments, the measure of the regulation it should supply.

It is the function of the court to interpret and apply the law already enacted, but not, under the guise of construction, to provide a more comprehensive scheme of regulation than congress has decided on. Nor in the absence of federal action may effect be denied to the laws of the state enacted within the field which it is entitled to occupy until its authority is limited through the exertion by congress of its paramount constitutional power.

On the issue of confiscation: The rate making power is a legislative power and necessarily implies a range of legislative discretion. The court does not sit as a board of review to substitute its judgment for that of the legislature or of the commission lawfully constituted by it as to matters within the province of either.

The question is whether in prescribing a general schedule of rates involving the profitability of the intrastate operations of the carrier, taken as a whole, the state has superseded the constitutional limit by making the rates confiscatory. The property of the railroad corporation has been devoted to a public use. But the state has not seen fit to undertake the service itself and the private property embarked in it is not placed at the mercy of legislative caprices. It rests secure under the constitutional protection which extends not merely to the title but to the right to receive just compensation for the services given to the public.

10. In the cases of Northern Pacific and Great Northern companies, on the examination of estimates of value and methods of apportionment, it

is concluded that the proof is insufficient to justify a finding that the rates were confiscatory, and the decrees are reversed with instructions to dismiss the bill in each case without prejudice.

11. In the case of the Minneapolis & St. Louis Railroad company it is found, in view of the special facts appearing, that the margin of error in the estimates and calculations was not sufficient to affect the result.

The decree in that case, adjudging the rates to

be confiscatory, is therefore affirmed with the modification that the members of the railroad and warehouse commission and the attorney-general of the state may apply to the court by bill or otherwise as they may be advised to a further order or decree whenever it shall appear that by reason of a change in circumstances the rates fixed by the state's acts and orders are sufficient to yield to this company reasonable compensation for the service rendered.

THE SHERMAN ANTITRUST LAW.

Passed by the 51st congress and approved July 2, 1890.

Section 1. Every contract, combination in the form of trust or otherwise or conspiracy in restraint of trade or commerce among the several states or with foreign nations is hereby declared to be illegal. Every person who shall make any such contract or engage in any such combination or conspiracy shall be deemed guilty of a misdemeanor, and, on conviction thereof, shall be punished by fine not exceeding \$5,000 or by imprisonment not exceeding one year, or by both said punishments, in the discretion of the court.

Sec. 2. Every person who shall monopolize or attempt to monopolize or combine or conspire with any person or persons to monopolize any part of the trade or commerce among the several states or with foreign nations, shall be deemed guilty of a misdemeanor, and on conviction thereof shall be punished by fine not exceeding \$5,000 or by imprisonment not exceeding one year, or by both said punishments, in the discretion of the court.

Sec. 3. Every contract, combination in form of trust or otherwise or conspiracy in restraint of trade or commerce in any territory of the United States or of the District of Columbia, or in restraint of trade or commerce between any such territory and another, or between any such territory or territories and any state or states or the District of Columbia or with foreign nations, or between the District of Columbia and any state or states or foreign nations, is hereby declared illegal. Every person who shall make any such contract or engage in any such combination or conspiracy shall be deemed guilty of a misdemeanor, and on conviction thereof shall be punished by fine not exceeding \$5,000 or by imprisonment not exceeding one year, or by both said punishments, in the discretion of the court.

Sec. 4. The several Circuit courts of the United States are hereby invested with jurisdiction to prevent or restrain violations of this act; and it shall be the duty of the several district attorneys of the United States, in their respective districts, under the direction of the attorney-general to institute proceedings in equity to prevent and restrain such violations. Such proceedings may be by way of petition setting forth the case and pray-

ing that such violation shall be enjoined or otherwise prohibited. When the parties complained of shall have been duly notified of such petition the court shall proceed, as soon as may be, to the hearing and determination of the case; and pending such petition and before final decree the court may at any time make such temporary restraining order or prohibition as shall be deemed just in the premises.

Sec. 5. Whenever it shall appear to the court before which any proceeding under section 4 of this act may be pending that the ends of justice require that other parties should be brought before the court the court may cause them to be summoned, whether they reside in the district in which the court is held or not; and subpoenas to that end may be served in any district by the marshal thereof.

Sec. 6. Any property owned under any contract or by any combination or pursuant to any conspiracy (and being the subject thereof) mentioned in section 1 of this act and being in the course of transportation from one state to another or to a foreign country shall be forfeited to the United States and may be seized and condemned by like proceedings as those provided by law for the forfeiture, seizure and condemnation of property imported into the United States contrary to law.

Sec. 7. Any person who shall be injured in his business or property by any other person or corporation by reason of anything forbidden or declared unlawful by this act may sue therefor in any Circuit court of the United States in the district in which the defendant resides or is found, without respect to the amount in controversy, and shall recover threefold the damages by him sustained and the cost of suit, including a reasonable attorney's fee.

Sec. 8. That the word "person" or "persons" wherever used in this act be deemed to include corporations and associations existing under or authorized by the laws of either the United States, the laws of any of the territories, the laws of any state or the laws of any foreign country.

FOUNDATION FOR THE PROMOTION OF INDUSTRIAL PEACE.

Established in 1907.

In 1906 President Theodore Roosevelt was awarded the Alfred B. Nobel peace prize and at his suggestion an act was passed by congress March 2, 1907, establishing the Foundation for the Promotion of Industrial Peace. To this organization he turned over the money received from the Nobel committee to be used as the nucleus of a fund the income of which is to be used in promoting an annual conference in Washington between representatives of capital and of labor with a view to bringing about a better understanding between employers and em-

ployes, thus promoting industrial peace. The chief justice of the United States Supreme court, the secretary of agriculture and the secretary of commerce and labor, and their successors in office, and four persons appointed by the president of the United States to represent capital, labor and the general public, are the trustees. The trustees are authorized to pay over the funds from time to time to a committee of nine members, known as "the industrial peace committee," whose duty it is to make arrangements for the conferences.

THE SAGE FOUNDATION.

March 12, 1907, Mrs. Russell Sage of New York announced that she had set aside the sum of \$10,000,000 to be known as the Sage Foundation and to be devoted to the improvement of the social and living conditions in the United States. As trustees she appointed Robert W. DeForest, Cleveland H. Dodge, Daniel C. Gilman, John M. Glenn, Miss Helen Gould, Mrs. William B. Rice and Miss Louise L. Schuyler.

Following is a part of the statement given out

by Mrs. Sage as to the object of the gift: "I have set aside \$10,000,000 for the endowment of this foundation. Its object is the improvement of social and living conditions in the United States. The means to that end will include research, publication, education, the establishment and maintenance of charitable and beneficial activities, agencies and institutions, and the aid of any such activities, agencies and institutions already established."

IMPEACHMENT OF GOV. WILLIAM SULZER OF NEW YORK.

Aug. 13, 1913, William Sulzer, governor of New York, was impeached by the lower house of the state legislature by a vote of 79 to 45. Stripped of legal verbiage, the articles of impeachment were as follows:

1. That Gov. Sulzer, in filing his statement of campaign expenses in 1912, set forth that his entire receipts were \$5,460 and his expenditures \$7,724; that this statement "was false and was intended by him to be false"; that his list of receipts failed to include eleven specific contributions, ranging in amount from \$100 to \$2,500.

2. That Gov. Sulzer attached to his statement of campaign expenses an affidavit declaring that the statement was "a full and detailed statement of all moneys received or contributed or expended by him directly or indirectly." That this affidavit "was false and was corruptly made by him," and that he was "guilty of wilful and corrupt perjury."

3. That Gov. Sulzer "was guilty of mal and corrupt conduct in his office as governor and was guilty of bribing witnesses." The specific charge was that while the Frawley committee was investigating the governor's campaign accounts he "fraudulently induced" three witnesses (his campaign manager, a personal friend and a stock broker) "to withhold their testimony from said committee."

4. That the governor was guilty of "suppressing evidence" in violation of the state penal law. The specific charge is that he "practiced deceit and fraud and used threats and menaces with intent to prevent the Frawley committee from procuring the attendance and testimony of certain witnesses."

5. That the governor was guilty of "preventing and dissuading a witness from attending under a subpoena" the sessions of the Frawley committee. The witness referred to was Frederick L. Colwell, alleged to have acted as Sulzer's agent in certain stock transactions.

6. That prior to his election the governor appropriated campaign contributions to his own use, "and used the same, or a large part thereof, in speculating in stocks . . . and thereby stole such checks and was guilty of larceny."

7. That Gov. Sulzer promised and threatened to use the authority and influence of his office for the purpose of affecting the vote or political action of certain public officers, including two assemblymen.

8. That he "corruptly used his authority as governor to affect the prices of securities on the New York stock exchange, in some of which he was speculating."

The case was called for trial Sept. 18 at the bar of the court of impeachment, consisting in New

York of the state senate (forty-eight members) and the nine Judges of the Court of Appeals. A two-thirds vote was necessary to convict. Chief Judge Edgar M. Cullen of the Court of Appeals presided. D. Cady Herrick of Albany was the chief counsel for the governor and Alton B. Parker for the managers on the part of the assembly. Efforts to exclude certain senators from sitting as members of the court and to declare the proceedings void on the ground of unconstitutionality failed and the case went to trial. Gov. Sulzer refused to appear personally and did not testify. While the trial was in progress Justice Hiasbrouck of the Supreme court of New York decided that the governor was impeached in regular form and until a verdict was reached was divested of the right to exercise executive functions.

Oct. 16 Gov. Sulzer was found guilty of the offenses charged in three of the articles of impeachment. These articles and the votes upon them were:

Article 1—Charging the governor with making a false statement of campaign receipts and payments. Guilty, 39; not guilty, 18.

Article 2—Charging him with perjury in swearing that the statement was true. Guilty, 39; not guilty, 18.

Article 3—Charging him with bribing witnesses to withhold testimony from the Frawley committee. Not guilty by unanimous vote.

Article 4—Charging him with "practicing deceit and fraud and using threats and menaces" to suppress testimony desired by the Frawley committee. Guilty, 43; not guilty, 14.

The court voted not guilty as to the charges in the other four articles Oct. 17, and then by a vote of 43 to 12 ordered the removal of William Sulzer from the office of governor of New York. It was decided unanimously that he should not be disqualified from holding further office. As a result of the impeachment of Mr. Sulzer, Martin H. Glynn, lieutenant-governor, became governor of New York.

FORMER IMPEACHMENTS.

Seven other governors in the United States have faced impeachment proceedings. These men and the results that followed were:

Charles Robinson, Kansas, 1862; acquitted.
Harrison Reed, Florida, 1868; charges dropped.
William W. Holden, North Carolina, 1870; removed.

Powell Clayton, Arkansas, 1871; charges dropped.
David Butler, Nebraska, 1871; removed.

Henry C. Warmoth, Louisiana, 1872; term expired and proceedings dropped.
Adelbert Ames, Mississippi, 1876; resigned.

CIRCUIT JUDGE ROBERT W. ARCHBALD IMPEACHED.

Robert W. Archbald, Circuit Judge of the United States from the 3d judicial circuit and designated to serve as a member of the Commerce court, was removed from office by the United States senate, sitting as a court of impeachment, Jan. 13, 1913. Proceedings against the judge were begun in the house of representatives in Washington, D. C., July 11, 1912, when a resolution that he be impeached for misbehavior and for high crimes and misdemeanors was passed. Thirteen articles of impeachment were presented to the senate July 15 and the trial of the case was begun Dec. 2, Judge Archbald being represented by A. S. Worthington and R. W. Archbald, Jr. Voting on the charges took place in the senate Jan. 13, the respondent being found guilty on five of the counts and not guilty as to the other eight.

The first article of impeachment charged Judge Archbald with having, while holding the office of United States Circuit judge and being a member of the Commerce court, unlawfully entered into a partnership for the purchase of the Katydid culm dump in Pennsylvania and with having used his influence to force corporations involved in litigation before the tribunal of which he was a member to sell their property. Sixty-eight senators said "guilty" and five said "not guilty." The five voting "not guilty" were Burnham of New Hampshire, Catron of New Mexico, Oliver and Penrose of

Pennsylvania, Mr. Archbald's state, and Paynter of Kentucky.

On the second article, also charging high crime and misdemeanor in connection with seeking to settle favorably to certain corporations litigation before the interstate commerce commission, the verdict was "not guilty." Forty-six senators voted "guilty," but twenty-five voted "not guilty," the two-thirds necessary to convict not being shown. On the third article, charging Judge Archbald with corrupt use of his official position and influence to obtain an agreement with the Lehigh Valley Coal company, the vote was 60 to 11 for conviction. The fourth charge, involving an improper request upon an attorney for a railroad company on Judge Archbald's part, was sustained by a vote of 52 to 20.

On the fifth article, charging a wrongful attempt on the part of Judge Archbald to insist on obtaining an operating lease on a coal dump owned by the Philadelphia and Reading Coal and Iron company, only six senators voted "not guilty." These included the five who voted in Judge Archbald's favor on the initial roll call and Senator Clark of Wyoming.

Twenty-four senators voted "guilty" and forty-five "not guilty" on article 6, which charged Judge Archbald with a corrupt attempt to influence the Lehigh Valley Coal company and the Lehigh Val-

ley Railway company to purchase a certain interest in a tract of coal land.

The seventh to twelfth articles of impeachment, inclusive, involved acts alleged to have been committed by the respondent while he was a judge of the District court of Pennsylvania. The vote was "not guilty" by 65 to 1.

The thirteenth article was a sort of summary of the charges embraced in the preceding twelve articles and some dozen or more senators demanded that they be excused from voting on it. They declared they would be embarrassed in voting "guilty" or "not guilty" on a group of charges that would make some of their previous votes inconsistent.

All these senators had voted "guilty" on some of the preceding counts and "not guilty" on the others. When the roll call was finally taken forty-two senators voted "guilty" and twenty "not guilty."

At the conclusion of the roll call on the thirteenth charge, Senator O'Gorman of New York offered a resolution as follows:

"Ordered, That the respondent, Robert W. Archbald, Circuit judge of the United States for the 3d circuit, and designated to serve as a member of the Commerce court, be and he is hereby removed from office and that he be forever disqualified from holding and enjoying any office of honor, trust or profit under the United States."

Then, in the moments leading to the climax of the trial, the roll was called on the question of disqualifying the impeached jurist from holding office in the future.

Those who voted "yea" on this proposition were:

Ashurst.	Gore.	Poin Dexter.
Borah.	Gronna.	Perky.
Bourne.	Hitchcock.	Pomerene.
Bristow.	Johnson.	Reed.
Brown.	Kenyon.	Shively.
Bryan.	Kern.	Simmons.
Chamberlain.	LaFollette.	Smith (Ark.)
Clapp.	Martin.	Smith (Md.)
Clarke (Ark.)	Martine.	Stone.
Crawford.	Newlands.	Swanson.
Culberson.	O'Gorman.	Tillman.
Cummins.	Owen.	Williams.
Dixon.	Page.	Total, 39.
Fletcher.		

Those who voted "nay" were:

Bacon.	Gallinger.	Root.
Bankhead.	Jones.	Sanders.
Brandegge.	Lippett.	Smith (Ga.).
Burnham.	Lodge.	Smoot.
Burton.	McCumber.	Stephenson.
Catron.	McLean.	Sutherland.
Clark (Wyo.).	Nelson.	Thornton.
Crane.	Oliver.	Townsend.
Cullom.	Paynter.	Warren.
Curtis.	Penrose.	Wetmore.
Du Pont.	Perkins.	Works.
Foster.	Richardson.	Total, 35.

It required merely a majority vote to adopt the resolution removing Mr. Archbald from office and to disqualify him for future official preferment, whereas on all the charges involving the question of guilt a two-thirds vote was necessary to convict.

RECORD OF IMPEACHMENTS.

The senate has sat as a court of impeachment in the cases of the following accused officials, with the result stated:

William Blount, senator from Tennessee, in 1793; charges dismissed for want of jurisdiction, Blount having resigned previously.

John Pickering, judge of the United States District court for New Hampshire; removed from office in 1804.

Samuel Chase, associate justice of the Supreme court of the United States; acquitted 1805.

James H. Peck, judge of the United States District court for Missouri; acquitted 1831.

West H. Humphreys, judge of the United States District court for Tennessee; removed from office, 1862.

Andrew Johnson, president of the United States; acquitted 1868.

William W. Belknap, secretary of war; acquitted 1876.

Charles Swayne, judge of the United States District court for the northern district of Florida; acquitted 1905.

Robert W. Archbald, associate judge of the United States Commerce court; convicted 1913.

NATIONAL HYMNS OF VARIOUS COUNTRIES.

Following is a list of songs used as national hymns or anthems in various countries of the world:

United States—"The Star Spangled Banner."* "America" and "Hail, Columbia" are also used as national songs.

Great Britain—"God Save the King."

Germany—"Die Wacht am Rhein" (The Watch on the Rhine).

France—"La Marseillaise."

Austria—"Gott Erhalte Unsern Kaiser" (God Preserve Our Emperor).

Hungary—"Isten Ald Meg a Magyar!" (Lord, Bless the Hungarian).

Belgium—"La Brabanconne" (Song of the Brabantines).

Denmark—"Kong Kristian Stod Ved Holen Mast" (King Christian Stood Beside the Loft Mast).

Norway—"Ja, Vi Elsker Dette Landet" (Yes, We Love This Land).

Sweden—"Fosterjorden" (Land of My Birth).

Finland—"Vaart Land" (Our Land).

Russia—"God Preserve the Czar."

Italy—"Marcia Reale Italiana" (Royal Italian March).

Mexico—"Mexicanos, al Grito de Guerra" (Mexicans, at the Cry of War).

Wales—"Land of My Fathers."

*Official in navy.

THE UNITED STATES CENSUS BUREAU.

The bureau of the census in the department of commerce and labor, Washington, D. C., is charged with the duty of taking the periodical censuses of the United States and of collecting such special statistics as are required by congress, including statistics of births and deaths in registration areas, statistics of the cotton production of the country as returned by the ginners, the consumption of cotton and statistics of cities having 30,000 or more inhabitants.

The act passed at the extra session of the 61st

congress and approved July 2, 1909, for the taking of the thirteenth and subsequent censuses provided that a census should be taken of the population, agriculture, manufactures and mines and quarries of the United States in 1910 and every ten years thereafter, and that it should include each state and territory on the mainland, the District of Columbia, Alaska, Hawaii and Porto Rico. An assistant director, a geographer, a chief statistician and other officers and clerks in addition to the regular force in the census office were provided for.

HEIGHT OF SOME FAMOUS STRUCTURES.

Structure.	Feet.	Structure.	Feet.	Structure.	Feet.	Structure.	Feet.
Amiens cathedral.....	383	Cologne cathedral.....	512	Milan cathedral.....	360	St. Peter's, Rome.....	433
Bunker Hill mon't.....	221	Eiffel tower.....	984	Pyramid, Great.....	451	Strassburg cathedral.....	465
Capitol, Washington.....	288	Florence cathedral.....	337	Rouen cathedral.....	464	St. Stephen's, Vienna.....	470
City hall, Phila.....	535	Fribourg cathedral.....	386	St. Paul's, London.....	404	Washington mon't.....	556

PRESIDENTIAL VOTE (1828-1912).

Yr.	Candidate.	Party.	Popular vote.	Per cent.	Electoral vote.	Yr.	Candidate.	Party.	Popular vote.	Per cent.	Electoral vote.
1828	Jackson	Democrat.	647,231	55.37	178	1884	Blaine	Republican	4,848,334	48.27	182
1828	Adams	Federal	509,067	44.06	83	1884	Butler	Greenback	133,825	1.33	3
1832	Jackson	Democrat.	687,502	54.96	219	1884	St. John	Prohibition	511,809	1.51	11
1832	Clay	Whig	530,189	42.39	49	1888	Cleveland	Democrat.	5,540,550	48.66	168
1832	Floyd	Whig	33,108	2.65	11	1888	Harrison	Republican	5,444,337	47.82	233
1832	Wirt	Anti-M.	33,108	2.65	11	1888	Streeter	Union Lab.	146,897	1.29	20
1836	Van Buren	Democrat.	761,549	50.83	170	1888	Fisk	Prohibition	250,125	2.20	20
1836	Harrison	Whig	736,656	49.17	73	1888	Cowdrey	United Lab.	2,808	.03	2
1836	White	Whig	736,656	49.17	26	1892	Cleveland	Democrat.	5,554,414	46.04	277
1836	Webster	Whig	736,656	49.17	14	1892	Harrison	Republican	5,190,802	43.02	145
1836	Mangum	Whig	736,656	49.17	11	1892	Bidwell	Prohibition	271,038	2.24	24
1840	Van Buren	Democrat.	1,128,702	46.82	60	1892	Weaver	People's	1,027,329	8.51	22
1840	Harrison	Whig	1,275,017	52.89	234	1892	Wing	Socialist	21,164	.19	1
1840	Birney	Liberty	7,059	.39	9	1896	McKinley	Republican	7,035,638	50.88	271
1844	Polk	Democrat.	1,337,243	49.55	170	1896	Bryan	Democrat.	6,467,946	46.47	176
1844	Clay	Whig	1,293,068	48.14	105	1896	Levering	Prohibition	141,676	1.03	10
1844	Birney	Liberty	62,300	2.31	11	1896	Bentley	National	13,969	.10	10
1848	Taylor	Whig	1,360,110	47.36	163	1896	Matchett	Soc. Labor.	36,454	.27	20
1848	Cass	Democrat.	1,220,544	42.50	107	1896	Palmer	Nat. Dem.	131,529	.96	10
1848	Van Buren	Free Soil.	291,263	10.14	10	1900	McKinley	Republican	7,219,530	51.69	292
1852	Pierce	Democrat.	1,501,474	51.03	254	1900	Bryan	Democrat.	6,358,071	45.51	155
1852	Scott	Whig	1,380,678	43.99	42	1900	Woolley	Prohibition	208,166	1.49	10
1852	Hale	Free Soil.	156,149	4.98	10	1900	Barker	People's	50,232	.37	27
1856	Buchanan	Democrat.	1,858,169	45.34	174	1900	Debs	Soc. Dem.	94,708	.67	67
1856	Fremont	Republican	1,341,264	33.07	114	1900	Ballourey	Soc. Lab.	32,751	.23	23
1856	Fillmore	American	874,934	21.57	8	1900	Leonard	Union Chr.	28,148	.00	0
1860	Douglas	Democrat.	1,375,157	49.40	12	1900	Ellis	Union R.	5,098	.04	4
1860	Breckinridge	Democrat.	845,763	30.88	72	1904	Roosevelt	Republican	7,628,834	56.41	336
1860	Lincoln	Republican	1,866,352	39.91	180	1904	Parker	Democrat.	5,084,491	37.60	140
1860	Bell	Union	589,581	12.61	39	1904	Swallow	Prohibition	259,257	1.91	10
1864	McClellan	Democrat.	1,808,725	55.06	21	1904	Debs	Socialist	402,460	2.98	20
1864	Lincoln	Republican	2,216,067	44.94	216	1904	Watson	People's	114,753	.85	25
1868	Seymour	Democrat.	2,709,613	47.33	80	1904	Corregan	Soc. Lab.	33,724	.25	20
1868	Grant	Republican	3,015,071	52.67	214	1904	Holcomb	Continental	830	.00	0
1872	Greeley	Democrat.	2,834,079	43.83	*66	1908	Taft	Republican	7,679,006	51.58	321
1872	O'Connor	Ind. Dem.	29,408	.45	1	1908	Bryan	Democrat.	6,408,106	43.05	162
1872	Grant	Republican	3,507,070	55.65	292	1908	Chafin	Prohibition	252,683	1.69	10
1872	Black	Temper'ce	5,908	.09	1	1908	Debs	Socialist	420,880	2.83	19
1876	Hilden	Democrat.	4,284,885	50.94	154	1908	Watson	People's	28,131	.19	10
1876	Hayes	Republican	4,063,960	47.95	185	1908	Hisgen	Ind p'nd'ce.	39,562	.56	26
1876	Cooper	Greenback.	81,740	.97	1	1908	Gillhaus	Soc. Lab.	13,825	.10	10
1876	Smith	Prohibition	9,522	.11	1	1908	Turney	Untd. Chr.	461	.00	0
1876	Walker	American.	2,636	.03	1	1912	Wilson	Democrat.	6,286,214	41.82	435
1880	Hancock	Democrat.	4,442,035	48.23	155	1912	Roosevelt	Progressive	4,126,020	27.45	88
1880	Garfield	Republican	4,449,053	48.31	214	1912	Taft	Republican	3,489,922	23.17	8
1880	Weaver	Greenback.	307,306	3.34	1	1912	Debs	Socialist	897,011	5.97	37
1880	Dow	Prohibition	10,487	.11	1	1912	Chafin	Prohibition	208,923	1.39	10
1880	Phelps	American.	7,071	.01	1	1912	Reimer	Soc. Lab.	29,079	.20	20
1884	Cleveland	Democrat.	4,911,017	48.89	219						

*Owing to the death of Mr. Greeley, the 66 electoral votes were variously cast. Thomas A. Hendricks received 42, B. Gratz Brown 18, Horace Greeley 3, Charles J. Jenkins 2, David Davis 1.

PARTY PLURALITIES AND TOTAL VOTE.

Year.	Plurality.			Total vote.	Year.	Plurality.			Total vote.
	Republican.	Democratic.	Total.			Republican.	Democratic.	Total.	
1828	188,134	1,156,328	1872	762,991	6,466,165
1832	157,313	1,250,799	1876	250,935	8,412,733
1836	24,893	1,498,205	1880	7,018	9,209,588
1840	146,315*	2,410,778	1884	10,344,985
1844	38,175	2,698,611	1888	12,064,216
1848	139,557*	2,871,923	1892	13,827,212
1852	220,796	3,138,301	1896	567,692	13,827,212
1856	496,905	4,053,967	1900	861,459	13,970,134
1860	491,195	4,676,863	1904	2,544,343	13,524,349
1864	407,342	4,024,792	1908	1,269,900	14,887,594
1868	305,458	5,724,684	1912	2,160,194	15,031,169

*Whig. †Includes 461 votes cast for united Christian party.

THE ELECTORAL COLLEGE.

Following is the electoral vote of the states, based upon the apportionment of representatives made by congress under the census of 1910:				State.				State.			
State.	Vote.	State.	Vote.	Missouri <th>.....</th> <th>18</th> <th>Rhode Island <th>.....</th> <th>5</th> </th>	18	Rhode Island <th>.....</th> <th>5</th>	5		
Alabama	12	Indiana	15	Montana	4	South Carolina	9		
Arizona	3	Iowa	13	Nebraska	8	South Dakota	5		
Arkansas	9	Kansas	10	Nevada	3	Tennessee	12		
California	13	Kentucky	13	New Hampshire	4	Texas	20		
Colorado	6	Louisiana	10	New Jersey	14	Utah	4		
Connecticut	7	Maine	6	New Mexico	3	Vermont	3		
Delaware	3	Maryland	8	New York	45	Virginia	12		
Florida	6	Massachusetts	18	North Carolina	12	Washington	7		
Georgia	14	Michigan	15	North Dakota	5	West Virginia	9		
Idaho	4	Minnesota	12	Ohio	24	Wisconsin	13		
Illinois	29	Mississippi	10	Oklahoma	10	Wyoming	3		
				Oregon	5	Total	531		
				Pennsylvania	38	Necessary to choice	266		

PRESIDENTS AND THEIR CABINETS.

PRESIDENT AND VICE-PRESIDENT.	Secretary of state.	Secy. of treasury.	Secretary of war.
*George Washington.....1789	T. Jefferson.....1789	Alex. Hamilton.....1789	Henry Knox.....1789
*John Adams.....1793	E. Randolph.....1794	Oliver Wolcott.....1795	T. Pickering.....1795
	T. Pickering.....1795		Jas. McHenry.....1796
John Adams.....1797	T. Pickering.....1797	Oliver Wolcott.....1797	Jas. McHenry.....1797
Thomas Jefferson.....1797	John Marshall.....1800	Samuel Dexter.....1801	John Marshall.....1800
			Sam'l Dexter.....1800
			R. Griswold.....1801
*Thomas Jefferson.....1801	James Madison.....1801	Samuel Dexter.....1801	H. Dearborn.....1801
Aaron Burr.....1801		Albert Gallatin.....1801	
*George Clinton.....1805			
*James Madison.....1809	Robert Smith.....1809	Albert Gallatin.....1809	Wm. Eustis.....1809
*George Clinton.....1809	James Monroe.....1811	G. W. Campbell.....1814	J. Armstrong.....1813
Elbridge Gerry.....1813		A. J. Dallas.....1814	James Monroe.....1814
		W. H. Crawford.....1816	W. H. Crawford.....1815
*James Monroe.....1817	J. Q. Adams.....1817	W. H. Crawford.....1817	Isaac Sheibly.....1817
*Daniel D. Tompkins.....1817			Geo. Graham.....1817
			J. C. Calhoun.....1817
John Q. Adams.....1825	Henry Clay.....1825	Richard Rush.....1825	Jas. Barbour.....1825
*John C. Calhoun.....1825			Peter B. Porter.....1828
*Andrew Jackson.....1829	M. Van Buren.....1829	Sam. D. Ingham.....1829	John H. Eaton.....1829
*John C. Calhoun.....1829	E. Livingston.....1831	Louis McLane.....1831	Lewis Cass.....1831
Martin Van Buren.....1833	Louis McLane.....1833	W. J. Duane.....1833	B. F. Butler.....1837
	John Forsyth.....1834	Roger B. Taney.....1835	
		Levi Woodbury.....1834	
Martin Van Buren.....1837	John Forsyth.....1837	Levi Woodbury.....1837	Joel R. Poinsett.....1837
Richard M. Johnson.....1837			
†William H. Harrison.....1841	Daniel Webster.....1841	Thos. Ewing.....1841	John Bell.....1841
John Tyler.....1841			
John Tyler.....1841	Daniel Webster.....1841	Thos. Ewing.....1841	John Bell.....1841
	Hugh S. Legare.....1843	Walter Forward.....1841	John McLean.....1841
	Abel P. Upshur.....1843	John C. Spencer.....1843	J. C. Spencer.....1841
	John C. Calhoun.....1844	Geo. M. Bibb.....1844	Jas. M. Porter.....1843
			Wm. Wilkins.....1844
James K. Polk.....1845	James Buchanan.....1845	Robt. J. Walker.....1845	Wm. L. Marcy.....1845
George M. Dallas.....1845			
†Zachary Taylor.....1849	John M. Clayton.....1849	Wm. M. Meredith.....1849	G. W. Crawford.....1849
Millard Fillmore.....1849			
Millard Fillmore.....1850	Daniel Webster.....1850	Thomas Corwin.....1850	C. M. Conrad.....1850
	Edward Everett.....1852		
Franklin Pierce.....1853	W. L. Marcy.....1853	James Guthrie.....1853	Jefferson Davis.....1853
†William R. King.....1853			
James Buchanan.....1857	Lewis Cass.....1857	Howell Cobb.....1857	John B. Floyd.....1857
John C. Breckinridge.....1857	J. S. Black.....1860	Philip F. Thomas.....1860	Joseph Holt.....1861
		John A. Dix.....1861	
*Abraham Lincoln.....1861	W. H. Seward.....1861	Salmon P. Chase.....1861	S. Cameron.....1861
Hannibal Hamlin.....1861		W. P. Fessenden.....1864	E. M. Stanton.....1862
Andrew Johnson.....1865		Hugh McCulloch.....1865	
Andrew Johnson.....1865	W. H. Seward.....1865	Hugh McCulloch.....1865	E. M. Stanton.....1865
			U. S. Grant.....1867
			L. Thomas.....1868
			J. M. Schofield.....1868
*Ulysses S. Grant.....1869	E. B. Washburne.....1869	Geo. S. Boutwell.....1869	J. A. Rawlins.....1869
Schnyder Gofax.....1869	Hamilton Fish.....1869	W. A. Richardson.....1873	W. T. Sherman.....1869
†Henry Wilson.....1873		Benj. H. Bristow.....1874	W. W. Belknap.....1869
		Lot M. Morrill.....1876	Alphonso Taft.....1876
			J. D. Cameron.....1876
Rutherford B. Hayes.....1877	W. M. Evarts.....1877	John Sherman.....1877	G. W. McCrary.....1877
William A. Wheeler.....1877			Alex. Ramsey.....1879
†James A. Garfield.....1881	James G. Blaine.....1881	Wm. Windom.....1881	R. T. Lincoln.....1881
Chester A. Arthur.....1881			
Chester A. Arthur.....1881	F. T. Frelinghuysen.....1881	Chas. J. Folger.....1881	R. T. Lincoln.....1881
		W. Q. Gresham.....1884	
		Hugh McCulloch.....1884	
Grover Cleveland.....1885	Thos. F. Bayard.....1885	Daniel Manning.....1885	W. C. Endicott.....1885
†Thos. A. Hendricks.....1885		Chas. S. Fairchild.....1887	
Benjamin Harrison.....1889	James G. Blaine.....1889	Wm. Windom.....1889	R. Proctor.....1889
Levi P. Morton.....1889	John W. Foster.....1892	Charles Foster.....1891	S. B. Elkins.....1891
		John G. Carlisle.....1893	D. S. Lamont.....1893
Grover Cleveland.....1893	W. Q. Gresham.....1893		
Adlai E. Stevenson.....1893	Richard Olney.....1895		
†William McKinley.....1897	John Sherman.....1897	Lyman J. Gage.....1897	R. A. Alger.....1897
†Garret A. Hobart.....1897	Wm. R. Day.....1897		Elihu Root.....1899
Theodore Roosevelt.....1901	John Hay.....1898		
Theodore Roosevelt.....1901	John Hay.....1901	Lyman J. Gage.....1901	Elihu Root.....1901
Charles W. Fairbanks.....1905	Elihu Root.....1905	Leslie M. Shaw.....1902	Wm. H. Taft.....1904
	Robert Bacon.....1909	G. B. Cortelyou.....1907	Luke E. Wright.....1908
William H. Taft.....1909	P. C. Knox.....1909	F. MacVeagh.....1909	J. M. Dickinson.....1908
†James S. Sherman.....1909			H. L. Stimson.....1911
Woodrow Wilson.....1913	Wm. J. Bryan.....1913	W. G. McAdoo.....1913	L. M. Garrison.....1913
Thomas R. Marshall.....1913			

*Elected two consecutive terms. †Died while in office. ‡Resigned.

PRESIDENTS AND THEIR CABINETS.—CONTINUED.

Secretary of navy.	Secretary of interior.*	Postmaster-general.†	Attorney-general.	Sec. agriculture.‡
		Samuel Osgood.....1789 Timothy Pickens.....1791 Jos. Habersham.....1795	E. Randolph.....1789 Wm. Bradford.....1794 Charles Lee.....1795	
Benjamin Stoddert.....1793		Jos. Habersham.....1797	Charles Lee.....1797 Theo. Parsons.....1801	
Benjamin Stoddert.....1801 Robert Smith.....1801 Jacob Crowninshield.....1800		Jos. Habersham.....1801 Gideon Granger.....1801	Levi Lincoln.....1801 Robt. Smith.....1805 John Brock.....1805 C. A. Rodney.....1807	
Paul Hamilton.....1809 William Jones.....1813 B. W. Crowninshield.....1814		Gideon Granger.....1808 R. J. Meigs, Jr.....1814	C. A. Rodney.....1809 Wm. Pinckney.....1811 William Rush.....1814	
B. W. Crowninshield.....1817 Smith Thompson.....1818 S. L. Southard.....1823		R. J. Meigs, Jr.....1817 John McLean.....1823	William Rush.....1817 William Wirt.....1817	
S. L. Southard.....1825 John Branch.....1829 Levi Woodbury.....1831 Mahlon Dickerson.....1834 Mahlon Dickerson.....1837		John McLean.....1825 Wm. T. Barry.....1829 Amos Kendall.....1835	William Wirt.....1825 John M. Berrien.....1829 Roger B. Taney.....1831 B. F. Butler.....1833	
George E. Badger.....1841		Amos Kendall.....1837 John M. Niles.....1840	B. F. Butler.....1837 Felix Grundy.....1838 H. D. Gilpin.....1840	
George E. Badger.....1841 Abel P. Upshur.....1841 David Henshaw.....1843 Thomas W. Gilmer.....1844 John Y. Mason.....1844		Francis Granger.....1841	J. J. Crittenden.....1841	
George Bancroft.....1845 John Y. Mason.....1846		Francis Granger.....1841 C. A. Wickliffe.....1841	J. J. Crittenden.....1841 Hugh S. Legare.....1841 John Nelson.....1843	
William B. Preston.....1849	Thomas Ewing.....1849	Cave Johnson.....1845	John Y. Mason.....1845 Nathan Clifford.....1846 Isaac Toucey.....1848	
William A. Graham.....1850 John P. Kennedy.....1852	Thomas A. Pearce.....1850 T. M. T. McKernon.....1850 A. H. Stuart.....1850	Jacob Collamer.....1849 Nathan K. Hall.....1850 Sam D. Hubbard.....1852	Reverdy Johnson.....1849 J. J. Crittenden.....1850	
James C. Dobbin.....1853 Isaac Toucey.....1857	Robt. McClelland.....1853 Jacob Thompson.....1857	James Campbell.....1853 Aaron V. Brown.....1857 Joseph Holt.....1859	Caleb Cushing.....1853 J. S. Black.....1857 Edw. M. Stanton.....1860	
Gideon Welles.....1861	Caleb B. Smith.....1861 John P. Usher.....1863	Montgomery Blair.....1861 William Dennison.....1864	Edward Bates.....1861 Titian J. Coffey.....1863 James Speed.....1864	
Gideon Welles.....1865	John P. Usher.....1865 James Harlan.....1865 O. H. Browning.....1866	William Dennison.....1865 A. W. Randall.....1866	James Speed.....1865 Henry Stanbery.....1866 Wm. M. Evarts.....1868	
Adolph E. Borie.....1868 George M. Robeson.....1869	Jacob D. Cox.....1869 Columbus Delano.....1870 Zach Chandler.....1875	J. A. J. Creswell.....1869 Jas. W. Marshall.....1874 Marshall Jewell.....1874 James N. Tynner.....1876	E. R. Hoar.....1869 A. T. Ackerman.....1870 Geo. H. Williams.....1871 Edw. Pierpont.....1875 Alphonso Taft.....1876	
R. W. Thompson.....1877 Nathan Goff, Jr.....1881	Carl Schurz.....1877	David M. Key.....1877 Horace Maynard.....1880	Chas. Devens.....1877	
W. H. Hunt.....1881 W. E. Chandler.....1881	S. J. Kirkwood.....1881 Henry M. Teller.....1881	T. L. James.....1881 T. O. Howe.....1881 W. Q. Gresham.....1883 Frank Hatton.....1884	W. MacVeagh.....1881 B. H. Brewster.....1881	
W. C. Whitney.....1885	L. Q. C. Lamar.....1885 Wm. F. Vilas.....1888	Wm. F. Vilas.....1885 D. M. Dickinson.....1888	A. H. Garland.....1885	N. J. Colman.....1889
Benj. F. Tracy.....1889	John W. Noble.....1889	J. Wanamaker.....1889	W. H. H. Miller.....1889	J. M. Rusk.....1889
Hilary A. Herbert.....1893	Hoke Smith.....1893 D. R. Francis.....1896	W. S. Bissell.....1893 W. L. Wilson.....1896	R. Olney.....1893 J. Harmon.....1895	J. S. Morton.....1893
John D. Long.....1897	C. N. Bliss.....1897 E. A. Hitchcock.....1899	James A. Gary.....1897 Chas. E. Smith.....1898	J. McKenna.....1897 J. W. Griggs.....1897 P. C. Knox.....1901	J. Wilson.....1897
John D. Long.....1901 Wm. H. Moody.....1902 Paul Morton.....1904 C. J. Bonaparte.....1905 Victor H. Metcalf.....1907 Truman H. Newberry.....1908	E. A. Hitchcock.....1901 J. R. Garfield.....1907	Chas. E. Smith.....1901 Henry C. Payne.....1902 Robt. J. Wynne.....1904 G. B. Cortelyou.....1905 G. v. L. Meyer.....1907	P. C. Knox.....1901 W. H. Moody.....1904 C. J. Bonaparte.....1907	J. Wilson.....1901
G. von L. Meyer.....1909	R. A. Ballinger.....1909 W. L. Fisher.....1911	F. H. Hitchcock.....1909	G. W. Wickersham.....1909	J. Wilson.....1909
Josephus Daniels.....1913	F. K. Lane.....1913	A. S. Burleson.....1913	J. C. McReynolds.....1913	D. F. Houston.....1913

Secretary of commerce and labor (department established Feb. 14, 1903)—George B. Cortelyou, 1903; Victor H. Metcalf, 1904-1905; Oscar S. Straus, 1905-1909; Charles Nagel, 1909; (Secretary of Commerce) Wm. C. Redfield, 1913. Secretary of labor (dept. established March 4, 1913)—William B. Wilson, 1913.

*This department was established by an act of congress March 3, 1849. †Not a cabinet officer until 1829. ‡Established Feb. 11, 1889.

APPORTIONMENT OF REPRESENTATIVES.

[From census bureau report.]

The apportionment of representatives in congress, under the first six censuses—1790 to 1840, inclusive—was made by congress, each by a separate act. The law for taking the census of 1850, which was intended to be permanent, presented a rule of apportionment, fixed the number of members of the house at 233 and directed the secretary of the interior thereafter to make the apportionment. The apportionment of 1860 was also made under this law, but congress, on March 4, 1862, fixed the total number of representatives at 241, and the secretary of the interior apportioned the new quotas to the states. The apportionments from and after the census of 1870 were made by congress, each by a separate act, hence it may be assumed that the power conferred on the secretary of the interior by the act of May 23, 1850, was repealed by implication. The following shows the dates of the ap-

portionment acts and the ratio of population to each representative:

Census. Date.	Ratio.
1910—Aug. 8, 1911.....	211,877
1900—Jan. 16, 1901.....	194,182
1890—Feb. 7, 1891.....	179,901
1880—Feb. 25, 1882.....	151,911
1870—Feb. 2, 1872.....	131,425
1860—May 23, 1850.....	127,381
1850—May 23, 1850.....	93,423
1840—June 25, 1842.....	70,680
1830—May 22, 1832.....	47,700
1820—May 7, 1822.....	40,000
1810—Dec. 21, 1811.....	35,000
1800—Jan. 14, 1802.....	33,000
1790—April 14, 1792.....	33,000
.....—Constitution, 1789.....	30,000

REPRESENTATIVES UNDER EACH APPOINTMENT.

STATE.	1910.	1900.	1890.	1880.	1870.	1860.	1850.	1840.	1830.	1820.	1810.	1800.	1790.	1780.
Alabama.....	10	9	9	8	8	6	7	7	5	3	*1			
Arizona.....	*1													
Arkansas.....	7	7	6	5	4	3	2	1	*1					
California.....	11	8	7	6	4	3	2	*2						
Colorado.....	4	3	2	1	*1									
Connecticut.....	5	5	4	4	4	4	4	4	6	6	7	7	7	5
Delaware.....	1	1	1	1	1	1	1	1	1	1	2	1	1	1
Florida.....	4	3	2	2	*2									
Georgia.....	12	11	11	10	*9	7	8	*8	9	7	6	4	2	3
Idaho.....	2	1	1	*1										
Illinois.....	27	25	22	20	19	14	9	7	3	1	*1			
Indiana.....	13	13	13	13	13	11	11	10	7	3	*1			
Iowa.....	11	11	11	11	9	6	2	*2						
Kansas.....	8	8	8	7	3	1								
Kentucky.....	11	11	11	11	10	9	10	10	13	12	10	6	2	
Louisiana.....	8	7	6	6	6	5	4	4	3	3	*1			
Maine.....	4	4	4	4	-5	5	6	7	8	7	7	9	8	6
Maryland.....	6	6	6	6	6	5	6	6	8	9	9	9	8	6
Massachusetts.....	16	14	13	12	11	10	11	10	12	13	13	17	14	8
Michigan.....	13	12	12	11	9	3	6	2	3					
Minnesota.....	10	9	7	5	3	2	5	*2						
Mississippi.....	8	8	7	7	6	5	6	4	2	1	*1			
Missouri.....	16	16	15	14	13	9	7	5	2	1				
Montana.....	2	1	1	*1										
Nebraska.....	6	6	6	3	1	*1								
Nevada.....	1	1	1	1	1	*1								
New Hampshire.....	2	2	2	2	3	3	3	4	5	6	6	5	4	3
New Jersey.....	12	10	8	7	7	5	5	5	6	6	6	6	6	4
New Mexico.....	*1													
New York.....	43	37	34	34	33	31	33	34	40	34	27	17	10	6
North Carolina.....	10	10	9	9	8	7	8	9	13	13	13	12	10	5
North Dakota.....	3	2	1	*1										
Ohio.....	22	21	21	21	20	19	21	21	19	14	6	*1		
Oklahoma.....	8	*5												
Oregon.....	3	2	2	1	1	1	*1							
Pennsylvania.....	36	32	30	28	27	24	25	24	28	26	23	18	13	8
Rhode Island.....	3	2	2	2	2	2	2	2	2	2	2	2	2	1
South Carolina.....	7	7	7	7	5	4	6	7	9	9	9	8	6	5
South Dakota.....	3	2	2	*2										
Tennessee.....	10	10	10	10	10	8	10	11	13	9	6	3	*1	
Texas.....	18	16	13	11	6	4	2	*2						
Utah.....	2	1	*1											
Vermont.....	2	2	2	2	3	3	3	4	5	5	6	4	2	
Virginia.....	10	10	10	10	9	11	13	15	21	22	23	22	19	10
Washington.....	6	5	5	*1										
West Virginia.....	6	5	4	4	3	6	3	*2						
Wisconsin.....	11	11	10	9	8									
Wyoming.....	1	1	1	*1										
Total.....	433	386	356	325	292	241	234	223	240	213	181	141	105	65
Added*.....	2	5			1	2	3	9	2		5		1	

*Assigned to new states after apportionment. Included in table, but not in total under apportionment.

HIGHEST MOUNTAINS IN THE WORLD.

Mountain.	Feet.	Mountain.	Feet.	Mountain.	Feet.	Mountain.	Feet.
Asia—Mt. Everest.....	29,002	Nanda Devi.....	25,600	Huascarana.....	22,188	Chimborazo.....	20,498
Godwin-Austen.....	28,280	Mustaghata.....	24,400	Aconcagua.....	21,499	Tupungato.....	20,286
Kunchinga.....	28,156	Chumalari.....	23,946	Hlampu.....	21,192	Haina.....	20,171
Gusherbrum.....	26,378	South America—		Huandoy.....	20,847	San Jose.....	20,020
Dhawalagiri.....	26,326	Aconcagua.....	23,080	Hillmani.....	21,030	North America—	
Kutha Kangir.....	24,740	Mercedario.....	22,315	Pamiri.....	20,735	McKinley.....	20,800

PAST POLITICAL COMPLEXION OF THE STATES.

R, republican; W, whig; D, democratic; U, union; A, American; A. M., anti-Masonic; N. R., national republican; P, populist; Pr., Progressive.

STATE.	1828.	1832.	1836.	1840.	1844.	1848.	1852.	1856.	1860.	1864.	1868.	1872.	1876.	1880.	1884.	1888.	1892.	1896.	1900.	1904.	1908.	1912.
	Alabama.....	D.	D.	D.	D.	D.	D.	D.	D.	D.	D.	R.	R.	D.	D.	D.	D.	D.	D.	D.	D.	D.
Arizona.....																						
Arkansas.....			D.	D.	D.	D.	D.	D.	D.	D.	R.	R.	D.	D.	D.	D.	D.	D.	D.	D.	D.	D.
California.....								D.	D.	R.	R.	R.	R.	R.	R.	R.	R.	R.	R.	R.	R.	R.
Colorado.....																						
Connecticut.....	R.	N. R.	D.	W.	W.	W.	D.	D.	R.	R.	R.	R.	R.	R.	R.	R.	R.	R.	R.	R.	R.	R.
Delaware.....	R.	N. R.	W.	W.	W.	W.	W.	D.	R.	R.	R.	R.	R.	R.	R.	R.	R.	R.	R.	R.	R.	R.
Florida.....																						
Georgia.....	D.	D.	W.	W.	D.	W.	D.	D.	D.	D.	D.	D.	D.	D.	D.	D.	D.	D.	D.	D.	D.	D.
Idaho.....																						
Illinois.....	D.	D.	D.	D.	D.	D.	D.	D.	R.	R.	R.	R.	R.	R.	R.	R.	R.	R.	R.	R.	R.	R.
Indiana.....	D.	D.	W.	W.	D.	D.	D.	D.	R.	R.	R.	R.	R.	R.	R.	R.	R.	R.	R.	R.	R.	R.
Iowa.....																						
Kansas.....																						
Kentucky.....	D.	N. R.	W.	W.	W.	W.	W.	D.	U.	D.	D.	D.	D.	D.	D.	D.	D.	D.	D.	D.	D.	D.
Louisiana.....	D.	D.	D.	W.	D.	W.	D.	D.	D.	D.	D.	D.	D.	D.	D.	D.	D.	D.	D.	D.	D.	D.
Maine.....	R.	D.	D.	W.	D.	D.	D.	D.	R.	R.	R.	R.	R.	R.	R.	R.	R.	R.	R.	R.	R.	R.
Maryland.....	R.	N. R.	W.	W.	W.	W.	D.	A.	R.	D.	R.	D.	D.	D.	D.	D.	D.	D.	D.	D.	D.	D.
Massachusetts.....	R.	N. R.	D.	W.	W.	W.	W.	R.	R.	R.	R.	R.	R.	R.	R.	R.	R.	R.	R.	R.	R.	R.
Michigan.....			D.	W.	D.	D.	D.	W.	R.	R.	R.	R.	R.	R.	R.	R.	R.	R.	R.	R.	R.	R.
Minnesota.....																						
Mississippi.....	D.	D.	D.	D.	D.	D.	D.	D.	R.	R.	R.	R.	R.	R.	R.	R.	R.	R.	R.	R.	R.	R.
Missouri.....	D.	D.	D.	D.	D.	D.	D.	D.	D.	R.	R.	R.	R.	R.	R.	R.	R.	R.	R.	R.	R.	R.
Montana.....																						
Nebraska.....																						
Nevada.....																						
New Hampshire.....	R.	D.	D.	D.	D.	D.	D.	R.	R.	R.	R.	R.	R.	R.	R.	R.	R.	R.	R.	R.	R.	R.
New Jersey.....	R.	D.	W.	W.	W.	W.	D.	D.	D.	D.	D.	D.	D.	D.	D.	D.	D.	D.	D.	D.	D.	D.
New Mexico.....																						
New York.....	D.	D.	D.	W.	D.	W.	D.	R.	R.	D.	R.	D.	D.	R.	D.	D.	D.	D.	D.	D.	D.	D.
North Carolina.....	D.	D.	D.	W.	D.	W.	D.	D.	D.	D.	R.	R.	R.	R.	R.	R.	R.	R.	R.	R.	R.	R.
North Dakota.....																						
Ohio.....	D.	D.	W.	W.	W.	D.	D.	R.	R.	R.	R.	R.	R.	R.	R.	R.	R.	R.	R.	R.	R.	R.
Oklahoma.....																						
Oregon.....																						
Pennsylvania.....	D.	D.	D.	W.	D.	W.	D.	D.	R.	R.	R.	R.	R.	R.	R.	R.	R.	R.	R.	R.	R.	R.
Rhode Island.....	R.	N. R.	D.	W.	W.	W.	D.	D.	R.	R.	R.	R.	R.	R.	R.	R.	R.	R.	R.	R.	R.	R.
South Carolina.....	D.	W.	D.	D.	D.	D.	D.	D.	D.	D.	R.	R.	R.	R.	R.	R.	R.	R.	R.	R.	R.	R.
South Dakota.....																						
Tennessee.....	D.	D.	W.	W.	W.	W.	W.	D.	U.	D.	R.	D.	D.	D.	D.	D.	D.	D.	D.	D.	D.	D.
Texas.....																						
Utah.....																						
Vermont.....	R.	A. M.	D.	W.	W.	W.	W.	R.	R.	R.	R.	R.	R.	R.	R.	R.	R.	R.	R.	R.	R.	R.
Virginia.....	D.	D.	D.	D.	D.	D.	D.	D.	D.	U.	R.	D.	R.	D.	D.	D.	D.	D.	D.	D.	D.	D.
Washington.....																						
West Virginia.....																						
Wisconsin.....						D.	D.	R.	R.	R.	R.	R.	R.	R.	R.	R.	R.	R.	R.	R.	R.	R.
Wyoming.....																						

In five states in 1892 the electoral vote was divided: California gave 8 electoral votes for Cleveland and 1 for Harrison and Ohio gave 1 for Cleveland and 2 for Harrison; in Michigan, by act of the legislature, each congressional district voted separately for an elector; in Oregon 1 of the 4 candidates for electors on the people's party ticket was also on the democratic ticket; in North Dakota 1 of the 2 people's party electors cast his vote

for Cleveland, this causing the electoral vote of the state to be equally divided among Cleveland, Harrison and Weaver. In 1896 California gave 8 electoral votes to McKinley and 1 to Bryan; Kentucky gave 12 to McKinley and 1 to Bryan. In Maryland in 1904 7 of the presidential electors chosen were democrats and 1 republican. In 1908 Maryland elected 6 democratic and 2 republican electors. In 1912 California elected 11 progressive and 2 democratic electors.

PARTY LINES IN CONGRESS SINCE 1881.

CONGRESS.	Years.	SENATE.			HOUSE.			CONGRESS.	Years.	SENATE.			HOUSE.		
		Rep.	Dem.	Ind.	Rep.	Dem.	Ind.			Rep.	Dem.	Ind.	Rep.	Dem.	Ind.
47th.....	1881-1883	37	38	1	146	138	10	56th.....	1889-1901	53	26	11	185	163	9
48th.....	1883-1885	40	36	1	124	198	1	57th.....	1901-1903	56	29	3	198	153	5
49th.....	1885-1887	42	34	1	120	204	1	58th.....	1903-1905	58	32	1	206	174	2
50th.....	1887-1889	39	37	1	153	168	4	59th.....	1905-1907	58	32	1	250	156	1
51st.....	1889-1891	39	37	1	166	159	1	60th.....	1907-1909	61	31	1	222	164	1
52d.....	1891-1893	47	39	2	88	236	8	61st.....	1909-1911	60	32	1	219	172	1
53d.....	1893-1895	38	44	2	136	220	8	62d.....	1911-1913	51	41	1	162	225	1
54th.....	1895-1897	42	39	1	146	104	7	63d.....	1913-1915	51	44	1	127	230	1
55th.....	1897-1899	46	34	10	206	134	16								

*Socialist. †Progressive. ‡Includes 9 progressives, 7 progressive republicans, 1 independent and 1 vacancy. Figures in table are for beginning of each congress.

QUALIFICATIONS FOR SUFFRAGE.

REQUIREMENTS FOR VOTERS IN THE VARIOUS STATES AND IN ALASKA.	PREVIOUS RESIDENCE REQUIRED.				Registration.	Ballot reform ^t .	Excluded from voting.
	State.	County.	Town.	Precinct.			
ALABAMA—Citizens of good character and understanding, or aliens who have declared intention; must show poll-tax receipt.	2 y.	1 y.	3 m.	3 m.	Yes.	Yes.	If convicted of treason, embezzlement of public funds, malfeasance in office or other penitentiary offenses. Idiots or insane.
ALASKA—Citizens, male or female.	1 y.	30 d.	
ARIZONA—Male and female citizens of the United States.	1 y.	30 d.	30 d.	30 d.	Yes.	Yes.	Persons under guardianship, non compos mentis, insane or convicted of treason or felony.
ARKANSAS—Like Alabama, except as to "good character."	1 y.	6 m.	30 d.	30 d.	No.	Yes.	Idiots, insane, convicts until pardoned, nonpayment of poll tax.
CALIFORNIA—Citizens, male or female; naturalized for 90 days, or treaty of Queretaro.	1 y.	90 d.	30 d.	Yes.	Yes.	Chinese, insane, embezzlers of public moneys, convicts.
COLORADO—Citizens, male or female; aliens who declared intention 4 months before election.	1 y.	90 d.	30 d.	10 d.	Yes.	Yes.	Persons under guardianship, insane, idiots, prisoners convicted of bribery.
CONNECTICUT—Citizens who can read English.	1 y.	6 m.	Yes.	Yes.	Convicted of felony or other infamous crime unless pardoned.
DELAWARE—Citizens paying \$1 registration fee.	1 y.	3 m.	30 d.	No.	Yes.	Insane, idiots, felons, paupers.
FLORIDA—Citizens of the U. S.	1 y.	6 m.	30 d.	Yes.	Yes.	Persons not registered, insane, convicts.
GEORGIA—Citizens who can read and have paid all taxes since 1877.	1 y.	6 m.	(a)	No.	Persons convicted of crimes punishable by imprisonment, insane, delinquent taxpayers.
IDAHO—Citizens, male or female.	6 m.	30 d.	3 m.	10 d.	Yes.	Yes.	Chinese, Indians, insane, felons, polygamists bigamists, traitors, bribers.
ILLINOIS—Citizens, male and female (restricted), of the U. S.	1 y.	90 d.	30 d.	30 d.	Yes.	Yes.	Convicts of penitentiary until pardoned.
INDIANA—Citizens, or aliens who have declared intention and resided 1 year in United States.	6 m.	60 d.	60 d.	30 d.	No.	Yes.	Convicts and persons disqualified by judgment of a court, United States soldiers, marines and sailors.
IOWA—Citizens of United States.	6 m.	60 d.	10 d.	10 d.	(b)	Yes.	Idiots, insane, convicts.
KANSAS—Citizens; aliens who have declared intention; women vote at general as well as school elections.	6 m.	30 d.	30 d.	10 d.	(b)	Yes.	Insane, persons under guardianship, convicts, bribers, defrauders of the government and persons dishonorably discharged from service of United States.
KENTUCKY—Citizens of the U. S.	1 y.	6 m.	60 d.	60 d.	(c)	No.	Treason, felony, bribery, idiots, insane.
LOUISIANA—Citizens who are able to read and write, who own \$300 worth of property or whose father or grandfather was entitled to vote Jan. 1, 1867.	2 y.	1 y.	6 m.	Yes.	No.	Idiots, insane, all crimes punishable by imprisonment, embezzling public funds unless pardoned.
MAINE—Citizens of the U. S.	3 m.	3 m.	3 m.	3 m.	Yes.	Yes.	Paupers, persons under guardianship, Indians not taxed.
MARYLAND—Citizens of United States who can read.	1 y.	6 m.	6 m.	1 d.	Yes.	Yes.	Persons convicted of larceny or other infamous crime, persons under guardianship, insane, idiots.
MASSACHUSETTS—Citizens who can read and write English.	1 y.	6 m.	6 m.	6 m.	Yes.	Yes.	Paupers (except United States soldiers), persons under guardianship.
MICHIGAN—Citizens; aliens who declared intention prior to May 8, 1892.	6 m.	20 d.	20 d.	20 d.	Yes.	Yes.	Indians holding tribal relations, duellists and their abettors.
MINNESOTA—Citizens of the United States.	6 m.	30 d.	30 d.	30 d.	(d)	Yes.	Treason, felony unless pardoned, insane, persons under guardianship, uncivilized Indians.
MISSISSIPPI—Citizens who can read or understand the constitution.	2 y.	1 y.	1 y.	1 y.	Yes.	Yes.	Insane, idiots, felons, delinquent taxpayers.
MISSOURI—Citizens, or aliens who have declared intention not less than 1 nor more than 5 years before offering to vote.	1 y.	60 d.	60 d.	60 d.	(e)	Yes.	Paupers, persons convicted of felony or other infamous crime or misdemeanor or violating right of suffrage, unless pardoned; second conviction disfranchises.
MONTANA—Citizens of U. S.	1 y.	30 d.	30 d.	30 d.	Yes.	Yes.	Indians, felons, idiots, insane.
NEBRASKA—Citizens, or aliens who have declared intention 30 days before election.	6 m.	40 d.	10 d.	10 d.	(b)	Yes.	Lunatics, persons convicted of treason or felony unless pardoned, United States soldiers and sailors.
NEVADA—Citizens of United States.	6 m.	30 d.	30 d.	30 d.	Yes.	Yes.	Insane, idiots, convicted of treason or felony, unamnestied confederates against the United States, Indians and Chinese.
NEW HAMPSHIRE—Citizens of United States.	6 m.	6 m.	6 m.	6 m.	Yes.	Yes.	Paupers (except honorably discharged soldiers), persons excused from paying taxes at own request.
NEW JERSEY—Citizens of United States.	1 y.	5 m.	Yes.	Yes.	Paupers, insane, idiots and persons convicted of crimes which exclude them from being witnesses unless pardoned.
NEW MEXICO—Male citizens U. S.	1 y.	90 d.	30 d.	30 d.	Yes.	Yes.	Insane, idiots, convicts and Indians not taxed.
NEW YORK—Citizens who have been such for 90 days.	1 y.	4 m.	30 d.	30 d.	Yes.	Yes.	Convicted of bribery or any infamous crime unless pardoned, betters on result of election, bribers for votes and the bribed.
NORTH CAROLINA—Citizens of United States who can read.	2 y.	6 m.	4 m.	Yes.	No.	Idiots, lunatics, convicted of felony or other infamous crimes, atheists.
NORTH DAKOTA—Citizens, or aliens who have declared intention, and civilized Indians.	1 y.	6 m.	90 d.	(a)	Yes.	Felons, idiots, convicts unless pardoned, United States soldiers and sailors.
OHIO—Citizens of the U. S.	1 y.	30 d.	30 d.	20 d.	(b)	Yes.	Idiots, insane, United States soldiers and sailors, felons unless restored to citizenship.

(a) Registration required in some counties. (b) In all cities. (c) In the cities of first, second and third class. (d) Required in cities of 1,200 inhabitants or over. (e) In cities of 100,000 population or over.

QUALIFICATIONS FOR SUFFRAGE—CONTINUED.

REQUIREMENTS FOR VOTERS IN THE VARIOUS STATES.	PREVIOUS RESIDENCE REQUIRED.				Registration.	Ballot reform.	Excluded from voting.
	State.	County.	Town.	Precinct.			
OKLAHOMA — Citizens of the United States and native Indians	1 y.	6 m.	30 d.	30 d.	Yes.	Felons, paupers, idiots and lunatics.
OREGON — White male and female citizens, or aliens who have declared intention 1 year before election.	6 m.	No.	Yes.	Idiots, insane, convicted felons, United States soldiers and sailors.
PENNSYLVANIA — Citizens at least 1 month, and if 22 years old must have paid tax within 2 yrs.	1 y.	2 m.	Yes.	Yes.	Persons convicted of some offense forfeiting right of suffrage, nontaxpayers.
RHODE ISLAND — Citizens of United States.	2 y.	6 m.	(c)	Yes.	Paupers, lunatics, idiots, convicted of bribery or infamous crime until restored.
SOUTH CAROLINA — Citizens of United States who can read.	2 y.	1 y.	4 m.	4 m.	Yes.	No.	Paupers, insane, idiots, convicted of treason, dueling or other infamous crime.
SOUTH DAKOTA — Citizens, or aliens who have declared intention.	6 m.	30 d.	10 d.	10 d.	(d)	Yes.	Persons under guardian, idiots, insane, convicted of treason or felony unless pardoned.
TENNESSEE — Citizens who have paid poll tax preceding year.	1 y.	6 m.	(e)	Yes.	Convicted of bribery or other infamous crime, failure to pay poll tax.
TEXAS — Citizens, or aliens who have declared intention 6 months before election.	1 y.	6 m.	6 m.	(f)	Yes.	Idiots, lunatics, paupers, convicts, United States soldiers and sailors.
UTAH — Citizens of United States, male or female.	1 y.	4 m.	60 d.	Idiots, insane, convicted of treason or violation of election laws.
VERMONT — Citizens of United States.	1 y.	3 m.	3 m.	3 m.	Yes.	Yes.	Unpardoned convicts, deserters from United States service during the war, ex-confederates.
VIRGINIA — Citizens of United States of good understanding who have paid poll tax for three years and all ex-soldiers.	2 y.	1 y.	1 y.	30 d.	Yes.	No.	Idiots, lunatics, convicts unless pardoned by the legislature.
WASHINGTON — Citizens of United States, male or female.	1 y.	30 d.	30 d.	30 d.	Yes.	Indians not taxed.
WEST VIRGINIA — Citizens of the state.	1 y.	60 d.	10 d.	No.	Yes.	Paupers, idiots, lunatics, convicts, bribers, United States soldiers and sailors.
WISCONSIN — Citizens, or aliens who have declared intention.	1 y.	10 d.	10 d.	10 d.	(a)	Yes.	Insane, under guardian, convicts unless pardoned.
WYOMING — Citizens, male or female.	1 y.	60 d.	10 d.	10 d.	Yes.	Yes.	Idiots, insane, felons, unable to read the state constitution.

(a) In cities of 3,000 population or over. (b) In cities of not less than 9,000 inhabitants. (c) Nontaxpayers must register yearly before Dec. 31. (d) In towns having 1,000 voters and counties where registration has been adopted by popular vote. (e) All counties having 50,000 inhabitants or over. (f) In cities of 10,000 or over.

NOTE—The word "citizen" as used in above table means citizen of the United States in all cases.

As shown in the above table women have full suffrage in Colorado, Idaho, Utah, California, Washington, Wyoming, Arizona, Kansas and Oregon. In Illinois they can vote for all officials except those specified in the state constitution. In a more or less limited form, relating to taxation and school matters, woman suffrage exists in Delaware, Idaho, Indiana, Iowa, Kentucky, Louisiana, Massachusetts, Minnesota, Montana, Nebraska, Nevada, New Hampshire, New Jersey, North Dakota, Oklahoma, South Dakota, Texas, Vermont and Wisconsin.

CITIZENSHIP IN THE UNITED STATES.

All persons born or naturalized in the United States and subject to the jurisdiction thereof are citizens of the United States and of the state wherein they reside. (Fourteenth amendment to the constitution.)

All persons born in the United States and not subject to any foreign power, excluding Indians not taxed, are declared to be citizens of the United States. (Sec. 1992, U. S. Revised Statutes.)

All children heretofore born or hereafter born out of the limits and jurisdiction of the United States, whose fathers were or may be, at the time of their birth, citizens thereof, are declared to be citizens of the United States; but the rights of citizenship shall not descend to children whose fathers never resided in the United States. (Sec. 1993, U. S. Revised Statutes.)

Any woman who is now or may hereafter be married to a citizen of the United States and who might herself be lawfully naturalized shall be deemed a citizen. (Sec. 1995, U. S. Revised Statutes.)

Children born in the United States of alien parents are citizens of the United States.

When any alien who has formally declared his intention of becoming a citizen of the United States dies before he is actually naturalized the widow and children of such alien are citizens.

Children of Chinese parents who are themselves aliens and incapable of becoming naturalized are citizens of the United States.

Children born in the United States of persons engaged in the diplomatic service of foreign governments are not citizens of the United States.

Children born of alien parents on a vessel of a foreign country while within the waters of the United States are not citizens of the United States, but of the country to which the vessel belongs.

Children born of alien parents in the United States have the right to make an election of nationality when they reach their majority.

Minors and children are citizens within the meaning of the term as used in the constitution.

Deserters from the military or naval service of the United States are liable to loss of citizenship.

Any alien being a free white person, an alien of African nativity or of African descent may become an American citizen by complying with the naturalization laws.

"Hereafter no state court or court of the United States shall admit Chinese to citizenship; and all laws in conflict with this act are repealed." (Sec. 14, act of May 6, 1882.)

The courts have held that neither Chinese, Japanese, Hawaiians, Burmese nor Indians can be naturalized.

The naturalization laws apply to women as well as men. An alien woman who marries a citizen, native or naturalized, becomes a naturalized citizen of the United States.

Aliens may become citizens of the United States by treaties with foreign powers, by conquest or by special acts of congress.

In an act approved March 2, 1907, it is provided that any American citizen shall have expatriated himself when he has been naturalized in any foreign state in conformity with its laws, or when he has taken an oath of allegiance to any foreign state.

When any naturalized citizen shall have resided for two years in the foreign state from which he came, or five years in any other foreign state, it shall be presumed that he has ceased to be an American citizen, and the place of his general abode shall be deemed his place of residence during said years; provided, however, that such presumption may be overcome on the presentation of satisfactory evidence to a diplomatic or consular officer of the United States, under such rules and regulations as the department of state may prescribe; and, provided also, that no American citizen shall be allowed to expatriate himself when this country is at war.

Any American woman who marries a foreigner shall take the nationality of her husband. At the termination of the marital relation she may resume her American citizenship, if abroad, by registering as an American citizen within one year with a consul of the United States, or by returning to reside in the United States, or, if residing in the United States at the termination of the marital relation, by continuing to reside therein.

Any foreign woman who acquires American citizenship by marriage to an American citizen shall be assumed to retain the same after the termination of the marital relation if she continue to reside in the United States, unless she makes formal renunciation thereof before a court having jurisdiction to naturalize aliens, or, if she resides abroad, she may retain her citizenship by registering as such before a United States consul within one year after the termination of such marital relation.

A child born without the United States, of alien parents, shall be deemed a citizen of the United States by virtue of the naturalization of or resumption of American citizenship of the parent; provided that such naturalization or resumption takes place during the minority of such child; and, provided further, that the citizenship of such minor child shall begin at the time such minor child begins to reside permanently in the United States.

All children born outside the limits of the United States, who are citizens thereof in accordance with the provisions of section 1993 of the Revised Statutes of the United States (see above), and who continue to reside outside of the United States, shall, in order to receive the protection of the government, be required, upon reaching the age of 18 years, to record at an American consulate their intention to become residents and remain citizens of the United States and shall further be required to take the oath of allegiance to the United States upon attaining their majority.

NATURALIZATION LAWS.

Approved June 29, 1906.

Exclusive jurisdiction to naturalize aliens resident in their districts is conferred upon the United States Circuit and District courts and all courts of record having a seal, a clerk and jurisdiction in actions in law or equity or both in which the amount in controversy is unlimited.

An alien may be admitted to citizenship in the following manner and not otherwise:

1. He shall declare on oath before the clerk of the proper court at least two years before his admission, and after he has reached the age of 18 years, that it is bona fide his intention to become a citizen of the United States and to renounce allegiance to any foreign state or sovereignty.

Such declaration shall set forth the same facts as are registered at the time of his arrival.

2. Not less than two years nor more than seven years after he has made such declaration he shall file a petition, signed by himself and verified, in which he shall state his name, place of residence, occupation, date and place of birth, place from which he emigrated, name of the vessel on which he arrived; the time when and the place and name of the court where he declared his intention of becoming a citizen; if he is married, he shall state the name of his wife, the country of her nativity and her place of residence at the time the petition is filed, and if he has children, the name, date and place of birth and place of residence of each child living. The petition shall also set forth that he is not a disbeliever in or opposed to organized government or a member of any body of persons opposed to organized government, and that he is not a polygamist or a believer in polygamy; that he intends to become a citizen of and to live permanently in the United States, and every other fact material to his naturalization and required to be proved upon the final hearing of his application. The petition shall be verified by the affidavits of at least two credible witnesses who are citizens. At the time of the filing of the petition there shall be also filed a certificate from the department of commerce and labor stating the date, place and manner of his arrival in the United States and the declaration of intention of such petitioner, which certificate and declaration shall be attached to and be a part of his petition.

3. He shall, before he is admitted to citizenship, declare on oath in open court that he will support the constitution of the United States, and that he absolutely renounces all allegiance to any foreign prince, potentate, state or sovereignty.

4. It shall be made apparent to the satisfaction of the court admitting any alien to citizenship that immediately preceding the date of his application he has resided continuously within the United States five years at least, and within the state or territory where such court is at the time held one year at least, and that during that time he has behaved as a man of good moral character, attached to the principles of the constitution. In addition to the oath of the applicant, the testimony of at least two witnesses, citizens of the United States, as to the facts of residence, moral character and attachment to the principles of the constitution shall be required.

5. He must renounce any hereditary title or order of nobility which he may possess.

6. When any alien, who has declared his intention, dies before he is actually naturalized the widow and minor children may, by complying with the other provisions of the act, be naturalized without making any declaration of intention.

Immediately after the filing of the petition the clerk of the court shall give notice thereof by posting in a public place the name, nativity and residence of the alien, the date and place of his arrival in the United States and the date for the final hearing of his petition and the names of the witnesses whom the applicant expects to summon in his behalf. Petitions for naturalization may be filed at any time, but final action thereon shall be had only on stated days and in no case until at least ninety days have elapsed after the filing of the petition. No person shall be naturalized within thirty days preceding a general election within the territorial jurisdiction of the court.

No person who disbelieves in or who is opposed to organized government, or who is a member of or affiliated with any organization entertaining and teaching such disbelief in or opposition to organized government, or who advocates or teaches the duty, necessity or propriety of the unlawful assaulting or killing of any officer or officers of the government of the United States, or of any other organized government, because of his or their official character, or who is a polygamist, shall be naturalized.

No alien shall hereafter be naturalized or admitted as a citizen of the United States who cannot speak the English language. This requirement does not apply to those physically unable to comply with it; or to those making homestead entries upon the public lands of the United States.

NATIONAL NOMINATING CONVENTIONS SINCE 1880.

- Place and date of each and names of nominees for president and vice-president in the order named:
- 1880—Democratic: Cincinnati, O., June 22-24; Winfield S. Hancock and William H. English. Republican: Chicago, Ill., June 2-8; James A. Garfield and Chester A. Arthur. Greenback: Chicago, Ill., June 9-11; James B. Weaver and B. J. Chambers. Prohibition: Cleveland, O., June 17; Neal Dow and A. M. Thompson.
- 1884—Democratic: Chicago, Ill., July 8-11; Grover Cleveland and Thomas A. Hendricks. Republican: Chicago, Ill., June 3-6; James G. Blaine and John A. Logan. Greenback: Indianapolis, Ind., May 28-29; Benjamin F. Butler and Alanson M. West. American Prohibition: Chicago, Ill., June 19; Samuel C. Pomeroy and John A. Conant. National Prohibition: Pittsburgh, Pa., July 23; John P. St. John and William Daniel. Anti-Monopoly: Chicago, Ill., May 14; Benjamin F. Butler and Alanson M. West. Equal Rights: San Francisco, Cal., Sept. 20; Mrs. Belva A. Lockwood and Mrs. Marietta L. Stewart.
- 1888—Democratic: St. Louis, Mo., June 5; Grover Cleveland and Allen G. Thurman. Republican: Chicago, Ill., June 19; Benjamin Harrison and Levi P. Morton. Prohibition: Indianapolis, Ind., May 20; Clinton B. Fisk and John A. Brooks. Union Labor: Cincinnati, O., May 15; Alsou J. Streeter and Samuel Evans. United Labor: Cincinnati, O., May 15; Robert H. Cowdrey and W. H. T. Wakefield. American: Washington, D. C., Aug. 14; James L. Curtis and James R. Greer. Equal Rights: Des Moines, Iowa, May 15; Mrs. Belva A. Lockwood and Alfred H. Love.
- 1892—Democratic: Chicago, Ill., June 21; Grover Cleveland and Adlai E. Stevenson. Republican: Minneapolis, Minn., June 7-10; Benjamin Harrison and Whitelaw Reid. Prohibition: Cincinnati, O., June 29; John Bidwell and J. B. Cranfill. National People's: Omaha, Neb., July 2-5; James B. Weaver and James G. Field. Socialist-Labor: New York, N. Y., Aug. 28; Simon Wing and Charles H. Matchett.
- 1896—Democratic: Chicago, Ill., June 7; William J. Bryan and Arthur Sewall. July 16; William Republican: St. Louis, Mo., June 16; William McKinley and Garrett A. Hobart. People's Party: St. Louis, Mo., July 22; William J. Bryan and Thomas E. Watson. Silver Party: St. Louis, Mo., July 22; William J. Bryan and Arthur Sewall. National Democratic: Indianapolis, Ind., Sept. 2; John M. Palmer and Simon B. Buckner. Prohibition: Pittsburgh, Pa., May 27; Joshua Levering and Hale Johnson. National Party: Pittsburgh, Pa., May 28; Charles E. Bentley and James H. Southgate. Socialist-Labor: New York, N. Y., July 6; Charles H. Matchett and Matthew Maguire.
- 1900—Democratic: Kansas City, Mo., July 4-6; William J. Bryan and Adlai E. Stevenson. Republican: Philadelphia, Pa., June 19-21; Wil-
- liam McKinley and Theodore Roosevelt. People's Party: Sioux Falls, S. D., May 9-10; William J. Bryan and Adlai E. Stevenson. People's Party (Middle-of-the-Road): Cincinnati, O., May 9-10; Wharton Barker and Ignatius Donnelly. Silver Republican: Kansas City, Mo., July 4-6; William J. Bryan and Adlai E. Stevenson. Prohibition: Chicago, Ill., June 27-28; John G. Woolley and Henry B. Metcalf. Socialist-Labor: New York, N. Y., June 2-8; Joseph P. Malloney and Valentine Remmel. Social Democratic Party of the United States: Rochester, N. Y., Jan 27; Job Harriman and Max S. Hayes. Social Democratic Party of America: Indianapolis, Ind., March 6; Eugene V. Debs and Job Harriman. Union Reform: Baltimore, Md., Sept. 3; Seth W. Ellis and Samuel T. Nicholson.
- 1904—Democratic: St. Louis, Mo., July 6-9; Alton B. Parker and Henry G. Davis. Republican: Chicago, Ill., June 21-23; Theodore Roosevelt and Charles W. Fairbanks. People's party: Springfield, Ill., July 4-6; Thomas E. Watson and Thomas H. Tibbles. Prohibition: Indianapolis, Ind., June 29-July 1; Silas C. Swallow and George W. Carroll. Socialist-Labor: New York, N. Y., July 3-9; Charles H. Corregan and William W. Cox. Socialist-Democratic Party of America: Chicago, Ill., May 1-6; Eugene V. Debs and Benjamin Hanford. Continental: Chicago, Ill., Aug. 31; Charles H. Howard and George H. Shibley. (Nominees declined and Austin Holcomb and A. King were substituted by the national committee.)
- 1908—Republican: Chicago, June 16-19; William H. Taft and James S. Sherman. Democratic: Denver, July 7-10; William J. Bryan and John W. Kern. Socialist: Chicago, May 10-18; Eugene V. Debs and Benjamin Hanford. Prohibition: Columbus, O., July 15-16; Eugene W. Chafin and Aaron S. Watkins. Independence: Chicago, July 27-28; Thomas L. Hisgen and John Temple Graves. People's: St. Louis, April 2-3; Thomas E. Watson and Samuel W. Williams. United Christian: Rock Island, Ill., May 1; Daniel Braxton Turney and S. P. Carter. Socialist-Labor: New York, July 2-5; Martin R. Preston and Donald L. Munro. (Preston declined and August Gillhaus was named in his place.)
- 1912—Democratic: Baltimore, June 25-July 3; Woodrow Wilson and Thomas Riley Marshall. Republican: Chicago, June 18-22; William Howard Taft and James Schoolcraft Sherman. Progressive: Chicago, Aug. 5-7; Theodore Roosevelt and Hiram W. Johnson. Socialist: Indianapolis, May 12-13; Eugene V. Debs and Emil Seidel. Prohibition: Atlantic City, July 10-12; Eugene W. Chafin and Aaron S. Watkins. Socialist-Labor: New York, April 7-10; Arthur Reimer and August Gillhaus. Populist: St. Louis, Aug. 13; no nominations made.

DECLARATION OF LONDON ON LAWS OF NAVAL WAR.

What is popularly known as the "Declaration of London" is the agreement entered into Feb. 26, 1909, at a naval conference closing on that date in London, England, between representatives of the following powers: Germany, United States, Austria-Hungary, Spain, France, Great Britain, Italy, Japan, the Netherlands and Russia. The conference was held at the invitation of Great Britain in order to arrive at an agreement as to what are the generally recognized rules of international law within the meaning of article 7 of the convention of Oct. 18, 1907 (at The Hague), relative to the establishment of an international prize court. The agreement contains nine chapters and seventy-one articles, embodying what the signatory powers declare to correspond in substance with the generally

recognized principles of international law. The subjects of the chapters are as follows: Chapter I., blockade in time of war; chapter II., contraband of war; chapter III., unneutral service; chapter IV., destruction of neutral prizes; chapter V., transfer to a neutral flag; chapter VI., enemy character; chapter VII., convoy; chapter VIII., resistance to search; chapter IX., compensation.

The signatory powers undertake to insure the mutual observance of the rules contained in the present declaration in any war in which all the belligerents are parties thereto. Ratifications are to be deposited in London. Powers not represented at the naval conference were requested to accede to the declaration of London, those doing so being placed on the same footing as the signatory powers.

ELECTION CALENDAR.

PRESIDENTIAL.	
Every fourth year. Next election Nov. 7, 1916.	
STATE.	
(Gubernatorial if not otherwise specified.)	
Alabama—Every fourth year. Next election Nov. 3, 1914.	secretary of state, auditor, treasurer and attorney-general Nov. 7, 1916.
Arizona—Biennially; first Tuesday after first Monday in November; next election Nov. 3, 1914.	Montana—Every fourth year. Next election Nov. 7, 1916.
Arkansas—Biennially; second Monday in September. Next election Sept. 14, 1914.	Nebraska—Biennially. Next election Nov. 3, 1914.
California—Every fourth year. Next election Nov. 3, 1914.	Nevada—Every fourth year. Next election Nov. 3, 1914.
Colorado—Biennially. Next election Nov. 3, 1914.	New Hampshire—Biennially. Next election Nov. 3, 1914.
Connecticut—State officers except attorney-general, biennially; attorney-general quadrennially. Next election Nov. 3, 1914.	New Jersey—Governor every third year, other officers appointed. Next election Nov. 7, 1916.
Delaware—Every fourth year. Next election Nov. 7, 1916.	New Mexico—Biennially; on Tuesday after the first Monday in November. Next election Nov. 3, 1914.
Florida—Every fourth year. Next election Nov. 7, 1916.	New York—Biennially. Next election Nov. 3, 1914.
Georgia—Biennially. Next election Nov. 3, 1914.	North Carolina—Every fourth year. Next election Nov. 7, 1916.
Idaho—Biennially. Next election Nov. 3, 1914.	North Dakota—Biennially. Next election Nov. 3, 1914.
Illinois—Governor, lieutenant-governor, secretary of state, auditor and attorney-general every fourth year. Next election Nov. 7, 1916. State treasurer biennially. Next election Nov. 3, 1914.	Ohio—Governor, lieutenant-governor, state treasurer and attorney-general biennially. Next election Nov. 2, 1915. Secretary of state and dairy and food commissioner biennially. Next election Nov. 3, 1914. Auditor every fourth year. Next election Nov. 2, 1915.
Indiana—Governor, every fourth year. Next election Nov. 7, 1916. Other state officers biennially. Next election Nov. 3, 1914.	Oklahoma—Every three years. Next election Nov. 7, 1916.
Iowa—Governor, lieutenant-governor, superintendent of instruction, one justice of the Supreme court and one railroad commissioner biennially. Next election Nov. 3, 1914.	Oregon—Every fourth year; first Monday in June. Next election June 1, 1914.
Kansas—Biennially. Next election Nov. 3, 1914.	Pennsylvania—Governor, lieutenant-governor and secretary of internal affairs every fourth year. Next election Nov. 3, 1914. State treasurer biennially. Next election Nov. 2, 1915. Other officials appointed.
Kentucky—Every fourth year. Next election Nov. 2, 1915.	Rhode Island—Biennially. Next election Nov. 3, 1914.
Louisiana—Every fourth year; third Tuesday in April. Next election April 18, 1916.	South Carolina—Biennially. Next election Nov. 3, 1914.
Maine—Biennially; second Monday in September. Next election Sept. 14, 1914.	South Dakota—Biennially. Next election Nov. 3, 1914.
Maryland—Every fourth year. Next election Nov. 2, 1915.	Tennessee—Biennially. Next election Nov. 3, 1914.
Massachusetts—Annually. Next election Nov. 3, 1914.	Texas—Biennially. Next election Nov. 3, 1914.
Michigan—Biennially. Next election Nov. 3, 1914.	Utah—Every fourth year. Next election Nov. 7, 1916.
Minnesota—Biennially. Next election Nov. 3, 1914.	Vermont—Biennially; First Tuesday in September. Next election Sept. 1, 1914.
Mississippi—Every fourth year. Next election Nov. 2, 1915.	Virginia—Every fourth year. Next election Nov. 6, 1917.
Missouri—Principal state officers every fourth year. Next election of governor, lieutenant-governor,	Washington—Every fourth year. Next election Nov. 7, 1916.

STUDENTS IN LEADING FOREIGN UNIVERSITIES.

[From "Minerva" for 1913.]

Paris	17,512	Kiev	3,000	Geneva	2,005	Colmbra	1,352
Berlin	14,351	Kasan	2,955	Bologna	2,000	Innsbruck	1,340
Moscow	9,666	Toulouse	2,870	Tubingen	1,994	Lausanne	1,331
Cairo	9,531	Dorpat	2,868	Marburg	1,983	Genoa	1,325
Vienna	8,780	Luttich	2,861	Prague (German)	1,965	Aberdeen	1,320
St. Petersburg	8,460	Athens	2,800	Sendal	1,915	Tomsk	1,300
Budapest	7,567	Glasgow	2,800	Jena	1,885	Poitiers	1,278
Munich	7,579	Breslau	2,641	Durham	1,823	Erlangen	1,251
Naples	6,600	Louvain	2,630	Lille	1,806	Brussels	1,250
Leipzig	6,495	Freiburg	2,614	Bern	1,762	Melbourne	1,245
Madrid	5,675	Strassburg	2,569	Konigsberg	1,760	Lund	1,235
Tokyo (Imperial)	5,242	Bordeaux	2,528	Kiel	1,701	Czernowitz	1,232
Lemberg	5,177	Gottigen	2,525	Valencia	1,700	Liverpool	1,229
Buenos Aires	4,650	McGill (Montreal)	2,484	Manchester	1,691	Ghent	1,223
Valladolid	4,600	Barcelona	2,431	Wales, Univ. of	1,620	Greifswald	1,201
Prague (Bohemian)	4,114	Heidelberg	2,418	Padua	1,613	Salamanca	1,200
Bonn	4,269	Klausenburg	2,406	Pavia	1,600	Leiden	1,196
Rome	3,990	Odessa	2,293	Palermo	1,598	Leeds	1,163
London	3,169	Munster (Germany)	2,265	Rennes	1,573	Pisa	1,150
Cambridge	3,781	Sofia	2,260	Wurzburg	1,512	Amsterdam	1,130
Toronto	3,472	Warsaw	2,247	Kingston (Canada)	1,507	Seville	1,100
Cracow	3,090	Upsala	2,217	Christiania	1,500	Utrecht	1,096
Edinburgh	2,566	Turin	2,204	Algiers	1,442	Havana	1,070
Helsingfors	3,350	Nancy	2,190	Glussen	1,428	Belgrade	1,025
Kharkov	2,715	Graz	2,134	Grenoble	1,427	Dijon	1,000
Bucharest	3,147	Copenhagen	2,100	Zurich	1,421	Dublin	1,000
Lyons	3,061	Manila (Santo Tomas)	2,100	Gothenburg	1,408	Granada	1,000
Halle	3,021	Oxford	2,061	Sydney	1,387		

ROMAN AND ARABIC NUMERALS.

I.....	1	V.....	5	IX.....	9	D.....	509
II.....	2	VI.....	6	X.....	10	M.....	1000
III.....	3	VII.....	7	L.....	50	CMX.....	1910
IV.....	4	VIII.....	8	C.....	100	MCMXIV.....	1914

STATISTICS OF EDUCATION IN THE UNITED STATES.

[From bureau of education reports.]

COMMON SCHOOLS (1910-1911).

State.	Children.			School days.	Teachers.			Total Salaries, Exp.	Total Expenditure.
	Number.*	Enrolled.	Attendance.		Male.	Female.	Total.		
Alabama.....	681,601	434,748	268,768	115.2	3,413	6,166	9,579	\$2,952,261	\$3,747,885
Arizona.....	52,312	31,312	20,094	135.5	142	709	851	695,166	1,000,628
Arkansas.....	504,478	404,760	255,405	113.9	4,453	5,291	9,834	2,966,177	3,510,132
California.....	489,891	386,911	238,657	173.6	1,766	10,399	12,156	11,381,662	20,070,928
Colorado.....	196,058	173,229	118,245	156.0	823	4,462	5,465	3,519,676	5,824,200
Connecticut.....	263,341	193,055	149,019	184.9	366	5,097	5,463	3,499,958	5,426,533
Delaware.....	50,914	35,950	22,559	172.5	136	857	993	411,520	604,796
District Columbia.....	68,170	56,784	45,436	180.5	204	1,490	1,694	1,650,460	3,112,241
Florida.....	225,431	119,651	103,356	116.2	974	3,122	4,096	1,190,124	1,991,379
Georgia.....	847,462	565,078	352,059	151.4	3,006	10,018	13,024	2,873,038	4,390,162
Idaho.....	91,940	79,126	57,359	140.0	582	1,923	2,505	1,387,403	2,787,021
Illinois.....	1,423,165	1,007,894	789,973	171.0	5,519	24,444	29,963	18,195,918	30,737,991
Indiana.....	683,584	331,429	420,780	147.0	6,156	11,111	17,267	9,024,559	14,910,500
Iowa.....	487,778	492,778	361,181	172.0	2,560	24,589	27,149	8,754,560	12,581,340
Kansas.....	468,968	398,749	298,776	156.0	2,417	11,326	13,743	6,212,959	10,298,954
Kentucky.....	676,668	503,022	275,060	131.8	4,239	7,301	11,540	3,889,980	6,165,719
Louisiana.....	528,973	278,355	179,299	135.2	1,441	5,065	6,506	2,616,457	4,064,820
Maine.....	172,094	144,582	108,299	163.8	824	6,673	7,497	1,943,526	3,073,603
Maryland.....	344,129	237,119	145,349	185.0	915	4,734	5,649	2,935,158	4,010,289
Massachusetts.....	776,326	538,845	446,603	155.0	1,516	14,463	15,979	12,991,737	22,502,934
Michigan.....	705,875	545,279	408,959	170.0	2,561	15,641	18,202	9,327,930	15,292,552
Minnesota.....	575,387	443,792	326,505	161.3	1,605	13,979	15,584	7,797,963	15,006,133
Mississippi.....	593,389	469,137	261,384	120.0	3,162	7,004	10,166	2,136,126	2,726,248
Missouri.....	872,155	696,893	488,619	155.4	4,767	13,779	18,546	9,153,657	14,328,394
Montana.....	85,520	63,255	45,576	156.9	337	2,203	2,540	1,696,627	3,162,072
Nebraska.....	329,651	282,753	197,990	168.6	1,306	9,662	10,968	4,834,178	8,045,028
Nevada.....	14,655	10,200	7,400	145.3	52	427	489	230,000	619,268
New Hampshire.....	96,536	62,294	48,844	168.5	208	2,749	2,957	984,868	1,693,800
New Jersey.....	633,346	442,958	339,353	183.0	1,312	10,622	11,934	9,266,170	18,076,257
New Mexico.....	99,945	57,436	37,013	115.0	507	1,041	1,548	571,212	972,559
New York.....	2,148,048	1,436,580	1,134,323	186.9	5,086	40,280	45,366	36,169,811	52,328,926
North Carolina.....	720,492	528,413	344,431	104.1	2,839	8,212	11,451	2,240,753	3,140,697
North Dakota.....	172,846	136,668	91,835	151.0	1,304	6,351	7,655	2,753,746	5,184,936
Ohio.....	1,152,327	892,875	651,746	165.5	8,368	19,655	28,023	15,243,563	28,057,151
Oklahoma.....	540,407	443,227	260,018	130.0	3,142	6,878	10,028	3,449,094	6,759,413
Oregon.....	156,366	118,412	103,553	138.0	956	4,013	4,969	2,659,927	5,837,676
Pennsylvania.....	1,965,804	1,286,273	1,028,290	170.4	8,044	28,136	36,180	20,244,716	42,137,647
Rhode Island.....	130,236	84,037	63,026	194.0	210	2,206	2,416	1,503,559	2,360,190
South Carolina.....	513,299	354,270	235,028	92.8	1,643	5,364	7,007	1,715,884	2,168,513
South Dakota.....	168,522	130,297	83,390	152.0	1,059	4,716	5,775	2,201,942	3,400,038
Tennessee.....	661,463	529,669	360,205	133.0	3,597	6,362	9,959	2,795,790	5,083,469
Texas.....	1,256,089	824,686	546,832	135.1	6,396	15,026	21,422	9,050,047	11,841,818
Utah.....	112,085	91,532	75,766	159.0	668	1,841	2,509	1,558,123	3,576,045
Vermont.....	83,289	68,831	53,574	160.0	263	3,021	3,286	946,303	1,647,579
Virginia.....	634,446	409,397	263,241	131.5	1,925	8,759	10,684	2,935,014	4,725,919
Washington.....	269,251	220,461	163,021	172.3	1,478	6,111	7,589	5,578,807	10,860,995
West Virginia.....	363,433	275,252	189,169	135.0	4,133	4,937	9,070	3,001,679	4,522,573
Wisconsin.....	648,356	460,794	329,577	179.6	1,721	13,442	15,163	7,001,946	11,306,852
Wyoming.....	32,178	26,040	19,453	140.9	135	1,040	1,175	536,555	1,120,839
Total.....	24,862,726	18,035,118	12,871,980	156.8	110,328	423,278	533,606	266,678,471	446,726,929

Division—	Total	Enrolled	Attendance	School days	Teachers	Total Salaries, Exp.	Total Expenditure		
North Atlantic.....	6,269,020	4,257,455	3,371,331	179.8	17,831	113,247	131,078	87,550,948	149,247,686
South Atlantic.....	3,767,956	2,611,914	1,701,228	130.6	15,775	47,893	63,668	18,953,572	28,666,569
South Central.....	5,448,918	3,887,604	2,406,971	127.8	29,333	59,093	89,026	29,855,932	43,899,504
North Central.....	7,775,977	6,020,231	4,446,313	164.3	3,343	168,985	208,038	100,550,921	169,070,869
Western.....	1,600,855	1,257,914	946,137	169.3	7,446	34,350	41,796	29,815,098	55,842,301

*School year, 1911; children 5 to 18 years of age. †Average daily attendance ‡Average duration of school in days.

EXPENDITURES FOR COMMON SCHOOLS.

School year.	Buildings, etc.	Salaries.	Other.	Total.	Per capita.	Per pupil.
1901-1902.....	\$39,382,863	\$151,443,681	\$48,855,755	\$239,682,299	\$3.03	\$21.53
1902-3.....	46,289,074	157,110,108	48,058,443	251,457,625	3.35	22.75
1903-4.....	49,453,269	167,824,753	55,938,205	273,216,227	3.26	24.14
1904-5.....	56,416,168	177,462,981	57,737,511	291,616,660	3.52	25.40
1905-6.....	60,608,352	186,487,464	60,673,843	307,769,659	3.66	26.27
1906-7.....	65,323,340	202,047,814	69,517,179	336,888,333	3.90	28.25
1907-8.....	73,640,408	219,780,123	77,923,879	371,344,410	4.27	30.55
1908-9.....	81,878,591	237,013,912	82,505,243	401,397,747	4.45	31.65
1909-10.....	69,978,370	252,915,170	102,356,894	426,250,434	4.64	33.33
1910-11.....	75,555,615	266,678,471	104,492,843	446,726,929	4.76	34.71

PUPILS ENROLLED IN SCHOOLS AND COLLEGES (1911).

Grades.	Public.	Private.	Total.	Grades.	Public.	Private.	Total.
Elementary.....	17,050,441	1,470,581	18,521,022	University's and colleges	68,187	115,995	184,182
Secondary (high schools and academies).....	984,677	130,649	1,115,326	Professional schools.....	11,529	53,729	65,258
Secondary (preparatory dept. higher instit'ns)	17,327	66,816	84,143	Normal schools.....	75,642	8,453	84,095
Total.....	18,207,803	1,846,223	20,054,026				

Grades.	Public.	Private.	Total.
City evening schools.....	375,000		375,000
Business schools.....		155,244	155,244
Reform schools.....	40,642		40,642
Schools for the deaf....	12,347	693	13,040
Schools for the blind....	4,670		4,670
Schools for the feeble minded.....	6,956	592	7,548
Gvmt. Indian schools....	39,397		39,397
Schools in Alaska supported by government	3,841		3,841
Schools in Alaska supported by incorporated municipalities (est.)..	4,500		4,500
Orphan asyl'ns, etc. (est.)	17,000		17,000
Private kinderg'ns (est.)	110,000		110,000

Grades.	Public.	Private.	Total.
Miscellaneous (art, music, etc.—est.).....		55,000	55,000
Total special schools.....	487,353	338,529	825,882
Total for all schools.....	18,695,156	2,184,752	20,879,908

AVERAGE MONTHLY AND ANNUAL SALARIES OF TEACHERS (1911).

Division.	Monthly.			Annual.
	Men.	Women.	All.	
North Atlantic.....	\$79.75	\$49.97	\$67.19	\$604.04
North Central.....	73.64	55.46	58.43	480.29
South Atlantic.....	60.72	42.63	46.54	393.91
South Central.....	63.26	52.60	52.05	332.60
Western.....	102.69	71.55	76.24	607.63
United States.....	73.86	54.98	59.49	466.40

PUBLIC HIGH SCHOOLS (1912).

Schools.....	11,221
Teachers—Men.....	22,923
Teachers—Women.....	28,930
Students—Boys.....	489,048
Students—Girls.....	616,312

PRIVATE HIGH SCHOOLS (1912).

Schools.....	2,044
Teachers—Men.....	5,307
Teachers—Women.....	7,076
Students—Boys.....	66,742
Students—Girls.....	74,725

NORMAL SCHOOLS (1912).

PUBLIC.	
Schools.....	222
Teachers—Men.....	1,487
Teachers—Women.....	2,577
Students—Men.....	15,725
Students—Women.....	66,749

PRIVATE.	
Schools.....	55
Teachers—Men.....	144
Teachers—Women.....	257
Students—Men.....	2,135
Students—Women.....	4,375

UNIVERSITIES, COLLEGES AND TECHNOLOGICAL SCHOOLS (1912).

Institutions.....	594
Instructors—Men.....	24,476
Instructors—Women.....	5,494
Preparatory students—Men.....	40,154
Prepar'y students—Women.....	23,197
Collegiate students—Men.....	117,856
Collegiate stud'nts—Women.....	68,779
Colleges for Men—Number.....	144
Undergraduate students.....	37,633
Colleges for women—No.....	109
Undergraduate students—No.....	21,423
Coeducational colleges—No.....	341
Undergrad. students—Men.....	80,215
Undergrad. stud'nts—Wom.....	47,353
Total students.....	127,935

PROFESSIONAL SCHOOLS (1912).

Theology—Schools.....	182
Students.....	11,242
Law—Schools.....	118
Students.....	20,760
Medicine—Schools.....	115
Students.....	18,451
Dentistry—Schools.....	52
Students.....	7,190
Pharmacy—Schools.....	76
Students.....	6,158

Veterinary—Schools.....	21
Students.....	2,282

SCHOOLS FOR BLIND, DEAF, FEEBLE MINDED (1912).

State schools for blind—No.....	60
Pupils.....	4,992
State schools for deaf—No.....	58
Pupils.....	11,244
Public schools for deaf—No.....	58
Pupils.....	1,928
Priv. schools for deaf—No.....	19
Pupils.....	518
Schools for feeble minded:	
State—Number.....	33
Inmates.....	21,357
Private—Number.....	20
Inmates.....	749

OTHER SCHOOLS (1912).

Training nurses—Number.....	1,054
Students.....	32,346
Commercial—Number.....	519
Students.....	137,790
Manual training—Number.....	295
Students.....	61,433
Reform—Number.....	117
Inmates.....	51,967

COLLEGE COLORS.

Amherst—Purple and white.
 Atlanta—Gray and crimson.
 Baldwin—Old gold and seal brown.
 Barnard—Light blue and white.
 Beloit—Old gold.
 Boston—Scarlet and white.
 Bowdoin—White.
 Brown—Brown and white.
 Bryn Mawr—Yellow and white.
 Bucknell—Orange and blue.
 Carnegie—Plaid.
 College City of New York—Lavender and black.
 Columbia—Light blue and white.
 Cornell—Carmelian and white.
 Creighton—Blue and white.
 Dartmouth—Green.
 De Pauw—Old gold.
 Earlham—Yellow and green.
 Fordham—Maroon.
 Georgetown—Blue and gray.
 George Washington—Buff and blue.
 Harvard—Crimson.
 Indiana—Crimson and green.
 Iowa State—Cardinal and gold.
 Iowa—Scarlet and black.
 Johns Hopkins—Black and blue.
 Lafayette—Maroon and white.
 Lake Forest—Red and black.
 Lawrence—White and blue.
 Lehigh—Seal brown and white.
 Leland Stanford, Jr.—Cardinal.
 Manhattan—Green and white.

Marquette—Blue and gold.
 Mount Holyoke—Blue.
 New Orleans—Tan and blue.
 New York—Violet.
 Northwestern—Purple.
 Oberlin—Crimson and gold.
 Ohio State—Scarlet and gray.
 Ohio—Olive green and white.
 Pratt—Yellow.
 Princeton—Orange and black.
 Purdue—Old gold and black.
 Radcliffe—Crimson and white.
 Rutgers—Scarlet.
 Smith—White and gold.
 Stevens—Silver gray and cardinal.
 St. Louis—Blue and white.
 Swarthmore—Garnet.
 Syracuse—Orange.
 Temple—Cherry and white.
 Throop—Orange and white.
 Tufts—Brown and blue.
 Tulane—Olive and blue.
 Union—Garnet.
 University of California—Blue and gold.
 University of Chicago—Maroon.
 University of Illinois—Orange and blue.
 University of Kansas—Crimson and blue.
 University of Maine—Light blue.
 University of Michigan—Maize and blue.

University of Minnesota—Gold and maroon.
 University of Missouri—Black and old gold.
 University of Notre Dame—Gold and blue.
 University of Pennsylvania—Red and blue.
 University of Pittsburgh—Blue and gold.
 University of Rochester—Yellow.
 University of Vermont—Green and gold.
 University of Virginia—Orange and blue.
 University of Washington—Purple and gold.
 University of Wisconsin—Cardinal.
 United States Military Academy—Black, gold and gray.
 United States Naval Academy—Blue and gold.
 Valparaiso—Old gold and brown.
 Vanderbilt—Black and gold.
 Vassar—Rose and gray.
 Washington and Lee—Blue and white.
 Washington (Mo.)—Red and green.
 Wellesley—Deep blue.
 Western Reserve—Crimson and white.
 Williams—Royal purple.
 Yale—Blue.

AMERICAN UNIVERSITIES AND COLLEGES.

Nousectarian and undenominational schools marked with *.

School, location and date of founding.	President.	Instruct-ors.	Stu-dents.
Adelphi college,* Brooklyn, N. Y. (1896).....	S. P. Cadman, D. D. (acting).....	33	1,167
Adrian college, Adrian, Mich. (1859).....	B. W. Anthony, D. D., LL. D.....	23	200
Agnes Scott college, Decatur, Ga.....	R. H. Gaines, D. D.....	30	203
Ag. and Mech. Col. of Tex.,* Col. S., Tex. (1876).....	F. T. Milner, LL. D.....	98	1,130
Alabama Polytechnic Inst.,* Auburn, Ala. (1872).....	C. C. Thach, M. A., LL. D.....	65	805
Albany college, Albany, Ore. (1866).....	H. M. Crooks.....	14	140
Albion college, Albion, Mich. (1861).....	Hon. Samuel Dickie, LL. D.....	26	516
Alfred university,* Alfred, N. Y. (1836).....	Boothe C. Davis, Ph. D., D. D.....	58	438
Allegheny college, Meadville, Pa. (1815).....	W. H. Crawford, D. D., LL. D.....	23	406
Alma college, Alma, Mich. (1887).....	Thomas C. Blaisdell, Ph. D.....	25	310
American Inter. col.,* Springfield, Mass. (1885).....	C. Stowe McGowan (chancellor).....	14	114
American university, Washington, D. C. (1913).....	Franklin E. E. Hamilton, Ph. D.....
Amer. Univ. of Harriman, Harriman, Tenn. (1893).....	W. T. Robinson, M. A.....	12	265
Amherst college,* Amherst, Mass. (1825).....	Alexander Melkeljohn, A. M., Ph. D.....	44	425
Amity college,* College Springs, Iowa (1855).....	Rev. R. A. McConagha, D. D.....	11	200
Andover Theological sem., Cambridge, Mass. (1808).....	Albert P. Fitch, D. D.....	8	53
Antioch college,* Yellow Springs, O. (1852).....	S. D. Fess, LL. D.....	15	168
Arkansas college,* Batesville, Ark. (1872).....	J. V. Robinson, A. M., D. D.....	11	122
Armour Inst. of Technology,* Chicago, Ill. (1893).....	F. W. Gunsaulus, D. D., LL. D.....	60	1,488
Atlanta university,* Atlanta, Ga. (1869).....	Edward T. Ware, A. B., D. D.....	32	404
Auburn Theological sem., Auburn, N. Y. (1819).....	G. B. Stewart, D. D., LL. D.....	12	57
Augsburg seminary, Minneapolis, Minn. (1869).....	George Sverdrup, Jr., D. D.....	17	171
Augustana college, Rock Island, Ill. (1860).....	Gustav Anderson, Ph. D.....	33	629
Baker university, Baldwin, Kas. (1858).....	Wilbur N. Mason, A. M., D. D.....	35	515
Baldwin university, Berea, O. (1856).....	Glazen A. Reeder, D. D.....	30	341
Barnard college,* New York, N. Y. (1859).....	N. M. Butler, LL. D., Litt. D.....	72	618
Bates college,* Lewiston, Me. (1864).....	George C. Chase, A. M., D. D., LL. D.....	23	453
Baylor university,* Waco, Tex. (1845).....	Samuel P. Brooks, A. M., LL. D.....	45	1,527
Bellevue college, Bellevue, Neb. (1880).....	Stephen W. Stookey, D. D.....	20	200
Beloit college,* Beloit, Wis. (1846).....	E. D. Eaton, D. D., LL. D.....	33	387
Berea college,* Berea, Ky. (1855).....	W. Godell Frost, Ph. D., D. D., LL. D.....	86	1,736
Bethany college, Bethany, W. Va. (1840).....	T. E. Cramblet, A. M., LL. D.....	28	354
Bethany college, Lindsborg, Kas. (1881).....	Ernest P. Pihlblad, A. M.....	45	893
Bethel college, Russellville, Ky.....	F. D. Perkins, M. A.....	10	100
Bissell College of Photo-Engraving, Effingham, Ill.....	L. H. Bissell.....	3	80
Blackburn college, Carlinville, Ill. (1857).....	William M. Hudson, Ph. D., D. D.....	11	120
Boston college, Boston, Mass. (1863).....	Thomas J. Gasson, S. J.....	50	1,230
Boston university, Boston, Mass. (1869).....	Samuel H. Murlin, D. D., LL. D.....	145	1,508
Bowdoin college, Brunswick, Me. (1794).....	William DeWitt Hyde, D. D., LL. D.....	28	333
Bradley Polytechnic institute, Peoria, Ill.....	Theodore C. Burgess, Ph. D.....	45	1,086
Brigham Young college, Logan, Utah (1877).....	C. N. Jensen, Ph. D.....	28	700
Brown university,* Providence, R. I. (1764).....	William H. P. Faunce, D. D., LL. D.....	78	941
Bryn Mawr college,* Bryn Mawr, Pa. (1885).....	Miss M. C. Thomas, Ph. D., LL. D.....	60	459
Buchtel college, Akron, O. (1870).....	Parke R. Kolbe, Ph. D.....	19	175
Bucknell university, Lewisburg, Pa. (1846).....	John Howard Harris, LL. D.....	47	700
Butler college,* Indianapolis, Ind. (1850).....	Thomas C. Howe, LL. D.....	20	611
Canisius college, Buffalo, N. Y. (1870).....	Rev. George J. Krim, S. J.....	27	451
Carleton college,* Northfield, Minn. (1866).....	Donald G. Cowling, D. D., Ph. D.....	34	395
Carroll college, Waukesha, Wis. (1846).....	Wilbur O. Carrier, M. A., D. D.....	20	270
Carson & Neman col., Jefferson City, Tenn. (1851).....	J. M. Burnett, D. D.....	17	417
Carthage college, Carthage, Ill. (1870).....	Henry D. Hoover, A. M., B. D., Ph. D.....	20	184
Case Sc. Applied Science,* Cleveland, O. (1881).....	Charles S. Howe, Ph. D., D. Sc.....	43	505
Cath. Univ. of Am., Washington, D. C. (1889).....	Thomas J. Shahan, D. D.....	72	550
Cedarville college, Cedarville, O. (1887).....	David McKinney, D. D., LL. D.....	12	100
Central college, Fayette, Mo. (1857).....	William A. Webb, D. D., Litt. D.....	13	205
Central Univ. of Kentucky, Danville, Ky. (1819).....	F. W. Hnitt, Ph. D., D. D.....	20	150
Central Wesleyan college, Warrenton, Mo. (1864).....	Otto E. Kriege, D. D., A. B.....	21	320
Charles City college, Charles City, Iowa (1891).....	W. F. Flike, A. M., Litt. D. (acting).....	12	175
Christian university, Canton, Me. (1853).....	Carl Johan, A. M., LL. D.....	12	127
Claflin university, Orangeburg, S. C. (1869).....	Lewis M. Dunton, A. M., D. D.....	41	550
Clark college,* Worcester, Mass. (1902).....	Edmund C. Sanford, Ph. D.....	31	156
Clark university, South Atlanta Station, Ga. (1870).....	W. W. Foster, D. D., LL. D.....	18	448
Clark university,* Worcester, Mass. (1839).....	G. Stanley Hall, Ph. D., LL. D.....	25	108
Clarkson School Tech.,* Potsdam, N. Y. (1896).....	John P. Brooks, M. S.....	9	70
Clemson Ag. col.,* Clemson college, S. C. (1896).....	W. M. Riggs, E. M. E., LL. D.....	55	834
Coe college, Cedar Rapids, Iowa (1831).....	John A. Marquis, D. D., LL. D.....	34	516
Colby college, Waterville, Me. (1820).....	Arthur J. Roberts, A. M.....	24	410
Colgate university,* Hamilton, N. Y. (1819).....	Elmer B. Bryan, LL. D.....	50	449
College City of New York,* New York (1847).....	(Vacancy).....	250	3,900
College of Emporia, Emporia, Kas. (1882).....	Henry C. Culbertson, D. D.....	25	286
College of Pacific, San Jose, Cal. (1851).....	William W. Guth, Ph. D.....	32	401
College of St. Elizabeth, Convent Station, N. J.....	Sister Mary Pauline.....	32	400
Colorado college,* Colorado Springs, Col. (1874).....	William F. Slocum, D. D., LL. D.....	48	587
Columbia university,* New York, N. Y. (1754).....	Nicholas M. Butler, Ph. D., LL. D., Litt. D.....	595	6,073
Concordia college, Brinxxville, N. Y.....	H. Feth, D. D.....	6	105
Concordia college, Fort Wayne, Ind. (1839).....	Rev. Martin Lucke.....	12	284
Concordia college, Milwaukee, Wis.....	M. J. F. Albrecht, D. D.....	9	236
Concordia college, New Orleans, La.....	Charles Niermann, D. D.....	2	18
Concordia college, St. Paul, Minn.....	Theodore Buenger.....	9	161
Converse college,* Spartansburg, S. C. (1890).....	Robert P. Pell, Litt. D.....	25	289
Cooper college, Sterling, Kas. (1887).....	R. T. Campbell, D. D.....	17	188
Cornell college, Mount Vernon, Iowa (1853).....	James F. Harlan, LL. D.....	37	702
Cornell university,* Ithaca, N. Y. (1868).....	Jacob G. Schurman, D. Sc., LL. D.....	696	5,000
Creighton university, Omaha, Neb. (1879).....	Eugene A. Magerney, S. J.....	155	1,060
Cumberland university, Lebanon, Tenn.....	Winstead P. Bone, D. D.....	22	360

School, location and date of founding.	President.	Instruct- ors.	Stu- dents.
Dakota Wesleyan univ., Mitchell, S. D. (1883).....	William G. Seaman.....	33	407
Dartmouth college,* Hanover, N. H. (1769).....	Ernest Fox Nichols, D. Sc., LL. D.....	133	1,294
Davidson college, Davidson, N. C. (1837).....	William J. Martin, M. A., M. D., Ph. D. 41	41	354
Decatur college, Decatur, Ill. (1901).....	George E. Fellows, Ph. D., LL. D.....	69	1,128
Defiance college, Defiance, O. (1902).....	E. W. McReynolds, A. M.....	26	564
Delaware college,* Newark, Del. (1833).....	George A. Harter, M. A., Ph. D.....	25	169
Denison university, Granville, O. (1831).....	Clark W. Chamberlain, Ph. D.....	40	600
De Paul university, Chicago, Ill. (1875).....	Very Rev. F. X. McCabe, C. M., LL. D.....	75	915
De Pauw university, Greencastle, Ind. (1837).....	George R. Grose.....	43	1,090
Des Moines college, Des Moines, Iowa (1865).....	John A. Earl, D. D.....	18	400
Dickinson college, Carlisle, Pa. (1783).....	Eugene A. Noble, D. D.....	17	300
Doane college, Crete, Neb. (1872).....	(Vacancy).....	22	193
Drake university, Des Moines, Iowa (1851).....	Hill M. Bell, A. M.....	160	1,591
Drew Theological seminary, Madison, N. J. (1866)....	Ezra S. Tipple, D. D., LL. D.....	15	170
Dryden college, Springfield, Mo. (1873).....	Joseph H. George, M. A., D. D., Ph. D.....	26	550
Earlham college, Richmond, Ind. (1847).....	Robert L. Kelly, LL. D.....	18	200
Elmhurst college, Elmhurst, N. Y. (1855).....	A. C. Mackenzie, D. D., LL. D.....	30	510
Elon college, Elon College, N. C. (1890).....	L. A. Harper, M. A., Litt. D.....	21	358
Emory and Henry college, Emory, Va. (1838).....	Charles C. Weaver, A. M., Ph. D.....	13	210
Emory college, Oxford, Ga. (1836).....	James E. Dickey, D. D.....	17	267
Erskine college, Due West, S. C. (1839).....	James S. Moffat, D. D.....	9	142
Ewing college, Ewing, Ill. (1867).....	E. L. Carr.....	10	150
Falmouth college, Wichita, Kas. (1895).....	Henry E. Thayer.....	24	259
Fargo college, Fargo, N. D. (1888).....	Charles E. Creegan, D. D.....	24	467
Fisk university, Nashville, Tenn. (1866).....	Prof. H. H. Wright (dean).....	45	494
Fordham university, New York, N. Y. (1841).....	Rev. Thomas J. McCluskey, D. D., S. J.....	131	1,412
Frank Hughes college, Clifton, Tenn. (1906).....	W. E. Johnston.....	8	175
Franklin & Marshall college, Lancaster, Pa. (1857)....	Henry H. Apple, D. D.....	16	293
Franklin college, Franklin, Ind. (1834).....	Elijah A. Hanley, D. D.....	13	206
Franklin college,* New Athens, O. (1825).....	E. M. Baxter, A. M.....	12	102
Furman university, Greenville, S. C. (1851).....	Edwin McNeill Poteat, LL. D.....	16	347
General Theological sem., New York, N. Y. (1817)....	Wilford L. Robbins, D. D., LL. D.....	15	133
Georgetown university, Washington, D. C. (1729)....	Rev. Alphonsus J. Donlon, S. J.....	200	1,501
German Wallace college, Berea, O.....	A. L. Breslich, D. D., Ph. D.....	30	300
Goucher college, Baltimore, Md. (1888).....	A. B. Van Meter (acting).....	30	368
Greer college,* Hoopston, Ill. (1891).....	E. L. Batley, B. S., M. S.....	15	75
Grienerell college, Grinnell, Iowa (1847).....	J. H. F. Main, Ph. D., LL. D.....	43	634
Grove City college,* Grove City, Pa. (1876).....	I. C. Ketter, D. D., LL. D., Ph. D.....	30	774
Guilford college, Guilford College, N. C. (1888).....	Lewis L. Hobbs, LL. D.....	15	251
Gustavus Adolphus college, St. Peter, Minn. (1862)....	O. J. Johnson, D. D.....	21	350
Hamilton college,* Clinton, N. Y. (1812).....	M. Woodsey Stryker, D. D., LL. D.....	20	185
Hamline university, St. Paul, Minn. (1854).....	Sammuel F. Kerfoot, D. D.....	17	374
Hampden-Sidney col., Hampden-Sidney, Va. (1776)....	Harry T. Graham, D. D.....	9	1,627
Hampton institute,* Hampton, Va. (1868).....	Hollis B. Frissell, D. D., LL. D.....	135	1,637
Hanover college, Hanover, Ind. (1832).....	William A. Millis, LL. D.....	16	248
Harvard university,* Cambridge, Mass. (1636).....	Abbott L. Lowell, M. A., LL. D.....	774	5,224
Hastings college, Hastings, Neb. (1882).....	R. B. Cronc.....	13	127
Haverford college, Haverford, Pa. (1833).....	Isaac Sharpless, Sc. D., LL. D.....	21	167
Hedding college, Abingdon, Ill. (1856).....	Walter D. Agnew, D. D.....	15	172
Heidelberg university, Tiffin, O. (1850).....	Charles E. Miller, D. D., LL. D.....	29	390
Hendrix college, Conway, Ark. (1884).....	A. C. Millar, A. M., D. D.....	12	200
Henry Kendall college, Tulsa, Okla. (1895).....	F. W. Hawley, A. M., D. D.....	14	170
Hillsdale college, Hillsdale, Mich. (1855).....	Joseph W. Mauck, A. M., LL. D.....	23	497
Hiram college, Hiram, O. (1850).....	Miner Lee Bates, A. M.....	25	273
Hiwassee college,* Sweetwater, Tenn. (1849).....	Eugene Blake, A. M., D. D.....	7	120
Hobart college,* Geneva, N. Y. (1822).....	Prof. William P. Durfee (acting).....	22	92
Holy Cross college, Worcester, Mass. (1843).....	Rev. Joseph N. Dinand, S. J.....	31	560
Hope college, Holland, Mich. (1866).....	Arne Vennema, D. D.....	20	407
Howard college, Birmingham, Ala. (1889).....	James M. Shelburne.....	12	175
Howard university,* Washington, D. C. (1867).....	Stephen M. Newman, D. D.....	125	1,500
Huron college, Huron, S. D. (1833).....	Calvin H. French, A. M., D. D.....	23	388
Illinois college, Jacksonville, Ill. (1829).....	C. H. Rammelkamp, Ph. D.....	24	374
Illinois College of Photography, Effingham, Ill.....	L. H. Bissell.....	7	180
Illinois Wesleyan univ., Bloomington, Ill. (1850)....	Theodore Kemp, D. D., LL. D.....	45	615
Indiana university,* Bloomington, Ind. (1820).....	William Lowe Bryan, Ph. D., LL. D.....	90	2,448
Iowa State college,* Ames, Iowa (1869).....	Raymond A. Pearson, LL. D.....	264	2,510
Iowa Wesleyan college, Mt. Pleasant, Iowa (1842)....	Edwin A. Scheel, D. D., Ph. D.....	25	314
Jacob Tome Institute,* Port Deposit, Md.....	Thomas S. Baker, Ph. D. (director).....	25	227
John B. Stetson university,* DeLand, Fla. (1883).....	Lincoln Hulley, Ph. D., Litt. D., LL. D.....	40	462
Johns Hopkins university,* Baltimore, Md. (1876)....	(Vacancy).....	238	1,087
Kansas city university, Kansas City, Mo. (1886).....	D. S. Stephens, D. D., LL. D.....	71	348
Kansas Wesleyan university, Salina, Kas. (1886).....	Robert P. Smith, A. M., D. D.....	43	954
Kemper Hall, Kenosha, Wis. (1871).....	Mother superior.....	21	125
Kenyon college, Gambler, O. (1824).....	William F. Pierce, L. H. D., D. D.....	14	98
Keuka college,* Keuka Park, N. Y. (1892).....	Joseph A. Serena.....	14	100
Knox college, Galesburg, Ill. (1837).....	Thomas McClelland, D. D., LL. D.....	32	584
Knoxville college, Knoxville, Tenn. (1875).....	R. W. McGranahan, D. D.....	35	450
Lafayette college, Easton, Pa. (1832).....	E. D. Warfield, D. D., LL. D.....	55	567
LaGrange college, LaGrange, Mo.....	Ransom Harvey, A. B., D. D.....	10	140
Lake Erie college,* Painesville, O. (1837).....	Miss Vivian Small, M. A., Litt. D.....	30	103
Lake Forest college,* Lake Forest, Ill. (1876).....	John S. Nollen, Ph. D., LL. D.....	19	211
Lander college, Greenwood, S. C. (1872).....	John O. Willson, D. D.....	20	270
Lansdale college, Philadelphia, Pa. (1867).....	Rev. Brother D. Edward, F. S. C.....	16	178
Lawrence university,* Appleton, Wis. (1847).....	Samuel Plantz, Ph. D., LL. D.....	43	630
Lebanon Valley college, Annville, Pa. (1866).....	G. O. Gossard.....	13	122
Lehigh university,* South Bethlehem, Pa. (1866)....	Henry S. Drinker, E. M., LL. D.....	72	672
Leland Stanford, Jr., U.* Stanford U., Cal. (1891)....	John Caspar Branner, LL. D.....	201	1,803
Leland university, New Orleans, La. (1869).....	Alfred E. Earle, LL. D.....	49	1,700

School, location and date of founding.	President.	Instruct- ors.	Stu- dents.
Lenox college, Hopkinton, Iowa (1856).....	E. E. Reed, M. A., D. D.....	12	131
Lewis institute, Chicago, Ill. (1865).....	George N. Carman (director).....	100	3,500
Liberty college, Glasgow, Ky. (1874).....	Robert E. Hatton, A. M., Ph. D.....	12	140
Lincoln college, Lincoln, Ill. (1865).....	James H. McMurray, Ph. D.....	15	278
Livingstone college, Salisbury, N. C.....	W. H. Goler, A. M., D. D.....	16	256
Lombard college,* Galesburg, Ill. (1851).....	Huber W. Hurt.....	14
Louisiana State university,* Baton Rouge, La. (1830)	Thomas D. Boyd, A. M., LL. D.....	76	761
Loyola university, Chicago, Ill. (1909).....	Rev. A. J. Burrows, S. J.....	127	1,272
Luther college, Decorah, Iowa (1861).....	Rev. C. K. Preuss.....	15	213
Macalester college, St. Paul, Minn. (1884).....	T. Morey Hodgman, M. A., LL. D.....	27	320
Manhattan college, New York, N. Y. (1863).....	Rev. Brother Edward, F. S. C.....	25	290
Marietta college,* Marietta, O. (1835).....	Joseph Mauley (dean).....	14	152
Marquette university, Milwaukee, Wis. (1864).....	Rev. Joseph Grimmelsman, S. J.....	210	1,606
Maryville college, Maryville, Tenn. (1819).....	Samuel T. Wilson, D. D.....	39	702
Massachusetts Agr. col.,* Amherst, Mass. (1863).....	Kenyon L. Butterfield, A. M., LL. D.....	60	500
Mass. Inst. of Technology, Boston, Mass. (1861).....	R. C. Maclaurin, A. M., LL. D., D. Sc.....	258	1,611
Methodist Univ. of Oklahoma, Guthrie, Okla. (1881)	William Fielder (acting).....	17	237
Miami university, Oxford, O. (1809).....	R. M. Hughes.....	47	582
Michigan Agr. college, East Lansing, Mich. (1857).....	J. L. Snyder, M. A., Ph. D.....	140	1,700
Michigan College of Mines,* Houghton, Mich. (1884).....	F. W. McNair, B. S., D. Sc.....	23	150
Middlebury college,* Middlebury, Vt. (1800).....	John M. Thomas, D. D.....	28	330
Midland college, Atchison, Kas. (1857).....	Rev. Rufus B. Peery, D. D.....	16	203
Milligan college, Milligan college, Tenn. (1882).....	R. J. Kershner, M. A.....	12	275
Mills college,* Oakland, Cal. (1855).....	Miss L. C. Carson, Litt. D., LL. D.....	34	138
Milton college, Milton, Wis. (1867).....	Rev. W. C. Daland, M. A., D. D.....	15	163
Milwaukee-Dowser college, Milwaukee, Wis.....	Miss Ellen C. Sabini, M. A.....	32	321
Milwaukee-Dowser seminary, Milwaukee, Wis.....	Miss Mary D. Rodman.....	13	205
Miss. A. & M. college, Agricultural College, Miss.....	George R. Hightower.....	62	1,151
Mississippi college, Clinton, Miss. (1826).....	J. W. Province, D. D., LL. D.....	17	421
Missouri Valley college, Marshall, Mo. (1889).....	T. H. Black, D. D., LL. D.....	14	222
Monmouth college, Monmouth, Ill. (1857).....	W. H. McMichael, D. D.....	27	428
Moore's Hill college, Moore's Hill, Ind. (1807).....	Henry A. King, D. D.....	15	256
Morningside college, Sioux City, Iowa (1894).....	Alfred E. Craig.....	35	504
Morris Brown university, Atlanta, Ga. (1885).....	W. A. Fountain, D. D., Ph. D.....	28	898
Mount Angel college, Mount Angel, Ore. (1887).....	Rev. P. A. Walsh, O. S. B.....	22	140
Mount Holyoke college,* South Hadley, Mass. (1837).....	Miss M. E. Woolley, M. A., Litt. D., L. H. D.....	87	755
Mount St. Mary's college, Emmitsburg, Md. (1808).....	Very Rev. B. J. Bradley, A. M., LL. D.....	30	385
Mount Union college, Alliance, O. (1858).....	W. H. McMaster, A. M.....	30	572
Muhlenburg college, Allentown, Pa. (1867).....	John A. W. Haas, D. D.....	14	168
Muskingum college, New Concord, O. (1837).....	J. K. Montgomery, D. D.....	30	606
McCormick Theological seminary, Chicago, Ill. (1829)	James G. K. McClure, D. D., LL. D.....	12	159
McKendree college, Lebanon, Ill. (1828).....	John F. Harmon, M. A., D. D.....	17	345
McMinnville college, McMinnville, Ore. (1857).....	Leonard W. Riley, D. D.....	15	195
Nebraska Wesleyan univ., Univ. Place, Neb. (1888).....	Clark A. Fulmer (chancellor).....	39	1,251
New Orleans university, New Orleans, La. (1873).....	Charles M. Melden, D. D., Ph. D.....	22	557
New Rochelle college, New Rochelle, N. Y.....	M. C. O'Farrell, D. D.....	32	105
Newton Theol. inst., Newton Center, Mass. (1825).....	George E. Horr, D. D.....	11	80
New York university,* New York, N. Y. (1830).....	Elmer E. Brown, Ph. D., LL. D.....	328	4,597
Niagara university, Niagara Falls, N. Y. (1856).....	Very Rev. Edward J. Walsh, C. M.....	31	350
Norwich university, Northfield, Vt. (1819).....	Charles H. Spooner, A. M., LL. D.....	15	149
N. C. Col. of Ag. & Me. Arts,* W. Raleigh, N. C. (1889).....	D. H. Hill, LL. D., Litt. D.....	55	669
Northwestern college, Naperville, Ill. (1861).....	L. H. Saeger, D. D.....	22	356
Northwestern Mil. and Nav. acad., Lake Geneva, Wis.....	Col. R. P. Davidson, A. M.....	14	100
Northwestern university, Evanston, Ill. (1865).....	Abram W. Harris, Sc. D., LL. D.....	450	4,876
Oberlin college,* Oberlin, O. (1833).....	Henry C. King, D. D., LL. D.....	160	1,809
Occidental college, Los Angeles, Cal. (1887).....	John Willis Baer, LL. D.....	25	250
Ohio Northern university, Ada, O. (1871).....	Albert E. Smith, D. D., Ph. D.....	40	1,764
Ohio State university,* Columbus, O. (1870).....	William O. Thompson, D. D., LL. D.....	235	3,968
Ohio Wesleyan university,* Athens, O. (1804).....	Alston Ellis, Ph. D., LL. D.....	85	2,087
Ohio Wesleyan university,* Delaware, O. (1842).....	Herbert Welch, D. D., LL. D.....	65	1,166
Olivet college,* Olivet, Mich. (1829).....	E. G. Lancaster, Ph. D., LL. D.....	24	227
Oregon Agricultural college,* Corvallis, Ore. (1885).....	William J. Kerr, Sc. D.....	150	2,316
Ottawa university, Ottawa, Kas. (1865).....	Silas Eber Price, D. D.....	20	350
Otterbein university, Westerville, O. (1847).....	W. G. Clippinger, A. B., B. D.....	30	466
Onachta college, Arkadelphia, Ark. (1866).....	R. G. Bowers, A. B., D. D.....	30	354
Pacific university, Forest Grove, Ore. (1849).....	William M. Ferrin, LL. D.....	21	198
Park college,* Parkville, Mo. (1875).....	Lowell M. McAfee, LL. D.....	24	373
Parker college, Winnebago, Minn. (1889).....	Benjamin Longder, D. D.....
Parsons college, Fairfield, Iowa (1875).....	Willis E. Parsons, D. D.....	22	250
Peabody college, Nashville, Tenn. (1837).....	Bruce R. Payne, A. M., Ph. D.....
Penn college, Oskaloosa, Iowa (1873).....	David M. Edwards, Ph. D.....	39	506
Pennsylvania college, Gettysburg, Pa. (1832).....	W. A. Granville, Ph. D., LL. D.....	25	359
Pennsylvania Col. for Women,* Pittsburgh, Pa. (1869).....	H. D. Lindsay, D. D.....	24	256
Pennsylvania Military college,* Chester, Pa. (1858).....	Col. C. E. Hyatt, C. E.....	16	110
Phildander Smith college, Little Rock, Ark. (1887).....	Rev. James M. Cox.....	24	478
Polytechnic institute,* Brooklyn, N. Y. (1854).....	Fred W. Atkinson, Ph. D.....	40	670
Pomona college,* Claremont, Cal. (1887).....	James A. Blaisdell, D. D.....	45	420
Pratt Institute,* Brooklyn, N. Y. (1887).....	Charles M. Pratt, A. M.....	153	3,478
Presbyterian college, Clinton, S. C. (1905).....	Davidson McD. Douglas, M. A., D. D.....	12	133
Princeton Theological sem., Princeton, N. J. (1812).....	Francis L. Patton, D. D., LL. D.....	16	185
Princeton university,* Princeton, N. J. (1746).....	John Grier Hibben, Ph. D., LL. D.....	192	1,568
Pritchett college,* Glasgow, Mo. (1868).....	U. S. Hall, A. B.....	10	135
Proseminar college, Elmhurst, Ill. (1871).....	Rev. D. Irion, D. D.....	8	168
Purdue university,* Lafayette, Ind. (1874).....	W. E. Stone, Ph. D., LL. D.....	180	2,000
Radcliffe college,* Cambridge, Mass. (1879).....	LeBaron R. Briggs, A. M., LL. D.....	114	584
Randolph-Macon college, Ashland, Va. (1820).....	Robert E. Buckwell, A. M., LL. D.....	16	150
Randolph-Macon Woman's col., Lynchburg, Va. (1893).....	William A. Webb, LL. D.....	46	576
Reusselaer Polytechnic institute,* Troy, N. Y. (1824).....	Palmer C. Ricketts, C. E., Ph. D., LL. D.....	64	620

School, location and date of founding.	President.	Instruct-ors.	Stu-dents.
Rice institute, Houston, Tex. (1912).....	Dr. Edgar O. Lovett, Ph. D., LL. D.....
Richmond college, Richmond, Va. (1832).....	F. W. Boatright, M. A., LL. D.....	23	393
Rio Grande college, Rio Grande, O. (1876).....	Simon H. Blng.....	8	209
Ripon college,* Ripon, Wis. (1850).....	Ilseas Evans, D. D.....	21	231
Roanoke college, Salem, Va. (1853).....	J. A. Morehead, D. D.....	19	167
Rochester Mechanics institute, Rochester, N. Y. (1885).....	Carleton B. Gibson.....	76	1,955
Rochester Theological sem., Rochester, N. Y. (1850).....	J. W. A. Stewart (acting).....	15	150
Rockford college for women,* Rockford, Ill. (1847).....	Julia H. Gulliver, Ph. D., LL. D.....	32	249
Rock Hill college, Ellcott City, Md. (1857).....	Rev. Brother Maurice, F. S. C.....	18	182
Rose Polytechnic institute,* Terre Haute, Ind. (1885).....	Leo C. Mees, Ph. D.....	21	208
Rutgers college, New Brunswick, N. J. (1766).....	W. H. S. Demarest, D. D., LL. D.....	60	560
St. Anselm's college, Manchester, N. H. (1889).....	E. Helmsetter, D. D., O. S. B.....	18	174
St. Bede college, Peru, Ill. (1891).....	Rt.-Rev. Vincent Huber, O. S. B.....	15	140
St. Benedict's college, Atchison, Kas. (1858).....	Rt.-Rev. Innocent Wolf, O. S. B.....	22	250
St. Charles college, Ellcott City, Md. (1848).....	Rev. F. X. McKenney, A. M., LL. D.....	17	190
St. John's college, Annapolis, Md. (1784).....	Thomas Fell, Ph. D., LL. D., D. C. L.....	15	206
St. John's college, Washington, D. C. (1866).....	Brother Flamian, F. S. C.....	13	150
St. John's college, Winfield, Kas.....	A. W. Meyer.....	9	99
St. John's Military academy, Delafield, Wis.....	Sidney T. Smythe, Ph. D.....	14	225
St. John's university, Collegeville, Minn. (1857).....	Rt.-Rev. Peter Engel, O. S. B., Ph. D.....	40	416
St. Lawrence university, Canton, N. Y. (1858).....	Almon Gunnison, LL. D.....	82	646
St. Louis university, St. Louis, Mo. (1818).....	Very Rev. Bernard J. Otting, S. J.....	210	1,395
St. Mary's college, St. Mary's, Kas. (1848).....	A. A. Breen, S. J.....	30	430
St. Mary's college, St. Mary's, Ky. (1821).....	Rev. M. Jaglowicz, C. R.....	10	110
St. Olaf college, Northfield, Minn. (1874).....	John N. Kildahl, D. D.....	32	541
St. Paul's college, Concordia, Mo.....	J. H. C. Kaeppel.....	8	178
St. Stephen's college, Annandale, N. Y. (1860).....	Rev. W. C. Rodgers, M. A., S. T. D.....	10	75
St. Vincent's college, Los Angeles, Cal. (1865).....	Joseph S. Glass, C. M., D. D.....	20	362
Scotia seminary, Concord, N. C. (1870).....	A. W. Verner, D. D.....	18	270
Stetson Hall college, South Orange, N. J. (1856).....	James F. Mooney, D. D., LL. D.....	14	250
Shaw university, Raleigh, N. C. (1865).....	Charles F. Meserve, LL. D.....	29	485
Shorter college, Rome, Ga. (1877).....	A. W. Van Hoose, A. M., LL. D.....	24	280
Shurtleff college, Alton, Ill. (1827).....	George M. Potter, A. M.....	15	150
Simmons college,* Boston, Mass. (1899).....	Henry Lefavour, Ph. D., LL. D.....	96	944
Simpson college, Indianola, Iowa (1860).....	F. L. Strickland, Ph. D., D. D.....	32	535
Sioux Falls college, Sioux Falls, S. D.....	Edward F. Jordan, Ph. D., D. D.....	18	185
Smith college,* Northampton, Mass. (1827).....	Marion Le Roy Burton, Ph. D., LL. D.....	116	1,529
Southern Baptist Theolog. sem., Louisville, Ky. (1859).....	Edgar Y. Mullins, D. D., LL. D.....	10	229
Southern university, Greensboro, Ala. (1856).....	Andrew Sledd, Ph. D., D. D., LL. D.....	10	129
Southwestern college, Winfield, Kas. (1885).....	Frank E. Mossman, A. M.....	30	460
Southwestern Pres. univ., Clarksville, Tenn. (1875).....	William Dinwiddie, LL. D. (chancellor).....	10	86
Spelman seminary, Atlanta, Ga.....	Miss Lucy Hale Tapley.....	49	652
Springhill college, Mobile, Ala. (1830).....	E. Cumming, S. J.....	25	213
State College of Washington,* Pullman, Wash. (1892).....	E. A. Bryan, LL. D.....	120	1,537
State Normal and Industrial col.* Greensboro, N. C.....	J. I. Foust.....	68	1,031
State University of Iowa,* Iowa City, Iowa (1847).....	John G. Bowman, LL. D.....	226	2,255
State University of Kentucky, Lexington, Ky. (1865).....	Henry S. Barker, LL. D.....	98	1,229
State university, Louisville, Ky.....	William T. Amiger, A. M., D. D., LL. D.....	16	225
Stevens Institute of Technology,* Hoboken, N. J.....	A. C. Humphreys, M. E., Sc. D., LL. D.....	33	341
Susquehanna university, Sellusgrove, Pa. (1869).....	Charles T. Atkins, D. D.....	22	345
Swarthmore college, Swarthmore, Pa. (1869).....	Joseph Swain, B. L., M. S., LL. D.....	42	409
Syracuse university,* Syracuse, N. Y. (1870).....	James R. Day, LL. D. (chancellor).....	270	3,500
Tabor college, Tabor, Iowa (1866).....	Rev. George E. Wood.....	10	157
Talladega college,* Talladega, Ala. (1867).....	J. M. P. Metcalf, M. A.....	45	768
Tarkio college, Tarkio, Mo. (1883).....	Joseph A. Thompson, D. D.....	22	280
Taylor university, Upland, Ind. (1848).....	Monroe Vayhinger, D. D.....	22	294
Temple university,* Philadelphia, Pa. (1884).....	Russell H. Conwell, D. D., LL. D.....	240	3,124
Texas Christian university, Fort Worth, Tex. (1873).....	Frederick D. Kershner.....	81	565
The Geo. Washington univ.,* Washington, D. C. (1821).....	Charles H. Stockton, LL. D.....	192	1,347
The Pennsylvania State col.,* State College, Pa. (1855).....	Edwin Erie Sparks, M. A., Ph. D.....	172	1,808
Throop Col. of Technology,* Pasadena, Cal. (1891).....	James A. B. Scherer, Ph. D., LL. D.....	17	51
Transylvania university, Lexington, Ky. (1798).....	William P. Few, A. B., A. M., Ph. D.....	36	600
Trinity college, Durham, N. C. (1838).....	Flavel S. Luther, LL. D.....	32	431
Trinity college,* Hartford, Conn. (1829).....	W. L. Hornbeak, LL. D.....	22	260
Trinity university, Wapakoneta, Ohio (1869).....	S. M. L. Hooper, A. M., Ph. D. (acting).....	25	393
Tufts college, Tufts College, Mass. (1852).....	C. O. Gray, D. D.....	225	1,062
Tusculum college, Tusculum, Tenn. (1794).....	Robert Sharp, Ph. D.....	16	122
Tulane university,* New Orleans, La. (1834).....	Booker T. Washington, A. M., LL. D.....	190	2,398
Tuskegee institute,* Tuskegee, Ala. (1881).....	Daniel A. Long, D. D.....	20	130
Union Christian college, Merom, Ind. (1860).....	Percy L. Ports, B. S.....	16	290
Union college, Barbourville, Ky.....	Frederick Griggs.....	24	309
Union college, College View, Neb. (1891).....	Charles A. Richmond, D. D., LL. D.....	30	368
Union college,* Schenectady, N. Y. (1795).....	Francis Brown, Ph. D., D. D., LL. D.....	23	252
Union Theological seminary, New York, N. Y. (1836).....	R. A. Kimbrough.....	9	202
Union university, Jackson, Tenn. (1848).....	Col. C. P. Townsley, U. S. A. (supt.).....	123	530
U. S. Military academy,* West Point, N. Y. (1802).....	Capt. J. H. Gibbons, U. S. N. (supt.).....	110	850
United States Naval academy,* Annapolis, Md. (1845).....	John H. Denny, LL. D.....	105	1,167
University of Alabama,* Tuscaloosa (1831).....	Arthur H. Wilde, Ph. D.....	40	254
University of Arizona,* Tucson (1891).....	G. H. Reynolds.....	80	625
University of Arkansas,* Fayetteville (1871).....	Benjamin Ide Wheeler, LL. D.....	459	7,255
University of California,* Berkeley (1860).....	Harry Pratt Judson, LL. D.....	337	6,802
University of Chicago,* Chicago, Ill. (1892).....	Charles M. Dabney, Ph. D., LL. D.....	217	1,973
University of Cincinnati,* Cincinnati, O. (1870).....	James H. Baker, M. A., LL. D.....	170	1,200
University of Colorado,* Boulder (1877).....	Henry A. Buechtel, D. D., LL. D.....	130	1,075
University of Denver, University Park, Col. (1864).....	A. H. Murpree, LL. D.....	51	302
University of Florida, Gainesville (1905).....	David C. Barrow (chancellor).....	80	682
University of Georgia,* Athens (1785).....	W. L. Carlyle (acting).....	77	763
University of Idaho,* Moscow (1892).....			

School, location and date of founding.	President.	Instruct- ors.	Stu- dents.
University of Illinois,* Urbana (1867).....	Edmund J. James, Ph. D., LL. D.....	550	5,986
University of Kansas,* Lawrence (1866).....	Frank Stroug, Ph. D., LL. D. (chancellor).....	169	2,545
University of Maine,* Orono (1865).....	Robert J. Avey, Ph. D., LL. D.....	118	1,011
University of Michigan,* Ann Arbor (1837).....	H. B. Hutchins, LL. D.....	479	5,805
University of Minnesota,* Minneapolis (1868).....	George E. Vincent, LL. D.....	450	4,067
University of Mississippi,* University (1848).....	A. A. Kincaannon, LL. D. (chancellor).....	35	405
University of Missouri,* Columbia (1839).....	Albert Ross Hill, LL. D.....	252	3,287
University of Montana,* Missoula (1895).....	Edwin B. Craighead, LL. D.....	35	250
University of Nebraska,* Lincoln (1869).....	Samuel Avery, Ph. D., LL. D. (chancellor).....	333	3,312
University of Nevada, Reno (1886).....	Joseph E. Stubbs, D. D., LL. D.....	40	315
University of New Mexico, Albuquerque (1892).....	David Ross Boyd, Ph. D.....	17	99
University of Notre Dame, Notre Dame, Ind. (1849).....	John Cavanaugh, C. S. C.; D. D.....	86	1,026
University of North Carolina,* Chapel Hill (1789).....	Francis P. Venable, Ph. D., LL. D.....	85	837
University of North Dakota, Grand Forks (1883).....	Frank L. McVey, Ph. D., LL. D.....	84	1,052
University of Oklahoma,* Norman (1892).....	Stratton D. Brooks, Ph. D., LL. D.....	112	876
University of Oregon,* Eugene (1878).....	Prince L. Campbell, A. B., LL. D.....	108	1,257
University of Pennsylvania, Philadelphia (1740).....	Edgar F. Smith, Ph. D., LL. D. (provost).....	553	5,323
University of Pittsburgh, Pittsburgh, Pa. (1787).....	S. B. McCormick, LL. D. (chancellor).....	283	2,516
University of Rochester, Rochester, N. Y. (1850).....	Rush Rhees, D. D., LL. D.....	37	445
University of Southern California, Los Angeles (1879).....	George F. Bovard, A. M., D. D., LL. D.....	192	2,500
University of South Carolina,* Columbia (1805).....	S. C. Mitchell, Ph. D.....	35	347
University of South Dakota,* Vermillion (1882).....	Franklin P. Gault, Ph. D.....	50	424
University of the South, Sewanee, Tenn. (1868).....	W. B. Hall, M. A., D. D. (chancellor).....	27	257
University of Tennessee,* Knoxville (1794).....	Brown Ayres, Ph. D., LL. D.....	175	4,489
University of Texas,* Austin (1883).....	Sidney E. Mezes, Ph. D.....	180	2,391
University of Utah,* Salt Lake City (1850).....	J. T. Kingsbury, Ph. D.....	70	1,244
University of Vermont,* Burlington (1791).....	Guy P. Benton, D. D., Ph. D., LL. D.....	110	559
University of Virginia,* Charlottesville (1819).....	Edwin A. Alderman, D. C. L., LL. D.....	93	845
University of Washington,* Seattle (1862).....	Thomas F. Kane, Ph. D., LL. D.....	155	2,825
University of Wisconsin,* Madison (1848).....	Charles R. Van Hise, Ph. D.....	624	5,970
University of Wyoming,* Laramie (1886).....	Louis E. Holden, D. D., LL. D.....	34	650
Upper Iowa university, Fayette, Iowa (1858).....	C. A. Duniway, LL. D.....	54	327
Ursula college, Kenilworth, N. J. (1893).....	William A. Shanklin, D. D., LL. D.....	21	364
Urbana U. schools, Urbana, O. (1850).....	Rev. Peter Froberg, B. D.....	16	14
Ursinus college, Collegeville, Pa. (1869).....	Rev. Russell Eaton (head master).....	6	40
Utah Agricultural college,* Logan, Utah (1890).....	George L. Omwake, Ph. D.....	15	203
Valparaiso university, Valparaiso, Ind. (1873).....	John A. Witsoe, A. M., Ph. D.....	65	1,500
Vanderbilt university, Nashville, Tenn. (1873).....	Henry P. Brown, A. M.....	195	5,625
Vassar college,* Poughkeepsie, N. Y. (1861).....	J. H. Kirkland, LL. D. (chancellor).....	125	1,129
Villanova college, Villanova, Pa.....	James M. Taylor, D. D., LL. D.....	110	1,045
Vincennes university,* Vincennes, Ind. (1806).....	Edward G. Dohan, A. M., O. S. A.....	39	295
Virginia Christian college, Lynchburg, Va. (1903).....	Ihorace Ellis, A. M., Ph. D.....	15	311
Virginia Military institute,* Lexington, Va. (1839).....	G. O. Davis (acting).....	12	130
Wabash college,* Crawfordsville, Ind. (1832).....	Gen. E. W. Nichols (superintendent).....	22	350
Wake Forest college, Wake Forest, N. C. (1834).....	George L. MacIntosh, D. D., LL. D.....	19	342
Walden university, Nashville, Tenn. (1866).....	G. W. Hubbard (acting).....	70	459
Washburn college, Topeka, Kas. (1865).....	John A. Kumlir, A. M., D. D.....	68	700
Washington & Jefferson col.,* Washington, Pa. (1802).....	Frank K. Sanders, D. D., Ph. D.....	100	800
Washington and Lee univ.,* Lexington, Va. (1749).....	James D. Moffat, D. D., LL. D.....	17	311
Washington college, Chestertown, Md. (1782).....	Henry Louis Smith, M. A., Ph. D., LL. D.....	27	495
Washington university, St. Louis, Mo. (1853).....	James W. Cain, LL. D.....	10	122
Waynesburg college,* Waynesburg, Pa. (1850).....	David F. Houston, A. M., LL. D. (chancellor).....	178	1,543
Wellesley college,* Wellesley, Mass. (1875).....	William M. Hudson, Ph. D.....	12	300
Wells college,* Aurora, N. Y. (1868).....	Ellen F. Pendleton, M. A., Litt. D.....	126	1,424
Wesleyan university, Middletown, Conn. (1831).....	Kerr D. Macmillan, A. B., B. D.....	30	168
Western College for Women,* Oxford, O. (1854).....	William A. Shanklin, D. D., LL. D.....	40	412
Western Reserve university,* Cleveland, O. (1826).....	Mary A. Sawyer (acting).....	26	232
Western Theological seminary,* Pittsburgh, Pa. (1825).....	Charles F. Thwing, D. D., LL. D.....	278	1,304
Westfield college, Westfield, Ill. (1865).....	James A. Kelso, Ph. D., D. D.....	10	69
West Lafayette college, West Lafayette, O. (1909).....	H. M. Tipsword.....	9	124
Westminster college, Fulton, Mo. (1849).....	Aubrey F. Hess, D. D.....	12	200
Westminster college, New Wilmington, Pa. (1852).....	Charles B. Boving, D. D.....	12	161
West Virginia university, Morgantown (1867).....	Robert McW. Russell, D. D., LL. D.....	24	274
Wheaton college, Wheaton, Ill. (1860).....	Thomas E. Hodges, LL. D.....	75	241
Whitman college,* Walla Walla, Wash. (1882).....	Charles A. Blanchard, D. D.....	20	227
Whitworth college, Tacoma, Wash. (1882).....	S. B. L. Penrose, D. D.....	31	400
Wilberforce university, Wilberforce, O. (1856).....	Donald D. McKay, A. M., D. D.....	17	150
Wiley university, Marshall, Tex. (1873).....	William S. Scarborough, Ph. D., LL. D.....	33	460
Willamette university, Salem, Ore. (1843).....	M. W. Dogan, A. M., Ph. D.....	34	582
William and Mary col.,* Williamsburg, Va. (1693).....	Fletcher Homan, D. D.....	46	450
William Jewell college, Liberty, Mo. (1849).....	L. G. Tyler, M. A., LL. D.....	20	184
Williams college,* Williamstown, Mass. (1793).....	John P. Greene, D. D., LL. D.....	28	407
Wilson college, Chambersburg, Pa. (1870).....	Harry A. Garfield, LL. D.....	53	521
Wittenberg college, Springfield, O. (1845).....	Anna Jane McKean, Ph. D.....	27	216
Wofford college, Spartanburg, S. C. (1854).....	Charles G. Heckert, D. D.....	45	826
Worcester Polytechnic inst.,* Worcester, Mass. (1865).....	Henry N. Snyder, M. A.....	13	308
Xenia Theological seminary, Xenia, O.....	Levi L. Conant (acting).....	33	555
Yale university,* New Haven, Conn. (1701).....	Joseph Kyle, D. D., LL. D.....	5	27
Yankton college, Yankton, S. D. (1881).....	Arthur Twining Hadley, LL. D.....	433	3,282
	Henry K. Warren, M. A., LL. D.....	22	418

PASSENGERS DEPARTED FROM AMERICAN SEAPORTS.

Fiscal years ended June 30.

Year.	Male.	Female.	Under 12	12 and over.	Cabin.	Steerage.	Total.
1910.....	481,846	241,172	80,789	642,229	396,040	326,978	723,018
1911.....	611,939	255,748	96,892	770,795	436,071	431,616	867,687
1912.....	689,398	279,784	102,710	866,472	463,699	505,483	969,182

DATES OF RECENT HISTORICAL EVENTS.

- Aguinado captured, March 23, 1901.
 Alaska boundary award made, Oct. 17, 1903.
 Albert I. ascended throne of Belgium, Dec. 17, 1909.
 Alfonso XIII. ascended throne of Spain May 17, 1902;
 attempted assassination of, in Paris, June 1, 1906;
 shot at by anarchist in Madrid April 13, 1913.
 Amundsen, Roald, completes northwest passage, 1906;
 reaches south pole, Dec. 16, 1911.
 Anarchists, Chicago, hanged, Nov. 11, 1887.
 Anarchists pardoned by Altgeld, June 26, 1893.
 Andree began arctic balloon trip, July 11, 1897.
 Anglo-American arbitration treaty signed, Jan. 11,
 1897.
 Anglo-Boer war began, Oct. 10, 1899; ended May 31,
 1902.
 Anglo-Japanese treaty signed, Jan. 30, 1902.
 Arizona admitted as a state, Feb. 14, 1912.
 Armenian massacres began in 1890; culminated in
 1895, 1896 and 1897.
 Atlanta, Ga. (Cotton States and Industrial), expo-
 sition, Sept. 15 to Dec. 31, 1895.
 Australian commonwealth inaugurated, Jan. 1, 1901.
 Balkan-Turkish war began, Oct. 8, 1912.
 Baltimore fire, Feb. 7, 1904.
 Battle ship cruise, American, Dec. 16, 1907, to Feb.
 22, 1909.
 Bennington gunboat disaster, July 21, 1905.
 Bering sea seal treaty signed, Nov. 8, 1897.
 Bismarck resigned chancellorship, March 18, 1890;
 died, July 30, 1898.
 Borda, president, assassinated, Aug. 25, 1897.
 Bosnia and Herzegovina annexed by Austria. Oct.
 6, 1908.
 Boxer outbreak in China began, May, 1900.
 Boyertown (Pa.) theater fire and panic, Jan. 13, 1908.
 Brazil proclaimed a republic, Nov. 15, 1889.
 Buffalo (Pan-American) exposition, May 1 to Nov.
 2, 1901.
 Bulgaria proclaims independence, Oct. 5, 1908.
 Cable, Pacific, laying of begun at San Francisco,
 Dec. 14, 1902.
 California Mid-Winter exposition, Jan. 1 to July 4,
 1894.
 Campanile in Venice fell, July 14, 1902.
 Canadian reciprocity bill passed by congress and
 signed by President Taft, July 26, 1911; rejected
 by Canada, Sept. 21.
 Carlos I., king of Portugal, assassinated, Feb. 1, 1908.
 Carnot, president, assassinated, June 24, 1894.
 Caroline islands bought by Germany, Oct. 1, 1899.
 Cartago, Costa Rica, destroyed by earthquake, May
 5, 1910.
 Charleston, S. C. (Interstate and West Indian), ex-
 position, Dec. 1, 1901, to May 20, 1902.
 Chelsea (Mass.) fire, April 12, 1908.
 Cherry (Ill.) mine disaster, Nov. 13, 1909.
 China, revolution begins Sept. 7, 1911; republic pro-
 claimed Dec. 29, 1911; Manchu dynasty abdicates
 Feb. 12, 1912.
 Cholera epidemic in Hamburg, Germany, August,
 1892; in Russia and Italy, summer of 1910.
 Christian IX., king of Denmark, died Jan. 29, 1906.
 Christian X. proclaimed king of Denmark, May 15,
 1912.
 Coal (antracite) strike began, May 12, 1902; ended,
 Oct. 21, 1902.
 Corinth ship canal open, Aug. 6, 1893.
 Courriere mine disaster March 10, 1906.
 Crib disaster, Chicago, Jan. 20, 1909.
 Cronin murder, May 4, 1889.
 Cuba under sovereignty of United States, Jan. 1, 1899.
 Cuban constitution signed, Feb. 21, 1901.
 Cuban-United States reciprocity treaty ratified March
 19, 1903; bill to carry treaty into effect passed by
 congress Dec. 16, 1903.
 Cuban republic inaugurated, May 20, 1902; President
 Palma and cabinet resigned and American con-
 trol established Sept. 29, 1906; Gen. Jose Miguel
 Gomez elected president, Nov. 14, 1908; American
 control relinquished, Jan. 28, 1909.
 Cuban revolt began, Feb. 24, 1895.
 Czolgosz, McKinley's assassin, tried and sentenced,
 Sept. 24, 1901; executed, Oct. 29, 1901.
 De Lesseps, Ferdinand, convicted of Panama fraud,
 Feb. 9, 1893.
 Delvannis, Grecian premier, assassinated, June 13,
 1905.
 Delhi coronation durbar began, Dec. 29, 1902.
 Dewey's victory at Manila, May 1, 1898.
 Diaz, Porfirio, forced by revolutionists to resign
 presidency of Mexico, May 25, 1911.
 Dingley tariff bill signed, July 24, 1897.
 Dom Pedro exiled from Brazil, Nov. 16, 1889.
 Dreyfus, Capt., degraded and sent to Devil's island,
 Jan. 4, 1895; brought back to France, July 3, 1899;
 new trial begun, Aug. 7; found guilty, Sept. 9;
 pardoned, Sept. 19, 1899; restored to rank in army,
 July 12, 1906, by decision of Supreme court of
 France; decorated with cross of Legion of Honor,
 July 21, 1906.
 Earthquake in India, April 4, 1905; in Calabria,
 Italy, Sept. 8, 1905, and Dec. 28, 1908. (See also
 San Francisco, Valparaiso, Kingston, Messina and
 Cartago.)
 Edward VII. proclaimed king, Jan. 24, 1901; crowned,
 Aug. 9, 1902; died, May 6, 1910.
 Elizabeth, empress of Austria, assassinated, Sept.
 10, 1898.
 Fallieres, C. A., elected president of France, Jan.
 17, 1906.
 Ferreo, Francisco, executed in Spain, Oct. 13, 1909.
 Field, Marsball, died, Jan. 16, 1906.
 Fisheries (Atlantic) dispute settled by Hague court,
 June 1, 1910.
 Floods in Ohio and Indiana, March 25-27, 1913.
 Formosa transferred to Japan, June 4, 1895.
 Frederick VIII. succeeded to throne of Denmark,
 Jan. 29, 1906; died, May 14, 1912.
 Galveston tornado, Sept. 8, 1900.
 General Slocum disaster, June 15, 1904.
 George I., king of Greece, assassinated in Saloniki,
 Macedonia, March 18, 1913.
 George V. succeeded to British throne, May 6, 1910;
 crowned, June 22, 1911.
 Gladstone resigned premiership, March 2, 1894; died,
 May 19, 1898.
 Goebel, Gov. William, shot, Jan. 30, 1900; died,
 Feb. 3.
 Greco-Turkish war began, April 16, 1897; ended,
 May 11, 1897; peace treaty signed, Sept. 18, 1897.
 Haiti, President Leconte of, and 400 persons killed
 by explosion in palace, Aug. 8, 1912.
 Harriman, E. H., died, Sept. 9, 1909.
 Harrision, Benjamin, died, March 13, 1901.
 Harrison, Carter, Sr., assassinated, Oct. 28, 1893.
 Hawaii made a republic, July 4, 1894; annexed to
 United States, Aug. 12, 1894; made a territory,
 June 14, 1900.
 Hay-Panncote isthmian canal treaty signed, Nov.
 18, 1901.
 Homestead (Pa.) labor riot, July 6, 1892.
 Hugo, Victor, centenary celebration begun in Paris,
 Feb. 26, 1902.
 Humbert, King, assassinated, July 29, 1900.
 Idaho admitted as a state, July 3, 1890.
 Income tax amendment to constitution of the United
 States proclaimed, Feb. 25, 1913.
 Irish land purchase law in force, Nov. 1, 1903.
 Iroquois theater fire, Dec. 30, 1903; lives lost, 575.
 Italian army routed in Abyssinia, March 1, 1896.
 Italian prisoners lynched in New Orleans, March
 14, 1891.
 Italy declares war on Turkey over Tripoli dispute,
 Sept. 29, 1911; formally annexes Tripoli, Feb. 23,
 1912; war ended, Oct. 18, 1912.
 Ito, Prince, assassinated, Oct. 26, 1909.
 Jameson raiders in Transvaal routed, Jan. 2, 1896.
 Jamestown (Va.) tercentennial exposition, April 26
 to Nov. 30, 1907.
 Japan, battle of Sea of, May 27-28, 1905.
 Japan declared war on China, Aug. 1, 1894; war
 ended, April 17, 1895.
 Japan-Russia war began, Feb. 7, 1904; ended, Sept.
 5, 1905.
 Johnston flood, May 31, 1889.
 Ketteler, Baron von, killed in Peking, June 30, 1900.
 Kingston (Jamaica) earthquake and fire, Jan. 14, 1907.
 Kishinev massacre, April 20, 1903.
 Koch's lymph cure announced, Nov. 17, 1890.
 Kongo Free State annexed by Belgium, Aug. 20, 1908,
 Korea annexed by Japan, Aug. 29, 1910.
 Kossuth, Louis, died, March 20, 1894.
 Lawton, Gen. H. W., killed, Dec. 19, 1899,
 Leiter wheat deal collapsed, June 13, 1898,

Leopold II., king of Belgium, died, Dec. 17, 1909.
 Liliuokalani, queen of Hawaii, deposed, Jan. 16, 1893.
 Louisville tornado, March 27, 1890.
 Luiz Philippe, crown prince of Portugal, assassinated, Feb. 1, 1908.
 Madagascar annexed to France, Jan. 23, 1896.
 Maine blown up, Feb. 15, 1898; raised in 1911-1912 and sunk in the open sea off Havana, March 16, 1912.
 Manuel II., king of Portugal, deposed, Oct. 3-4, 1910.
 Marconi signals letter "S" across Atlantic, Dec. 11, 1901.
 Messina destroyed by earthquake, Dec. 28, 1908.
 Mexican revolution, Nov. 18, 1910, to May 25, 1911; President Diaz forced to resign, May 25, 1911.
 Mexico City, revolution in, Feb. 9, 1913.
 Meyerbeer centenary celebrated in Berlin, Sept. 5, 1891.
 Morocco conference began, Jan. 16, 1906.
 Mukden, battle of, Feb. 24-March 12, 1905.
 McKinley, President, shot by anarchist, Sept. 6, 1901; died, Sept. 14, 1901.
 Nansen Arctic expedition started, July 21, 1893; returned, Aug. 13, 1896.
 Nashville, Tenn. (Tennessee Centennial), exposition, May 1 to Oct. 31, 1897.
 New Mexico admitted as a state, Jan. 6, 1912.
 Nicholas II., proclaimed czar of Russia, Nov. 2, 1894; crowned, May 26, 1896; attempted assassination of, Jan. 19, 1905.
 North Collinwood (O.) school disaster, March 4, 1908.
 Norge disaster, June 28, 1904.
 North pole reached by Commander Robert E. Peary, April 6, 1909.
 Norway dissolved union with Sweden, June 7, 1905.
 Oklahoma and Indian Territory admitted to union as state of Oklahoma, Nov. 16, 1907.
 Omaha tornado, March 23, 1913.
 Omaha, Neb. (Trans-Mississippi), exposition, June 1 to Nov. 1, 1898.
 Omdurman, battle of, Sept. 4, 1898.
 Oscar II., king of Sweden, died, Dec. 8, 1907.
 Panama canal property bought by the United States, Feb. 16, 1903.
 Panama fraud trials in Paris, Jan. 10 to March 21, 1893.
 Panama revolution, Nov. 3, 1903.
 Pan-American congress, first, began, Oct. 2, 1889; second, Oct. 23, 1902.
 Parcel post established in United States, Jan. 1, 1913.
 Paris expositions, 1878, 1889, 1906.
 Paris flood, Jan. 20-Feb. 1, 1910.
 Peace conference called by czar, Aug. 24, 1898; opened at The Hague, May 18, 1899; closed, July 29, 1899; second peace conference, June 15-Oct. 18, 1907.
 Peace palace at The Hague dedicated, Aug. 28, 1913.
 Pekin captured by the allies, Aug. 15, 1900.
 Philippine-American war began, Feb. 4, 1899; ended, April 30, 1902.
 Philippines ceded to the United States, Dec. 10, 1898.
 Pope Leo XIII. died, July 20, 1903.
 Pope Pius X. elected, Aug. 4, 1903.
 Portland, Ore. (Lewis and Clark), exposition, June 1 to Oct. 14, 1905.
 Port Arthur captured by the Japanese from Chinese, Nov. 21, 1894; from Russians, Jan. 1, 1905.
 Porto Rico ceded to the United States, Dec. 10, 1898.
 Porto Rico hurricane, Aug. 8, 1899.
 Portugal, King Carlos and Crown Prince Luiz of, assassinated, Feb. 1, 1908; Manuel II. deposed and republic declared, Oct. 3-4, 1910.
 Postage between United States and Britain reduced to 2 cents, Oct. 1, 1908.
 Postal banks established in United States, Jan. 3, 1911.
 Pretoria captured by the British, June 4, 1900.
 Pullman strike began, May 11, 1894; boycott began, June 26; rioting in Chicago and vicinity, June and July; strike and boycott ended, August.

Reciprocity (with Canada) bill passed by congress and signed by President Taft, July 26, 1911; rejected by Canada, Sept. 21, 1911.
 Rhodes, Cecil, died, March 26, 1902.
 Roentgen ray discovery made public, Feb. 1, 1896.
 Roosevelt, Theodore, became president of the United States, on death of McKinley, Sept. 14, 1901; elected to same office, Nov. 8, 1904; attempted assassination of, Oct. 14, 1912.
 Russia-Japan war began, Feb. 7, 1904; ended, Sept. 5, 1905.
 Salisbury, Premier, resigned, July 13, 1902; died Aug. 22, 1903.
 St. Louis cyclone, May 27, 1896.
 St. Louis (Louisiana Purchase) exposition, April 30 to Dec. 1, 1904.
 St. Petersburg riots, Jan. 22, 1905.
 St. Pierre, Martinique, destroyed, May 8, 1902.
 San Francisco earthquake and fire, April 18-20, 1906.
 San Juan and El Caney, battles of, July 1, 1898.
 Santiago de Cuba, naval battle of, July 3, 1898.
 Santiago de Cuba surrendered, July 17, 1898.
 Schley inquiry ordered, July 26, 1901; began, Sept. 20; ended, Nov. 7; verdict announced, Dec. 13.
 Schurz, Carl, died, May 14, 1906.
 Scott, Robert F., explorer, perished in blizzard after reaching south pole.
 Seattle, Wash. (Alaska-Yukon), exposition, June 1 to Oct. 16, 1909.
 Senators, U. S., direct election amendment proclaimed, May 31, 1913.
 Sergius, Grand Duke, assassinated, Feb. 17, 1905.
 Serbia, king and queen of, assassinated, June 11, 1903.
 Shah of Persia assassinated, May 1, 1896.
 Simplex tunnel completed, Feb. 25, 1905.
 South pole reached, by Capt. Roald Amundsen, Dec. 16, 1911; reached by Capt. Robert F. Scott, Jan. 17, 1912.
 Spanish-American war began, April 25, 1898; peace protocol signed, Aug. 12, 1898; Paris peace treaty signed, Dec. 12; peace treaty ratified, Feb. 6, 1899.
 Springfield (Ill.) riots and lynchings, Aug. 14-15, 1908.
 Standard Oil decision by United States Supreme court, May 15, 1911.
 Stolypin, premier of Russia, shot by assassin, Sept. 14, 1911; died, Sept. 18.
 Stone, Ellen M., captured by brigands, Sept. 3, 1901; released, Feb. 23, 1902.
 Taft, William II., elected president of the United States, Nov. 3, 1908.
 Titanic steamship sunk, April 15, 1912.
 Tobacco trust decision, May 29, 1911.
 Transvaal republic annexed to Great Britain, Sept. 1, 1900.
 Turkey, sultan of, proclaimed constitution, July 24, 1908; Sultan Abdul-Hamid deposed, April 27, 1909.
 Turkey, war with Italy over Tripoli began, Sept. 29, 1911; ended Oct. 18, 1912.
 Turkey, war with Balkan states began, Oct. 8, 1912; Nazim Pasha assassinated, Jan. 23, 1913.
 Union of South Africa proclaimed, May 31, 1910.
 Utah admitted as a state, Feb. 4, 1896.
 Valparaiso earthquake, Aug. 16, 1906.
 Venezuelan blockade by England, Germany and Italy began in first part of December, 1902; ended, Feb. 13, 1903.
 Vesuvius, great eruption of, April 1-10, 1906.
 Victor Emmanuel III., king of Italy, crowned, Aug. 11, 1902; attempted to assassinate, March 14, 1912.
 Victoria, queen of England, died, Jan. 22, 1901.
 Voituren disaster, Oct. 9, 1913.
 Wilhelmina proclaimed queen of Holland, Aug. 31, 1898.
 Wilson, Woodrow, elected president of the United States, Nov. 5, 1912.
 Windsor hotel, New York, burned, March 17, 1899.
 World's Fair in Chicago opened, May 1, 1893; ended, Oct. 30, 1893.
 Wyoming admitted as a state, July 10, 1890.
 Yalu, battle of, Sept. 17, 1894.

CRUDE STEEL PRODUCTION OF THE UNITED STATES.

Calendar year.	*Tons.	Calendar year.	*Tons.	Calendar year.	*Tons.	Calendar year.	*Tons.
1870.....	68,750	1902.....	14,947,250	1905.....	20,023,947	1908.....	14,023,247
1880.....	1,247,335	1903.....	14,534,978	1906.....	23,398,136	1909.....	23,955,021
1890.....	4,277,071	1904.....	13,859,987	1907.....	23,362,594	1910.....	26,094,919
1890.....	10,188,329					1911.....	23,676,106

*Tons of 2,240 pounds.

DEATHS OF NOTED MEN AND WOMEN (1890-1913).

- Abbey, Edwin A., Aug. 1, 1911.
 Aehrenthal, A. L., Feb. 17, 1912.
 Aldrich, T. B., March 19, 1907.
 Alexander III., Nov. 1, 1894.
 Alexis, Nord, May 1, 1910.
 Allen, Grant, Oct. 25, 1895.
 Allison, W. B., Aug. 4, 1908.
 Alma-Tadema, L., June 24, 1912.
 Altgeld, John P., March 12, 1902.
 Andassy, Count, Jan. 30, 1900.
 Anthony, Susau B., March 13, 1906.
 Arabi Pasha, Sept. 21, 1911.
 Armour, Philip D., Jan. 6, 1901.
 Arnold, Edwin, March 25, 1904.
 Astor, John Jacob, Feb. 22, 1890.
 Audran, Edmond, Aug. 19, 1901.
 Austin, Alfred, June 1, 1913.
 Averbury, Lord, May 28, 1913.
 Barnum, P. T., April 7, 1891.
 Barr, Robert, Oct. 22, 1912.
 Bartholdi, F. A., Oct. 4, 1904
 Barton, Clara, April 12, 1912.
 Bacon, John, Oct. 2, 1911.
 Bebel, August R., Aug. 13, 1913.
 Bequerel, A. H., Aug. 25, 1908.
 Beit, Alfred, July 16, 1906.
 Bellamy, Edward, May 22, 1898.
 Bellew, Kyrle, Nov. 2, 1911.
 Belmont, August, Nov. 24, 1890.
 Belmont, O. H. P., June 10, 1908.
 Besant, Sir Walter, June 9, 1901.
 Bigelow, John, Dec. 19, 1911.
 Bismarck, Prince, July 30, 1898.
 Bjornson, Bjornstjerne, April 26, 1910.
 Black, William, Dec. 10, 1898.
 Blackie, J. S., March 3, 1895.
 Blackwood, W., Nov. 11, 1912.
 Blaine, James G., Jan. 27, 1893.
 Blavatsky, Mme., May 9, 1891.
 Bliss, Cornelius N., Oct. 9, 1911.
 Blouet, Paul, May 24, 1903.
 Bonheur, Rosa, May 25, 1899.
 Booth, Edwin, June 7, 1893.
 Booth, William, Aug. 20, 1912.
 Bouccault, Aubrey, July 10, 1913
 Bragg, Edward S., June 20, 1912.
 Brahm, Johannes, April 2, 1897.
 Breton, Jules A., July 5, 1906.
 Brewer, David J., March 28, 1910.
 Brisson, Henry, April 14, 1912.
 Bristow, Benj. H., June 22, 1896.
 Brooks, Phillips, Jan. 23, 1893.
 Brough, Lionel, Nov. 8, 1909.
 Buck, Dudley, Oct. 6, 1909.
 Bulow, Hans von, Feb. 13, 1894.
 Burdett-Coutts, Baroness, Dec. 30, 1906.
 Burnham, D. H., June 1, 1912.
 Butler, Gen. B. F., Jan. 11, 1893.
 Campbell-Bannerman, H., April 22, 1908.
 Canalejas, J., Nov. 12, 1912.
 Carle on, H. G., Dec. 10, 1910.
 Carleton, Will, Dec. 18, 1912.
 Carlisle, John G., July 31, 1910.
 Carlos I., Feb. 1, 1908.
 Carnot, President, June 24, 1894.
 Carte, D'Oyly, April 3, 1901.
 Casimir-Perier, March 12, 1907.
 Cervera, P., April 3, 1909.
 Chanute, Octave, Nov. 23, 1910.
 Childs, George W., Feb. 3, 1894.
 Christian IX., Jan. 29, 1906.
 Chulalongkorn I., Oct. 23, 1910.
 Clemens, Samuel L., April 21, 1910.
 Clement, Clay, Feb. 21, 1910.
 Cleveland, Grover, June 24, 1908.
 Cleridge-Taylor, S., Sept. 1, 1912.
 Collyer, Robert, Nov. 30, 1912.
 Colonne, Edouard, March 28, 1910.
 Constant, Benjamin, May 26, 1902.
 Cooke, Jay, Feb. 16, 1905.
 Coppee, Francois, May 23, 1908.
 Coquelin, B. C., Jan. 26, 1909.
 Coquelin, E. A. H., Feb. 8, 1909.
 Corbin, Austin, June 4, 1896.
 Corning, Erastus, Aug. 30, 1896.
 Crane, Richard T., Jan. 8, 1912.
 Crawford, F. M., April 9, 1909.
 Croke, Archbishop, July 22, 1902.
 Cronje, Piet, Feb. 4, 1911.
 Crook, George, March 19, 1890.
 Cummings, Amos J., May 2, 1902.
 Curie, Pierre, April 19, 1906.
 Curtin, Jeremiah, Dec. 14, 1906.
 Curtis, George W., Aug. 31, 1892.
 Curtis, William E., Oct. 5, 1911.
 Curzon, Lady, July 18, 1906.
 Cuyler, T. L., Feb. 26, 1909.
 Dahn, Felix S., Jan. 3, 1912.
 Daly, Augustin, July 7, 1899.
 Dana, Charles A., Oct. 17, 1897.
 Daniel, John W., June 29, 1910.
 Davenport, Homer, May 2, 1912.
 Davis, George H., Nov. 25, 1899.
 Davis, Mrs. Jefferson, Oct. 16, 1906.
 Davis, Winnie, Sept. 18, 1898.
 De Witt, Michael, May 31, 1906.
 De Mottens, F., June 20, 1909.
 Detaille, Edouard, Dec. 24, 1912.
 Dilke, Charles W., Jan. 26, 1911.
 Dingley, Nelson, Jan. 13, 1899.
 Dolliver, J. P., Oct. 15, 1910.
 Donnelly, Ignatius, Jan. 2, 1901.
 Douglass, Frederick, Feb. 20, 1895.
 Drachman, Holger, Jan. 15, 1908.
 Draper, Andrew S., April 27, 1913.
 Drexel, Anthony J., June 30, 1893.
 Drummond, Henry, March 11, 1897.
 Du Maurier, George, Oct. 8, 1896.
 Dumas, Alexandre, Nov. 27, 1895.
 Dunbar, Paul L., Feb. 9, 1906.
 Dvorak, Antonin, May 1, 1904.
 East, Sir Edward, Sept. 28, 1913.
 Eddy, Mary Baker, Dec. 3, 1910.
 Edward VII., May 6, 1910.
 Edwards, Amella B., April 15, 1892.
 Eggleston, Edward, Sept. 3, 1902.
 Eggleston, Geo. Cary, April 14, 1911.
 Elizabeth, Empress, Sept. 10, 1898.
 Elkins, Stephen B., Jan. 4, 1911.
 Emmett, "Fritz," June 15, 1891.
 English, William H., Feb. 7, 1896.
 Evans, Robley D., Jan. 3, 1912.
 Ewatts, William M., Feb. 23, 1901.
 Fair, James G., Dec. 28, 1894.
 Fairchild, Lucius, May 23, 1896.
 Faithfull, Emily, June 1, 1895.
 Farison, B. L., July 29, 1903.
 Faure, Felix, Feb. 16, 1899.
 Fenn, G. M., Aug. 27, 1909.
 Ferrer, Francisco, Oct. 13, 1909.
 Field, Cyrus W., July 12, 1892.
 Field, Eugene, Nov. 4, 1895.
 Field, Kate, May 18, 1896.
 Field, Marshall, Jan. 16, 1906.
 Field, Richard M., Nov. 11, 1902.
 Field, Stephen J., April 9, 1899.
 Fisk, Clinton B., July 9, 1890.
 Flagler, Henry M., May 20, 1913.
 Florence, Wm. J., Nov. 19, 1891.
 Flower, Roswell P., May 12, 1899.
 Forbes, Archibald, March 30, 1900.
 Ford, Patrick, Sept. 23, 1913.
 Foss, Cyrus D., Jan. 29, 1910.
 Fox, Della, June 16, 1913.
 Frederick VIII., May 14, 1912.
 Frederick, ex-Empress, Aug. 5, 1901.
 Fremont, John C., July 13, 1890.
 Froude, James A., Oct. 20, 1891.
 Frye, William P., Aug. 8, 1911.
 Fuller, Melville W., July 4, 1910.
 Furness, H. H., Aug. 13, 1912.
 Gary, Joseph E., Oct. 31, 1906.
 Gates, John W., Aug. 9, 1911.
 Gaynor, Wm. J., Sept. 10, 1913.
 George, Henry, Oct. 29, 1896.
 George I., King of Greece, March 18, 1913.
 Gilbert, William S., May 2, 1911.
 Gilder, R. W., Nov. 18, 1909.
 Gilmore, Patrick S., Sept. 24, 1892.
 Gladstone, Wm. E., May 19, 1898.
 Gladstone, Mrs. W. E., June 13, 1909.
 Goode, George B., Sept. 6, 1896.
 Goodsell, D. A., Dec. 5, 1909.
 Goodwin, J. Cheever, Dec. 18, 1912.
 Gould, Jay, Dec. 2, 1892.
 Gounod, Charles F., Oct. 18, 1893.
 Grant, F. D., April 11, 1912.
 Grau, H., Oct. 27, 1912.
 Gray, Elisha, Jan. 21, 1901.
 Gresham, Walter G., May 28, 1895.
 Grieg, Edvard, Sept. 4, 1907.
 Guilman, F. A., March 30, 1911.
 Haagenbeck, Carl, April 14, 1913.
 Haie, Edward E., June 10, 1909.
 Halevy, Ludovic, May 8, 1908.
 Halstead, Murat, July 2, 1908.
 Hamilton, Gail, Aug. 17, 1896.
 Hampton, Wade, April 11, 1902.
 Hanlon, Edward, Jan. 4, 1908.
 Hanna, Marcus A., Feb. 15, 1904.
 Harahan, J. T., Jan. 22, 1912.
 Harlan, John M., Oct. 14, 1911.
 Harper, William R., Jan. 10, 1906.
 Harris, E. H., Sept. 9, 1909.
 Harris, Joel Chandler, July 3, 1908.
 Harris, William T., Nov. 6, 1909.
 Harrison, Benj., March 13, 1901.
 Harrison, Carter, Sr., Oct. 28, 1893.
 Hatch, Rufus, Feb. 23, 1893.
 Hay, John, July 1, 1905.
 Hayes, Rutherford B., Jan. 17, 1893.
 Hearn, Lafcadio, Sept. 26, 1904.
 Hellprin, Angelo, July 17, 1907.
 Hellprin, Louis, Feb. 13, 1912.
 Henderson, David B., Feb. 25, 1906.
 Henry, O., June 5, 1910.
 Herne, James A., June 2, 1901.
 Hewitt, Abram S., Jan. 18, 1903.
 Hillkoff, M., March 21, 1909.
 Hill, David B., Oct. 20, 1910.
 Hitchcock, E. A., April 9, 1909.
 Hiitt, John, April 29, 1911.
 Hiitt, Robert R., Sept. 20, 1906.
 Hoar, George F., Sept. 30, 1904.
 Hobart, Garret A., Nov. 21, 1899.
 Hoe, Robert, Sept. 22, 1909.
 Holleben, T. von, Feb. 1, 1913.
 Holman, W. S., April 22, 1897.
 Holmes, Mary Jane, Oct. 6, 1907.
 Holmes, Oliver W., Oct. 7, 1894.
 Howard, O. O., Oct. 26, 1909.
 Howe, Julia Ward, Oct. 17, 1910.
 Humbert, King, July 29, 1900.
 Hunt, William H., Sept. 7, 1910.
 Huntington, C. P., Aug. 14, 1900.
 Hutchins, Stilson, April 22, 1912.
 Huxley, Thomas H., June 29, 1894.
 Hyacinthe, Pere, Feb. 9, 1912.
 Ibsen, Henrik, May 23, 1906.
 Ignatieff, N. P., July 4, 1908.
 Ingalls, John J., Aug. 16, 1900.
 Ingersoll, Robert G., July 21, 1899.
 Irving, Henry, Oct. 13, 1905.
 Israels, Joseph, Aug. 12, 1911.
 Ito, Prince, Oct. 26, 1909.
 Jefferson, Joseph, April 23, 1905.
 Jewett, Sarah O., June 24, 1909.
 Joachim, Joseph, Aug. 15, 1907.
 Jokai, Maurus, May 5, 1904.
 Johnson, Eastman, April 5, 1906.
 Johnson, J. A., Sept. 21, 1909.
 Jones, Fernando, Nov. 8, 1911.
 Joubert, Gen., March 27, 1900.
 Judge, Wm. Q., March 22, 1896.
 Judith, Mme., Oct. 27, 1912.
 Katsura, Taro, Oct. 10, 1913.
 Keene, James R., Jan. 3, 1913.
 Kelly, Myra, March 31, 1910.
 Kelvin, Lord, Dec. 17, 1907.
 Kiden-Waechter, A. von, Dec. 30, 1912.
 Kjelland, Alexander, April 6, 1906.
 Knott, J. Proctor, June 8, 1911.

- Koch, Robert, May 27, 1910.
 Kossuth, Louis, March 20, 1894.
 Kruger, Paul, July 14, 1904.
 Kwang-Hsu, Nov. 14, 1908.
 Labouchere, Henry, Jan. 16, 1912.
 La Farge, John, Nov. 14, 1910.
 Landon, M. DeL., Dec. 16, 1910.
 Lang, Andrew, July 21, 1912.
 Langley, Samuel P., Feb. 27, 1906.
 Larcom, Lucy, April 17, 1893.
 Lawton, H. W., Dec. 19, 1899.
 Le Febvre, J. J., Feb. 24, 1912.
 Leo XIII., July 20, 1903.
 Leopold II., Dec. 17, 1909.
 Li Hung Chang, Nov. 7, 1901.
 Lister, Joseph, Feb. 11, 1912.
 Logan, Olive, April 23, 1909.
 Lombroso, C., Oct. 19, 1909.
 Longpre, Paul de, June 29, 1911.
 Lorimer, George C., Sept. 8, 1904.
 Lossing, Benson J., June 3, 1891.
 Lowell, James R., Aug. 12, 1891.
 Lyboun, Charles, Feb. 9, 1912.
 Lubbock, J. (see Avebury).
 Lucca, Pauline, Feb. 28, 1908.
 Mace, Jem, Nov. 20, 1910.
 MacNaughton, Mrs. A., March 31, 1910.
 Magruder, Benjamin D., April 21, 1910.
 Mandel, Leon, Nov. 4, 1911.
 Manning, Cardinal, Jan. 14, 1892.
 Mansfield, Richard, Aug. 30, 1907.
 Maratzek, Max, May 14, 1897.
 Marryat, Florence, Oct. 27, 1899.
 Marsh, O. C., March 18, 1899.
 Massenet, Jules, Aug. 13, 1912.
 Matthews, William, Feb. 15, 1909.
 Maupassant, De, July 6, 1893.
 Maybrick, M., Aug. 26, 1913.
 Mead, Larkin G., Oct. 15, 1910.
 Medill, Joseph, March 16, 1899.
 Meissonier, Jan. 31, 1891.
 Melville, Geo. W., March 17, 1912.
 Mendes, Catulle, Feb. 8, 1909.
 Menzel, Adolf, Feb. 9, 1905.
 Meredith, George, May 18, 1909.
 Merritt, Wesley, Dec. 3, 1911.
 Michel, Louise, Jan. 9, 1905.
 Millais, Sir John, Aug. 13, 1896.
 Miller, Joaquin, Feb. 17, 1913.
 Miller, Roswell, Jan. 3, 1913.
 Millet, Francis D., April 15, 1912.
 Mills, L. L., Jan. 18, 1909.
 Mills, Roger Q., Sept. 2, 1911.
 Modjeska, Helena, April 8, 1909.
 Monviel, Routet de, March 16, 1913.
 Moody, Dwight L., Dec. 22, 1899.
 Morgan, J. P., March 31, 1913.
 Morrison, W. R., Sept. 29, 1909.
 Morton, Paul, Jan. 19, 1911.
 Most, Johann, March 17, 1906.
 Moulton, Louise C., Aug. 10, 1908.
 Mutsuhito, Emperor, July 30, 1912.
 McArthur, John, May 15, 1906.
 McCarthy, Justin, April 24, 1912.
 McClure, A. K., June 6, 1909.
 McCosh, James, Nov. 16, 1894.
 McKinley, William, Sept. 14, 1901.
 McRea, James, March 28, 1913.
 McVicker, Jas. H., March 7, 1896.
 Naeyer, Ernst D., Sept. 10, 1913.
 Nation, Carrie, June 9, 1911.
 Newcomb, Simon, July 11, 1909.
 Nightgale, Florence, Aug. 14, 1910.
 Nixon, William P., Feb. 20, 1912.
 Nogi, M., Sept. 13, 1912.
 Nye, Edgar W., Feb. 21, 1896.
 Ochiltree, Thos., Nov. 26, 1902.
 Ollivant, Mrs. M., June 25, 1897.
 Ollivier, Emile, Aug. 20, 1913.
 Orchardson, W. O., April 13, 1910.
 O'Reilly, John Boyle, Aug. 11, 1890.
 O'Reilly, R. M., Nov. 3, 1912.
 Oscar II., Dec. 8, 1907.
 "Ouida" (Louise de la Ramee), Jan. 24, 1908.
 Paine, Robert T., Aug. 11, 1910.
 Palma, Tomas E., Nov. 4, 1908.
 Palmer, John M., Sept. 25, 1900.
 Palmer, Potter, May 4, 1902.
 Palmer, Thomas W., June 1, 1913.
 Parker, Joseph, Nov. 28, 1902.
 Parkman, Francis, Nov. 8, 1893.
 Passy, Frederick, June 12, 1912.
 Pastor, "Tony", Aug. 26, 1908.
 Paz, Jose C. P., March 10, 1912.
 Pearsons, Dan'l K., April 27, 1912.
 Peffer, W. A., Oct. 7, 1912.
 Perkins, Ell, Dec. 16, 1910.
 Pia, Maria, July 5, 1911.
 Pierrepont, Edwards, March 6, 1892.
 Plنگرے, Hazen S., June 18, 1901.
 Plattman, Ben, Dec. 28, 1910.
 Platt, Thomas C., March 6, 1910.
 Playfair, Lyon, May 29, 1898.
 Poincare, J. H., July 18, 1912.
 Poole, William F., March 1, 1894.
 Porter, Noah, March 4, 1892.
 Porter, W. S., June 5, 1910.
 Potter, Henry C., July 21, 1908.
 Pultzert, Joseph, Oct. 29, 1911.
 Fullman, George M., Oct. 19, 1897.
 Pyle, Howard, Nov. 9, 1911.
 Randall, Samuel J., April 13, 1890.
 Reclus, Elisee, July 4, 1905.
 Reed, Thomas B., Dec. 7, 1902.
 Reid, Whitelaw, Dec. 15, 1912.
 Remenyi, Edouard, May 15, 1898.
 Remington, F., Dec. 26, 1909.
 Renan, Joseph Ernst, Oct. 2, 1892.
 Rhodes, Cecil, March 26, 1902.
 Ridpath, John C., July 31, 1900.
 Rikstori, Adelaide, Oct. 9, 1906.
 Roebling, W., April 15, 1912.
 Robson, Stuart, April 29, 1903.
 Rochefort, Henri, July 1, 1913.
 Rogers, H. H., May 19, 1909.
 Rojstvensky, S., Jan. 14, 1909.
 Root, George F., Aug. 6, 1895.
 Rose, James A., May 29, 1912.
 Rosewater, Edward, Aug. 21, 1906.
 Rubinstein, Anton G., Nov. 20, 1894.
 Ruskin, John, Jan. 20, 1900.
 Russell, Sir Chas., Aug. 10, 1900.
 Russell, Wm. H., Feb. 10, 1907.
 St. Gaudens, Augustus, Aug. 3, 1907.
 Sagasta, Praxedes M., Jan. 5, 1903.
 Sage, Russell, July 22, 1906.
 St. John, Florence, Jan. 30, 1912.
 Salisbury, Lord, Aug. 22, 1903.
 Salvini, Alexandre, Dec. 14, 1896.
 Sampson, Wm. T., May 6, 1902.
 Sankey, Ira D., Aug. 13, 1908.
 Sarasate, Pablo de, Sept. 20, 1908.
 Sardon, Victorien, Nov. 8, 1908.
 Satoli, Francis, Jan. 8, 1910.
 Schaefer, Jacob, March 8, 1910.
 Schley, W. S., Oct. 2, 1911.
 Schlemann, H., Dec. 25, 1890.
 Schurz, Carl, May 14, 1906.
 Scott, Robert F., March 29, 1912.
 Seidl, Anton, March 29, 1898.
 Shelley, Kate, Jan. 21, 1912.
 Sherman, J. S., Oct. 30, 1912.
 Sherman, John, Oct. 22, 1900.
 Sherman, W. T., Feb. 14, 1891.
 Sigel, Franz, Aug. 21, 1902.
 Smiles, Samuel, April 16, 1904.
 Smith, Goldwin, June 7, 1910.
 Smyth, J. M., Nov. 4, 1909.
 Soldene, Emily, April 8, 1912.
 Spencer, Herbert, Dec. 8, 1903.
 Sprague, O. S. A., Feb. 20, 1909.
 Spreckels, Claus, Dec. 26, 1908.
 Stanford, Leland, June 20, 1893.
 Stanley, Henry M., May 10, 1904.
 Stanton, Elizabeth C., Oct. 26, 1902.
 Stead, William T., April 15, 1912.
 Stedman, Edmund C., Jan. 18, 1908.
 Stockton, Frank R., April 20, 1903.
 Stolypin, P. A., Sept. 18, 1911.
 Strakosch, Max, March 17, 1892.
 Strauss, Johann, May 3, 1899.
 Strindberg, A., May 14, 1912.
 Sullivan, Sir Arthur, Nov. 22, 1900.
 Suppe, Franz von, June 21, 1895.
 Suto, Adolph, Aug. 8, 1898.
 Svendsen, J. S., June 14, 1911.
 Swift, Louis, Jan. 5, 1913.
 Swinhurne, A. C., April 10, 1909.
 Swing, David, Oct. 3, 1894.
 Taine, Hippolyte A., March 5, 1893.
 Talmage, Frank D. W., Feb. 9, 1912.
 Talmage, T. DeWitt, April 12, 1902.
 Tennyson, Alfred, Oct. 6, 1892.
 Terry, A. H., Dec. 16, 1890.
 Terry, E. O., April 2, 1912.
 Thaxter, Celia L., Aug. 27, 1894.
 Thureau-Dagnan, P., Feb. 24, 1913.
 Thurman, Allen G., Dec. 12, 1895.
 Tilton, Theodore, May 25, 1907.
 Tisza, Koloman de, March 23, 1902.
 Tolstoy, Leo, Nov. 20, 1910.
 Tourgee, Albion, May 21, 1905.
 Tschalkowsky, Nov. 5, 1893.
 Tsu-Hsi, Nov. 15, 1908.
 Tuley, Murray F., Dec. 25, 1905.
 Twain, Mark, April 21, 1910.
 Tyndall, John, Dec. 4, 1893.
 Vambrey, Arminius, Sept. 15, 1913.
 Vanderbilt, Cornelius, Sept. 12, 1899.
 Verdi, Giuseppe, Jan. 27, 1901.
 Verne, Jules, March 24, 1905.
 Victoria, Queen, Jan. 22, 1901.
 Villas, William F., Aug. 27, 1908.
 Villard, Henry, Oct. 12, 1900.
 Virchow, Rudolph, Sept. 5, 1902.
 Voorhees, D. W., April 10, 1897.
 Waite, C. B., March 25, 1909.
 Ward, John Q. A., May 1, 1910.
 Ware, Eugene F., July 2, 1911.
 Weaver, James B., Feb. 6, 1912.
 Wells, Kate G., Dec. 13, 1911.
 Wheeler, Joseph, Jan. 25, 1906.
 Whitney, Myron W., Sept. 19, 1910.
 Whitney, Wm. C., Feb. 2, 1904.
 Whittier, John G., Sept. 7, 1892.
 Whynefer, Edward, Sept. 16, 1911.
 Wilde, Oscar, Nov. 30, 1900.
 Wilhelmj, August, Jan. 23, 1908.
 Willard, Frances E., Feb. 17, 1898.
 Wilson, Augusta E., Aug. 9, 1909.
 Windom, William, Jan. 29, 1891.
 Wines, F. H., Jan. 31, 1912.
 Winter, John S., Dec. 14, 1911.
 Woiseley, Viscount, March 25, 1913.
 Woodford, S. L., Feb. 14, 1913.
 Woodruff, Timothy L., Oct. 12, 1913.
 Wright, Carroll D., Feb. 20, 1909.
 Wright, Wilbur, May 30, 1912.
 Wyman, Walter, Nov. 21, 1912.
 Yates, Edmund H., May 20, 1894.
 Yeamans, Annie, March 3, 1912.
 Yerkes, Charles T., Dec. 29, 1905.
 Zola, Emile, Sept. 29, 1902.

DEATH OF J. PIERPONT MORGAN.

J. Pierpont Morgan, for many years the leading financier of America, died in Rome, Italy, a few minutes after noon Monday, March 31, 1913. His illness began soon after he had appeared before a congressional committee in Washington, D. C., as a witness in the "money trust" investigation. When he testified Dec. 18, 1912, he seemed to be cool and collected, but Dr. M. Allen Starr, one of his physicians, afterward declared that the ordeal had been a severe one and resulted in an attack of nervous prostration. Mr. Morgan sailed for Egypt Jan. 7, 1912, and spent several weeks in Cairo and in making a trip up the Nile. Reports were then circulated that he was seriously ill, but his family and physicians said that he was merely suffering from a severe cold and an attack of acute indigestion and that all he required was complete rest. March 13 he was brought to Naples, Italy, and taken to Rome by special train. He was then emaciated and weak and could walk only a short distance without assistance. His physicians, Dr. Giuseppe Bastianelli and Dr. George A. Dixon, still insisted that what he needed chiefly was rest. Mr. Morgan himself had always enjoyed good health in Rome and hoped for a speedy recovery.

For a time he did very well, resting and sleeping without the aid of drugs and taking a satisfactory amount of nourishment. Wednesday afternoon, March 26, he began to refuse food and after that it was impossible to nourish him. March 30 the two doctors named and M. Allen Starr, who arrived in Rome from Naples the previous day, issued a bulletin giving the foregoing facts and announcing that while Mr. Morgan had not developed any organic trouble he was so exceedingly weak that his condition must be considered most critical. The patient lapsed into a comatose condition and passed away at 12:05 p. m., March 31, without having regained consciousness. His daughter, Mrs. Herbert L. Satterlee, and her husband were at Mr. Morgan's bedside when he breathed his last. The end came without suffering.

April 2 Drs. Giuseppe Bastianelli, M. Allen Starr and George A. Dixon issued the following official statement:

"When Mr. Morgan left New York he was a very tired man, physically and mentally. Digestion and nutrition were impaired. It was hoped his usual trip to Egypt would be of great benefit, giving him rest and building up the nervous force, especially as he had no organic disease. His appetite, however, failed and consequently his strength and weight did not improve.

"Mr. Morgan contracted a severe cold while in Egypt, which further weakened him. A state of mental depression and febleness developed. He arrived at Cairo in a very rundown condition, but during three weeks in Cairo he improved mentally

and physically, his powers of concentration and memory showing no impairment. The trip to Rome did not fatigue him and he continued to gain slowly for ten days.

"A week before his death his strength began to fail. He was put to bed Wednesday afternoon, March 26. He became delirious and extreme exhaustion followed. This continued until Sunday evening when he passed into a state of coma. He died at 12:05 p. m., Monday."

Mr. Morgan's body was taken from Rome April 2 to Havre, France, whence it was conveyed to New York on the steamship La France. Funeral services were held in St. George's church, New York city, April 14, and on the same day the body was laid at rest in Cedar Hill cemetery at Hartford, Conn.

The financial markets of the world were little affected by the death of Mr. Morgan, that event having been discounted for some time. Prices on the stock exchanges in Europe and America declined slightly on the day when he passed away, but they quickly recovered. The prevailing view seemed to be that Mr. Morgan's leadership might be missed later on, but not immediately.

The last will and testament of the financier was filed for probate April 21, but it did not disclose the total value of his estate. Following is a summary of the bequests made in the document:

To the widow—In trust, \$1,000,000; trust fund from his father (amount not given); other funds sufficient to make her annual income \$100,000; his country place, Cragston, and all its contents; his Madison avenue home and contents, except wines, and family portraits.

To J. P. Morgan, Jr.—Outright gift, \$3,000,000; all his wines; his rights and titles in the Metropolitan museum and similar institutions; his private art gallery and its contents; all the residue of his estate without conditions.

To his daughters, Mrs. H. L. Satterlee, Mrs. W. P. Hamilton and Miss Anne T. Morgan—In trust, \$3,000,000 each.

To his sons-in-law, W. P. Hamilton and H. L. Satterlee—Gifts of \$1,000,000 each.

To St. George's Episcopal church in New York city—In trust, \$500,000.

To archdeaconry of Orange, N. J.—In trust, \$100,000.

To House of Rest for Consumptives—Gift of \$100,000.

To friends, employes and domestics—Sums ranging from \$1,000 to \$250,000 each. Each employe of the firm in New York and London received a year's salary.

The official valuation of the Morgan art collections in New York was \$50,000,000. The Morgan estate in the British isles amounted to \$5,899,155.

LORIMER ELECTION CASE CHRONOLOGY.

William Lorimer chosen United States senator by Illinois legislature May 26, 1909.

Validity of election challenged in United States senate, Jan. 9, 1911.

Beveridge resolution declaring Lorimer not legally elected defeated in senate by a vote of 46 to 40 March 1, 1911.

Senate committee in Illinois legislature reports, after investigation, that in its opinion the election of Lorimer would not have occurred but for bribery and corruption and that a new investigation by the United States senate is demanded. Report made May 17, 1911.

United States senate by a vote of 48 to 20 decides, June 1, 1911, to reopen Lorimer investigation.

Senate investigation ended Feb. 9, 1912.

Majority and minority reports submitted by investigating committee to senate May 20, 1912; majority report finds that the election was not brought about by corrupt means; minority report declares that at least ten of the Lorimer votes were corruptly cast.

Resolution offered by Senator Luke Lea of Tennessee (May 20) declaring that corrupt methods and practices were employed in the election of William Lorimer to the senate of the United States from the state of Illinois, and that his election therefore was invalid.

Lea resolution adopted by United States senate by a vote of 55 to 28, July 14, 1912.

WEIGHTS OF DIAMONDS AND FINENESS OF GOLD.

The weight of diamonds and other precious stones is expressed in carats, grains and quarter-grains. The grains are pearl grains, one of which is equal to four-fifths of a troy grain. Four quarter-grains make one grain and four grains make one carat. A carat is therefore equal to four-fifths of four troy grains, or 3.2.

The fineness of gold is also expressed in carats. Pure gold is said to be twenty-four carats fine. If it contains eight parts of a baser metal or alloy it is only sixteen carats fine. The carats therefore indicate the proportion of pure gold to alloy. Most of the gold used by jewelers is about fourteen carats fine, having ten parts of alloy.

THE BALKAN WARS.

ALLIES AGAINST TURKEY.

The war begun by Bulgaria, Servia, Greece and Montenegro against Turkey in October, 1912, came to an end May 30, 1913, when a preliminary treaty of peace was signed in London. The first peace congress, held in London from Dec. 16, 1912, to Jan. 29, 1913, was fruitless owing to the delay of Turkey in meeting all the demands of the allies. It insisted on retaining Adrianople, while Bulgaria was equally insistent on the surrender of the fortress. The powers sent a collective note to the Ottoman government asking it to yield on this point, but the request was not complied with. The negotiations continued and the Turkish officials were apparently ready to come to terms with the allies when the war party in Constantinople obtained the ascendancy, made a hostile demonstration before the sublime porte Jan. 23 and compelled the grand vizier, Kiamil Pasha, and his cabinet to resign. The leader of the revolt was Enver Bey, who, with others of the young Turk party, caused Mahmud Shekret Pasha to be made grand vizier. An incident of the demonstration was the killing of Nazim Pasha, the former war minister and commander of the Turkish army. It was claimed that orders had been given to refrain from bloodshed and that the shooting of Nazim Pasha was not intended by the leaders of the revolt.

The coup d'état in Constantinople practically ended the peace negotiations, both Turkey and the allies recalling their delegates from London in the latter part of January. Feb. 3, after an armistice lasting two months, the war was actively resumed with the bombardment of Adrianople and an attack on the lines at Tchatalja. The Bulgarians at once began a campaign against the Turkish positions on the Gallipoli peninsula with the object of getting possession of the Dardanelles. It was found that the defenses at Tchatalja were too strong to be taken by assault and that Constantinople could only be taken by being approached from some other direction. The Bulgarians won battles at Bulair and other places in the vicinity of the city of Gallipoli and obtained possession of a long stretch of the coast of the Sea of Marmora.

In the meantime the Servians and Montenegrins laid siege to Scutari in northern Albania and captured some of the forts in its vicinity. The Turks met with reverses everywhere and the authorities in Constantinople were forced Feb. 12 to ask for the intervention of the powers. These were in no hurry to act and the war went on. March 6, after a bombardment lasting forty-eight hours, the Turkish fortress of Janina, key to the province of Epirus, surrendered to the Greek army, which made prisoners of war of Gen. Essad Pasha and 32,000 men.

The siege of Scutari was objectionable to Austria-Hungary, which did not want Albania to fall into the hands of the Montenegrins or Servians contrary to the decision of the powers, which was that Albania should be an autonomous state. Austrian warships were sent March 20 to the Montenegrin and Albanian coasts and troops were massed at convenient points to be used if necessary in land operations against Montenegro. King Nicholas of Montenegro was defiant and announced that he would return to his capital the conqueror of Scutari or not at all. The Servians were not anxious to come into conflict with the powers and withdrew from the siege. The Austro-Hungarian demands were reiterated March 22, Austria insisting particularly that the Montenegrin military operations around Scutari should be suspended until the entire civil population had left the city. Italy took similar action and Russia advised King Nicholas to comply. March 25 Montenegro consented to permit the civil population to leave Scutari, but protested to the powers that Austria had been guilty of a breach of neutrality.

FALL OF ADRIANOPOLE.

Adrianople was captured by Bulgarian and Servian troops March 27, after a long bombardment and a series of desperate assaults, in which the losses were heavy on both sides. For three days and nights, beginning on the 23d, the fighting around

the city was almost continuous. The inner forts were carried at the point of the bayonet in hand to hand struggles. Shukri Pasha finally surrendered with 52,000 men, including 1,220 officers. The war material, consisting in part of 54,000 rifles and 600 cannon, was estimated to be worth \$35,000,000. The fall of Adrianople practically ended the war so far as Turkey was concerned. April 1 the Ottoman government accepted without reserve the terms of peace suggested by the powers March 22, which were in substance that the European frontier of Turkey should follow a line drawn from Enos to Midia, that the question of the Aegean Islands should be settled by the powers, that Turkey should abandon all claim to Crete and that the matter of indemnity and other financial questions be decided by an international commission with the participation of the allies.

In spite of the hostile attitude of Austria-Hungary and the opposition of Italy and the powers generally, King Nicholas and the Montenegrins continued the siege of Scutari. April 5 the Montenegrin seaport of Antivari was blockaded by three Austrian warships, two Italian, one British, one German and one French. On the following day Vice-Admiral Cecil Burney of the British navy, who was in command of the international force, sent the following message to the Montenegrin premier, Dr. L. Tomjanovics:

"I have the honor to inform you that the international fleet is assembled in Montenegrin waters as a protest against the nonfulfillment of the wishes of the great powers. I desire to call your excellency's attention to the presence of the fleet as a proof that the great powers are acting in concert, and request that their wishes be fulfilled without further delay. Please inform me immediately that your government is ready to carry out the wishes of the great powers."

MONTENEGRO DEFILES POWERS.

To this the Montenegrin premier replied in a note expressing regret at the presence of the fleet, which he considered a violation of the neutrality proclaimed by the powers at the beginning of the war, and to the detriment of Montenegro. The premier continued:

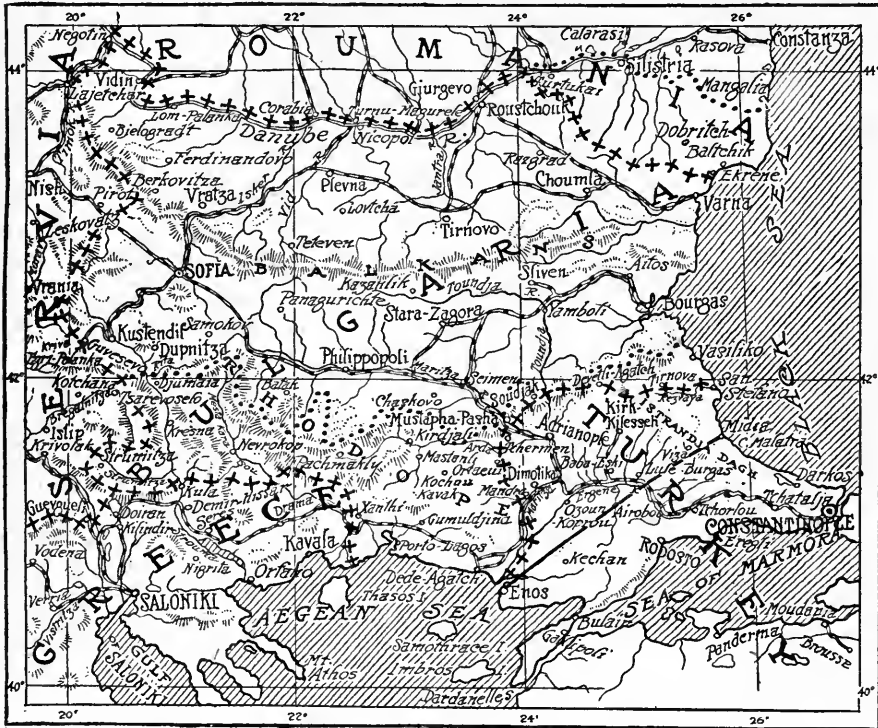
"Despite the pressure which the presence of the fleet implies, there will be no departure from an attitude which conforms to the necessities of the state of war existing between the allies and Turkey."

Notwithstanding the blockade which was established by the powers and the anxiety of the other Balkan nations to conclude peace with Turkey, Montenegro maintained its defiant attitude and pressed the attack on Scutari until April 23, when the city and its defenses were taken by Crown Prince Danilo, commander of the Montenegrin forces. The city had been besieged for six months, the condition of the people was pitiable and the first work of the victors was to send in supplies to the starving. The garrison, consisting of about 31,000 men under the command of Essad Pasha, was allowed to march out of the fortress with full honors of war.

On learning of the fall of Scutari Austria notified the powers that they must drive the Montenegrins out or the Austrian army would do so. The powers asked Montenegro to how to their will as the other Balkan nations had done and to evacuate the city. For the next few days the situation became more and more critical owing to the military preparations of Austria-Hungary and the possibility that if that government actually made war on Montenegro other powers would be drawn into the quarrel. In that case it was feared that a general European conflict would be almost certain to follow. Great relief was felt, therefore, when King Nicholas announced May 5 that he had decided to surrender Scutari to the powers and leave its fate in their hands. May 14 an international naval force, commanded by Vice-Admiral Burney, landed and took possession of the fortress.

TREATY OF LONDON.

May 12 the Balkan allies agreed to a peace conference to be held in London. Delegates of the allies and of Turkey met and, after a series of



BOUNDARIES OF BULGARIA AT CONCLUSION OF BALKAN WARS.

Line of crosses shows the new frontiers and line of dots the old frontiers. Straight line between

Enos and Midia shows Bulgarian-Turkish boundary as proposed by the treaty of London.

conferences, in which it was explained to them by Sir Edward Grey that the draft which he had drawn up on behalf of the powers at the request of the belligerents was a treaty between the allies and Turkey and not between the allies and the powers, an agreement was finally reached and May 30 the document was signed. The treaty provided:

1. That after the formal ratification of the treaty there should be perpetual peace and amity between the contracting parties.
2. That Turkey should cede to the allies all Turkish territory on the mainland of Europe situated west of a line to be drawn from Enos to Midia and that this boundary should be delimited by an international commission.
3. That the delimitation of Albania and all other questions relating to Albania should be left to the powers.
4. That Turkey should cede to the allies the island of Crete and renounce in their favor all its sovereign and other rights in the island.
5. That the contracting parties should leave the powers to decide the fate of all the Turkish islands situated in the Ægean sea, with the exception of Crete and the peninsula of Mount Athos.
6. That the contracting parties should leave to the international commission, which was to meet in Paris, the settlement of the financial questions arising out of the recent war and the consequent redistribution of territory.
7. That questions relating to prisoners of war, jurisdiction, nationality and commerce should be settled by special conventions.

8. That the treaty should be ratified as soon as possible.

At the final meeting of the delegates June 9 a protocol was adopted providing that all points left unsettled should be determined by direct conventions supplementing the treaty.

WAR BETWEEN BALKAN ALLIES.

VICTORS FIGHT OVER SPOILS.

Long before the close of the war with Turkey it had become apparent that the relations of the allies with each other were not what they should be. The existence of ill feeling, if not hatred, between Serbia and Bulgaria and between Greece and Bulgaria was made plain as soon as it became evident that Turkey was whipped and that there would be a large amount of territory and a number of important cities to be apportioned among the conquerors. This was due chiefly to the conditions under which the Balkan league of alliance was formed. In April, 1911, M. Venizelos proposed an entente between Greece and Bulgaria with a view to common action in defense of the Christians in Macedonia and to provide for an eventual alliance in case of hostilities with Turkey. Bulgaria was willing, but Serbian support was considered indispensable by King Ferdinand before the alliance could be effected. The war between Italy and Turkey in Tripoli hastened matters and early in 1912 the basis of a Serbo-Bulgarian alliance was agreed upon. On May 29, 1912, a treaty of alliance between Greece and Bulgaria was signed at Sofia. It was of a purely defensive character and the two

states pledged themselves to abstain from assailing Turkey. The treaty between Servia and Bulgaria was signed March 13, 1912, and it resembled the Bulgarian-Greecian alliance, which it antedated, in that it purported to be of a purely defensive character and contained an explicit agreement to avoid aggression against Turkey. At the same time it contained a feature not found in the Bulgarian-Greecian document, namely, provision for the allotment of conquered territory.

It had been Bulgaria's aim to make Macedonia an autonomous territory, but this plan had to be modified to secure Servian adhesion to the Balkan alliance. It was agreed that all the territory north of the Shar range—Old Servia and the sanjak of Novi-pazar—should go to Servia and all the region south and east of the Rhodope range and the Struma river to Bulgaria. The intermediate territory would form the autonomous Macedonia desired by Bulgaria, but in case autonomy should not prove feasible a line was drawn from the point where the Servian, Bulgarian and Turkish frontiers meet, a little northwest of Kustendil, to Struga, at the northernmost extremity of Lake Ochrida, leaving Kratovo, Velos, Monastir and Ochrida to Bulgaria, while the ultimate disposal of certain districts lying mainly north of this line and south of the Shar range—namely, the Kazas of Kumanovo, Uskub, Krsevo and Dibra, and the Nable of Struga—was reserved for the arbitration of the czar of Russia.

The adhesion of Montenegro to the league was easily secured, King Nicholas having long been an advocate of a combination of Christian states against Turkey. Besides, the enlargement of Montenegrin territory had become an economic necessity.

It thus appears that Bulgaria had a definite understanding with Servia as to the partition of spoils of war, but had made no arrangements with Greece or Montenegro. Developments unforeseen when the several treaties were made changed conditions entirely and caused the alliance to become not only defensive but offensive. The allies after their victories over Turkey became ambitious and each nation sought to gain as much as possible in the way of territorial and trade expansion. Their interests conflicted and instead of resorting to arbitration they drifted into war to settle their differences. This result, it was claimed by some observers, was not displeasing to one or two of the great powers, notably Austria-Hungary, which did not want to see a strong Balkan confederation formed.

DRIFTED INTO WAR.

Bulgaria and Greece first clashed over the possession of Salonki, which was claimed by Bulgaria, but strongly occupied by Greek troops. This was in the early part of April. A little later came reports that Bulgaria and Servia were preparing to fight for the possession of Monastir, which was held by Servian troops. By the end of April reports of armed encounters between Bulgarian troops on the one side and Greek and Servian on the other began to appear in the newspapers, although efforts to keep the affairs quiet were made by the combatants. The encounters were not serious, but they revealed to the world the severity of the tension existing between the allies. This tension continued throughout May and long into June in spite of efforts made by the premiers of the Balkan nations to come to an understanding, and offers on the part of Russia to arbitrate the differences. June 30 fighting began all along the line and the war between the allies was in full progress. July 1 all the Bulgarians in Salonki had either been expelled or made prisoners of war.

Newspaper correspondents were excluded from the war zone and such news as came to the world was more or less unreliable. Reports of battles were meager, conflicting and generally unsatisfactory. From Athens and Belgrade came glowing accounts of victories; Sofia admitted no Bulgarian defeats. It soon became evident, however, that the Bulgarians, who had won such notable victories at Kirk Killesseh, Bunarhissar, Lule Burgas, Tchatalja, Balair and Adrianople, were not making an effective resistance. The Greek troops, after a fierce battle, compelled them to retire from Kirkish July 4 and

by July 9 had driven them from Kavala and Serez. A few days later a battle was fought at Demirhissar, in which the Greeks were again the victors. July 8 Servia, with Montenegro as its ally, issued a formal declaration of war against Bulgaria. Fighting of severe character occurred at Istip, Kotchana, Kustendil and other points, the general outcome being favorable to the Servians.

At this time the combatants began to charge each other with committing all kinds of atrocities on the inhabitants of the villages and towns in the districts occupied by the troops. The Bulgarians were accused of barbarous conduct at Serez, Demirhissar and elsewhere. King Ferdinand, on the other hand, asserted that the accusation was false and was made by his country's enemies for the purpose of creating a bad impression. He declared that, as a matter of fact, Bulgarians were the victims of cruel persecution at the hands of the Greeks and Servians at many places. It was further claimed that the stories of Bulgarian atrocities were circulated at a time when Sofia and the rest of Bulgaria were cut off from the world and when denials could not be sent out to counteract the charges. The accusations, whether true or false, served to intensify the bitterness existing between the nations which but a short time before had been fighting side by side against the Turks.

What the outcome of the conflict between Bulgaria and the other three Balkan states would have been had they been left to fight it out alone is a matter of opinion. The Bulgarians made the claim that they would have won, as their plan of campaign had been carefully worked out and was bound to be successful. The Servians and Greeks maintained that the Bulgarians were whipped and that they were in no condition to carry on a war after their heavy losses in the Turkish struggle. But Bulgaria had to face new foes and defeat was inevitable.

ROUMANIA ATTACKS BULGARIA.


Roumania at the opening of the war against Turkey was inclined to side with the Ottoman government, but finally consented to remain neutral, with the understanding, expressed or implied, that it should receive some compensation. As early as Jan. 10, while the peace negotiations were in progress in London, Roumania demanded of Bulgaria the cession of Siliustria and the territory to the north of a line stretching from there to Kavarna on the Black sea. Bulgaria refused to comply and matters remained in abeyance until July 4, when Roumania mobilized its army. A week later it declared war and ordered its troops to invade Bulgarian territory. Siliustria was occupied July 11 without resistance on the part of the garrison, and King Charles with his army began advancing toward Sofia. The Bulgarians made no opposition to the invasion.

Simultaneously with Roumania's movements the Turks left their lines near Constantinople and, disregarding the terms of the London treaty of May 30, proceeded by forced marches to retake the territory from which they had been driven by the Bulgarians. By July 16 they had occupied Lule Burgas and Bunarhissar. Then they took Kirk Killesseh, and July 21 entered Adrianople after a brief conflict with the Bulgarian garrison.


TREATY OF BUCHAREST.

With his capital and country isolated from the world and surrounded by enemies, King Ferdinand was compelled to sue for peace and accept the terms imposed by Roumania, Servia and Greece. Austria-Hungary, with which Bulgaria was said to have a secret understanding, made a demand July 25 at Athens and Belgrade that hostilities cease, warning Greece and Servia that it would not allow Bulgaria to be too greatly humiliated. July 30 delegates representing Servia, Greece, Montenegro and Bulgaria met in Bucharest and agreed upon a five days' armistice. A peace conference was then held and an understanding was reached Aug. 6. Four days later, the terms of peace having been reduced to writing, a formal treaty of peace was signed, terminating the war between the allies and delimiting their frontiers. Bulgaria agreed to demobilize at once. The treaty was ratified Aug. 25.

The treaty fixed the meeting point of the new Servian, Bulgarian and Greek frontiers on the spur



M. MAJORESCU,
Rounania.



M. VENEZELOS,
Greece.



M. RADOSLAFOF,
Bulgaria.



M. PASHITCH,
Servia.

LEADING STATESMEN WHO ARRANGED BALKAN PEACE TREATY.

of the Belashitzza range northeast of Lake Doiran. The Serbo-Bulgarian frontier follows the watershed between the Struna and Vardar rivers, being slightly to the west so as to leave Struminitza in Bulgarian territory. Kotchana and Radovishte are on the Servian side of the line. The Serbo-Greek frontier runs southwest from Lake Doiran, past Gyevel (Servian), to a point due north of Vodena, where it turns west to the south end or near the south end of Lake Prespa. Vodena and Florina are on Greek territory. From Lake Doiran the Bulgar-Greek frontier runs east along the Belashitzza range to a point where the Saloniki-Monastir railway line reaches the Mesta river. On the Ægean shore the Mesta river separates the Greek and Bulgarian territory. Drama, Seres and the port of Kavala are on the Grecian side. Montenegro, by the terms of the treaty, was to receive an extension of territory east and south commensurate with the aid given Servia in the war against Bulgaria.

As the net result of the war with Turkey and the war between the allies Greece, it was estimated, gained 20,000 square miles of territory and 1,000,000 inhabitants; Servia, 19,000 square miles and 1,100,000 inhabitants; Bulgaria, 12,500 square miles and 500,000 inhabitants, and Rounania, 2,500 square miles and 250,000 inhabitants. Montenegro, it was thought, would gain about 2,000 square miles and possibly 200,000 inhabitants. The frontiers not having been exactly delimited in places, these estimates are subject to revision. It was calculated that the total population of the enlarged states in southeastern Europe would be approximately as follows: Rounania, 7,690,000; Bulgaria, 5,000,000; Greece, 4,500,000; Servia, 4,000,000; Albania, 2,000,000; Montenegro, 500,000.

Bulgaria was compelled to surrender a large part of its share of the territory assigned to it by the treaty of Bucharest. Soon after the conclusion of that convention negotiations were begun between representatives of Bulgaria and Turkey to fix a new frontier between the two states, and Sept. 13 the protocol of a treaty was signed. According to this the boundary line was established as follows: Beginning on the Black sea at the mouth of the Pasova river, immediately north of San Stefano, it runs to the old frontier near Devetly-Azatch, follows it as far as Soudjak, turns in a southerly direction, passing one and two-tenths miles south of Mustapha Pasha and the same distance east of Orlakol, joins the Maritza river at Mandra and follows the course of that stream as far as the Ægean sea. This left Adrianople in the possession of Turkey, together with the other great battle fields on which the Bulgarians won their greatest victories. The powers made no effort to enforce the treaty of Bucharest, so far as concerned the Enos-Middia frontier.

Turkey having regained much of the territory lost to the Bulgarians turned toward Greece with the object of recovering Kavala and other towns and lands along the Ægean sea, and warlike preparations were made on both sides. The Albanians recaptured Ochrída, Dibra and other small places

from the Servians. The latter hastened to retake them and was met by an ultimatum from Austria that they must surrender all the Albanian towns occupied by them.

CHRONOLOGY OF BALKAN WARS.

- 1912.
- Oct. 9—Montenegro begins war on Turkey.
Oct. 18—Bulgaria and Greece declare war on Turkey.
Oct. 24—Turks defeated by Bulgarians at Kirk Kellissh.
Oct. 29-31—Bulgarians win another big battle at Lule Burgas.
Nov. 1-2—Turks driven to forts at Tchatalja, near Constantinople.
Nov. 8—Greek army captures Saloniki.
Nov. 18—Servians capture Monastir.
Dec. 3—Protocol signed for peace conference in London.
Dec. 16—Peace conference begun.
1913.
- Jan. 1—Turks accede to most of demands made by allies.
Jan. 6—Turkey gives up island of Crete.
Jan. 10—Rounania demands the cession of Silistria from Bulgaria.
Jan. 14—Allies threaten to resume war owing to Turkey's delay in accepting peace terms in full.
Jan. 18—Powers in collective note ask Turkey to give up Adrianople.
Jan. 23—Enver Bey and young Turks forced cabinet to resign; Nazim Pasha slain in Constantinople.
Jan. 24—New Turkish cabinet announced with Mahmoud Shekret Pasha as grand vizier and minister of war.
Jan. 29—Peace negotiations in London broken off by allies.
Feb. 3—War resumed; bombardment of Adrianople continued.
Feb. 5—Turks defeated by Bulgarians near the River Kavak on the Gallipoli peninsula.
Feb. 8—Servians and Montenegrins attack Scutari; Turks defeated by Bulgarians in battle at Bulair, losing 6,000 men.
Feb. 12—Turkish government requests powers to intervene.
March 6—Greeks capture Janina.
March 20—Austria objects to bombardment of Scutari; King Nicholas of Montenegro refuses to discontinue siege.
March 22—Powers suggest terms of peace.
March 23—Austria presents ultimatum to Montenegro demanding suspension of military operations around Scutari.
March 25—Montenegro consents to permit civilian population of Scutari to leave the city; first line of defenses around Adrianople captured.
March 27—Adrianople surrendered to the allies by Shukri Pasha, the Turkish commander.
April 1—Turkey accepts terms of peace offered by the powers.
April 2—Tarabosch forts defending Scutari captured by Montenegrins.

April 4—Five European powers establish blockade of Montenegro coast.
 April 11—Bulgaria and Greece clash over possession of Saloniki; Servians withdraw from siege of Scutari.
 April 23—Montenegrin troops capture Scutari; Austria demands its evacuation.
 April 24—Austria notifies powers that they must turn Montenegro out of Scutari.
 April 29—Austrian troops massed on Montenegrin frontier.
 May 5—King Nicholas of Montenegro decides to evacuate Scutari at the demand of the powers.
 May 12—Allies agree to a second peace conference in London.
 May 14—International naval force takes possession of Scutari forts.
 May 23—Clashes between Greek and Bulgarian forces near Saloniki.
 May 28—Acute tension in relations of Bulgaria with Servia and Greece develops.
 May 30—Treaty of peace signed in London by delegates of allies and of Turkey.
 June 10—Battle between Servians and Bulgarians at Makres.
 June 11—Mahmoud Shekret Pasha assassinated in Constantinople.
 June 30—Bulgarians fight Servians and Greeks all along the line.
 July 4—Roumania mobilizes its army; Greeks capture Kilkish from Bulgarians.
 July 9—Seres captured by Greeks from Bulgarians; Kavala evacuated by latter.
 July 11—Roumania declares war on Bulgaria; Roumanian troops occupy city of Silistria without opposition.
 July 12—Turkish armies resume war on Bulgaria and march to Adrianople is begun.

July 14—King Ferdinand denies stories of Bulgarian atrocities.
 July 17—King Constantine of Greece tells of Bulgarian outrages; King Ferdinand again denies them.
 July 21—Turks recapture Adrianople.
 July 22—Bulgarian capital isolated from world by surrounding states.
 July 23—King Ferdinand proposes immediate cessation of hostilities.
 July 24—King Ferdinand protests to powers against Turkish invasion.
 July 25—Austria demands immediate cessation of hostilities by Greece and Servia.
 July 30—Five days' armistice agreed to by delegates of Servia, Greece, Montenegro and Bulgaria at conference in Bucharest.
 Aug. 6—Terms of peace agreed to by delegates in Bucharest.
 Aug. 7—Powers demand evacuation of Adrianople by Turks.
 Aug. 10—Peace treaty signed in Bucharest.
 Aug. 25—Balkan peace treaty ratified.
 Sept. 18—Bulgaria and Turkey sign protocol of treaty defining new frontier; Adrianople remains in possession of Turks.
 Sept. 22—Greeks seize American mission school at Koritsa, Albania.
 Sept. 26—Greece prepares for war with Turkey; Ottomans wish to recover port of Kavala.
 Sept. 27—Albanians take Kitchevo, Jakovo, Ochrída and other towns from Servia.
 Sept. 29—Treaty of peace between Turkey and Bulgaria formally signed.
 Oct. 2—Servians reoccupy Ochrída, Dibra and other towns taken by Albanians.
 Oct. 18—Austria sends ultimatum to Servia to evacuate points in Albania occupied by Servian troops.

VALUES OF RARE AMERICAN COINS.

The prices given are those quoted for the rarest of each denomination by dealers in New York and Chicago:

GOLD COINS.		Date.	Value.
TEN DOLLARS—EAGLE.			
Date.	Value.	1828\$15 to 20
1797 <small>(small eagle)</small>	\$20 to \$22	1829 15 to 18
1798 20 to 25	1829 (new type).	17 to 20
FIVE DOLLARS—HALF-EAGLE.			
1795 <small>(small eagle)</small>	\$6 to \$8	1830 8 to 12
1795 <small>(large eagle)</small>	15 to 18	1831 8 to 12
1796 7 to 10	1832 9 to 14
1797 <small>(small eagle)</small>	12 to 15	1833 7 to 10
1797 <small>(large eagle)</small>	15 to 20	FOUR DOLLARS.	
1798 <small>(small eagle)</small>	20 to 30	1879\$12 to \$15
1815 75 to 100	1880 20 to 25
1819 10 to 15	THREE DOLLARS.	
1820 8 to 10	1875\$20 to \$30
1821 10 to 15	Any date..... 3.55	
1822100 to 150	QUARTER-EAGLE (\$2.50).	
1823 8 to 10	1796 (with stars)	\$12 to \$18
1824 16 to 20	1797 10 to 15
1825 9 to 14	1826 15 to 20
1826 10 to 15	ONE DOLLAR.	
1827 9 to 14	1864 \$5 to \$3
		1875 8 to 12
		Any date..... 1.60	
SILVER COINS.			
DOLLARS.			
1794\$20 to \$40	1851\$20 to \$30
1804 650 to 3,600	1852 20 to 39
1838 <small>(flying eagle)</small>	30 to 50	1858 15 to 20
1839 <small>(flying eagle)</small>	25 to 35		

Date.	HALF-DOLLARS.	Value.	
1796	\$20 to \$35	
1797	15 to 25	
1838 (mint mark "O" bet. date and bust).	15 to 30		
1853 (without arrow heads at date).....	20 to 30		
QUARTER-DOLLARS.			
Date.	Value.	1802 \$2.00 to \$4.00
1823\$20 to \$30	1804 5.00 to 10.00
1827 30 to 50	THREE-CENT PIECES.	
1893 Col. (Isabella).....	40c	1864\$1.00 to \$1.50
TWENTY-CENT PIECES.			
1874 \$2 to \$4	HALF-DIMES.	
1877 1 to 2	1794 \$1.50 to \$3.00
DIMES.			
1797 \$2.00 to \$4.00	1796 1.50 to 2.50
1800 2.00 to 3.50	1802 20.00 to 40.00
1805 2.00 to 3.00	1805 2.00 to 3.00
NICKEL COINS.			
FIVE-CENT PIECES.			
187775 to \$1.00	THREE-CENT PIECES.	
COPPER COINS.			
TWO-CENT PIECES.			
1873 \$1 to \$2	1836 \$4.00 to \$8
CENTS.			
1793 \$1 to \$5	1840 2.00 to 7
1799 4 to 15	1841 2.00 to 7
1804 3 to 10	1842 3.00 to 10
HALF-CENTS.			
179350 to \$3	1843 2.00 to 7
1796 5.00 to 25	1844 2.00 to 7
180250 to 2	1845 2.00 to 7
1802 (small date)	2.50 to 8	1846 2.00 to 10
1831 3.00 to 10	1847 4.00 to 12
		1848 3.00 to 10
		1849 2.50 to 8
		1852 2.00 to 6

THE PAN-AMERICAN UNION.

The Pan-American union was established upon the recommendation of the first international American conference in 1890 for the purpose of maintaining closer relations between the republics of the western hemisphere. Its duties have been broadened since then and it is now a general clearing house of information concerning the nations of North, South and Central America. It publishes a monthly bulletin in which are given the latest official data concerning the resources, commerce and other features of the republics. The officers of the union occupy a fine building at the corner of 17th

street and Potomac park in Washington, D. C. The structure, which was built with money given by Andrew Carnegie, was dedicated April 26, 1910. Following are the officers:

- Director-General—John Barrett.
- Assistant Director—Francisco J. Yanes.
- Chief Statistician—William C. Wells.
- Chief Clerk—Franklin Adams.
- Chief Translator—Emilio M. Amores.
- Librarian—Charles E. Babcock.
- Special Compilers—Albert Hale, C. E. Albes.

THE CARNEGIE HERO FUND.

April 15, 1904, Andrew Carnegie placed in the hands of a commission the sum of \$5,000,000 to be known as "the hero fund." Its purpose is to reward with medals and money the men and women who perform heroic deeds, or, in case they lose their lives, to care for those dependent upon them. Widows are given support until they remarry and children are given allowances until they are 16 years of age. Only such as follow peaceful vocations on sea or land in the United States and Canada are eligible to become beneficiaries of the fund. The first awards of medals and money were made in May and others in October, 1905.

Up to Jan. 1, 1913, the commission had awarded \$1,019,668.96 in cash to persons showing great bravery in the face of danger and to the nearest relatives of heroes who died in rescuing or attempting to rescue persons in danger. There had also been awarded 31 gold medals, 185 silver medals and 228 bronze medals. The pensions in force Jan. 15, 1913, amounted to \$58,380 a year.

AWARDS MADE NOV. 1, 1912.

James Peency, laborer, died in attempting to save John H. McGee from electric shock in Pittsburgh, Pa., April 13, 1912; silver medal and \$25 a month pension to widow with \$5 a month for each of five children.

Leo J. Lockard, schoolboy, aged 12, died trying to save John A. Roberts from drowning at Altoona, Pa., Dec. 10, 1911; silver medal and \$250 to father.

Joseph K. Isenberg, contractor, saved Arabella V. and Paul K. Crist from a runaway in Altoona, Pa., Dec. 25, 1910; silver medal and \$1,000.

Fred L. Manevel, brakeman, saved Elna Newburg from being run over by train at Ridgway, Pa., July 19, 1907; bronze medal and \$1,000.

Biddle Hiles, bank cashier, aged 56, saved man from enraged bull at Salem, N. J., June 11, 1910; bronze medal.

John L. LaMarche, street car conductor, saved L. L. Slipp from drowning at Watertown, Mass., Oct. 8, 1908; bronze medal.

Samuel N. Parks, physician, attempted to save T. E. Meley, well digger, from suffocation at De Soto, Tex., April 27, 1909; bronze medal.

James J. Doyle, fireman, saved Able T. Danforth, aged 83, from being run over by train at Royalton, Vt., Aug. 30, 1910; bronze medal.

William B. Hutton, foreman, helped to save William Porter, stockman, from suffocation in Los Angeles, Cal., Aug. 19, 1911; bronze medal and \$1,000.

John W. Freeman, salesman, rescued Johnnie Porter, aged 13, from runaway at Fort Smith, Ark., Dec. 25, 1908; bronze medal and \$1,000.

Thomas W. Erwin, foreman, saved Jetta W. Caudill from being run over by a train at Clyffside, Ky., Sept. 5, 1910; bronze medal and \$1,000.

Roy T. Hughes, farmer, saved ten children from drowning at Letot, Tex., May 24, 1908; bronze medal and \$1,000.

I. Newton Law, ranchman, helped to save four children from drowning at Letot, Tex., May 24, 1908; bronze medal and \$1,000.

Nathan Record, negro farmer, helped to save three children from drowning at Letot, Tex., May 24, 1908; bronze medal and \$1,000.

James A. Bales, farmer, saved W. B. Fowler from suffocation at McKinney, Tex., Nov. 14, 1910; bronze medal and \$1,000.

Elijah A. Walker, laborer, tried to save John R. Northcutt from suffocation at Palopinto, Tex., Aug. 19, 1910; bronze medal and \$1,000.

George A. Bitch, laborer, saved John R. Northcutt from suffocation at Palopinto, Tex., Aug. 19, 1909; bronze medal and \$1,000.

George H. Paul, aged 52, farm hand, attempted to save William Hamilton from being run over by a train at California, Ky., Oct. 2, 1911; bronze medal and \$1,000.

E. Thompson Benbow, farmer, helped to save Pearl Drummond, aged 15, from drowning at Bryan, Tex., Aug. 18, 1911; bronze medal and \$1,000.

J. Archie Roblison, farmer, helped to save Pearl Drummond from drowning at Bryan, Tex., Aug. 18, 1911; bronze medal and \$1,000.

Miss Marion P. Greiner, aged 17, a factory hand, saved Lora Madon from drowning at Plattsburg, N. Y., May 1, 1911; bronze medal and \$1,000.

Charles A. W. Hansen, deck hand, helped to save J. A. Jones from drowning at Galveston, Tex., July 21, 1909; bronze medal and \$1,000.

Klaus L. Larsen, deck hand, helped to save Joe A. Jones and others from drowning at Galveston, Tex., July 21, 1909; bronze medal and \$1,000.

S. A. Anderson, farm hand, saved Robert B. Walker from suffocation at Collinsville, Tex., July 4, 1911; bronze medal and \$1,000.

William H. McDaniel, farmer, saved Alonzo A. Smith, well-digger, from suffocation at Kosse, Tex., Sept. 22, 1909; bronze medal and \$1,000.

Henry J. Schanewerk, switchman, saved man from a runaway locomotive at Fort Worth, Tex., July 9, 1909; bronze medal and \$1,000.

Thomas J. Gibbons, pit motorman, saved two men from suffocation at Cokedale, Col., Feb. 10, 1911; bronze medal and \$1,000.

Arvey N. Florence, painter, helped in attempt to save W. H. Arrasmith from electric shock in Cincinnati, O., Aug. 7, 1911; bronze medal and \$1,000.

Benjamin F. Langsdale, painter, assisted in foregoing case; bronze medal and \$1,000.

Challen A. West, express agent, assisted in Arrasmith case; bronze medal and \$1,000.

Edward W. Hargett, Sr., restaurant proprietor, tried to rescue Nora A. Higdon and Anna E. Wendelbor from a runaway at Globe, Ariz., March 6, 1909; bronze medal and \$1,000.

Robert McD. Logan, Jr., schoolboy, saved William B. Schell, aged 12, from drowning at Fort Worth, Tex., July 25, 1911; bronze medal and \$2,000. Logan, who could not swim, mounted a pony and swam it into the stream toward Schell. When the latter came up near by, unconscious, Logan grasped him by the hair and gulped the pony to the bank, drawing Schell with him. Schell was revived.

W. Sterrett Parkinson, aged 17, student, saved Charles L. Graham, aged 8, from drowning at Carlisle, Pa., July 15, 1911; bronze medal and \$2,000.

John G. Wolfe died in attempting to save A. R. Eltringham from drowning at Fairview, Pa., July 4, 1907; bronze medal and \$1,000.

C. Bert Raymond, office boy, died saving Hershel F. Shiby, aged 12, from drowning at Indianapolis, Ind., June 10, 1911; bronze medal and \$30 a month to mother for five years.

Walter A. Smith, died in trying to save Frederick H. Voorhis, aged 4, from drowning at Middletown, O., July 11, 1912; bronze medal, \$500 and \$50 a month to widow with \$5 a month for daughter.

Louis G. Burkhalter, machinist, died in an attempt to save Ruth E. Mastellar and Veda G. Hemstock from drowning at Bradley, Ill., July 28, 1912; bronze medal and \$55 a month to widow and \$5 a month for each of two children.

T. William Hutchins, clerk, died as a result of trying to save Lella de Liorens from drowning at Ship Island, Miss., July 17, 1910; bronze medal and \$40 a month to widow with \$5 a month for each of two children.

Michael O'Loughlin, aged 68, laborer, died attempting to save Patrick McMahon from suffocation at Stoneham, Mass., Oct. 11, 1909; bronze medal to widow, and \$20 a month for five years, or \$1,200 otherwise as needed.

James Higgins, laborer, aged 63, saved Patrick McMahon from suffocation at Stoneham, Mass., Oct. 11, 1909; bronze medal.

Francis E. Park, physician, helped to save Patrick McMahon from suffocation at Stoneham, Mass., Oct. 11, 1909; bronze medal.

J. Louis Little, fisherman, helped to save four men from drowning at Bonavista, N. F., Sept. 19, 1907; silver medal and \$1,500.

Robert Brown, collector, helped in Bonavista rescue; bronze medal and \$1,000.

James C. Little, fisherman, assisted in Bonavista rescue; bronze medal and \$1,000.

William Ford, fisherman, assisted in Bonavista rescue; bronze medal and \$1,000.

James Ford, fisherman, assisted in Bonavista rescue; bronze medal and \$1,000.

Eli Paul, fisherman, assisted in Bonavista rescue; bronze medal and \$1,000.

Richard S. Stokes, aged 74, saved three persons from drowning at Lometa, Tex., July 19, 1911; silver medal and \$1,000.

Lance H. Mardiss, farm hand, tried to save Charles A. Hill from suffocation at Naco, Ariz., June 17, 1908; silver medal and \$1,000.

H. Frank Fizer, foreman, saved Thomas Bowen, foreman, and seven other men from a cave-in in a tunnel at Santa Barbara, Cal., April 7, 1912. Fizer discovered that a cave-in, which would cause water to back to the face of the workings, was imminent two miles from the entrance. In order to warn the other men he waded back in the tunnel a distance of over 4,400 feet, through water from 12 to 20 inches deep; all escaped; silver medal and \$1,000.

Lafayette L. Davis, blacksmith, saved Alonzo M. Barnett from suffocation at Bangs, Tex., May 14, 1907; silver medal and \$1,000.

Dennis P. Morgan, farm hand, saved Armanda L. Briscoe, aged 60, from drowning at Gustine, Tex., Sept. 6, 1910; silver medal and \$1,000.

Henry W. Burge, farm hand, saved Walter C. Bailey from suffocation at Delba, Tex., March 6, 1911; silver medal and \$1,000.

William T. Howard, farm hand, saved Thos. R. Lewis and J. E. Rogers from suffocation at Parker, Tex., July 5, 1911; silver medal and \$1,000.

Alvin J. Miller, laborer, saved Hugh and Henry Cooper from suffocation at Rising Star, Tex., April 5, 1910; silver medal and \$1,000.

Robert A. Atkinson, driver, died in attempting to save one or more of three persons from suffocation in Cincinnati, O., June 4, 1912; silver medal and \$25 a month pension to mother.

Joseph Schlageter, Jr., driver, attempted to save Anna Espelage from suffocation in Cincinnati, O., June 4, 1912; bronze medal and \$1,000.

Percy Walker, hotel proprietor, died in trying to save A. P. Henriekson from drowning at Keen Camp, Cal., Feb. 29, 1912; silver medal and \$50 a month to widow with \$5 a month for each of two children.

George W. T. Snare, attempted to save Percy Walker from drowning at Keen Camp, Cal., Feb. 29, 1912; bronze medal.

AWARDS MADE JAN. 15, 1913.

W. Roy Stokes, schoolboy, aged 12, died in attempting to save three children from drowning at Coral, Pa., Jan. 18, 1908; silver medal and \$1,000 to father.

Frank Beaumont, aged 36, farmer, died in attempting to save his nephew, aged 9, from drowning at Beaumaris, Ont., July 27, 1912; silver medal to father.

Louis C. Scholl, carpenter, saved Raymond C. Lanfar from drowning at Santa Cruz, Cal., July 9, 1911; bronze medal and \$1,000.

Clarence Van Nostrand, aged 16, attempted to save three children from drowning at Glen Cove, N. Y., Jan. 8, 1911; bronze medal and \$1,000.

John McBride, laborer, saved Cyrus L. Nall from drowning at Tarpon, Tex., March 9, 1910; bronze medal and \$1,000.

William H. Prather, deck hand, saved F. W. Pheasant from drowning at Knights Landing, Cal., May 27, 1911; bronze medal and \$1,000.

John V. Hagemann, laborer, rescued David C. Schlueter and Minnie L. Schlueter from a runaway in Elgin, Ill., June 22, 1906; bronze medal and \$1,000.

Ernest E. Boggs, machinist, attempted to save Ray S. Utter from burning at Hood River, Ore., May 18, 1910; bronze medal, \$25 disbursement benefits and \$1,000.

Rodney A. Perry, aged 13, schoolboy, saved Albert B. Collins from drowning at Alton, Me., Dec. 1, 1909; bronze medal and \$2,000.

Walter B. Wallace, aged 36, chief clerk, died in attempting to save Cathleen B. Suggs, Sallie C. McLean and Mary E. Wolfe from drowning at Santa Rosa Island, Fla., June 22, 1911; bronze medal and \$50 a month to widow.

Adam A. Oberst, stationary fireman, died in attempting to save Charles A. Carr from suffocation at Carpentersville, Ill., Feb. 6, 1911; bronze medal and \$25 a month to mother.

Cecil R. Karberg, aged 19, reporter, died in attempting to save Dorothy McGrew, aged 13, from drowning at La Jolla, Cal., Aug. 6, 1911; bronze medal and \$500 to mother.

Charles L. Clovell, superintendent of public works, saved four women from drowning at Wellington, Kas., June 29, 1908; silver medal.

Austin M. Morgan, real estate dealer, saved William E. Mason, minister, from assassination at Cleburne, Tex., Dec. 7, 1907; silver medal.

Lorenzo Ortiz, track laborer, saved A. S. Townes from drowning at Oklahoma City, Okla., Jan. 27, 1912; silver medal and \$500.

Magdaleno Bargas, track laborer, saved S. B. Townes, Jr., from drowning at Oklahoma City, Okla., Jan. 27, 1912; silver medal and \$500.

Sydney Metzler, dentist, saved Annie Newton, aged 12, from drowning at Whycoomagh, N. S., Oct. 25, 1909; silver medal and \$1,000.

James A. Miller, foreman, tried to save two men from a cave-in at Liberal, Kas., Oct. 14, 1911; silver medal and \$1,000.

Allen W. McDowell, tool dresser, saved Jessie P. and James R. Bateson from drowning at Delaware, Okla., Jan. 22, 1910; silver medal and \$1,545 disbursement benefits.

William P. Murley, farmer, attempted to save J. Anstln Lott from a runaway at Capron, Okla., Feb. 8, 1911; silver medal, \$1,000 disbursement benefits and \$1,000 toward liquidating indebtedness.

Miss Doris E. Lewis, aged 14, school girl, saved Benjamin W. Draper, aged 7, from drowning at Cowansville, Que., Nov. 25, 1911; silver medal and \$2,000.

Albert C. Zelner, roofer and slater, died in attempting to save Chas. P. Sullivan, aged 7, from a live electric wire at Burlington, Vt., Sept. 7, 1912; silver medal, \$800 to liquidate mortgage and \$45 a month to widow with \$5 a month for a son.

Edwin S. Newlin, farmer, died in attempting to save two girls from drowning at Emporia, Kas., July 17, 1912; silver medal to son and \$20 a month to each of three children.

Carl B. Warren, farmer and blacksmith, died in attempting to save Rupert E. Tohey, aged 5, from drowning at Vassaboro, Me., May 19, 1912; bronze medal to father, pension of \$25 a month to father or mother for life and \$750 to liquidate their indebtedness.

C. Henry Carr, aged 15, schoolboy, died in attempting to save George H. Cronin, aged 17, from drowning at Lynn, Mass., July 2, 1912; bronze medal and \$1,000 to mother.

AWARDS MADE APRIL 25, 1913.

Thomas P. Cahill saved Isabella Mandel, aged 3, from being run down by street car in Pittsburgh, Pa., April 27, 1912; bronze medal and \$1,000.

William J. Reidy, carpenter, saved Abraham Hildebrand from suffocation at Gresham, Ore., Nov. 8, 1904; bronze medal.

Alexander Johnston died in trying to save two men from suffocation at Etna, Pa., June 11, 1912; silver medal and pension of \$75 a month to widow with \$5 a month to her young son.

Oswald G. Beck died in trying to save Alexander Johnston from suffocation at Etna, Pa., June 11, 1912; silver medal to widow with pension of \$55 a month and \$5 a month for her young daughter.

Lawrence E. Riddle, superintendent, tried to save Johnston, Beck and Meyer from suffocation at Etna, Pa., June 11, 1912; silver medal.

Charles R. Lilly, station master, saved M. Frances Gooding, aged 4, from being run over by a train at Graffton, W. Va., May 4, 1912; bronze medal and \$900.

Edgar H. Sherman, grocer, rescued Mabel McCatley from a runaway at Marion, Iowa, March 3, 1911; bronze medal and \$1,000.

Miss Lillamae Formby, aged 22, school teacher, saved Ethel R. Y'Blod, aged 19, from being run over by a train at Waldo, Ark., Aug. 2, 1912; bronze medal and \$1,000.

Ralph E. Mazey, baggage master, saved Harriett E. Malcolm and Lottie Hollenberg from being run over by a train at Monmouth, Ill., May 12, 1908; bronze medal and \$1,000.

Samuel Nasser, weaver, saved Edward S. Whelan, aged 4, from burning at Elmira, N. Y., April 12, 1912; bronze medal and \$1,000.

David Phillips, mine fore boss, saved Martin A. Wright, aged 79, from being run over by a train at Snowden, Pa., June 11, 1912; bronze medal and \$1,000.

William J. Arthur, salesman, saved Benjamin J.

Vetrono from drowning at Erie, Pa., Aug. 25, 1912; bronze medal and \$1,000.

Bernard C. King, clerk, saved Ralph C. Brown, a boy, from drowning at Warren, Pa., Dec. 28, 1912; bronze medal and \$1,000.

Alexander E. Shearer, lamp tender, saved two children from burning at Dingville, W. Va., Sept. 26, 1912; bronze medal and \$1,000.

Alvin M. Crafton, farmer, saved another farmer and a schoolboy from drowning at Sidney, Ark., July 4, 1912; bronze medal and \$1,000.

Elliott D. Nichols, Jr., schoolboy, saved F. B. Fleck from drowning at Watts Falls, N. Y., July 29, 1906; bronze medal and \$1,000.

William M. Orr, sawmill operator, saved W. McDonald Morriss, aged 10, from drowning at Glade Spring, Va., March 16, 1912; bronze medal and \$1,000.

James Reynolds, foreman of linemen, saved John C. Jackson, lineman, from electric shock at New Haven, Conn., Sept. 1, 1908; bronze medal and \$1,300.

Joseph T. Holland, clerk, attempted to save Hazel M. Murray from drowning at Erie, Pa., Aug. 21, 1912; bronze medal and \$2,000.

Sheldon V. Clarke, student, saved J. B. Duke from drowning at Williamsport, Pa., June 3, 1912; bronze medal and \$2,000.

J. Floyd Fraser, schoolboy, saved W. K. Williams from drowning at Dulaney, Tex., May 28, 1911; bronze medal and \$2,000.

R. Kenneth Oliver, schoolboy, saved little girl from being run over by a train at Tampico, Ill., March 15, 1912; bronze medal and \$2,000.

James O. London, foreman, died in attempting to save a boy from drowning at Mahoning, Pa., June 30, 1912; bronze medal and pension of \$55 a month to widow with \$5 a month for each of four children.

E. Gertrude Semon saved Elizabeth G. King from burning at Galesburg, Ill., Dec. 14, 1910; silver medal and \$1,000.

Iram Kevorkian, laborer, saved Henry J. Lutz, candy maker, from drowning at Niagara Falls, N. Y., May 19, 1912; silver medal and \$1,000.

Martin D. Wade, flagman, tried to save a schoolboy from being run over by a train at Mount Alto, Pa., March 2, 1912; silver medal and \$1,000.

Joseph M. Friel, brakeman, saved Agnes E. Walsh from being run over by a train at Riverton, Pa., Oct. 25, 1912; silver medal and \$1,000.

Patrick J. Reidy, conductor, saved Thomas Hayes,

aged 6, from being run over by a train at Buffalo, N. Y., June 28, 1906; silver medal and \$1,000.

Stanislaus Oriemanski, crossing watchman, tried to save unidentified man from being run over by a train at Erie, Pa., July 24, 1912; silver medal and \$1,000.

Charles G. Davis, laborer, saved W. F. Gorman, well digger, from suffocation at Charlotte, N. C., Sept. 19, 1911; silver medal and \$2,000.

Alvah H. Gibson, aged 14, of Milwaukee, Wis., helped save H. C. Warren, aged 15, from fall following electric shock at Kalamazoo, Mich., April 16, 1912; silver medal and \$2,000.

Roy W. Carney, detective, helped in preceding rescue; silver medal and \$1,000.

William W. Webster, merchant, died in attempting rescue of H. C. Warren (see above); silver medal and pension of \$70 a month to widow with \$5 a month for each of two children.

Herbert R. Cornell, schoolboy, died in trying to save Carl C. Henry, aged 12, from drowning at Athens, O., June 28, 1912; silver medal and \$600 to father.

John T. Brooke, teacher, died attempting to save student and teacher from drowning at San Mateo, Cal., Aug. 15, 1907; silver medal and \$1,000 to father.

George W. Smith, teacher, died in same rescue attempt that cost the life of John T. Brooke; bronze medal and \$1,000 to mother.

Peter W. H. Finney, farmer, died attempting to save John Thomas, well digger, from suffocation at Snake Creek, Va., May 26, 1911; silver medal and monthly pension of \$25 to sister.

Charles Thomas, laborer, died attempting to save Joseph E. Murphy, contractor, from suffocation at Circleville, O., Sept. 16, 1912; silver medal, \$100 cash and monthly pension of \$30 to widow with \$5 a month for each of four children.

Elias B. Adams, crossing watchman, died attempting to save Olivia R. Schmidt from being run over by a train at Dayton, O., Nov. 14, 1912; silver medal and pension of \$25 a month to widow.

HERO FUND COMMISSION, 1913.

President—Charles L. Taylor.

Vice-president—W. J. Holland.

Treasurer—J. H. Reed.

Secretary and manager—F. M. Willmot.

Office in Carnegie building, Pittsburgh, Pa.

CARNEGIE INSTITUTION OF WASHINGTON.

The Carnegie institution was endowed by Andrew Carnegie with \$10,000,000 and incorporated under the laws of the District of Columbia Jan. 4, 1902. Incorporation by act of congress was effected April 28, 1904, section 2 of such act of incorporation specifies that the objects of the corporation shall be to encourage, in the broadest and most liberal manner, investigation, research and discovery and the application of knowledge to the improvement of mankind. Three principal agencies to forward these objects have been developed, namely:

First, large projects or departments of work whose execution requires continuous research by a corps of investigators during a series of years.

Secondly, minor projects, which may be carried out by individual experts in a limited period of time.

Thirdly, publication of the results of investigations made under the auspices of the institution, and for certain works which would not otherwise be readily printed. These publications are not distributed gratis except to a limited list of the greater libraries of the world.

Dec. 4, 1907, Mr. Carnegie added \$2,000,000 to the endowment of the institution, and Jan. 20, 1911, he gave \$10,000,000 more, making the total endowment \$22,000,000.

The larger projects now under way and the names of the department directors or investigators are as follows:

Botanical research—D. T. MacDougal.
Economics and sociology—Henry W. Farnam.
Experimental evolution—Charles B. Davenport.

Geophysics—Arthur L. Day.

Historical research—J. F. Jameson.

Marine biology—A. G. Mayer.

Meridian astronomy—Benjamin Boss.

Nutrition—F. G. Benedict.

Solar physics—George E. Hale.

Terrestrial magnetism—A. L. Bauer.

The officers are as follows:

President of the institution—Robert S. Woodward.

Officers of the board of trustees—Elihu Root, vice-chairman; C. H. Dodge, secretary.

Executive committee—William H. Welch, chairman; S. Weir Mitchell, Elihu Root, Robert S. Woodward, C. H. Dodge, C. D. Walcott, William Barclay Parsons.

Trustees—Robert S. Brookings, John L. Cadwalader, Cleveland H. Dodge, Simon Flexner, W. N. Frew, Henry L. Higginson, Charles L. Hutchinson, Seth Low, S. Weir Mitchell, Andrew J. Montague, William W. Morrow, Elihu Root, William Barclay Parsons, Henry S. Pritchett, Martin A. Ryerson, Charles D. Walcott, Henry P. Walcott, Andrew D. White, Robert S. Woodward, William H. Taft, William H. Welch, George W. Wickersham.

The administration building of the institution is located on the southeast corner of 16th and P streets, N. W., Washington, D. C. The institution, however, is neither a branch of nor subject to any special regulations of the United States government. Neither is it a college or a university, nor does it maintain a library or museum. A prospectus of work and a list of publications may be obtained upon application to the president.

WORK OF 62D CONGRESS—THIRD SESSION.

Session began Dec. 3, 1912; ended March 4, 1913. Total appropriations (1913-1914), \$1,098,647,960.21.

Act to create a department of labor; passed by house July 10, 1912; by senate Feb. 26, 1913; approved March 4, 1913.

Act to amend the act to regulate commerce by providing for a valuation of the several classes of property of carriers subject thereto; passed by house Dec. 5, 1912; by senate Feb. 24, 1913; approved March 1, 1913.

Act divesting intoxicating liquors of their interstate character in certain cases; passed by senate Feb. 10, 1913; by house Feb. 11; vetoed by president Feb. 28; passed by senate over veto Feb. 28; passed by house over veto March 1, 1913.

Act restricting the issuance of interlocutory injunctions to suspend the enforcement of the statute of a state or of an order made by an administrative board or commission created by and acting under the statute of a state; passed by senate Feb. 25; by house March 3; approved March 4, 1913.

Act relating to the limitation of the hours of daily service of laborers and mechanics employed upon a public work of the United States, etc.; passed by house July 31, 1912; by senate Jan. 20, 1913; approved March 3, 1913.

Act to authorize the collection of the military and naval records of the revolutionary war with a view to their publication; passed by the senate Jan. 22, 1912; by the house Feb. 28, 1913; approved March 2, 1913.

Act providing for publicity in taking evidence in trust cases; passed by senate Feb. 11, 1913; by house March 2; approved March 3, 1913.

Act making appropriations for the naval service and providing for the increase of the navy; passed by the house Feb. 26, 1913; by senate Feb. 28; approved March 4, 1913.

Act incorporating the National Institute of Arts and Letters; passed by house June 17, 1912; by senate Jan. 23, 1913; approved Feb. 4, 1913.

Act making Shelby M. Cullom special resident commissioner to represent Lincoln memorial commission in erection of memorial in Washington, D. C.; passed by senate Feb. 28, 1913; by house March 2; approved March 3, 1913. (See Abraham Lincoln memorial in Washington, D. C., this volume.)

Joint resolution approving plan and location for a Lincoln memorial; passed by senate Jan. 24, 1913; by house Jan. 29; approved Feb. 3. (See Abraham Lincoln memorial, this volume.)

Act extending power of the commissioner-general of immigration to the supervision of immigrants to their destination and to establish immigrant stations; passed by house Dec. 16, 1912; by senate Jan. 18, 1913; approved Feb. 25, 1913.

Act to amend an act to parole United States prisoners; passed by house March 21, 1912; by senate Jan. 18, 1913; approved Jan. 23, 1913.

MEASURES THAT FAILED.

Bill making appropriations for the sundry civil expenses of the government; passed by house Feb. 21, 1913; by the senate Feb. 28; vetoed by president March 4, 1913.

Bill to regulate the immigration of aliens to and residence of aliens in the United States; passed by senate April 20, 1912; by house Dec. 18, 1912; vetoed by president Feb. 14, 1913; passed over veto by senate Feb. 18; house refused to pass bill over veto Feb. 19.

Joint resolution proposing an amendment to the constitution of the United States making the presidential term six years without re-election; passed senate Feb. 1, 1913; no action taken in house.

DEPARTMENT OF LABOR.

There is hereby created an executive department of the government to be called the department of labor, with a secretary of labor, who shall be the head thereof, to be appointed by the president with the consent of the senate, and who shall receive a

salary of \$12,000 per annum, and whose tenure of office shall be like that of the heads of the other executive departments. The department of commerce and labor shall hereafter be called the department of commerce, and the secretary thereof shall be called the secretary of commerce. The purpose of the department of labor shall be to foster, promote and develop the welfare of the wage earners of the United States, to improve their working conditions and to advance their opportunities for profitable employment.

There shall be in the department an assistant secretary of labor, to be appointed by the president, who shall receive a salary of \$5,000 a year. He shall perform such duties as shall be prescribed by the secretary or required by law. There shall also be one chief clerk and a disbursing clerk and such other assistants, inspectors and special agents as may from time to time be provided for by congress.

The following named offices, bureaus, divisions and branches of the public service now and heretofore under the jurisdiction of the department of commerce and labor, known as the commissioner-general of immigration, the commissioners of immigration, the bureau of immigration and naturalization, the division of information, the division of naturalization, the immigration service at large, the bureau of labor, the children's bureau and the commissioner of labor, are hereby transferred from the department of commerce and labor to the department of labor, and the same shall hereafter remain under the jurisdiction and supervision of the last-named department. The bureau of immigration and naturalization is hereby divided into two bureaus, to be known hereafter as the bureau of immigration and the bureau of naturalization, and the titles chief division of naturalization and assistant chief shall be commissioner of naturalization and deputy commissioner of naturalization. The commissioner of naturalization, or, in his absence, the deputy commissioner of naturalization, shall be the administrative officer in charge of the bureau of naturalization and of the administration of the naturalization laws under the immediate direction of the secretary of labor, to whom he shall report directly upon all naturalization matters annually and as otherwise required, and the appointments of these two officers shall be made in the same manner as appointments to competitive classified civil service positions. The bureau of labor shall hereafter be known as the bureau of labor statistics, and the commissioner of the bureau of labor shall hereafter be known as the commissioner of labor statistics, and all the powers and duties heretofore possessed by the commissioner of labor shall be retained and exercised by the commissioner of labor statistics, and the administration of the act of May 30, 1908, granting to certain employes of the United States the right to receive from it compensation for injuries sustained in the course of their employment.

The bureau of labor statistics, under the direction of the secretary of labor, shall collect, collate and report at least once each year, or oftener if necessary, full and complete statistics of the conditions of labor and the products and distribution of the products of the same, and to this end the secretary shall have power to employ any or either of the bureaus provided for his department and to rearrange such statistical work and to distribute or consolidate the same as may be deemed desirable in the public interests, and the secretary shall also have authority to call upon other departments of the government for statistical data and results obtained by them, and the secretary of labor may collate, arrange and publish such statistical information so obtained in such manner as to him may seem wise.

The secretary of labor shall have charge, in the buildings or premises occupied by or appropriated to the department of labor, of the library, furniture, fixtures, records and other property pertaining to it or hereafter acquired for use in its business; he shall be allowed to expend for periodicals and the purposes of the library and for rentals of appropriate quarters for the accommodation of the

department of labor within the District of Columbia, and for all other incidental expenses, such sums as congress may provide from time to time. All officers, clerks and employes now employed in any of the bureaus, offices, departments or branches of the public service in this act transferred to the department of labor are each and all transferred to said department at their present grades and salaries, except where otherwise provided in this act. All laws prescribing the work and defining the duties of the several bureaus, offices, departments or branches of the public service by this act transferred to and made a part of the department of labor shall, so far as the same are not in conflict with the provisions of this act, remain in full force and effect, to be executed under the direction of the secretary of labor.

There shall be a solicitor of the department of justice for the department of labor, whose salary shall be \$5,000 per annum.

The secretary of labor shall have power to act as mediator and to appoint commissioners of conciliation in labor disputes whenever in his judgment the interests of industrial peace may require it to be done; and all duties performed and all power and authority now possessed or exercised by the head of any executive department in and over any bureau, office, officer, board, branch or division of the public service by this act transferred to the department of labor, or any business arising therefrom or pertaining thereto, or in relation to the duties performed by and authority conferred by law upon such bureau, officer, office, board, branch or division of the public service, whether of an appellate or revisory character or otherwise, shall hereafter be vested in and exercised by the head of the department of labor.

The secretary of labor shall annually, at the close of each fiscal year, make a report in writing to congress, giving an account of all moneys received and disbursed by him and his department and describing the work done by the department. He shall also, from time to time, make such special investigations and reports as he may be required to do by the president or by congress, or which he himself may deem necessary.

The secretary of labor shall investigate and report to congress a plan of co-ordination of the activities, duties and powers of the office of the secretary of labor with the activities, duties and powers of the present bureaus, commissions and departments, so far as they relate to labor and its conditions, in order to harmonize and unify such activities, duties and powers, with a view to further legislation to further define the duties and powers of such department of labor.

This act shall take effect March 4, 1913, and all acts or parts of acts inconsistent with this act are hereby repealed. (Approved March 4, 1913.)

PHYSICAL VALUATION OF RAILROADS.

Following is the full text of the act amending the interstate commerce law by providing for the physical valuation of railroads:

Be it enacted, etc., That the act entitled "An act to regulate commerce," approved Feb. 4, 1887, as amended, be further amended by adding thereto a new section to be known as section 19a, and to read as follows:

"Sec. 19a. That the commission shall, as hereinafter provided, investigate, ascertain and report the value of all the property owned or used by every common carrier subject to the provisions of this act. To enable the commission to make such investigation and report, it is authorized to employ such experts and other assistants as may be necessary. The commission may appoint examiners who shall have power to administer oaths, examine witnesses and take testimony. The commission shall make an inventory which shall list the property of every common carrier subject to the provisions of this act in detail and show the value thereof as hereinafter provided, and shall classify the physical property, as nearly as practicable, in conformity with the classification of expenditures for road and equipment, as prescribed by the interstate commerce commission.

"1. In such investigation said commission shall ascertain and report in detail as to each piece of property owned or used by said common carrier for its purposes as a common carrier, the original cost to date, the cost or reproduction new, the cost of reproduction less depreciation and an analysis of the methods by which these several costs are obtained and the reason for their differences, if any. The commission shall in like manner ascertain and report separately other values and elements of value, if any, of the property of such common carrier, and an analysis of the methods of valuation employed, and of the reasons for any differences between any such value and each of the foregoing cost values.

"2. Such investigation and report shall state in detail and separately from improvements the original cost of all lands, rights of way and terminals owned or used for the purposes of a common carrier and ascertained as of the time of dedication to public use and the present value of the same, and separately the original and present cost of condemnation and damages or of purchases in excess of such original cost or present value.

"3. Such investigation and report shall show separately the property held for other purposes than those of a common carrier and the original and present value of the same, together with an analysis of the methods of valuation employed.

"4. In ascertaining the original cost to date of the property of such common carrier the commission, in addition to such other elements as it may deem necessary, shall investigate and report upon the history and organization of the present and of any previous corporation operating such property; upon any increases or decreases of stocks, bonds or other securities, in any reorganization; upon moneys received by any such corporation by reason of any issues of stocks, bonds or other securities; upon the syndicating, banking and other financial arrangements under which such issues were made and the expense thereof, and upon the net and gross earnings of such corporations; and shall also ascertain and report in such detail as may be determined by the commission upon the expenditure of all moneys and the purposes for which the same were expended.

"5. The commission shall ascertain and report the amount and value of any aid, gift, grant of right of way or donation made to any such common carrier, or to any previous corporation operating such property, by the government of the United States or by any state, county or municipal government, or by individuals, associations or corporations; and it shall also ascertain and report the grants of land to any such common carrier, or any previous corporation operating such property, by the government of the United States, or by any state, county or municipal government, and the amount of money derived from the sale of any portion of such grants and the value of the unsold portion thereof at the time acquired and at the present time, also the amount and value of any concession and allowance made by such common carrier to the government of the United States or to any state, county or municipal government in consideration of such aid, gift, grant or donation.

"Except as herein otherwise provided, the commission shall have power to prescribe the method of procedure to be followed in the conduct of the investigation, the form in which the results of the valuation shall be submitted and the classification of the elements that constitute the ascertained value, and such investigation shall show the value of the property of every common carrier as a whole and separately the value of its property in each of the several states and territories and the District of Columbia, classified and in detail as herein required.

"Such investigation shall be commenced within sixty days after the approval of this act and shall be prosecuted with diligence and thoroughness, and the result thereof reported to congress at the beginning of each regular session thereafter until completed.

"Every common carrier subject to the provisions of this act shall furnish to the commission or its

agents from time to time and as the commission may require maps, profiles, contracts, reports of engineers and any other documents, records and papers or copies of any or all of the same, in aid of such investigation and determination of the value of the property of said common carrier, and shall grant to all agents of the commission free access to its right of way, its property and its accounts, records and memoranda whenever and wherever requested by any such duly authorized agent, and every common carrier is hereby directed and required to co-operate with and aid the commission in the work of the valuation of its property in such further particulars and to such extent as the commission may require and direct, and all rules and regulations made by the commission for the purpose of administering the provisions of this section and section 20 of this act shall have the full force and effect of law. Unless otherwise ordered by the commission, with the reasons therefor, the records and data of the commission shall be open to the inspection and examination of the public.

"Upon the completion of the valuation herein provided for, the commission shall thereafter in like manner keep itself informed of all extensions and improvements or other changes in the condition and value of the property of all common carriers, and shall ascertain the value thereof, and shall from time to time revise and correct its valuations, showing such revision and correction classified and as a whole and separately in each of the several states and territories and the District of Columbia, which valuations, both original and corrected, shall be tentative valuations and shall be reported to congress at the beginning of each regular session.

"To enable the commission to make such changes and corrections in its valuations of each class of property, every common carrier subject to the provisions of this act shall make such reports and furnish such information as the commission may require.

"Whenever the commission shall have completed the tentative valuation of the property of any common carrier, as herein directed, and before such valuation shall become final, the commission shall give notice by registered letter to the said carrier, the attorney-general of the United States, the governor of any state in which the property so valued is located, and to such additional parties as the commission may prescribe, stating the valuation placed upon the several classes of property of said carrier, and shall allow thirty days in which to file a protest of the same with the commission. If no protest is filed within thirty days, said valuation shall become final as of the date thereof.

"If notice of protest is filed the commission shall fix a time for hearing the same and shall proceed as promptly as may be to hear and consider any matter relative and material thereto which may be presented in support of any such protest so filed as aforesaid. If after hearing any protest of such tentative valuation under the provisions of this act the commission shall be of the opinion that its valuation should not become final, it shall make such changes as may be necessary, and shall issue an order making such corrected tentative valuation final as of the date thereof. All final valuations by the commission and the classification thereof shall be published and shall be prima facie evidence of the value of the property in all proceedings under the act to regulate commerce as of the date of the fixing thereof, and in all judicial proceedings for enforcement of the act approved Feb. 4, 1887, commonly known as 'The act to regulate commerce,' and the various acts amendatory thereof, and in all judicial proceedings brought to enjoin, set aside, annul or suspend, in whole or in part, any order of the interstate commerce commission.

"If, upon the trial of any action involving a final value fixed by the commission, evidence shall be introduced regarding such value which is found by the court to be different from that offered upon the hearing before the commission, or additional thereto and substantially affecting said value, the court, before proceeding to render judgment, shall transmit a copy of such evidence to the commission and shall stay further proceedings in said action for

such time as the court shall determine from the date of such transmission. Upon the receipt of such evidence the commission shall consider the same and may fix a final value different from the one fixed in the first instance, and may alter, modify, amend or rescind any order which it has made involving said final value, and shall report its final action thereon to said court within the time fixed by the court. If the commission shall alter, modify or amend its order, such altered, modified or amended order shall take the place of the original order complained of and judgment shall be rendered thereon as though made by the commission in the first instance. If the original order shall not be rescinded or changed by the commission, judgment shall be rendered upon such original order.

"The provisions of this act shall apply to receivers of carriers and operating trustees. In case of failure or refusal on the part of any carrier, receiver or trustee to comply with all the requirements of the section and in the manner prescribed by the commission such carrier, receiver or trustee shall forfeit to the United States the sum of \$500 for each such offense and for each and every day of the continuance of such offense, such forfeitures to be recoverable in the same manner as other forfeitures provided for in section 16 of the act to regulate commerce.

"That the District courts of the United States shall have jurisdiction, upon the application of the attorney-general of the United States at the request of the commission, alleging a failure to comply with or a violation of any of the provisions of this section by any common carrier, to issue a writ or writs of mandamus commanding such common carrier to comply with the provisions of this section." (Approved March 1, 1913.)

INTERSTATE SHIPMENT OF LIQUORS.

Be it enacted, etc., that the shipment or transportation, in any manner or by any means whatsoever, of any spirituous, vinous, malted, fermented or other intoxicating liquor of any kind from one state, territory or district of the United States or place noncontiguous to but subject to the jurisdiction thereof into any other state, territory or district of the United States or place noncontiguous to but subject to the jurisdiction thereof, or from any foreign country into any state, territory or district of the United States, or place noncontiguous to but subject to the jurisdiction thereof, which said spirituous, vinous, malted, fermented or other intoxicating liquor is intended, by any person interested therein, to be received, possessed, sold or in any manner used, either in the original package or otherwise, in violation of any law of such state, territory or district of the United States, or place noncontiguous to but subject to the jurisdiction thereof, is hereby prohibited.

PASSED OVER VETO.

The foregoing act was vetoed by President Taft, but was passed over his veto by a two-thirds vote of both houses of congress and thus became law. In his veto message the president said in part:

"After giving this proposed enactment full consideration I believe it to be a violation of the interstate commerce clause of the constitution. In that it is in substance and effect a delegation by congress to the states of the power of regulating interstate commerce in liquors, which is vested exclusively in congress.

"One of the main purposes of the union of the states under the constitution was to relieve the commerce between the states of the burdens which local state jealousies and purposes had in the past imposed upon it; and the interstate commerce clause in the constitution was one of the chief reasons for its adoption. The power was there conferred upon congress. Now, if to the discretion of congress is committed the question whether in interstate commerce we shall return to the old methods prevailing before the constitution or not, it would seem to be conferring upon congress the power to amend the constitution by ignoring or striking out one of its most important provisions. It was certainly intended by that clause to secure uniformity in the

regulation of commerce between the states. To suspend that purpose and to permit the states to exercise their old authority before they became states, to interfere with commerce between them and their neighbors, is to defeat the constitutional purpose. * * * I cannot think that the framers of the constitution, or that the people who adopted it, had in mind for a moment that congress could thus nullify the operation of a clause whose useful effect was deemed so important and which in fact has contributed so much to the solidarity of the nation and the prosperity that has followed unhampered, nationwide trade.

"But it is said that this is a question with which the executive or members of congress should not burden themselves to consider or decide. It is said that it should be left to the Supreme court to say whether this proposed act violates the constitution. I dissent utterly from this proposition. The oath which the chief executive takes, and which each member of congress takes, does not bind him any less sacredly to observe the constitution than the oaths which the justices of the Supreme court take. It is questionable whether the doubtful constitutionality of a bill ought not to furnish a greater reason for voting against the bill or vetoing it than for the court to hold it to be invalid. The court will only declare a law invalid where its unconstitutionality is clear, while the lawmaker may very well hesitate to vote for a bill if of doubtful constitutionality because of the wisdom of keeping clearly within the fundamental law. The custom of legislators and executives having any legislative function to remit to the courts entire and ultimate responsibility as to the constitutionality of the measures which they take part in passing is an abuse which tends to put the court constantly in opposition to the legislature and executive, and, indeed, to the popular supporters of unconstitutional laws. If, however, the legislators and the executives had attempted to do their duty this burden of popular disapproval would have been lifted from the courts, or at least considerably lessened.

"For these reasons, and in spite of the popular approval of this bill, I have not felt justified in signing it, because I feel that under principles of proper constitutional construction it violates the interstate commerce clause of our fundamental law."

EIGHT HOUR LABOR LAW.

Sections 1, 2 and 3 of the act relating to the limitation of the hours of daily service of laborers and mechanics employed upon the public works of the United States are amended so as to read:

"Section 1. That the service and employment of all laborers and mechanics who are now, or may hereafter be, employed by the government of the United States or the District of Columbia, or by any contractor or subcontractor, upon a public work of the United States or of the District of Columbia, and of all persons who are now, or may hereafter be, employed by the government of the United States or the District of Columbia, or any contractor or subcontractor, to perform services similar to those of laborers and mechanics in connection with the dredging or rock excavation in any river or harbor of the United States or of the District of Columbia, is hereby limited and restricted to eight hours in one calendar day; and it shall be unlawful for any officer of the United States government or of the District of Columbia, or any such contractor or subcontractor whose duty it shall be to employ, direct or control the services of such laborers or mechanics or of such persons employed to perform services similar to those of laborers and mechanics in connection with dredging or rock excavation in any river or harbor of the United States or of the District of Columbia, to require or permit any such laborer or mechanic or any such person employed to perform services similar to those of laborers and mechanics in connection with dredging or rock excavation in any river or harbor of the United States or of the District of Columbia, to work more than eight hours in any calendar day, except in case of extraordinary emergency: Provided, That nothing in this act shall apply or be construed to apply to persons employed

in connection with dredging or rock excavation in any river or harbor of the United States or of the District of Columbia while not directly operating dredging or rock excavating machinery or tools, nor to persons engaged in construction or repair of levees or revetments necessary for protection against floods or overflows on the navigable rivers of the United States.

"Sec. 2. That any officer or agent of the government of the United States or of the District of Columbia, or any contractor or subcontractor whose duty it shall be to employ, direct or control any laborer or mechanic employed upon a public work of the United States or of the District of Columbia, or any person employed to perform services similar to those of laborers and mechanics in connection with dredging or rock excavation in any river or harbor of the United States or of the District of Columbia, who shall intentionally violate any provision of this act, shall be deemed guilty of a misdemeanor, and for each and every such offense shall, upon conviction, be punished by a fine not to exceed \$1,000, or by imprisonment for not more than six months, or by both such fine and imprisonment, in the discretion of the court having jurisdiction thereof.

"Sec. 3. That the provisions of this act shall not be so construed as to in any manner apply to or affect contractors or subcontractors, or to limit the hours of daily service of laborers or mechanics engaged upon a public work of the United States or of the District of Columbia, or persons employed to perform services similar to those of laborers and mechanics in connection with dredging or rock excavation in any river or harbor of the United States or of the District of Columbia, for which contracts have been entered into prior to the passing of this act or may be entered into under the provisions of appropriation acts approved prior to the passage of this act.

"Sec. 4. That this act shall become effective and be in force on and after March 1, 1913." (Approved March 3, 1913.)

REGISTRATION OF TRADE MARKS.

The act of Feb. 20, 1905, as amended, is further amended so that section 5 reads as follows:

"Sec. 5. That no mark by which the goods of the owner of the mark may be distinguished from other goods of the same class shall be refused registration as a trade mark on account of the nature of such mark unless such mark—

"(a) Consists of or comprises immoral or scandalous matter.

"(b) Consists of or comprises the flag or coat of arms or other insignia of the United States or any simulation thereof, or of any state or municipality or of any foreign nation, or of any design or picture that has been or may hereafter be adopted by any fraternal society as its emblem, or of any name, distinguishing mark, character, emblem, colors, flag or banner adopted by any institution, organization, club or society which was incorporated in any state in the United States prior to the date of the adoption and use by the applicant: Provided, That said name, distinguishing mark, character, emblem, colors, flag or banner was adopted and publicly used by said institution, organization, club or society prior to the date of adoption and use by the applicant: Provided, That trade marks which are identical with a registered or known trade mark owned and in use by another and appropriated to merchandise of the same descriptive properties, or which so nearly resemble a registered or known trade mark owned and in use by another and appropriated to merchandise of the same descriptive properties as to be likely to cause confusion or mistake in the mind of the public or to deceive the purchaser shall not be registered: Provided, That no mark which consists merely in the name of an individual, firm, corporation or association, not written, printed, impressed or woven in some particular or distinctive manner, or in association with a portrait of the individual, or merely in words or devices which are descriptive of the goods with which they are used, or of the character or quality of such goods, or merely a geographical name or term, shall be registered under the terms of this

act: Provided further, That no portrait of a living individual may be registered as a trade mark except by the consent of such individual, evidenced by an instrument in writing: And provided further, That nothing herein shall prevent the registration of any mark used by the applicant or his predecessors, or by those from whom title to the mark is derived, in commerce with foreign nations or among the several states or with Indian tribes which was in actual and exclusive use as a trade mark of the applicant, or his predecessors from whom he derived title, for ten years next preceding Feb. 20, 1905: Provided further, That nothing herein shall prevent the registration of a trade mark otherwise registrable because of its being the name of the applicant or a portion thereof." (Approved Jan. 8, 1913.)

INTERLOCUTORY INJUNCTIONS.

Section 266 of the act to codify, revise and amend the laws relating to the judiciary, approved March 3, 1911, is amended so as to read as follows:

"Sec. 266. No interlocutory injunctions suspending or restraining the enforcement, operation or execution of any statute of a state by restraining the action of any officer of such state in the enforcement or execution of such statute, or in the enforcement or execution of an order made by an administrative board or commission acting under and pursuant to the statutes of such state, shall be issued or granted by any justice of the Supreme court, or by any District court of the United States, or by any judge thereof, or by any circuit judge acting as district judge, upon the ground of the unconstitutionality of such statute, unless the application for the same shall be presented to a justice of the Supreme court of the United States, or to a circuit or district judge, and shall be heard and determined by three judges, of whom at least one shall be a justice of the Supreme court or a circuit judge, and the other two may be either circuit or district judges, and unless a majority of said three judges shall concur in granting such application. Whenever such application as aforesaid is presented to a justice of the Supreme court, or to a judge, he shall immediately call to his assistance to hear and determine the application two other judges: Provided, however, That one of such three judges shall be a justice of the Supreme court or a circuit judge. Said application shall not be heard or determined before at least five days' notice of the hearing has been given to the governor and to the attorney-general of the state and to such other persons as may be defendants to the suit: Provided, That if of opinion that irreparable loss or damage would result to the complainant unless a temporary restraining order is granted, any justice of the Supreme court, or any circuit or district judge, may grant such temporary restraining order at any time before such hearing and determination of the application for an interlocutory injunction, but such temporary restraining order shall remain in force only until the hearing and determination of the application for an interlocutory injunction upon notice as aforesaid. The hearing upon such application for an interlocutory injunction shall be given precedence and shall be in every way expedited and be assigned for a hearing at the earliest practicable day after the expiration of the notice hereinbefore provided for. An appeal may be taken direct to the Supreme court of the United States from the order granting or denying, after notice and hearing, an interlocutory injunction in such case. It is further provided that if before the final hearing of such application a suit shall have been brought in a court of the state having jurisdiction thereof under the laws of such state, to enforce such statute or order, accompanied by a stay in such state court of proceedings under such statute or order pending the determination of such suit by such state court, all proceedings in any court of the United States to restrain the execution of such statute or order shall be stayed pending the final determination of such suit in the courts of the state. Such stay may be vacated upon proof made after hearing and notice of ten days served upon the attorney-general of the state that the suit in the state courts is not being prosecuted with diligence and good faith." (Approved March 4, 1913.)

REVOLUTIONARY WAR RECORDS.

Within the limits of the appropriation herein made, the secretary of war is hereby authorized and directed to collect or copy and classify, with a view to publication, the scattered military records of the revolutionary war, including all troops acting under state authority, and the secretary of the navy is hereby authorized and directed to collect or copy and classify, with a view to publication, the scattered naval records of the revolutionary war. All such records in the possession or custody of any official of the United States shall be transferred, the military records to the war department and the naval records to the navy department. There is hereby appropriated for the purposes of this act, out of any money in the treasury not otherwise appropriated, \$25,000 for the war department and \$7,000 for the navy department: Provided, That the aforesaid sums of money shall be expended, respectively, under the direction of the secretary of war and the secretary of the navy, and that they shall make to congress each year detailed statements showing how the money herein appropriated has been expended and to whom: Provided further, That no part of the sum hereby appropriated shall be used in the purchase of any such records that may be discovered either in the hands of private owners or in public depositories. (Approved March 2, 1913.)

IMMIGRANT STATIONS.

For the purpose of making effective the power of establishing rules and regulations for protecting the United States and aliens migrating thereto from fraud and loss, conferred upon the commissioner-general of immigration, subject to the direction and with the approval of the secretary of commerce and labor, by section 22 of an act entitled "An act to regulate the immigration of aliens into the United States," approved Feb. 20, 1907, the secretary of commerce and labor shall establish and maintain immigrant stations at such interior places as may be necessary, and, in the discretion of the said secretary, aliens in transit from ports of landing to such interior stations shall be accompanied by immigrant inspectors: Provided, That nothing in this act shall be construed as authorizing the commissioner-general of immigration to pay the cost of transportation of any arriving alien.

Sec. 2. That for the establishment and maintenance of such a station in the city of Chicago for the fiscal year ending June 30, 1914, there is hereby authorized, from moneys in the treasury not otherwise appropriated, the sum of \$75,000, which shall be expended in such manner consistent with the purpose hereof as the secretary of commerce and labor may direct. (Approved Feb. 25, 1913.)

PAROLE OF UNITED STATES PRISONERS.

Section 1 of the "act to parole United States prisoners and for other purposes," approved June 25, 1910, is amended so as to read as follows, to wit: "That every prisoner who has been or may hereafter be convicted of any offense against the United States and is confined in execution of the judgment of such conviction in any United States penitentiary or prison, for a definite term or terms of over one year, or for the term of his natural life, whose record of conduct shows that he has observed the rules of such institution, and who, if sentenced for a definite term, has served one-third of the total of such term or terms for which he was sentenced, or, if sentenced for the term of his natural life, has served not less than fifteen years, may be released on parole as hereinafter provided."

INCREASE OF THE NAVY.

Part of naval appropriation bill: For the purpose of further increasing the naval establishment of the United States the president is hereby authorized to have constructed one first class battle ship, carrying as heavy armor and as powerful armament as any vessel of its class, to have the highest practical speed and greatest desirable radius of action, and to cost, exclusive of armor and armament, not to exceed \$7,425,000: Provided, That the battle ship herein authorized shall be built in a government navy yard.

Six torpedo boat destroyers, to have the highest practical speed, to cost, exclusive of armor and armament, not to exceed \$950,000 each.

Four submarine torpedo boats in an amount not exceeding in the aggregate \$2,478,936; and the sum of \$1,294,912 is hereby appropriated for said purpose.

One transport, to cost, exclusive of armor and armament, not to exceed \$1,850,000.

One supply ship, to cost, exclusive of armor and armament, not to exceed \$1,425,000. (Approved March 4, 1913.)

MEMORIAL BRIDGE.

Section 23 of the bill making appropriations for public buildings reads as follows: "That a commission is hereby created, to consist of the president of the United States, the president of the senate, the speaker of the house of representatives and the chairman of the committees on public buildings and grounds of the senate and house of representatives, for the purpose of investigating and reporting to congress a suitable design for a memorial bridge across the Potomac river, from the city of Washington to a point at or near the Arlington estate in the state of Virginia; and the said commission is hereby authorized to expend the sum of \$25,000 in procuring such designs and for making such surveys and estimates of cost as they may deem advisable and report as early as may be to congress." (Approved March 4, 1913.)

PUBLICITY IN TAKING TESTIMONY.

In the taking of depositions of witnesses for use in any suit in equity brought by the United States under the act entitled "An act to protect trade and commerce against unlawful restraints and monopolies," approved July 2, 1890, and in the hearings before any examiner or special master appointed to take testimony therein, the proceedings shall be open to the public as freely as are trials in open court, and no order excluding the public from attendance on any such proceedings shall be valid or enforceable. (Approved March 3, 1913.)

VETOED BY PRESIDENT.

SUNDRY CIVIL BILL.

The regular sundry civil service appropriation was passed by the house Feb. 21 and by the senate Feb. 28, 1913, but was vetoed by President Taft March 4 because the clause appropriating \$300,000 for the enforcement of the antitrust laws contained the following provisions:

"Provided, however, That no part of this money shall be spent in the prosecution of any organization or individual for entering into any combination or agreement having in view the increasing of wages, shortening of hours or bettering the condition of labor, or for any act done in furtherance thereof not in itself unlawful: Provided, further, That no part of this appropriation shall be expended for the prosecution of producers of farm products and associations of farmers who co-operate and organize in an effort to and for the purpose to obtain and maintain a fair and reasonable price for their products."

In his veto message the president said:

"This provision is class legislation of the most vicious sort. If it were enacted as substantive law and not merely as a qualification upon the use of moneys appropriated for the enforcement of the law, no one, I take it, would doubt its unconstitutionality. A similar provision in the laws of the state of Illinois was declared by the Supreme court to be an invasion of the guaranty of the equal protection of the laws contained in the fourteenth amendment of the constitution of the United States in the case of Connelly vs. Union Sewer Pipe company (184 U. S., 540), although the only exception in that instance from the illegality of organizations and combinations, etc., declared by that statute, was one which exempted agriculturists and live stock raisers in respect of their products or live stock in hand from the operation of the law, leaving them free to combine to do that which, if done by others, would be a crime against the state.

"The proviso is subtly worded, so as, in a measure, to conceal its full effect, by providing that no part of the money appropriated shall be spent in the prosecution of any organization or individual

'for entering into any combination or agreement having in view the increasing of wages, shortening of hours or bettering the condition of labor,' and so forth. So that any organization formed with the beneficent purpose described in the proviso might later engage in a conspiracy to destroy by force, violence or unfair means any employer or employe who failed to conform to its requirements; and yet, because of its originally avowed lawful purpose, it would be exempt from prosecution, so far as prosecution depended upon the moneys appropriated by this act, no matter how wicked, how cruel, how deliberate the acts of which it was guilty. So, too, by the following sentence in the act such an organization would be protected from prosecution 'for any act done in furtherance' of 'the increasing of wages, shortening of hours or bettering the condition of labor' not in itself unlawful. But under the law of criminal conspiracy acts lawful in themselves may become the weapons whereby an unlawful purpose is carried out and accomplished. (Shawnee Compressed Coal company vs. Anderson, 209 U. S., 423-434; Aikens vs. Wisconsin, 195 U. S., 194-206; Swift vs. United States, 196 U. S., 375-396; United States vs. Reading company, Dec. 16, 1912.)

"The fourth proviso, that the appropriation shall not be used in the prosecution of producers of farm products and associations of farmers who co-operate and organize in an effort to obtain and maintain a fair and reasonable price for their products, is apparently designed to encourage, or at least to discourage the prosecution of, organizations having for their purpose the artificial enhancement of the prices of food products, and thus to avoid the effect of the construction given to the antitrust law in the case of United States against Patten, decided Jan. 6, 1913.

"At a time when there is widespread complaint of the high cost of living it certainly would be anomalous to put on the statute books of the United States an act, in effect, preventing the prosecution of combinations of producers of farm products for the purpose of artificially controlling prices; masked, by referring to the purpose of the organization as 'to obtain and maintain a fair and reasonable price for their products.'

"An amendment almost in the language of this proviso, so far as it refers to organizations for the increasing of wages, etc., was introduced in the 61st congress, passed the house, was rejected in the senate and, after a very full discussion in the house, failed of enactment. Representative Madison, speaking in favor of the amendment which struck out the proviso, characterized it as an attempt to 'write into the law, so far as this particular measure is concerned, a legalization of the secondary boycott.' * * * The laws of this country,' he pointed out, 'are liberal to the working-man. He can strike, he can agree to strike, he can act under a leader in a strike and he can apply the direct boycott, but when it comes to going further and so acting as to impede and obstruct the natural and lawful course of trade in this country then the law says he shall stop. And all in the world that this antitrust act does is to apply to him that simple and proper rule, that he, too, as well as the creators of trusts and monopolies, shall not obstruct the natural and ordinary course of trade in the United States of America. I believe,' he added, 'in the high aims, motives and patriotism of the American workmen and do not believe that, rightly understanding this amendment, they would ask us to write it into the law of this republic.' (Congressional Record, p. 8550, 61st congress, second session.)

"It is because I am unwilling to be a party to writing such a provision into the laws of this republic that I am unable to give my assent to a bill which contains this provision."

The bill having been vetoed in the closing hours of the 62d congress, no attempt was made to pass it over the veto.

IMMIGRATION BILL.

The senate April 20, 1912, passed a bill to regulate the immigration of aliens to and residence of

aliens in the United States. The measure passed the house Dec. 18, the same year, but was vetoed by President Taft Feb. 14, 1913, because of the following provision:

"That after four months from the approval of this act, in addition to the aliens who are by law now excluded from admission into the United States, the following persons shall also be excluded from admission thereto, to-wit: All aliens over 16 years of age, physically capable of reading, who cannot read the English language, or some other language or dialect, including Hebrew or Yiddish: Provided, That any admissible alien or any alien heretofore or hereafter legally admitted, or any citizen of the United States, may bring in or send for his father or grandfather over 55 years of age, his wife, his mother, his grandmother or his unmarried or widowed daughter, if otherwise admissible, whether such relative can read or not; and such relatives shall be permitted to enter. That for the purpose of ascertaining whether aliens can read the immigrant inspectors shall be furnished with slips, of uniform size, prepared under the direction of the secretary of commerce and labor, each containing not less than thirty nor more than forty words in ordinary use, printed in plainly legible type in the various languages and dialects of immigrants. Each alien may designate the particular language or dialect in which he desires the examination to be made, and shall be required to read the words printed on the slip in such language or dialect. No two aliens coming in the same vessel or other vehicle of carriage or transportation shall be tested with the same slip. That the following classes of persons shall be exempt from the operation of the illiteracy test, to-wit: All aliens who shall prove to the satisfaction of the proper immigration officer or to the secretary of commerce and labor that they are seeking admission to the United States solely for the purpose of escaping religious persecution; all aliens in transit through the United States; all aliens who have been lawfully admitted to the United States and who later shall go in transit from one part of the United States to another through foreign contiguous territory."

The president in returning the bill without his approval said:

"I do this with great reluctance. The bill contains many valuable amendments to the present immigration law which will insure greater certainty in excluding undesirable immigrants. The bill received strong support in both houses and was recommended by an able commission after an extended investigation and carefully drawn conclusions. But I cannot make up my mind to sign a bill which in its chief provision violates a principle that ought, in my opinion, to be upheld in dealing with our immigration. I refer to the literacy test. For the reasons stated in Secretary Nagel's letter to me, I cannot approve that test. The secretary's letter accompanies this."

Secretary Nagel in his letter to the president advised against approval of the bill not only because it would lead to delay and increased expense in the immigration service, but that it would shut out many desirable immigrants. "The measure is defended," wrote the secretary, "purely upon the ground of practical policy, the final purpose being to reduce the quantity of cheap labor in this country. I cannot accept this argument. No doubt the law would exclude a considerable percentage of immigration from southern Italy, among the Poles, the Mexicans and the Greeks. This exclusion would embrace probably in large part undesirable but also a great many desirable people, and the embarrassment, expense and distress to those who seek to enter would be out of all proportion to any good that can possibly be promised for this measure."

"My observation leads me to the conclusion that, so far as the merits of the individual immigrant are concerned, the test is altogether overestimated. The people who come from the countries named are frequently illiterate because opportunities have been denied them. The oppression with which these

people have to contend in modern times is not religious, but it consists of a denial of the opportunity to acquire reading and writing. Frequently the attempt to learn to read and write the language of the particular people is discouraged by the government, and these immigrants in coming to our shores are really striving to free themselves from the conditions under which they have been compelled to live.

"So far as the industrial conditions are concerned, I think the question has been superficially considered. We need labor in this country, and the natives are unwilling to do the work which the aliens come over to do. It is perfectly true that in a few cities and localities there are congested conditions. It is equally true that in very much larger areas we are practically without help. In my judgment, no sufficiently earnest and intelligent effort has been made to bring our wants and our supply together, and so far the same forces that give the chief support to this provision of the new bill have stubbornly resisted any effort looking to an intelligent distribution of new immigration to meet the needs of our vast country. * * *

"Furthermore, there is a misapprehension as to the character of the people who come over here to remain. * * * The census will disclose that with rapid strides the foreign born citizen is acquiring the farm lands of this country. Even if the foreign born alone is considered, the percentage of his ownership is assuming a proportion that ought to attract the attention of the native citizens. If the second generation is included, it is safe to say that in the middle west and west a majority of the farms are to-day owned by foreign born people or they are descendants of the first generation. This does not embrace only the Germans and the Scandinavians, but is true in large measure, for illustration, of the Bohemians and the Poles. It is true in surprising measure of the Italians; not only of the northern Italians, but of the southern.

"Again, an examination of the aliens who come to stay is of great significance. During the last fiscal year 838,172 aliens came to our shores, although the net immigration of the year was only a trifle above 400,000. But, while we received of skilled labor 127,016, and only 35,898 returned; we received servants, 116,529, and only 13,449 returned; we received farm laborers, 184,154, and only 3,978 returned; it appears that laborers came in the number of 135,726, while 209,279 returned. These figures ought to demonstrate that we get substantially what we most need, and what we cannot ourselves supply, and that we get rid of what we least need and what seems to furnish, in the minds of many, the chief justification for the bill now under discussion. The census returns show conclusively that the importance of illiteracy among aliens is overestimated, and that these people are prompt after their arrival to avail of the opportunities which this country affords."

The senate by a vote of 78 to 18 passed the immigration bill over the president's veto Feb. 18, but in the house the effort to make the measure law notwithstanding the veto failed. The vote, which was taken Feb. 19, stood 213 for the bill and 114 against it, or five less than the requisite two-thirds to override a veto.

THE PRESIDENTIAL TERM.

By a vote of 47 to 23 the senate Feb. 1, 1913, adopted the following joint resolution:

"The executive power shall be vested in a president of the United States of America. The term of office of president shall be six years, and no person who has held the office by election or discharged its powers or duties or acted as president under the constitution and laws made in pursuance thereof, shall be eligible to again hold the office by election."

In the house a similar resolution, introduced by Mr. Clayton of Alabama, was referred to the judiciary committee, where it was put over to the next congress. It provided for a single six year term, effective in 1921, to exempt Taft, Wilson and Roosevelt from its operation. No action was taken on the senate or Works resolution.

WORK OF 63D CONGRESS—FIRST (EXTRA) SESSION.

- Act to reduce tariff duties and to provide revenue for the government, and for other purposes (includes income tax law); passed by house May 28; by senate Sept. 9; approved Oct. 3.
- Act providing for mediation, conciliation and arbitration in controversies between certain employers and their employes; passed by senate June 26; by house July 15; approved July 15.
- Act making appropriations for sundry civil expenses of the government (with "rider" exempting labor unions and farmers' organizations from prosecution under the Sherman antitrust law); passed by house April 22; by senate May 7; approved June 23.
- Act making appropriations to supply urgent deficiencies in appropriations for the fiscal year 1913 (with amendment abolishing the Commerce court); passed by house Sept. 9; by senate Oct. 3; approved Oct. 22.
- Act to provide for establishment of federal reserve banks, to furnish an elastic currency, to afford means of rediscounting commercial paper, to establish a more effective supervision of banking in the United States, and for other purposes; passed by house Sept. 17.
- Act authorizing the appointment of an ambassador to Spain; passed by senate June 15; by house Sept. 2; approved Sept. 16.
- Joint resolution to provide for the relief and transportation of destitute American citizens in Mexico; passed by house Sept. 12; by senate Sept. 15; approved Sept. 16.

TARIFF MESSAGE.

The 63d congress, called into extra session by President Woodrow Wilson, began work April 7, 1913, when a copy of the Underwood tariff bill was laid before the members. The proposed measure included a section providing for a tax on all incomes in excess of a certain sum. On the following day the two houses met in joint session in the hall of the house of representatives to receive a special message from the president. Heretofore such documents have been sent to congress by a special messenger and read in each house by a clerk. The president determined to disregard this custom, which had prevailed for a century, and, reverting to the example set by Washington and John Adams, appear before the national legislative body in person and read his message. He announced his purpose to the house and senate, which, on the first day of the extra session, passed a resolution providing for a joint meeting and for receiving the chief executive. The new departure attracted wide attention and drew to the hall of representatives a large and distinguished audience. Four members of the cabinet had seats in the gallery. President Wilson prefaced his message as follows:

"I am very glad, indeed, to have this opportunity to address the two houses directly and to verify for myself the impression that the president of the United States is a person—not a mere department of the government, hailing congress from some isolated island of jealous power, sending messages, not speaking naturally and with his own voice—that he is a human being, trying to co-operate with other human beings in a common service. After this pleasant experience I shall feel quite normal in all our dealings with one another."

The president then read the following message:

"To the senate and house of representatives: I have called the congress together in extraordinary session because a duty was laid upon the party now in power at the recent elections which it ought to perform promptly in order that the burden carried by the people under existing law may be lightened as soon as possible and in order, also, that the business interests of the country may not be kept too long in suspense as to what the fiscal changes are to be to which they will be required to adjust themselves.

"It is clear that the whole country expects the tariff duties to be altered. They must be changed to meet the radical alteration in the conditions of

our economic life which the country has witnessed within the last generation. While the whole face and method of our industrial and commercial life were being changed beyond recognition, the tariff schedules have remained what they were before the change began, or have moved in the direction they were given when no large circumstance of our industrial development was what it is to-day. Our task is to square them with the actual facts. The sooner that is done the sooner we shall escape from suffering from the facts and the sooner our men of business will be free to thrive by the law of nature (the nature of free business), instead of by the law of legislation and artificial arrangement.

"We have seen tariff legislation wander very far afield in our day—very far, indeed, from the field in which our prosperity might have had a normal growth and stimulation. No one who looks the facts squarely in the face or knows anything that lies beneath the surface of action can fail to perceive the principles upon which the recent tariff legislation has been based. We long ago passed beyond the modest notion of 'protecting' the industries of the country and moved boldly forward to the idea that they were entitled to the direct patronage of the government.

"For a long time—a time so long that the men now active in public policy hardly remember the conditions that preceded it—we have sought in our tariff schedules to give each group of manufacturers or producers what they themselves thought that they needed in order to maintain a practically exclusive market as against the rest of the world. Consciously or unconsciously, we have built up a set of privileges and exemptions from competition behind which it was easy by any, even the crudest, forms of combination to organize monopoly, until at last nothing is normal, nothing is obliged to stand the tests of efficiency and economy, in our world of big business, but everything thrives by concerted arrangement. Only new principles of action will save us from a final hard crystallization of monopoly and a complete loss of the influences that quicken enterprise and keep independent energy alive.

"It is plain what those principles must be. We must abolish everything that bears even the semblance of privilege or of any kind of artificial advantage, and put our business men and producers under the stimulation of a constant necessity to be efficient, economical and enterprising, masters of competitive supremacy, better workers and merchants than any in the world. Aside from the duties laid upon articles which we do not, and probably cannot, produce, therefore, and the duties laid upon luxuries and merely for the sake of the revenues they yield, the object of the tariff duties henceforth laid must be effective competition, the whetting of American wits by contest with the wits of the rest of the world.

"It would be unwise to move toward this end headlong, with reckless haste, or with strokes that cut at the very roots of what has grown up among us by long process and at our own invitation. It does not alter a thing to upset it and break it and deprive it of a chance to change. It destroys it. We must make changes in our fiscal laws, in our fiscal system, whose object is development, a more free and wholesome development, not revolution or upset or confusion. We must build up trade, especially foreign trade. We need the outlet and the enlarged field of energy more than we ever did before. We must build up industry as well and must adopt freedom in the place of artificial stimulation only so far as it will build, not pull down.

"In dealing with the tariff the method by which this may be done will be a matter of judgment, exercised item by item. To some not accustomed to the excitements and responsibilities of greater freedom our methods may in some respects and at some points seem heroic, but remedies may be heroic and yet be remedies. It is our business to make sure that they are genuine remedies. Our object is clear. If our motive is above just challenge and only an occasional error of judgment is chargeable against us, we shall be fortunate.

"We are called upon to render the country a great service in more matters than one. Our re-

sponsibility should be met and our methods should be thorough, as thorough as moderate and well considered, based upon the facts as they are, and not worked out as if we were beginners. We are to deal with the facts of our own day, with the facts of no other, and to make laws which square with those facts.

"It is best; indeed it is necessary, to begin with the tariff. I will urge nothing upon you now at the opening of your session which can obscure that first object or divert our energies from that clearly defined duty. At a later time I may take the liberty of calling your attention to reforms which should press close upon the heels of the tariff changes, if not accompany them, of which the chief is the reform of our banking and currency laws; but just now I refrain. For the present I put these matters on one side and think only of this one thing—the changes in our fiscal system which may best serve to open once more the free channels of prosperity to a great people whom we would serve to the utmost and throughout both rank and file.

WOODROW WILSON.

"The White House, April 8, 1913."

TARIFF BILL PASSED.

Representative Oscar W. Underwood of Alabama, chairman of the house ways and means committee, introduced the tariff bill, as approved by the democratic caucus, April 21, and it was referred to the ways and means committee, which reported it back to the house without amendment April 22. The measure was debated until May 8, when it was passed by the house by a vote of 281 to 139. Five democrats voted against the bill and two republicans for it. Four progressives supported the measure and fourteen opposed it. The democrats who voted against the bill were Broussard, Dupre, Lazare and Morgan of Louisiana and C. B. Smith of New York. The Louisiana members objected to the free sugar provision. In the senate the bill was referred to the committee on finance and was not reported back to the senate until July 11 and the debate in that body continued until Sept. 9, when the bill was passed by a vote of 44 to 37. Senators LaFollette of Wisconsin, republican, and Senator Poindexter of Washington, progressive, voted for it, and Senators Thornton and Ransdell, democrats, of Louisiana against it. The amendments made by the senate were chiefly in the nature of reductions. An important change was the reduction of the normal exemption from the income tax from \$4,000 to \$3,000. The bill was sent into conference, the house adopting the report of the conferees Sept. 30 and the senate taking the same action Oct. 3. President Wilson signed the bill at 9:10 p. m. Oct. 3.

[See United States Customs Duties, page 244, for rates under the new tariff law on articles in common use or extensive importation, for principal articles on the free list, and some of the more important special provisions of the act. The income tax section of the Underwood-Simmons tariff act will be found in full under the title, Federal Income Tax Law, on page 249.]

MESSAGE ON CURRENCY.

President Wilson appeared before congress again June 24 and personally read to the two houses in joint session the following message on the currency question:

"Mr. Speaker, Mr. President, gentlemen of the congress, it is under the compulsion of what seems to me a clear and imperative duty that I have a second time this session sought the privilege of addressing you in person. I know, of course, that the heated season of the year is upon us, that work in these chambers and in the committee rooms is likely to become a burden as the season lengthens, and that every consideration of personal convenience and personal comfort, perhaps, in the case of some of us, considerations of personal health even, dictate an early conclusion of the deliberations of the session; but there are occasions of public duty when these things which touch us privately seem very small; when the work to be done is so pressing and so fraught with big consequence that we know that we are not at liberty to weigh against it any

point of personal sacrifice. We are now in the presence of such an occasion. It is absolutely imperative that we should give the business men of this country a banking and currency system by means of which they can make use of the freedom of enterprise and of individual initiative which we are about to bestow upon them.

"We are about to set them free; we must not leave them without the tools of action when they are free. We are about to set them free by removing the trammels of the protective tariff. Ever since the civil war they have waited for this emancipation and for the free opportunities it will bring with it. It has been reserved for us to give it to them. Some fell in love, indeed, with the slothful security of their dependence upon the government; some took advantage of the shelter of the nursery to set up a mimic mastery of their own within its walls. Now both the tonic and the discipline of liberty and maturity are to ensue. There will be some readjustments of purpose and point of view. There will follow a period of expansion and new enterprise, freshly conceived. It is for us to determine now whether it shall be rapid and facile and of easy accomplishment. This it cannot be unless the resourceful business men who are to deal with the new circumstances are to have at hand and ready for use the instrumentalities and conveniences of free enterprise which independent men need when acting on their own initiative.

"It is not enough to strike the shackles from business. The duty of statesmanship is not negative merely. It is constructive also. We must show that we understand what business needs and that we know how to supply it. No man, however casual and superficial his observation of the conditions now prevailing in the country, can fail to see that one of the chief things business needs now and will need increasingly as it gains in scope and vigor in the years immediately ahead of us is the proper means by which readily to vitalize its credit, corporate and individual, and its originate brains. What will it profit us to be free if we are not to have the best and most accessible instrumentalities of commerce and enterprise? What will it profit us to be quit of one kind of monopoly if we are to remain in the grip of another and more effective kind? How are we to gain and keep the confidence of the business community unless we show that we know how both to aid and to protect it? What shall we say if we make fresh enterprise necessary and also make it very difficult by leaving all else except the tariff just as we found it? The tyrannies of business, big and little, lie within the field of credit. We know that. Shall we not act upon the knowledge? Do we not know how to act upon it? If a man cannot make his assets available at pleasure, his assets of capacity and character and resource, what satisfaction is it to him to see opportunity beckoning to him on every hand when others have the keys of credit in their pockets and treat them as all but their own private possession? It is perfectly clear that it is our duty to supply the new banking and currency system the country needs, and it will need it immediately more than it has ever needed it before.

"The only question is, When shall we supply it—now or later, after the demands shall have become reproaches that we were so dull and so slow? Shall we hasten to change the tariff laws and then be laggards about making it possible and easy for the country to take advantage of the change? There can be only one answer to that question. We must act now, at whatever sacrifice to ourselves. It is a duty which the circumstances forbid us to postpone. I should be recreant to my deepest convictions of public obligation did I not press it upon you, with solemn and urgent insistence.

"The principles upon which we should act are plain. The country has sought and seen its path in this matter within the last few years—sees it more clearly now than it ever saw it before—much more clearly than when the last legislative proposals on the subject were made. We must have a currency, not rigid as now, but readily, elastically responsive to sound credit, the expanding and contracting credits of everyday transactions, the normal ebb and flow of personal and

corporate dealings. Our banking laws must mobilize reserves; must not permit the concentration anywhere in a few hands of the monetary resources of the country or their use for speculative purposes in such volume as to hinder or impede or stand in the way of other more legitimate, more fruitful uses. And the control of the system of banking and of issue which our new laws are to set up must be public, not private, must be vested in the government itself, so that the banks may be the instruments, not the masters, of business and of individual enterprise and initiative.

"The committees of the congress to which legislation of this character is referred have devoted careful and dispassionate study to the means of accomplishing these objects. They have honored me by consulting me. They are ready to suggest action. I have come to you, as the head of the government and the responsible leader of the party in power, to urge action now, while there is time to serve the country deliberately and as we should, in the clear air of common counsel. I appeal to you with a deep conviction of duty. I believe that you share this conviction. I therefore appeal to you with confidence. I am at your service without reserve to play my part in any way you may call upon me to play it in this great enterprise of exigent reform which it will dignify and distinguish us to perform and discredit us to neglect."

[Information as to the action taken by congress on the president's currency recommendations will be found on another page of this volume. Consult index.]

BOARD OF MEDIATION AND CONCILIATION.

The act provides for mediation, conciliation and arbitration in controversies between railroad companies and their employes engaged in railroad train service. The act does not apply to the employes of street railroads. Whenever a controversy concerning wages, hours of employment or conditions of employment shall arise between an employer or employers and employes subject to the act, interrupting or threatening to interrupt business to the serious detriment of the public interest, either party to such controversy may apply to the board of mediation and conciliation created by the act and invoke its services for the purpose of bringing about an amicable adjustment of the controversy; and upon the request of either party the board shall with all practicable expedition put itself in communication with the parties to such controversy and shall use its best efforts to bring them to an agreement; and if such efforts shall be unsuccessful, the board shall at once endeavor to induce the parties to submit their controversy to arbitration in accordance with the provisions of the act.

In any case in which an interruption of traffic is imminent and fraught with serious detriment to the public interest, the board of mediation and conciliation may proffer its services to the respective parties to the controversy.

In any case in which a controversy arises over the meaning or the application of any agreement reached through mediation under the provisions of this act either party to the agreement may apply to the board of mediation and conciliation for an expression of opinion from such board as to the meaning or application of such agreement.

Whenever a controversy shall arise between an employer or employers and employes subject to this act, which cannot be settled through mediation and conciliation in the manner provided in the preceding section, such controversy may be submitted to the arbitration of a board of six, or, if the parties to the controversy prefer so to stipulate, to a board of three persons, which board shall be chosen in the following manner: In the case of a board of three, the employer or employers and the employes, parties respectively to the agreement to arbitrate, shall each name one arbitrator; and the two arbitrators thus chosen shall select the third arbitrator; but in the event of their failure to name the third arbitrator within five days after their first meeting, such third arbitrator shall be named by the board of mediation and conciliation. In the case of a board of six, the employer or employers and the employes, parties respectively to the agree-

ment to arbitrate, shall each name two arbitrators, and the four arbitrators thus chosen, shall, by a majority vote, select the remaining two arbitrators; but in the event of their failure to name the two arbitrators within fifteen days after their first meeting the two arbitrators, or as many of them as have not been named, shall be named by the board of mediation and conciliation.

In the event that the employes engaged in any given controversy are not members of a labor organization, such employes may select a committee which shall have the right to name the arbitrator, or the arbitrators, who are to be named by the employes as provided above in this section.

The agreement to arbitrate—

1. Shall be in writing;
2. Shall stipulate that the arbitration is had under the provisions of this act;
3. Shall state whether the board of arbitration is to consist of three or six members;
4. Shall be signed by duly accredited representatives of the employer or employers and of the employes;
5. Shall state specifically the questions to be submitted to the board for arbitration;
6. Shall stipulate that a majority of the board shall be competent to make a valid and binding award;
7. Shall fix a period from the date of the appointment of the arbitrator or arbitrators necessary to complete the board, as provided for in the agreement, within which the board shall begin its hearings;

8. Shall fix a period from the beginning of the hearings within which the board shall make and file its award: Provided, That this period shall be thirty days unless a different period be agreed to;

9. Shall provide for the date from which the award shall become effective and shall fix the period during which the award shall continue in force;

10. Shall provide that the respective parties to the award will each faithfully execute the same;

11. Shall provide that the award and the papers and proceedings, including the testimony relating thereto, shall be filed in the clerk's office of the district court of the United States for the district wherein the controversy arises or the arbitration is entered into, and shall be final and conclusive upon the parties to the agreement unless set aside for error of law apparent on the record;

12. May also provide that any difference as to the meaning or the application of the provisions of an award made by a board of arbitration shall be referred back to the same board or to a sub-committee of the board for a ruling, which ruling shall have the same force as the original award; and if any member of the original board is unable or unwilling to serve another arbitrator shall be named in the same manner as such original member was named.

The arbitrators shall have the power to administer oaths and affirmations, sign subpoenas, require the attendance and testimony of witnesses and the production of books, papers, contracts, agreements and documents.

Every agreement of arbitration shall be acknowledged by the parties thereto before a notary public, a clerk of the District or the Circuit Court of Appeals of the United States, or before a member of the board of mediation and conciliation, and shall then be filed in the office of the board. When the board has been furnished with the names of the arbitrators chosen by the respective parties to the controversy, the board shall cause a notice in writing to be served upon the arbitrators, notifying them of their appointment, requesting them to meet promptly to name the remaining arbitrator or arbitrators necessary to complete the board, and advising them of the period within which they are empowered to name such arbitrator or arbitrators.

When the arbitrators selected have agreed upon the remaining arbitrator or arbitrators, they shall notify the board of mediation and conciliation; and in the event of their failure to agree upon any or upon all of the necessary arbitrators they shall notify the board of mediation and conciliation of the arbitrators selected, if any, or of their failure to make or to complete such selection.

If the parties to an arbitration desire the recon-

vening of a board to pass upon any controversy arising over the meaning or application of an award, they shall jointly so notify the board of mediation and conciliation, and shall state the question or questions to be submitted. The board of mediation and conciliation shall thereupon promptly communicate with the members of the board of arbitration and arrange for the reconvening of the board or subcommittee.

The board of arbitration shall organize and select its own chairman and make all necessary rules for conducting its hearings; but in its award or awards the board shall confine itself to findings or recommendations as to the questions specifically submitted to it or matters directly bearing thereon. It shall, whenever practicable, be supplied with suitable quarters in any federal building located at its place of meeting.

The board of arbitration shall furnish a certified copy of its awards to the respective parties to the controversy, and shall transmit the original, together with the papers and proceedings and a transcript of the testimony taken at the hearings, to the clerk of the District court of the United States for the district wherein the controversy arose or the arbitration is entered into, to be filed. The board shall also furnish a certified copy of its award, and the papers and proceedings, to the board of mediation and conciliation, to be filed in its office. The award shall go into practical operation at the expiration of ten days from the date of filing unless an appeal has been taken.

Each member of the board of arbitration shall receive such compensation as may be fixed by the board of mediation and conciliation, together with traveling and other necessary expenses.

There shall be a commissioner of mediation and conciliation, who shall be appointed by the president, by and with the advice and consent of the senate, and whose salary shall be \$7,500 per annum, who shall hold his office for a term of seven years and until a successor qualifies, and who shall be removable by the president only for misconduct in office. The president shall also designate not more than two other officials of the government who have been appointed by and with the advice and consent of the senate, and the officials thus designated, together with the commissioner of mediation and conciliation, shall constitute a board to be known as the United States board of mediation and conciliation.

There shall also be an assistant commissioner of mediation and conciliation, who shall be appointed by the president, by and with the advice and consent of the senate, and whose salary shall be \$5,000 per annum. In the absence of the commissioner of mediation and conciliation, or when that office shall become vacant, the assistant commissioner shall exercise the functions and perform the duties of that office. Under the direction of the commissioner of mediation and conciliation the assistant commissioner shall assist in the work of mediation and conciliation and when acting alone in any case he shall have the right to take acknowledgments, receive agreements of arbitration, and cause the notices in writing to be served upon the arbitrators chosen by the respective parties to the controversy, as provided for in the act.

The act of June 1, 1898, relating to the mediation and arbitration of controversies between railway companies and certain classes of their employes is repealed. (Approved, July 15, 1913.)

(William L. Chambers of the District of Columbia was appointed commissioner of mediation and con-

conciliation, and G. W. W. Hanger, also of the District of Columbia, assistant commissioner by President Wilson July 18, 1913. Martin A. Knapp and Louis F. Post were designated as the other members of the board.)

ABOLITION OF COMMERCE COURT.

The Commerce court, created and established by the act entitled "An act to create a Commerce court and to amend the act entitled 'An act to regulate commerce,' approved Feb. 4, 1887, as heretofore amended, and for other purposes," approved June 18, 1910, is abolished from and after Dec. 31, 1913, and the jurisdiction vested in said Commerce court by said act is transferred to and vested in the several District courts of the United States, and all acts or parts of acts in so far as they relate to the establishment of the Commerce court are repealed. Nothing herein contained shall be deemed to affect the tenure of any of the judges now acting as Circuit judges by appointment under the terms of said act, but such judges shall continue to act under assignment, as in the said act provided, as judges of the District courts and Circuit Courts of Appeals; and in the event of and on the death, resignation, or removal from office of any of such judges, his office is hereby abolished and no successor to him shall be appointed. (Amendment to urgent deficiency appropriation bill, approved Oct. 22, 1913.)

EXEMPTIONS FROM SHERMAN ANTITRUST LAW.

Enforcement of antitrust laws: For the enforcement of antitrust laws, including not exceeding \$10,000 for salaries of necessary employes at the seat of government, \$300,000: Provided, however, That no part of this money shall be spent in the prosecution of any organization or individual for entering into any combination or agreement having in view the increasing of wages, shortening of hours or bettering the conditions of labor, or for any act done in furtherance thereof, not in itself unlawful: Provided further, That no part of this appropriation shall be expended for the prosecution of producers of farm products and associations of farmers who cooperate and organize in an effort to and for the purpose to obtain and maintain a fair and reasonable price for their products. (Amendment to sundry civil appropriation bill approved by President Wilson, June 23, 1913.)

RELIEF OF AMERICANS IN MEXICO.

There is hereby appropriated out of any money in the treasury not otherwise appropriated, for relief of destitute American citizens in Mexico, including transportation to their homes in the United States, to be expended under the direction and within the discretion of the secretary of state, and to be immediately available, \$100,000. Authority is hereby granted to the secretary of state to reimburse from this appropriation the appropriation for "Emergencies arising in the diplomatic and consular service," for such sums as shall have been expended from that appropriation for purposes of relief and transportation in and from Mexico since Jan. 1, 1913. (Approved, Sept. 16, 1913.)

AMBASSADOR TO SPAIN.

The president is hereby authorized to appoint, as the representative of the United States, an ambassador to Spain, who shall receive as his compensation the sum of \$17,500 per annum. (Approved, Sept. 4, 1913.)

FAMOUS WATERFALLS OF THE WORLD.

Name and location.	Height in feet.	Name and location.	Height in feet.	Name and location.	Height in feet.
Gavarnie, France.....	1,385	Schaffhausen, Switzerland..	100	Yellowstone (lower), Montana	310
Grand, Labrador.....	2,000	Skjaeggedalsfos, Norway....	530	Ygnassu, Brazil.....	210
Minnehaha, Minnesota.....	50	Shoshone, Idaho.....	210	Yosemite (upper), California	1,436
Missouri, Montana.....	90	Staubbach, Switzerland.....	1,000	Yosemite (middle), California	626
Montmorenci, Quebec.....	265	Stirling, New Zealand.....	500	Yosemite (lower), California.	400
Multnomah, Oregon.....	850	Sutherland, New Zealand.....	1,904	Vettis, Norway.....	950
Murchison, Africa.....	129	Takkakaw, Brit'h Columbia.	1,200	Victoria, Africa.....	400
Niagara, New York-Ontario	164	Twin, Idaho.....	180	Vorlingfos, Norway.....	600
Rjukan, Norway.....	780	Yellowstone (upper), Montana	110		

UNITED STATES CUSTOMS DUTIES.

Following are the existing tariff rates placed by the Underwood-Simmons act of 1913 on articles in common use or of extensive importation. A list of the principal articles on the free list is appended. Amounts given in dollars and cents are specific and the percentages are ad valorem duties. The abbreviation "n. s. p." means "not specially provided for."

DUTIABLE LIST.

SCHEDULE A—CHEMICALS, OILS AND PAINTS.

Acids: Boracic, $\frac{3}{4}$ c lb.; citric, 5c lb.; formic, $1\frac{1}{2}$ c lb.; gallic, 6c lb.; lactic and oxalic, $1\frac{1}{2}$ c lb.; pyrogallie, 12c lb.; salicylic, $2\frac{1}{2}$ c lb.; tannic, 5c lb.; tartaric, $3\frac{1}{2}$ c lb.; acids n. s. p., 15%.

Albumen, dried egg, 3c lb.

Alkalies and compounds of, n. s. p., 15%.

Alumina and compounds, n. e. s., 15%.

Ammonia, carbonate and muriate, $\frac{3}{4}$ c lb.; liquid anhydrous, $2\frac{1}{2}$ c lb.; ammoniacal gas liquor, 10%.

Argols, crude, and calcium tartrate, crude, 5%; with more than 90 per cent of potassium bitartrate, cream of tartar, Rochelle salts, $2\frac{1}{2}$ c lb.

Balsams, natural and crude, 10%; advanced in value, 15%.

Barium, chloride of, $\frac{1}{4}$ c lb.; dioxide of, $1\frac{1}{2}$ c lb.; carbonate of, precipitated, 15%.

Blacking, all kinds, 15%.

Bleaching powder, chloride of lime, 1-10c lb.

Caffein, \$1 lb.; compounds of, 25%.

Calomel, corrosive sublimate, 15%.

Chalk, manufactured, 25%.

Chemical and medicinal compounds, 10c lb. and 20% to 40c lb. and 20%.

Chemical and medicinal compounds in individual packages of $2\frac{1}{2}$ lbs. or less, 20% to 25%.

Chloroform, 2c lb.

Coal tar dyes, n. s. p., 30%.

Coal tar products, not dyes, n. s. p., 5% to 15%.

Cobalt, oxide of, 10c lb.

Collodion, 15%; compounds, 25% to 40%.

Drugs, natural materials for, advanced in value, 10%.

Ergot, 10c lb.

Ethers, 4c to 5c lb.; ethers n. s. p., 20%.

Extracts for dyeing, $\frac{3}{4}$ c lb.

Formaldehyde, 1c lb.

Fusel oil, $\frac{1}{4}$ c lb.

Gelatin, glue and glue size, 1c lb.; valued at above 10c lb., 15% to 25%.

Glycerin, crude, 1c lb.; refined, 2c lb.

Gums, crude, n. s. p., \$1 lb.; arabic, $\frac{1}{2}$ c lb.; camphor, crude, 1c lb.; camphor, refined, 5c lb.

Ink and ink powders, 15%.

Iodoform, 15c lb.

Leaves and roots, $\frac{1}{4}$ c to 10c lb.

Licorice, extracts of, 1c lb.

Lime, citrate of, 1c lb.

Magnesia, 1-10c to 3 1-3c lb.

Menthol, 50c lb.

Oils, fish, n. s. p., 3c gal.; whale, 5c gal.; sperm, 8c gal.; oils and greases, n. s. p., 15%.

Oils, expressed, castor, 12c gal.; flaxseed and linseed, 10c gal.; olive, 20c to 30c gal.; other expressed oils, n. s. p., 15%.

Oils, distilled and essential, 10% to 20% or 6c to 25c lb.

Opium, crude, \$3 to \$6 lb.; derivatives of, \$2 to \$3 oz.

Perfumery, cosmetics, dentifrices, if with alcohol, 40c lb. and 60%; without alcohol, 60%; perfumes, n. s. p., 20%.

Plasters, curative, 15%.

Pigments, 5% to 25%; lead, 25%; zinc oxide, 10% to 15%; varnishes, 10%; enamel paints, n. s. p., 20%.

Potash, bicarbonate and chloride of, $\frac{1}{4}$ c lb.; chromate or bichromate of, 1c lb.; saltpeter, refined, \$7 ton.

Soaps, perfumed, toilet, 30%; medicinal, 20%; castile and unperfumed, 10%; other, n. s. p., 10%.

Soda, benzoate of, 5c lb.; alkalies and sulphites of, $\frac{1}{4}$ c lb.; sal soda, $\frac{1}{2}$ c lb.

Sponges, 10%; bleached, 15%.

Talcum, 15%.

Vanillin, 10c oz.; vanilla beans, 30c lb.

SCHEDULE B—EARTHS, EARTHENWARE AND GLASS-WARE.

Brick, 10%; glazed, decorated, 15%.

Cement, 10%.

Tiles, $1\frac{1}{2}$ c to 5c sq. ft.; 20% to 30%.

Lime, 5%.

Gypsum, 10%.

Pumice stone, unmanufactured, 5%; manufactured, $\frac{1}{4}$ c lb. or 25%.

Clays or earths, unmanufactured, n. s. p., 50c ton; manufactured, \$1 to \$1.50 ton.

Mica, unmanufactured, 4c lb. to 25%; manufactured, 30%.

Earthenware, common, not ornamented, 15%; ornamented, 20% to 30%.

Earthenware of nonvitrified absorbent body, 35% to 40%.

China and porcelain wares, 50% to 55%.

Gas retorts, 10%.

Glass bottles, 30% to 45%.

Glass, window, $\frac{7}{8}$ c to 2c lb.; cylinder and crown, 3c to 10c sq. ft.; cast plate, 6c to 12c sq. ft. and 4% additional if ground, frosted, etc.

Spectacles, 35%.

Lenses, 25%.

Opera glasses, optical instruments, n. s. p., 35%.

Telescopes, microscopes, photographic lenses, 25%.

Mirrors, stained glass windows, manufactures of glass n. s. p., 30%.

Marble, breccia, onyx, rough, 50c cu. ft.; dressed, 75c cu. ft.; paving tiles of, 6c to 10c superficial ft.; mosaic cubes, 20% to 35%.

Marble, breccia, onyx, alabaster, jet, manufactured into monuments, vases, etc., 45%.

Stone, building, manufactured, 25%; unmanufactured, 3c cu. ft.

Grindstones, \$1.50 ton.

Slates n. s. p., 10%.

SCHEDULE C—METALS AND MANUFACTURES OF.

Chrome metal and other alloys used in manufacture of steel n. s. p., 15%.

Bar and other rolled or hammered iron n. s. p., 5%.

Beams, girders and other structural iron and steel, 10%.

Boiler or other plate of iron and steel n. s. p., 12%.

Iron and steel anchors, 12%; anticorrosion balls, 35%.

Hoop, band or scroll iron or steel n. s. p.; barrel hoops of iron and steel, 10%.

Railway fishplates and splice bars, 10%.

Iron or steel sheets with other metals imposed thereon, tin plates, terne plates, 15%.

Steel bars, mill shafting, castings, not containing alloys, 15%.

Rivet, screw, fence, nail and other iron or steel wire rods, 10%.

Round iron or steel wire, 15%; wire rope, 30%.

Anvils, 15%.

Automobiles valued at \$2,000 or more, 45%; under \$2,000, 30%; parts, 30%.

Bicycles, motorcycles, and parts, 25%.

Axles of iron and steel, 10%.

Blacksmiths' hammers and other tools of iron and steel, 10%.

Nuts and washers, 5% to 30%.

Cast iron pipe, 10%.

Chains n. s. p., 20%; sprocket and machine, 25%.

Iron and steel tubing n. s. p., 20%.

Knives, razors, etc., with folding blades, 35% to 55%.

Knives, table, etc., with fixed blades, and without handles, 25%; with handles, 30%.

Files and rasps, 25%.

Muskets and rifles, muzzle loading, 15%; breech-loading guns, 35%.

Needles, 20%.

Fishhooks and fishing tackle, except lines and nets, 30%.

Steel plates for engraving, stereotype plates, electrotrope plates, 15%; lithographic plates of stone, 25%.

Saws, 12%.

Screws, 25%.

Umbrella ribs, 35%.

Wheels, railway, 20%.

Aluminum, crude, 2c lb.; in plates, bars, rods, $\frac{3}{4}$ c lb.

Antimony, 10% to 25%.
 Argentine, German silver, unmanufactured, 15%.
 Bronze, 25%.
 Copper, 5%.
 Gold leaf, 35%.
 Silver leaf, 30%.
 Tinsel wire, 6% to 40%.
 Buckles, metal, 15%.
 Lead-bearing ores, $\frac{3}{4}$ c lb. on lead therein.
 Lead dress, bullion, in pigs and bars, 25% on lead therein.
 Metallic mineral substances n. s. p., 10%.
 Nickel, 10%; in sheets or strips, 20%.
 Pens, metallic, n. s. p., 8c gross.
 Penholders, gold pens, combination penholders, 25%.
 Pins, metal, not jewelry, 20%.
 Type and type metal, 15%.
 Watches and clocks, 30%.
 Zinc-bearing ores, 10% on zinc therein; in blocks, pigs or sheets, 15%.
 Steam engines, locomotives, printing presses, machine tools, 15%; lace-making machines, 25%.
 Articles of gold, silver and platinum, n. s. p., 50%; of iron, steel, lead, copper, brass, nickel, pewter, zinc or aluminum, n. s. p., 20%.

SCHEDULE D—WOOD AND MANUFACTURES OF.

Brier, Ivy or laurel root, unmanufactured, 10%.
 Cedar, lignum-vite, ebony, box, mahogany, rose-wood, satinwood, in boards and planks, 10%; veneers of wood, 15%.
 Paving posts, railroad ties, telegraph poles, 10%.
 Casks, barrels, packing boxes, 15%.
 Boxes for fruit, 15%.
 Chair cane or reeds, 10%; manufactures of osier or willow, 25%.
 Toothpicks, 25%.
 Blinds, screens of wood, bamboo, 20%; if dyed or ornamented, 25%.
 Furniture of wood, manufactures of wood, n. s. p., 15%.

SCHEDULE E—SUGAR, MOLASSES, AND MANUFACTURES OF.

Sugars, sirups and concentrated molasses testing not above 75 degrees, 71-100 lb.; for every additional degree, 26-1000 lb.; molasses not above 40 degrees, 15%; testing above 40 degrees, 2 $\frac{1}{2}$ to 4 $\frac{1}{2}$ gal. (Old duties prevail until March 1, 1914, and after May 1, 1916, sugar and molasses will be free.)
 Maple sugar and sirup, 3c lb.; glucose or grape sugar, 1 $\frac{1}{2}$ c lb.; sugar cane in natural state, 15%; after May 1, 1916, these articles will be free.
 Saccharin, 55c lb.
 Sugar candy and confectionery n. s. p., valued at 15c lb. or less, 2c lb.; valued at more than 15c lb., 25%.

SCHEDULE F—TOBACCO AND MANUFACTURES OF.

Wrapper tobacco, leaf tobacco, unstemmed, \$1.85 lb.; stemmed, \$2.50 lb.
 All other tobacco n. s. p., 55c lb.; scrap tobacco, 35c lb.
 Snuff, 55c lb.
 Cigars and cigarettes, \$4.50 lb. and 25%.

SCHEDULE G—AGRICULTURAL PRODUCTS AND PROVISIONS.

Horses and mules, 10%.
 Live animals n. s. p., 10%.
 Barley, 15c bu.; barley malt, 25c bu.; pearled or hulled, 1c lb.
 Macaroni, vermicelli, 1c lb.
 Oats, 6c lb.; oatmeal, 30c 100 lbs.
 Rice, cleaned, 1c lb.; uncleaned, $\frac{3}{8}$ c lb.
 Biscuits and cakes containing confectionery or nuts, 25%.
 Butter and butter substitutes, 2 $\frac{1}{2}$ c lb.
 Cheese, 20%.
 Beans and lentils n. s. p., 25c bu.
 Beets, 5%.
 Beans, peas, in tins, jars, etc., 1c lb.
 Vegetables, prepared, 25%; in natural state, n. s. p., 15%.
 Pickles n. s. p., 25%.
 Cider, 2c gal.
 Eggs, preserved, 2c lb.; dried, 10c lb.
 Hay, \$2 ton.
 Honey, 10c gal.
 Hops, 16c lb.
 Garlic, 1c lb.

Onions, 20c bu.
 Peas, green or dried, in bulk, 10c bu.; split peas, 20c bu.; peas in packages, $\frac{1}{2}$ c lb.
 Orchids, palms, azalea indica, cut flowers, 25%; other flowers, \$1 to \$10 per 1,000.
 Fruit plants, \$1 per 1,000; rose plants, 4c each; nursery and greenhouse stock, n. s. p., 15%.
 Seeds: Castor, 15c bu.; oil seeds, n. s. p., 20c bu.; poppy, 15c lb.; canary seed, $\frac{1}{2}$ c lb.; caraway, 1c lb.; anise, 2c lb.; carrot, parsley, parsnip, radish, turnip, rutabaga, 3c lb.; other seeds, 5c to 6c lb.
 Straw, 50c ton.
 Fish packed in oil, 25%; in tin packages, 15%.
 Apples, peaches, quinces, cherries, plums and pears, 10c bu.; berries, edible, in natural condition, $\frac{1}{2}$ c qt.; cranberries, 10%; dried or prepared fruits, n. s. p., 1c lb.
 Figs, 2c lb.; plums, prunes, 1c lb.; raisins, 2c lb.; dates, 1c lb.; currants, 1 $\frac{1}{2}$ c lb.; olives, 15c gal.
 Grapes in barrels, 25c cu. ft.
 Lemons, limes, oranges in packages of 1 $\frac{1}{4}$ cu. ft. or less, 18c per package; in larger packages up to 5 cu. ft., 35c to 70c per package; in packages exceeding 5 cu. ft. or in bulk, $\frac{1}{2}$ c lb.
 Pineapples in packages, 6c cu. ft. of package; in bulk, \$5 per 1,000.
 Almonds, not shelled, 3c lb.; shelled, 4c lb.
 Filberts, walnuts, not shelled, 2c lb.; shelled, 4c lb.
 Peanuts, unshelled, $\frac{3}{8}$ c lb.; shelled, $\frac{3}{4}$ c lb.
 Nuts, n. s. p., 1c lb.
 Venison, game, $\frac{1}{2}$ c lb.; game birds, dressed, 30%.
 Poultry, live, 1c lb.; dead, 2c lb.
 Chicory root, unground, 1c lb.; ground, 2c lb.
 Chocolate and cocoa, unsweetened, n. s. p., 8%; sweetened, n. s. p., valued at 20c lb. or less, 2c lb.; at more than 20c lb., 25%.
 Cocoa butter, 3 $\frac{1}{2}$ c lb.
 Dandelion root, substitutes for coffee, 2c lb.
 Starch, potato, 1c lb.; other starch, $\frac{1}{2}$ c lb.
 Spices, unground, 1c to 18c lb.; ground, 20% additional.
 Vinegar, 4c gal.

SCHEDULE H—SPIRITS, WINES AND OTHER BEVERAGES.

Brandy and other distilled spirits, \$2.60 proof gal.
 Cordials, liqueurs, bitters, etc., containing spirits, \$2.60 proof gal.
 Bay rum, \$1.75 gal.
 Champagne in bottles of more than 1 pint to 1 quart, \$9.60 doz.; of more than $\frac{1}{2}$ pint to 1 pint, \$4.80 doz.; $\frac{1}{4}$ pint or less, \$2.40 doz.; more than 1 quart, in addition to \$9.60 doz. bottles, on excess quantity above 1 quart at rate of \$3 gal.
 Still wines, 45c to 60c gal. or \$1.85 per case.
 Ale, porter, stout, beer, in bottles or jugs, 45c gal.; not in bottles or jugs, 23c gal.
 Malt extract, fluid, in casks, 23c gal.; in bottles or jugs, 45c gal.; solid, 45%.
 Fruit juices, 70c to 80c gal. and in addition \$2.07 proof gal. on alcohol.
 Ginger ale or beer, lemonade, soda water, containing no alcohol, 12c to 28c doz. bottles, according to size.
 Mineral waters, 10c to 20c doz. bottles, according to size; in bottles of more than 1 quart, 18c gal.; in bulk, 8c gal.

SCHEDULE I—COTTON MANUFACTURES.

Cotton thread, yarn, warps, not combed, bleached, dyed, mercerized or colored, 5% to 27 $\frac{1}{2}$ %, according to number.
 Spool thread of cotton, crochet, darning and embroidery cottons, 15%.
 Cotton cloth, not bleached, dyed, printed, figured or mercerized, 7 $\frac{1}{2}$ % to 30%, according to number.
 Cloth of cotton and silk, 30%; waterproof cloth of cotton, 25%.
 Cotton handkerchiefs, not hemmed, n. s. p., 25%; hemmed, 30%.
 Cotton clothing, ready made, 30%.
 Plushes, velvets, chiefly of cotton, 40%.
 Curtains and other articles of cotton chenille, 35%.
 Stockings, hose, of cotton, made on knitting machines, n. s. p., 20%.
 Stockings, hose, of cotton, made on machines or knit by hand, valued at not more than 70c per doz. pair, 30%; valued at more than 70c and not more than \$1.20, 40%; valued at more than \$1.20, 50%.
 Cotton gloves, 35%.

Cotton underwear, 30%.
 Cotton handings, belts, cords, suspenders, 25%.
 Cotton table damask, 25%.
 Cotton towels, quilts, blankets, 25%.
 Cotton lace window curtains, 35% to 45%.
 Cotton cloth, n. s. p., 30%.

SCHEDULE J—FLAX, HEMP AND JUTE AND MANUFACTURES OF.

Single yarns of jute, 15% to 20%.
 Cables of lisle, manilla, etc., 1c lb.
 Threads of flax, hemp or ramie, 20% to 25%.
 Single yarns of flax, hemp or ramie, 10% to 20%.
 Gill nettings, nets and seines of flax, hemp or ramie, 25%.
 Floor mattings of straw, 2½c sq. yd.
 Carpets, mats, rugs of fax, hemp, jute, 30%.
 Tapes of flax, 20%.
 Linoleum, 20% to 35%.
 Linen shirt collars and cuffs, 30%.
 Wearing apparel of flax, hemp or ramie, 40%.
 Articles of flax, hemp or ramie, n. s. p., 40%.
 Handkerchiefs of flax, hemp or ramie, 35% to 40%.
 Plain woven fabrics of flax, hemp or ramie, n. s. p., 30%.
 Iste or tampico, dressed, dyed and combed, 20%.

SCHEDULE K—WOOL AND MANUFACTURES OF.

Combed wool or tops advanced beyond scoured condition, n. s. p., 8%.
 Yarns of wool, 18%.
 Woolen cloth, 35%; cloth of cattle or horse hair, 25%; plushes, velvets, etc., of wool, 40%; stockings, hose, made on knitting machines, all wool, 20%; stockings selvaged, fashioned or shaped by machine or by hand, valued at not more than \$1.20 per doz. pairs, 30%; valued at more than \$1.20, 40%.
 Blankets and flannels of wool, 25% to 30%.
 Women's and children's dress goods of wool, n. s. p., 35%.
 Clothing, ready made, including shawls, of wool, 35%.
 Webbing, suspenders, beltings, cords, etc., of wool, 35%.
 Aubusson, Axminster, moquette and chenille carpets, 35%.
 Saxony, Wilton and Tournay velvet carpets, 30%.
 Brussels carpets, 25%.
 Tapestry Brussels carpets, 20%.
 Table Ingrain, three-ply carpets, 20%.
 Carpets and rugs woven whole for rooms, 50%.
 Hair of Angora goat, alpaca, 15%; tops of, 20%; yarns of, 25%; cloth of, 40%; plushes and velvets of, 45%.

SCHEDULE L—SILKS AND SILK GOODS.

Carded or combed silk, 20c lb.
 Spun silk or schappe silk yarn, 35%.
 Velvets, plushes, chenilles of silk, 50%.
 Silk handkerchiefs and mufflers, 40% to 50%.
 Ribbons, etc., of silk, 45%.
 Clothing of silk, 50%.
 Woven fabrics of silk, n. s. p., 45%.
 Artificial or imitation silk fabrics and articles, 35% to 60%.

SCHEDULE M—PAPERS AND BOOKS.

Sheathing paper, roofing felt, paper-box board, 5%.
 Printing paper, japan paper, suitable for books and newspapers but not for covers or bindings, n. s. p., valued above 2½c lb., 12%; in the case of imports from countries charging an export duty or export license fee on printing paper or wood pulp an additional duty equal to the highest export duty or export charge shall be imposed.
 Copying paper, tissue paper, filtering paper, 30%.
 Paper with surface coated in any way, 25% to 40%.
 Lithographed pictures, cards, booklets, 15c to 60c lb.
 Writing paper, 25%.
 Paper envelopes, 15%.
 Books of all kinds, bound or unbound, including blank books, engravings, photographs, etchings, maps, charts, music in books or sheets, 15%.
 Albums, 25%.
 Playing cards, 60%.
 Postcards, not including American views, printed except by lithographic process, 25%.

SCHEDULE N—SUNDRIES.

Beads, 35%.
 Braids, ramie hat, 40%.

Braids of straw, grass, willow, etc., suitable for ornamenting hats, not trimmed, 15% to 25%; trimmed, 40%.
 Brooms, 15%; brushes and feather dusters, 35%.
 Bristles, sorted, 7c lb.
 Buttons, 15% to 40%.
 Cork and articles of, 12c to 15c lb.; cork paper, 35%; manufactures of cork, n. s. p., 30%.
 Dice, dominoes, chessmen, billiard balls, etc., of ivory, bone or other materials, 50%.
 Dolls, marbles and toys not of china, porcelain, earthen or stoneware, 35%.
 Emery, 1c lb.; emery wheels, 20%.
 Firecrackers, 6c lb.; fireworks, 10c lb.
 Matches, 3c per gross of 144 boxes; not in boxes, ½c per 1,000 matches; wax matches, tapers, 25%; white phosphorus matches not admitted.
 Percussion caps, cartridges, 15%; blasting caps, \$1 per 1,000; mining fuses, 15%.
 Feathers, crude, 20%; dressed, 40%; suitable for millinery, 60%; importation of egrettes, egret plumes, osprey plumes or feathers, heads, wings, tails and skins of wild birds, except for scientific purposes, forbidden.
 Furs dressed on the skin, 30%; manufactures of furs, 40%.
 Fans, except common palm-leaf, 50%.
 Gun wads, 10%.
 Hair, human, raw, 10%; drawn, 20%; manufactures of, n. s. p., 35%.
 Hair for mattresses, 10%.
 Hair cloth or eriolinole, 6c sq. yd.; hats of fur, 45%.
 Jewelry, valued at above 20c per doz. pieces, 60%.
 Diamonds and precious stones in the rough, not set, 10%; cut but not set, 20%.
 Laces, n. s. p., 60%.
 Chamolis skins, 15%.
 Leather, manufactures of, 30%.
 Gloves, leather, \$1 to \$2.50 doz. pairs.
 Manufactures of amber, asbestos or wax, 10% to 20%.
 Manufactures of India rubber, 15%; of palm leaf, 15%; of bone and horn, 20%; of grass straw and weeds, 25%; combs of horn, 25%.
 Ivory tusks in natural state, 20%; manufactures of ivory, 35%; manufactures of shell, 25%.
 Matting of cocoa fiber or rattan, 5c sq. ft.
 Moss and sea grass, manufactured or dyed, 10%.
 Musical instruments and parts of, 35%.
 Phonographs, graphophones, 25%.
 Works of art, n. s. p., 15%.
 Pencils of wood, lead pencils, 36c gross; slate pencils, 25%.
 Pencil leads, 10%.
 Photographic cameras and dry plates, n. s. p., 15%; moving picture film, exposed but not developed, 2c ft.; exposed and developed, 3c ft.; film subject to censorship.
 Clay pipes, 25%; other pipes and all smokers' articles, 50%; meerschaum, 20%.
 Hatters' plush, 10%.
 Umbrellas, 35%; sticks for umbrellas, walking canes, 30%.

ON THE FREE LIST.

Acids: Acetic, carbolic, muriatic, nitric, phosphoric, sulphuric.
 Agricultural implements.
 Alcohol, methyl or wood.
 Alizarin.
 Ammonia, sulphate, perchlorate, nitrate of.
 Antimony ore.
 Animals, pure bred, for breeding.
 Antitoxins, vaccine virus, serums.
 Arsenic.
 Art works—See works of art.
 Asbestos, unmanufactured.
 Asphaltum and limestone rock asphalt.
 Bagging for cotton.
 Balm of Gilead.
 Barks (quinine).
 Beeswax.
 Bibles.
 Binding twine.
 Bismuth.
 Bitumen.
 Bolting cloths for milling purposes only.
 Bones, crude.
 Books, printed more than twenty years.
 Books in foreign languages.

- Books for blind.
 Boots and shoes, leather.
 Borax.
 Brass for remanufacture.
 Bristles, crude.
 Broom corn.
 Buckwheat and buckwheat flour.
 Bullion, gold or silver.
 Cash registers.
 Castor or castoreum.
 Cement.
 Chalk, crude.
 Charcoal.
 Charts, printed more than twenty years.
 Chromate of iron.
 Coal, coal tar.
 Cobalt.
 Cochineal.
 Coffee.
 Coins.
 Coke.
 Copper ore.
 Coral, unmanufactured.
 Cork wood or bark, unmanufactured.
 Corn or maize, corn meal.
 Cotton and cotton waste or flocks.
 Curling stones.
 Cream separators.
 Curry and curry powder.
 Dandelion roots, unground.
 Dragon's blood.
 Drugs, crude materials for and nonalcoholic, un-
 compounded, n. s. p.
 Eggs.
 Emery ore and corundum.
 Engravings and etchings more than twenty years old.
 Fats, palm leaf.
 Fish, fresh water, fish, n. s. p.
 Flax straw.
 Flint, flint stones, unground.
 Fossils.
 Fruits or berries, green, ripe or dried, n. s. p.
 Fulminates.
 Furs, undressed.
 Gloves, leather, of horsehide, pigskins and cattle
 hides, except calfskin.
 Grasses and fibers, unmanufactured, n. s. p.
 Grease for soap making, n. s. p.
 Guano, manures.
 Gunpowder for mining, blasting and artillery pur-
 poses.
 Gutta percha, crude.
 Hair of animals, unmanufactured, n. s. p.
 Hemp.
 Hide cuttings, raw.
 Hide rope.
 Hides of cattle.
 Hones and whetstones.
 Hoop iron or steel, for baling cotton.
 Ice.
 India rubber, crude.
 Indigo, indigo dyes.
 Iodine, crude.
 Ipecac.
 Iron ore, pig iron, spiegeleisen, wrought iron, ferro
 manganese; iron in slabs, blooms, n. s. p.
 Jalap.
 Jet, unmanufactured.
 Lard.
 Leather, n. s. p.
 Lemon juice.
 Linotype machines.
 Lithographic prints more than twenty years old.
 Lithographic stones.
 Manuscripts.
 Maps more than twenty years old.
 Meats: Fresh beef, veal, mutton, lamb and pork;
 bacon and hams; meats of all kinds, n. s. p.
 Medals.
 Milk and cream.
 Mineral salts from evaporation.
 Minerals, crude, n. s. p.
 Miners' rescue appliances.
 Models of inventions.
 Music more than twenty years old.
 Nails, cut, of iron or steel, hobnails, all nails
 n. s. p.
 Needles.
 Newspapers and periodicals.
 Nuts: Marrons, coconuts, palm nuts, not prepared.
- Oakum.
 Oil cake.
 Oils: Coconut, cod, cod liver, cottonseed, croton,
 palm, nut; petroleum, crude or refined; kerosene,
 benzine, naphtha, gasoline, paraffin; fish oils of
 American fisheries.
 Oleo stearin.
 Ores of gold, silver, nickel, platinum.
 Paper stock, crude, for paper making.
 Photographs, printed more than twenty years.
 Printing paper for books and newspapers, n. s. p.,
 valued at not above 2½¢ lb.
 Parchment and vellum.
 Paris green.
 Phosphates, crude.
 Phosphorus.
 Photographic and moving picture films, not ex-
 posed or developed.
 Platinum, unmanufactured.
 Plumbago.
 Potatoes.
 Quinia, sulphate of.
 Radium and salts of.
 Railway bars of iron or steel, T rails and punched
 iron or flat steel rails.
 Rags, n. s. p.
 Rye and rye flour.
 Sago, crude, and sago flour.
 Salt.
 Seeds: Cauliflower, celery, cotton, mustard, sor-
 ghum, sugar beet; bulbs and bulbous roots, not
 edible; all flower and grass seeds.
 Sewing machines.
 Shoes and boots, leather.
 Shrimps, lobsters.
 Silk cocoons.
 Silk, raw, in skeins but not advanced in manu-
 facture.
 Silkworm eggs.
 Skins of hares, rabbits, dogs, goats and sheep,
 undressed.
 Skins of all kinds n. s. p.
 Soda.
 Spikes, cut.
 Stamps.
 Statuary for use as models.
 Steel ingots.
 Stone and sand.
 Sugar, after May 1, 1916.
 Sulphur.
 Swine.
 Tallow.
 Tanning materials, not containing alcohol.
 Tapioca, tapioca flour.
 Tar and pitch of wood.
 Tea, n. e. s.; tea plants.
 Teeth, natural.
 Textbooks.
 Tin ore, tin in bars, blocks or pigs.
 Tobacco stems.
 Tungsten-bearing ores.
 Typewriters.
 Uranium.
 Wax, vegetable or mineral.
 Wearing apparel, articles of personal adornment,
 toilet articles and similar personal effects, not
 for sale or for other persons than the owners.
 In the case of residents of the United States
 returning from abroad all wearing apparel, per-
 sonal and household effects taken by them out of
 the United States to foreign countries shall be
 admitted free of duty, without regard to their
 value, upon their identity being established under
 appropriate rules and regulations to be pre-
 scribed by the secretary of the treasury. Up to
 but not exceeding \$100 in value of articles ac-
 quired abroad by such residents of the United
 States for personal or household use or as souve-
 nirs or curios, but not bought on commission or
 intended for sale, shall be admitted free of duty.
 Whalebone, unmanufactured.
 Wheat and wheat flour except when imported from
 a country imposing a duty on wheat and wheat
 flour exported from the United States.
 Wire for fencing or baling purposes.
 Wood: Logs, timber, pulp woods, kindling wood,
 firewood, hoop poles, hoop poles, fence posts, hubs
 for wheels, posts, sawed boards, laths, pickets,
 palings, staves, shingles, ship timber, broom
 handles.

Woods: Cedar, lignum vitæ, lancewood, ebony, box, granadilla, mahogany, rosewood, satinwood and other cabinet woods in the log, rough or hewn only; red cedar timber, hewn, sided, squared or round; sticks of partridge hair wood, pimento, orange, myrtle and other woods n. e. s., in the rough.

Wood pulp, mechanically ground, chemical and rag pulp.

Wool of the sheep, hair of the camel and other like animals.

Wool waste.

Works of art: Original paintings, drawings, artists' proof of engravings, unbound, engravings unbound, printed by hand and original sculptures; works of art imported for exhibition purposes or for presentation to a public institution.

Works of art (except rugs and carpets) which shall have been produced more than 100 years prior to the date of importation.

SPECIAL PROVISIONS.

TRADE AGREEMENTS.

For the purpose of readjusting the present duties on importations into the United States and at the same time to encourage the export trade of this country, the president of the United States is authorized and empowered to negotiate trade agreements with foreign nations wherein mutual concessions are made looking toward freer trade relations and further reciprocal expansion of trade and commerce: Provided, however, That said trade agreements before becoming operative shall be submitted to the congress of the United States for ratification or rejection.

MARKING AND BRANDING.

All articles of foreign manufacture or production which are capable of being marked, stamped, branded or labeled, without injury, shall be marked, stamped, branded or labeled in legible English words, in a conspicuous place that shall not be covered or obscured by any subsequent attachments or arrangements, so as to indicate the country of origin. All packages containing imported articles shall be marked, stamped, branded or labeled so as to indicate legibly and plainly in English words the country of origin and the quantity of their contents.

SYNOPSIS OF TARIFF LEGISLATION SINCE 1884.

Morrison Bills—First bill presented to 48th congress during Chester A. Arthur's administration; proposed a horizontal reduction of 20 per cent with free iron ore, coal and lumber; defeated in house April 15, 1884, by vote of 159 to 155; house heavily democratic and senate republican. Second bill presented to 49th congress during Grover Cleveland's first administration; similar to first bill, proposing free wool, salt and lumber; defeated in house June 17, 1886, by a vote of 157 to 140; house democratic, senate republican.

Mills Bill—Presented to 50th congress during Cleveland's first administration; provided for free lumber and wool, reduction on pig iron and abolition of specific duties on cotton; passed by house July 21, 1888, by vote of 162 to 149, but failed in senate; house democratic, senate republican.

McKinley Bill—Passed by 51st congress during Benjamin Harrison's administration; became law Oct. 6, 1890; high protective measure, though remitting duties on sugar and providing for reciprocity treaties; both houses of congress republican.

Wilson Bill—Passed by 53d congress during Cleveland's second administration; became law Aug. 17, 1894, without the president's signature; both houses democratic; measure reduced duties in some cases and made additions to free list, notably wool.

Dingley Bill—Passed by 54th congress during Mc-

DISCRIMINATING DUTIES.

A discriminating duty of 10 per centum ad valorem, in addition to the duties imposed by law, shall be levied, collected and paid on all goods, wares or merchandise which shall be imported in vessels not of the United States, or which, being the production or manufacture of any foreign country not contiguous to the United States, shall come into the United States from such contiguous country; but this discriminating duty shall not apply to goods, wares or merchandise which shall be imported in vessels not of the United States entitled at the time of such importation by treaty or convention or act of congress to be entered in the ports of the United States on payment of the same duties as shall then be payable on goods, wares and merchandise imported in vessels of the United States, nor to such foreign products or manufactures as shall be imported from such contiguous countries in the usual course of strictly retail trade.

No goods, wares or merchandise, unless in cases provided for by treaty, shall be imported into the United States from any foreign port or place, except in vessels of the United States, or in such foreign vessels as truly and wholly belong to the citizens or subjects of that country of which the goods are the growth, production or manufacture, or from which such goods, wares or merchandise can only be, or most usually are, first shipped for transportation. All goods, wares or merchandise imported contrary to this section, and the vessel wherein the same shall be imported, shall be forfeited to the United States.

The preceding subsection shall not apply to vessels or goods, wares or merchandise imported in vessels of a foreign nation which does not maintain a similar regulation against vessels of the United States.

DISCOUNT FOR AMERICAN SHIPS.

A discount of 5 per centum on all duties imposed by this act shall be allowed on such goods, wares and merchandise as shall be imported in vessels admitted to registration under the laws of the United States; Provided, That nothing in this subsection shall be so construed as to abrogate or in any manner impair or affect the provisions of any treaty concluded between the United States and any foreign nation.

Kinley's administration; approved July 24, 1897; passed by house 205 yeas to 122 nays, 27 members not voting; passed by senate 38 yeas to 23 nays, 23 not voting; house contained 206 republicans and 134 democrats and senate 46 republicans and 34 democrats; measure raised rates to produce more revenue, but was similar in many respects to the McKinley act.

Payne-Aldrich bill passed at extra session of 61st congress in first year of President William H. Taft's administration; approved Aug. 5, 1909; passed the house by a vote of 217 to 161 and the senate by a vote of 45 to 34. The conference vote in the house was 195 yeas to 133 nays, twenty republicans voting in the negative and two democrats in the affirmative. In the senate the vote on the final conference report was 47 to 31, seven republicans voting against it. In general the revision of the Dingley act was in the direction of lower duties, but there were some increases. The law is given practically in full in The Daily News Almanac and Year-Book for 1910.

Underwood-Simmons bill—Passed by 63d congress at extra session called immediately after President Wilson's inauguration in 1913; house and senate democratic. The bill made many reductions in the tariff duties as fixed by the Payne-Aldrich law and placed numerous articles on the free list. It also contained a section establishing a tax on incomes of \$3,000 or more.

UNITED STATES ARSENALS.

The largest of the United States arsenals are located at Rock Island, Ill., and Springfield, Mass. Others are at Pittsburgh, Pa.; Augusta, Ga.; Benicia, Cal.; Columbia, Tenn.; Fort Monroe, Va.; Philadelphia, Pa.; Indianapolis, Ind.; Governor's Island, N. Y.; Jefferson barracks, Mo.; Sandy

Hook, N. J.; San Antonio, Tex.; Dover, N. J.; Watertown, Mass., and Watervliet, N. Y. Some of the above are merely powder depots, the principal manufacturing plants being at Rock Island, Springfield and Watervliet. The navy yards are also arsenals.

FEDERAL INCOME TAX LAW.

Following is the full text of the federal income law enacted by the 63d congress. It forms section 2 of the Underwood-Simmons tariff act, approved Oct. 3, 1913:

A. 1. That there shall be levied, assessed, collected and paid annually upon the entire net income arising or accruing from all sources in the preceding calendar year to every citizen of the United States, whether residing at home or abroad, and to every person residing in the United States, though not a citizen thereof, a tax of 1 per centum per annum upon such income, except as hereinafter provided, and a like tax shall be assessed, levied, collected and paid annually upon the entire net income from all property owned and of every business, trade or profession carried on in the United States by persons residing elsewhere.

2. In addition to the income tax provided under this section (herein referred to as the normal income tax) there shall be levied, assessed and collected upon the net income of every individual an additional income tax (herein referred to as the additional tax) of 1 per centum per annum upon the amount by which the total net income exceeds \$20,000 and does not exceed \$50,000, and 2 per centum per annum upon the amount by which the total net income exceeds \$50,000 and does not exceed \$75,000, 3 per centum per annum upon the amount by which the total net income exceeds \$75,000 and does not exceed \$100,000, 4 per centum per annum upon the amount by which the total net income exceeds \$100,000 and does not exceed \$250,000, 5 per centum per annum upon the amount by which the total net income exceeds \$250,000 and does not exceed \$500,000, and 6 per centum per annum upon the amount by which the total net income exceeds \$500,000. All the provisions of this section relating to individuals who are to be chargeable with the normal income tax, so far as they are applicable and are not inconsistent with this subdivision of paragraph A, shall apply to the levy, assessment and collection of the additional tax imposed under this section. Every person subject to this additional tax shall, for the purpose of its assessment and collection, make a personal return of his total net income from all sources, corporate or otherwise, for the preceding calendar year, under rules and regulations to be prescribed by the commissioner of internal revenue and approved by the secretary of the treasury. For the purpose of this additional tax the taxable income of any individual shall embrace the share to which he would be entitled of the gains and profits, if divided or distributed, whether divided or distributed or not, of all corporations, joint stock companies or associations, however created or organized, formed or fraudulently availed of for the purpose of preventing the imposition of such tax through the medium of permitting such gains and profits to accumulate instead of being divided or distributed, and the fact that any such corporation, joint stock company or association is a mere holding company, or that the gains and profits are permitted to accumulate beyond the reasonable needs of the business, shall be prima facie evidence of a fraudulent purpose to escape such tax; but the fact that the gains and profits are in any case permitted to accumulate and become surplus shall not be construed as evidence of a purpose to escape the said tax in such case unless the secretary of the treasury shall certify that in his opinion such accumulation is unreasonable for the purposes of the business. When requested by the commissioner of internal revenue or any district collector of internal revenue, such corporation, joint stock company or association shall forward to him a correct statement of such profits and the names of the individuals who would be entitled to the same if distributed.

B. That, subject only to such exemptions and deductions as are hereinafter allowed, the net income of a taxable person shall include gains, profits and income derived from salaries, wages or compensation for personal service of whatever kind and in whatever form paid, or from professions, vocations, businesses, trade, commerce or sales, or dealings in property, whether real or personal, growing out of the ownership or use of or interest in real or personal property, also from in-

terest, rent, dividends, securities or the transaction of any lawful business carried on for gain or profit, or gains or profits, and income derived from any source whatever, including the income from but not the value of property acquired by gift, bequest, devise or descent; Provided, That the proceeds of life insurance policies paid upon the death of the person insured or payments made by or credited to the insured on life insurance, endowment or annuity contracts, upon the return thereof to the insured at the maturity of the term mentioned in the contract, or upon surrender of contract, shall not be included as income.

That in computing net income for the purpose of the normal tax there shall be allowed as deductions: First, the necessary expenses actually paid in carrying on any business, not including personal, living or family expenses; second, all interest paid within the year by a taxable person on indebtedness; third, all national, state, county, school and municipal taxes paid within the year, not including those assessed against local benefits; fourth, losses actually sustained during the year, incurred in trade or arising from fires, storms or shipwreck, and not compensated for by insurance or otherwise; fifth, debts due to the taxpayer actually ascertained to be worthless and charged off within the year; sixth, a reasonable allowance for the exhaustion, wear and tear of property arising out of its use or employment in the business, not to exceed, in the case of mines, 5 per centum of the gross value at the mine of the output for the year for which the computation is made, but no deduction shall be made for any amount of expense of restoring property or making good the exhaustion thereof for which an allowance is or has been made; Provided, That no deduction shall be allowed for any amount paid out for new buildings, permanent improvements or betterments, made to increase the value of any property or estate; seventh, the amount received as dividends upon the stock or from the net earnings of any corporation, joint stock company, association or insurance company which is taxable upon its net income as hereinafter provided; eighth, the amount of income, the tax upon which has been paid or withheld for payment at the source of the income, under the provisions of this section, provided that whenever the tax upon the income of a person is required to be withheld and paid at the source as hereinafter required, if such annual income does not exceed the sum of \$3,000 or is not fixed or certain, or is indefinite or irregular as to amount or time of accrual, the same shall not be deducted in the personal return of such person.

The net income from property owned and business carried on in the United States by persons residing elsewhere shall be computed upon the basis prescribed in this paragraph and that part of paragraph G of this section relating to the computation of the net income of corporations, joint stock and insurance companies, organized, created or existing under the laws of foreign countries, in so far as applicable.

That in computing net income under this section there shall be excluded the interest upon the obligations of a state or any political subdivision thereof, and upon the obligations of the United States or its possessions; also the compensation of the present president of the United States during the term for which he has been elected, and of the judges of the Supreme and inferior courts of the United States now in office, and the compensation of all officers and employees of a state or any political subdivision thereof except when such compensation is paid by the United States government.

C. That there shall be deducted from the amount of the net income of each of said persons, ascertained as provided herein, the sum of \$3,000, plus \$1,000 additional if the person making the return be a married man with a wife living with him, or plus the sum of \$1,000 additional if the person making return be a married woman with a husband living with her, but in no event shall this additional exemption of \$1,000 be deducted by both a husband and a wife. Provided, That only one deduction of \$4,000 shall be made from the aggregate

income of both husband and wife when living together.

D. The said tax shall be computed upon the remainder of said net income of each person subject thereto, accruing during each preceding calendar year ending Dec. 31: Provided, however, That for the year ending Dec. 31, 1913, said tax shall be computed on the net income accruing from March 1 to Dec. 31, 1913, both dates inclusive, after deducting five-sixths only of the specific exemptions and deductions herein provided for. On or before the first day of March, 1914, and the first day of March in each year thereafter a true and accurate return, under oath or affirmation, shall be made by each person of lawful age, except as hereinafter provided, subject to the tax imposed by this section and having a net income of \$3,000 or over for the taxable year, to the collector of internal revenue for the district in which such person resides or has his principal place of business, or, in the case of a person residing in a foreign country, in the place where his principal business is carried on within the United States, in such form as the commissioner of internal revenue, with the approval of the secretary of the treasury, shall prescribe, setting forth specifically the gross amount of income from all separate sources and from the total thereof, deducting the aggregate items or expenses and allowance herein authorized; guardians, trustees, executors, administrators, agents, receivers, conservators and all persons, corporations or associations acting in any fiduciary capacity shall make and render a return of the net income of the person for whom they act, subject to this tax, coming into their custody or control and management, and be subject to all the provisions of this section which apply to individuals: Provided, That a return made by one of two or more joint guardians, trustees, executors, administrators, agents, receivers and conservators or other persons acting in a fiduciary capacity, filed in the district where such person resides or in the district where the will or other instrument under which he acts is recorded, unless such regulations as the secretary of the treasury may prescribe, shall be a sufficient compliance with the requirements of this paragraph, and also all persons, firms, companies, copartnerships, corporations, joint stock companies or associations and insurance companies, except as hereinafter provided, in whatever capacity acting, having the control, receipt, disposal or payment of fixed or determinable annual or periodical gains, profits and income of another person subject to tax, shall in behalf of such person, deduct and withhold from the payment an amount equivalent to the normal income tax upon the same and make and render a return, as aforesaid, but separate and distinct, of the portion of the income of each person from which the normal tax has been thus withheld, and containing also the name and address of such person or stating that the name and address or the address, as the case may be, are unknown: Provided, That the provision requiring the normal tax of individuals to be withheld at the source of the income shall not be construed to require any of such tax to be withheld prior to the first day of November, 1913: Provided further, That in either case above mentioned no return of income not exceeding \$3,000 shall be required: Provided further, That any persons carrying on business in partnership shall be liable for income tax only in their individual capacity, and the share of the profits of a partnership to which any taxable partner would be entitled if the same were divided, whether divided or otherwise, shall be returned for taxation and the tax paid under the provision of this section, and any such firm, when requested by the commissioner of internal revenue or any district collector, shall forward to him a correct statement of such profits and the names of the individuals who would be entitled to the same, if distributed: Provided further, That persons liable for the normal income tax only, on their own account or in behalf of another, shall not be required to make return of the income derived from dividends on the capital stock or from the net earnings of corporations, joint stock companies or associations and insurance companies taxable upon their net income as hereinafter provided. Any person for whom return has been made and the

tax paid, or to be paid as aforesaid, shall not be required to make a return unless such person has other net income, but only one deduction of \$3,000 shall be made in the case of any such person. The collector or deputy collector shall require every list to be verified by the oath or affirmation of the party rendering it. If the collector or deputy collector have reason to believe that the amount of any income returned is understated, he shall give due notice to the person making the return to show cause why the amount of the return should not be increased, and upon proof of the amount understated may increase the same accordingly. If dissatisfied with the decision of the collector such person may submit the case, with all the papers, to the commissioner of internal revenue for his decision, and may furnish sworn testimony of witnesses to prove any relevant facts.

E. That all assessments shall be made by the commissioner of internal revenue and all persons shall be notified of the amount for which they are respectively liable on or before the first day of June of each successive year, and said assessments shall be paid on or before the thirtieth day of June, except in cases of refusal or neglect to make such return and in cases of false or fraudulent returns, in which cases the commissioner of internal revenue shall, upon the discovery thereof, at any time within three years after said return is due, make a return upon information obtained as provided for in this section or by existing law, and the assessment made by the commissioner of internal revenue thereon shall be paid by such person or persons immediately upon notification of the amount of such assessment, and to any sum or sums due and unpaid after the thirtieth day of June in any year, and for ten days after notice and demand thereof by the collector, there shall be added the sum of 5 per centum on the amount of tax unpaid and interest at the rate of 1 per centum per month upon said tax from the time the same became due except from the estates of insane, deceased or insolvent persons.

All persons, firms, copartnerships, companies, corporations, joint stock companies or associations and insurance companies, in whatever capacity acting, including lessees or mortgagors of real or personal property, trustees acting in any trust capacity, executors, administrators, agents, receivers, conservators, employers and all officers and employees of the United States having the control, receipt, custody, disposal or payment of interest, rent, salaries, wages, premiums, annuities, compensation, remuneration, emoluments or other fixed or determinable annual gains, profits and income of another person, exceeding \$3,000 for any taxable year, other than dividends on capital stock or from the net earnings of corporations and joint-stock companies or associations subject to like tax, who are required to make and render a return in behalf of another, as provided herein, to the collector of his, her or its district, are hereby authorized and required to deduct and withhold from such annual gains, profits and income such sum as will be sufficient to pay the normal tax imposed thereon by this section, and shall pay to the officer of the United States government authorized to receive the same, and they are each hereby made personally liable for such tax. In all cases where the income tax of a person is withheld and deducted and paid or to be paid at the source, as aforesaid, such person shall not receive the benefit of the deduction and exemption allowed in paragraph C of this section except by an application for refund of the tax unless he shall, not less than thirty days prior to the day on which the return of his income is due, file with the person who is required to withhold and pay tax for him, a signed notice in writing claiming the benefit for such exemption and thereupon no tax shall be withheld upon the amount of such exemption: Provided, That if any person for the purpose of obtaining any allowance or reduction by virtue of a claim for such exemption, either for himself or for any other person, knowingly makes any false statement or false or fraudulent representation, he shall be liable to a penalty of \$300; nor shall any person under the foregoing conditions be allowed the benefit of any deduction provided for in subsection B of this section unless he shall,

not less than thirty days prior to the day on which the return of his income is due, either file with the person who is required to withhold and pay tax for him a true and correct return of his annual gains, profits and income from all other sources, and also the deductions asked for, and the showing thus made shall then become a part of the return to be made in his behalf by the person required to withhold and pay the tax, or likewise make application for deductions to the collector of the district in which return is made or to be made for him. Provided further, That if such person is a minor or an insane person, or is absent from the United States, or is unable owing to serious illness to make the return and application above provided for, the return and application may be made for him or her by the person required to withhold and pay the tax, he making oath under the penalties of this act that he has sufficient knowledge of the affairs and property of his beneficiary to enable him to make a full and complete return for him or her, and that the return and application made by him are full and complete: Provided further, That the amount of the normal tax hereinbefore imposed shall be deducted and withheld from fixed and determinable annual gains, profits and income derived from interest upon bonds and mortgages or deeds of trust or other similar obligations of corporations, joint-stock companies or associations and insurance companies, whether payable annually or at shorter or longer periods, although such interest does not amount to \$3,000, subject to the provisions of this section requiring the tax to be withheld at the source and deducted from annual income and paid to the government, and likewise the amount of such tax shall be deducted and withheld from coupons, checks or bills of exchange for or in payment of interest upon bonds of foreign countries and upon foreign mortgages or like obligations (not payable in the United States), and also from coupons, checks or bills of exchange for or in payment of any dividends upon the stock or interest upon the obligations of foreign corporations, associations and insurance companies engaged in business in foreign countries, and the tax in each case shall be withheld and deducted for and in behalf of any person subject to the tax hereinbefore imposed, although such interest, dividends or other compensation does not exceed \$3,000, by any banker or person who shall sell or otherwise realize coupons, checks or bills of exchange drawn or made in payment of any such interest or dividends (not payable in the United States), and any person who shall obtain payment (not in the United States), in behalf of another of such dividends and interest by means of coupons, checks or bills of exchange, and also any dealer in such coupons who shall purchase the same for any such dividends or interest (not payable in the United States) otherwise than from a banker or another dealer in such coupons, but in each case the benefit of the exemption and the deduction allowable under this section may be had by complying with the foregoing provisions of this paragraph.

All persons, firms or corporations undertaking as a matter of business or for profit the collection of foreign payments of such interest or dividends by means of coupons, checks or bills of exchange shall obtain a license from the commissioner of internal revenue and shall be subject to such regulations enabling the government to ascertain and verify the due withholding and payment of the income tax required to be withheld and paid as the commissioner of internal revenue, with the approval of the secretary of the treasury, shall prescribe, and any person who shall knowingly undertake to collect such payment as aforesaid without having obtained a license therefor, or without complying with such regulations, shall be deemed guilty of a misdemeanor and for each offense be fined in a sum not exceeding \$5,000 or imprisoned for a term not exceeding one year, or both, in the discretion of the court.

Nothing in this section shall be construed to release a taxable person from liability for income tax, nor shall any contract entered into after this act takes effect be valid in regard to any federal income tax imposed upon a person liable to such payment.

The tax herein imposed upon annual gains, profits and income not falling under the foregoing and not returned and paid by virtue of the foregoing shall be assessed by personal return under rules and regulations to be prescribed by the commissioner of internal revenue and approved by the secretary of the treasury.

The provisions of this section relating to the deduction and payment of the tax at the source of income shall only apply to the normal tax hereinbefore imposed upon individuals.

F. That if any person, corporation, joint-stock company, association or insurance company liable to make the return or pay the tax aforesaid shall refuse or neglect to make a return at the time or times hereinbefore specified in each year, such person shall be liable to a penalty of not less than \$20 nor more than \$1,000. Any person or any officer of any corporation required by law to make, render, sign or verify any return who makes any false or fraudulent return or statement with intent to defraud or evade the assessment required by this section to be made shall be guilty of a misdemeanor and shall be fined not exceeding \$2,000 or be imprisoned not exceeding one year, or both, at the discretion of the court, with the costs of prosecution.

G. (a) That the normal tax hereinbefore imposed upon the individuals likewise shall be levied, assessed and paid annually upon the entire net income arising or accruing from all sources during the preceding calendar year to every corporation, joint-stock company or association and every insurance company organized in the United States, no matter how created or organized, not including partnerships; but if organized, authorized or existing under the laws of any foreign country, then upon the amount of net income accruing from business transacted and capital invested within the United States during such year: Provided, however, That nothing in this section shall apply to labor, agricultural or horticultural organizations or to mutual savings banks not having a capital stock retailed by shares, or to fraternal beneficiary societies, orders or associations operating under the lodge system or for the exclusive benefit of the members of a fraternity itself operating under the lodge system and providing for the payment of life, sick, accident and other benefits to the members of such societies, orders or associations and dependents of such members, nor to domestic building and loan associations, nor to cemetery companies, organized and operated exclusively for the mutual benefit of their members, nor to any corporation or association organized and operated exclusively for religious, charitable, scientific or educational purposes, no part of the net income of which inures to the benefit of any private stockholder or individual, nor to business leagues, nor to chambers of commerce or boards of trade, nor organized for profit or no part of the net income of which inures to the benefit of the private stockholder or individual; nor to any civic league or organization not organized for profit, but operated exclusively for the promotion of social welfare: Provided further, That there shall not be taxed under this section any income derived from any public utility or from the exercise of any essential governmental function accruing to any state, territory or the District of Columbia, or any political subdivision of a state, territory or the District of Columbia, nor any income accruing to the government of the Philippine Islands or Porto Rico, or of any political subdivision of the Philippine Islands or Porto Rico: Provided, That whenever any state, territory or the District of Columbia, or any political subdivision of a state or territory, has, prior to the passage of this act, entered in good faith into a contract with any person or corporation, the object and purpose of which is to acquire, construct, operate or maintain a public utility, no tax shall be levied under the provisions of this act upon the income derived from the operation of such public utility, so far as the payment thereof will impose a loss or burden upon such state, territory or the District of Columbia, or a political subdivision of a state or territory; but this provision is not intended to confer upon such person or corporation any financial gain or exemption or to relieve

such person or corporation from the payment of a tax as provided for in this section upon the part or portion of the said income to which such person or corporation shall be entitled under such contract.

(b) Such net income shall be ascertained by deducting from the gross amount of the income of such corporation, joint-stock company or association or insurance company, received within the year from all sources, (first) all the ordinary and necessary expenses paid within the year in the maintenance and operation of its business and properties, including rentals or other payments required to be made as a condition to the continued use or possession of property; (second) all losses actually sustained within the year and not compensated by insurance or otherwise, including a reasonable allowance for depreciation by use, wear and tear of property, if any, and in the case of mines a reasonable allowance for depletion of ores and all other natural deposits, not to exceed 5 per centum of the gross value at the mine of the output for the year for which the computation is made, and in case of insurance companies the net addition, if any, required by law to be made within the year to reserve funds and the sums other than dividends paid within the year on policy and annuity contracts: Provided, That mutual fire insurance companies requiring their members to make premium deposits to provide for losses and expenses shall not return as income any portion of the premium deposits returned to their policyholders, but shall return as taxable income all income received by them from all other sources plus such portions of the premium deposits as are retained by the companies for purposes other than the payment of losses and expenses and reinsurance reserves: Provided further, That mutual marine insurance companies shall include in their return of gross income gross premiums collected and received by them less amounts paid for reinsurance, but shall be entitled to include in deductions from gross income amounts repaid to policyholders on account of premiums previously paid by them, and interest paid upon such amounts between the ascertainment thereof and the payment thereof and life insurance companies shall not include as income in any year such portion of an individual premium received from any individual policyholder as shall have been paid back or credited to such individual policyholder, or treated as an abatement of premium of such individual policyholder, within such year; (third) the amount of interest accrued and paid within the year on its indebtedness to an amount of such indebtedness not exceeding one-half of the sum of its interest bearing indebtedness and its paid-up capital stock outstanding at the close of the year, or if no capital stock, the amount of interest paid within the year on an amount of its indebtedness not exceeding the amount of capital employed in the business at the close of the year: Provided, That in case of indebtedness wholly secured by collateral the subject of sale in ordinary business of such corporation, joint-stock company or association, the total interest secured and paid by such company, corporation or association within the year on any such indebtedness may be deducted as a part of its expense of doing business: Provided further, That in the case of bonds or other indebtedness which have been issued with a guaranty that the interest payable thereon shall be free from taxation, no deduction for the payment of the tax herein imposed shall be allowed, and in the case of a bank, banking association, loan or trust company, interest paid within the year on deposits or on moneys received for investment and secured by interest bearing certificates of indebtedness issued by such bank, banking association, loan or trust company; (fourth) all sums paid by it within the year for taxes imposed under the authority of the United States or of any state or territory thereof, or imposed by the government of any foreign country: Provided, That in the case of a corporation, joint-stock company or association, or insurance company, organized, authorized or existing under the laws of any foreign country, such net income shall be ascertained by deducting from the gross amount of its income accrued within the year from business transacted and capital invested within the United States, (first) all the ordinary and necessary expenses actually paid within

the year out of earnings in the maintenance and operation of its business and property within the United States, including rentals or other payments required to be made as a condition to the continued use or possession of property; (second) all losses actually sustained within the year in business conducted by it within the United States and not compensated by insurance or otherwise, including a reasonable allowance for depreciation by use, wear and tear of property, if any, and in the case of mines a reasonable allowance for depletion of ores and all other natural deposits, not to exceed 5 per centum of the gross value at the mine of the output for the year for which the computation is made; and in case of insurance companies the net addition, if any, required by law to be made within the year to reserve funds and the sums other than dividends paid within the year on policy and annuity contracts: Provided further, That mutual fire insurance companies requiring their members to make premium deposits to provide for losses and expenses shall not return as income any portion of the premium deposits returned to their policyholders, but shall return as taxable income all income received by them from all other sources plus such portions of the premium deposits as are retained by the companies for purposes other than the payment of losses and expenses and reinsurance reserves: Provided further, That mutual marine insurance companies shall include in their return of gross income gross premiums collected and received by them less amounts paid for reinsurance, but shall be entitled to include in deductions from gross income amounts repaid to policyholders on account of premiums previously paid by them, and interest paid upon such amounts between the ascertainment thereof and the payment thereof and life insurance companies shall not include as income in any year such portion of any actual premium received from any individual policyholder as shall have been paid back or credited to such individual policyholder, or treated as an abatement of premium of such individual policyholder, within such year; (third) the amount of interest accrued and paid within the year on its indebtedness to an amount of such indebtedness not exceeding the proportion of one-half of the sum of its interest bearing indebtedness and its paid-up capital stock outstanding at the close of the year, or if no capital stock, the capital employed in the business at the close of the year which the gross amount of its income for the year from business transacted and capital invested within the United States bears to the gross amount of its income derived from all sources within and without the United States: Provided, That in the case of bonds or other indebtedness which have been issued with a guaranty that the interest payable thereon shall be free from taxation, no deduction for the payment of the tax herein imposed shall be allowed; (fourth) all sums paid by it within the year for taxes imposed under the authority of the United States or of any state or territory thereof or the District of Columbia. In the case of assessment insurance companies, whether domestic or foreign, the actual deposit of sums with state or territorial officers, pursuant to law, as additions to guarantee or reserve funds shall be treated as being payments required by law to reserve funds.

(c) The tax herein imposed shall be computed upon its entire net income accrued within each preceding calendar year ending Dec. 31: Provided, however, That for the year ending Dec. 31, 1913, said tax shall be imposed upon its entire net income accrued within that portion of said year from March 1 to Dec. 31, both dates inclusive, to be ascertained by taking five-sixths of its entire net income for said calendar year: Provided further, That any corporation, joint-stock company or association or insurance company subject to this tax may designate the last day of any month in the year as the day of the closing of its fiscal year and shall be entitled to have the tax payable by it computed upon the basis of the net income ascertained as herein provided for the year ending on the day so designated in the year preceding the date of assessment instead of upon the basis of the net income for the calendar year preceding the date of assessment, and it shall give notice of the day it

has thus designated as the closing of its fiscal year to the collector of the district in which its principal business office is located at any time not less than thirty days prior to the date upon which its annual return shall be filed. All corporations, joint-stock companies or associations and insurance companies subject to the tax herein imposed, computing taxes upon the income of the calendar year, shall, on or before the first day of March, 1914, and the first day of March in each year thereafter, and all corporations, joint-stock companies or associations and insurance companies, computing taxes upon the income of a fiscal year which it may designate in the manner herebefore provided, shall render a like return within sixty days after the close of its said fiscal year, and within sixty days after the close of its fiscal year in each year thereafter, or in the case of a corporation, joint-stock company or association, or insurance company, organized or existing under the laws of a foreign country, in the place where its principal business is located within the United States, in such form as the commissioner of internal revenue, with the approval of the secretary of the treasury, shall prescribe, shall render a true and accurate return under oath or affirmation of its president, vice-president, or other principal officer, and its treasurer or assistant treasurer, to the collector of internal revenue for the district in which it has its principal place of business, setting forth (first) the total amount of its paid-up capital stock outstanding, or if no capital stock, its capital employed in business, at the close of the year; (second) the total amount of its bonded and other indebtedness at the close of the year; (third) the gross amount of its income, received during such year from all sources, and if organized under the laws of a foreign country the gross amount of its income received within the year from business transacted and capital invested within the United States; (fourth) the total amount of all its ordinary and necessary expenses paid out of earnings in the maintenance and operation of the business and properties of such corporation, joint-stock company or association, or insurance company within the year, stating separately all rentals or other payments required to be made as a condition to the continued use or possession of property, and if organized under the laws of a foreign country the amount so paid in the maintenance and operation of its business within the United States; (fifth) the total amount of all losses actually sustained during the year and not compensated by insurance or otherwise, stating separately any amounts allowed for depreciation of property, and in case of insurance companies the net addition, if any, required by law to be made within the year to reserve funds and the sums other than dividends paid within the year on policy and annuity contracts; Provided further, That mutual fire insurance companies requiring their members to make premium deposits to provide for losses and expenses shall not return as income any portion of the premium deposits returned to their policyholders, but shall return as taxable income all income received by them from all other sources plus such portions of the premium deposits as are retained by the companies for purposes other than the payment of losses and expenses and reinsurance reserves; Provided further, That mutual marine insurance companies shall include in their return of gross income gross premiums collected and received by them less amounts paid for reinsurance, but shall be entitled to include in deductions from gross income amounts repaid to policyholders on account of premiums previously paid by them, and interest paid upon such amounts between the ascertainment thereof and the payment thereof and life insurance companies shall not include as income in any year such portion of any actual premium received from any individual policyholder as shall have been paid back or credited to such individual policyholder, or treated as an abatement of premium of such individual policyholder, within such year; and in case of a corporation, joint-stock company or association, or insurance company, organized under the laws of a foreign country, all losses actually sustained by it during the year in business conducted by it within the United States, not compensated by insurance

or otherwise, stating separately any amounts allowed for depreciation of property, and in case of insurance companies the net addition, if any, required by law to be made within the year to reserve funds and the sums other than dividends paid within the year on policy and annuity contracts; Provided further, That mutual fire insurance companies requiring their members to make premium deposits to provide for losses and expenses shall not return as income any portion of the premium deposits returned to their policyholders, but shall return as taxable income all income received by them from all other sources plus such portions of the premium deposits as are retained by the companies for purposes other than the payment of losses and expenses and reinsurance reserves; Provided further, That mutual marine insurance companies shall include in their return of gross income gross premiums collected and received by them less amounts paid for reinsurance, but shall be entitled to include in deductions from gross income amounts repaid to policyholders on account of premiums previously paid by them, and interest paid upon such amounts between the ascertainment thereof and the payment thereof and life insurance companies shall not include as income in any year such portion of any actual premium received from any individual policyholder as shall have been paid back or credited to such individual policyholder, or treated as an abatement of premium of such individual policyholder, within such year; (sixth) the amount of interest accrued and paid within the year on its bonded or other indebtedness not exceeding one-half of the sum of its interest bearing indebtedness and its paid up capital stock, outstanding at the close of the year, or if no capital stock, the amount of interest paid within the year on an amount of indebtedness not exceeding the amount of capital employed in the business at the close of the year, and in the case of a bank, banking association, or trust company, stating separately all interest paid by it within the year on deposits; or in case of a corporation, joint stock company or association, or insurance company, organized under the laws of a foreign country, interest so paid on its bonded or other indebtedness to an amount of such bonded or other indebtedness not exceeding the proportion of its paid up capital stock outstanding at the close of the year, or if no capital stock, the amount of capital employed in the business at the close of the year, which the gross amount of its income for the year from business transacted and capital invested within the United States bears to the gross amount of its income derived from all sources within and without the United States; (seventh) the amount paid by it within the year for taxes imposed under the authority of the United States and separately the amount so paid by it for taxes imposed by the government of any foreign country; (eighth) the net income of such corporation, joint-stock company or association, or insurance company, after making the deductions in this subsection authorized. All such returns shall as received be transmitted forthwith by the collector to the commissioner of internal revenue.

All assessments shall be made and the several corporations, joint stock companies or associations, and insurance companies shall be notified of the amount for which they are respectively liable on or before the first day of June of each successive year, and said assessment shall be paid on or before the thirtieth day of June: Provided, That every corporation, joint stock company or association and insurance company, computing taxes upon the income of the fiscal year which it may designate in the manner herebefore provided, shall pay the taxes due under its assessment within 120 days after the date upon which it is required to file its list or return of income for assessment; except in cases of refusal or neglect to make such return, and in cases of false or fraudulent returns, in which cases the commissioner of internal revenue shall, upon the discovery thereof, at any time within three years after said return is due, make a return upon information obtained as provided for in this section or by existing law, and the assessment made by the commissioner of internal revenue thereon shall be paid by such corporation, joint-stock company or

association, or insurance company immediately upon notification of the amount of such assessment; and to any sum or sums due and unpaid after the thirtieth day of June in any year, or after 120 days from the date on which the return of income is required to be made by the taxpayer, and after ten days' notice and demand thereof by the collector, there shall be added the sum of 5 per centum on the amount of tax unpaid and interest at the rate of 1 per centum per month upon said tax from the time the same becomes due.

(d) When the assessment shall be made, as provided in this section, the returns, together with any corrections thereof which may have been made by the commissioner, shall be filed in the office of the commissioner of internal revenue and shall constitute public records and be open to inspection as such: Provided, That any and all such returns shall be open to inspection only upon the order of the president, under rules and regulations to be prescribed by the secretary of the treasury and approved by the president: Provided further, That the proper officers of any state imposing a general income tax may, upon the request of the governor thereof, have access to said returns or to an abstract thereof, showing the name and income of each such corporation, joint stock company, association or insurance company, at such times and in such manner as the secretary of the treasury may prescribe.

If any of the corporations, joint-stock companies or associations, or insurance companies aforesaid, shall refuse or neglect to make a return at the time or times herebefore specified in each year, or shall render a false or fraudulent return, such corporation, joint-stock company or association, or insurance company shall be liable to a penalty of not exceeding \$10,000.

II. That the word "State" or "United States" when used in this section shall be construed to include any territory, Alaska, the District of Columbia, Porto Rico and the Philippine Islands, when such construction is necessary to carry out its provisions.

I. That sections 3167, 3172, 3173 and 3176 of the revised statutes of the United States as amended are hereby amended so as to read as follows:

"Sec. 3167. It shall be unlawful for any collector, deputy collector, agent, clerk or other officer or employee of the United States to divulge or to make known in any manner whatever not provided by law to any person the operations, style of work or apparatus of any manufacturer or producer visited by him in the discharge of his official duties, or the amount or source of income, profits, losses, expenditures or any article thereof, set forth or disclosed in any income return by any person or corporation, or to permit any income return or copy thereof or any book containing any abstract or particulars thereof to be seen or examined by any person except as provided by law; and it shall be unlawful for any person to print or publish in any manner whatever not provided by law any income return or any part thereof or the amount or source of income, profits, losses or expenditures appearing in any income return; and any offense against the foregoing provision shall be a misdemeanor and be punished by a fine not exceeding \$1,000 or by imprisonment not exceeding one year, or both, at the discretion of the court; and if the offender be an officer or employee of the United States he shall be dismissed from office and be incapable thereafter of holding any office under the government.

"Sec. 3172. Every collector shall, from time to time, cause his deputies to proceed through every part of his district and inquire after and concerning all persons therein who are liable to pay any internal revenue tax and all persons owning or having the care and management of any objects liable to pay any tax, and to make a list of such persons and enumerate said objects.

"Sec. 3173. It shall be the duty of any person, partnership, firm, association or corporation, made liable to any duty, special tax or other tax imposed by law, when not otherwise provided for, in case of a special tax, on or before the thirty-first day of July in each year, in case of income tax on or before the first day of March in each year, and in other cases before the day on which the taxes ac-

crue, to make a list or return, verified by oath of affirmation, to the collector or a deputy collector of the district where located, of the articles or objects, including the amount of annual income charged with a duty or tax, the quantity of goods, wares and merchandise made or sold and charged with a tax, the several rates and aggregate amount, according to the forms and regulations to be prescribed by the commissioner of internal revenue, with the approval of the secretary of the treasury, for which such person, partnership, firm, association or corporation is liable: Provided, That if any person liable to pay any duty or tax, or owning, possessing or having the care or management of property, goods, wares and merchandise, articles or objects liable to pay any duty, tax or license, shall fail to make and exhibit a list or return required by law, but shall consent to disclose the particulars of any and all the property, goods, wares and merchandise, articles and objects liable to pay any duty or tax, or any business or occupation liable to pay any tax as aforesaid, then, and in that case, it shall be the duty of the collector or deputy collector to make such list or return, which, being distinctly read, consented to and signed and verified by oath or affirmation by the person so owning, possessing or having the care and management as aforesaid, may be received as the list of such person: Provided further, That in case no annual list or return has been rendered by such person to the collector or deputy collector as required by law, and the person shall be absent from his or her residence or place of business at the time the collector or a deputy collector shall call for the annual list or return, it shall be the duty of such collector or deputy collector to leave at such place of residence or business, with some one of suitable age and discretion, if such be present, otherwise to deposit in the nearest postoffice, a note or memorandum addressed to such person, requiring him or her to render to such collector or deputy collector the list or return required by law within ten days from the date of such note or memorandum, verified by oath or affirmation. And if any person, on being notified or required as aforesaid, shall refuse or neglect to render such list or return within the time required as aforesaid, or whenever any person who is required to deliver a monthly or other return of objects subject to tax fails to do so at the time required, or delivers any return which, in the opinion of the collector is false or fraudulent, or contains any undervaluation or understatement, it shall be lawful for the collector to summon such person, or any other person having possession, custody or care of books of account containing entries relating to the business of such person, or any other person he may deem proper, to appear before him and produce such books, at a time and place named in the summons, and to give testimony or answer interrogatories, under oath, respecting any objects liable to tax or the returns thereof. The collector may summon the person residing or found within the state in which his district lies; and when the person intended to be summoned does not reside and cannot be found within such state, he may enter any collection district where such person may be found and there make the examination herein authorized. And to this end he may there exercise all the authority which he might lawfully exercise in the district for which he was commissioned.

"Sec. 3176. When any person, corporation, company or association refuses or neglects to render any return or list required by law, or renders a false or fraudulent return or list, the collector or any deputy collector shall make, according to the best information which he can obtain, including that derived from the evidence elicited by the examination of the collector, and on his own view and information, such list or return, according to the form prescribed, of the income, property and objects liable to tax owned or possessed or under the care or management of such person or corporation, company or association, and the commissioner of internal revenue shall assess all taxes not paid by stamps, including the amount, if any, due for special tax, income or other tax, and in case of any return of a false or fraudulent list or valuation intentionally he shall add 100 per centum to such tax; and in case of a refusal or neglect, except in cases

of sickness or absence, to make a list or return, or to verify the same as aforesaid, he shall add 50 per centum to such tax. In case of neglect occasioned by sickness or absence as aforesaid the collector may allow such further time for making and delivering such list or return as he may deem necessary, not exceeding thirty days. The amount so added to the tax shall be collected at the same time and in the same manner as the tax unless the neglect or falsity is discovered after the tax has been paid, in which case the amount so added shall be collected in the same manner as the tax; and the list or return so made and subscribed by such collector or deputy collector shall be held prima facie good and sufficient for all legal purposes."

J. That it shall be the duty of every collector of internal revenue, to whom any payment of any taxes other than the tax represented by an adhesive stamp or other engraved stamp is made under the provisions of this section, to give to the person making such payment a full written or printed receipt, expressing the amount paid and the particular account for which such payment was made; and whenever such payment is made such collector shall, if required, give a separate receipt for each tax paid by any debtor, on account of payments made to or to be made by him to separate creditors in such form that such debtor can conveniently produce the same separately to his several creditors in satisfaction of their respective demands to the amounts specified in such receipts; and such receipts shall be sufficient evidence in favor of such debtor to justify him in withholding the amount therein expressed from his next payment to his creditor; but such creditor may, upon giving to his debtor a full written receipt, acknowledging the payment to him of whatever sum may be actually paid, and accepting the amount of tax paid as aforesaid (specifying the same) as a further satisfaction of the debt to that amount, require the surrender to him of such collector's receipt.

K. That jurisdiction is hereby conferred upon the district courts of the United States for the district within which any person summoned under this section to appear to testify or to produce books shall reside, to compel such attendance, production of books and testimony by appropriate process.

L. That all administrative, special and general provisions of law, including the laws in relation to the assessment, remission, collection and refund of internal revenue taxes not heretofore specifically repealed and not inconsistent with the provisions of this section, are hereby extended and made applicable to all the provisions of this section and to the tax herein imposed.

M. That the provisions of this section shall extend to Porto Rico and the Philippine Islands: Provided, That the administration of the law and the collection of the taxes imposed in Porto Rico and the Philippine Islands shall be by the appropriate internal revenue officers of those governments, and all revenues collected in Porto Rico and the Philippine Islands thereunder shall accrue intact to the general governments thereof, respectively: And provided further, That the jurisdiction in this section conferred upon the district courts of the United States shall so far as the Philippine Islands are concerned, be vested in the courts of the first instance of said islands: And provided

further, That nothing in this section shall be held to exclude from the computation of the net income the compensation paid any official by the governments of the District of Columbia, Porto Rico and the Philippine Islands or the political subdivisions thereof.

N. That for the purpose of carrying into effect the provisions of section II of this act, and to pay the expenses of assessing and collecting the income tax therein imposed, and to pay such sums as the commissioner of internal revenue, with the approval of the secretary of the treasury, may deem necessary, for information, detection and bringing to trial and punishment persons guilty of violating the provisions of this section, or conniving at the same, in cases where such expenses are not otherwise provided for by law, there is hereby appropriated out of any money in the treasury not otherwise appropriated for the fiscal year ending June 30, 1914, the sum of \$800,000, and the commissioner of internal revenue, with the approval of the secretary of the treasury, is authorized to appoint and pay from this appropriation all necessary officers, agents, inspectors, deputy collectors, clerks, messengers and janitors, and to rent such quarters, purchase such supplies, equipment, mechanical devices and other articles as may be necessary for employment or use in the District of Columbia or any collection district in the United States, or any of the territories thereof: Provided, That no agent paid from this appropriation shall receive compensation at a rate higher than that now received by traveling agents on accounts in the internal revenue service, and no inspector shall receive a compensation higher than \$5 a day and \$3 additional in lieu of subsistence, and no deputy collector, clerk, messenger or other employe shall be paid at a rate of compensation higher than the rate now being paid for the same or similar work in the internal revenue service.

In the office of the commissioner of internal revenue at Washington, District of Columbia, there shall be appointed by the commissioner of internal revenue, with the approval of the secretary of the treasury, one additional deputy commissioner, at a salary of \$4,000 per annum; two heads of divisions, whose compensation shall not exceed \$2,500 per annum; and such other clerks, messengers and employes, and to rent such quarters and to purchase such supplies as may be necessary: Provided, That for a period of two years from and after the passage of this act the force of agents, deputy collectors, inspectors and other employes not including the clerical force below the grade of chief of division employed in the bureau of internal revenue in the city of Washington, District of Columbia, authorized by this section of this act shall be appointed by the commissioner of internal revenue, with the approval of the secretary of the treasury, under such rules and regulations as may be fixed by the secretary of the treasury to insure faithful and competent service, and with such compensation as the commissioner of internal revenue may fix, with the approval of the secretary of the treasury, within the limitations herein prescribed: Provided further, That the force authorized to carry out the provisions of section II of this act, when not employed as herein provided, shall be employed on general internal revenue work.


THE SMITHSONIAN INSTITUTION IN WASHINGTON.

The Smithsonian Institution was established by statute in 1846, under the terms of the will of James Smithson, who bequeathed his fortune in 1826 to the United States for the "increase and diffusion of knowledge among men." From the income of the fund a building, known as the Smithsonian building, was erected in Washington, D. C., on land given by the United States. The institution is legally an establishment having as its members the president and vice-president of the United States, the chief justice and the president's cabinet. It is governed by a board of regents consisting of the vice-president, the chief justice, three members of the United States senate, three members of the house of representatives and six citizens appointed by joint resolution of congress. It

is under the immediate direction of the secretary of the Smithsonian institution, who is the executive officer of the board and the director of the institution's activities. The institution aids investigators by making grants for research and exploration, providing for lectures, initiating scientific projects and publishing scientific papers. It has administrative charge of the national museum, the national gallery of art, the international exchange service, the national zoological park, the astrophysical observatory and the regional bureau for the international catalogue of scientific literature. The institution's original endowment of \$541,000 has been increased by gifts and accumulated interest to \$987,000, yielding an annual income of \$53,375. The secretary of the institution is Charles D. Walcott.


MEN OF THE YEAR.

BRADY, James Henry—Born in Indiana county, Pa., June 12, 1862; educated in Olathe (Kas.) high school and state normal school at Leavenworth, Kas.; removed to Idaho; president Idaho Consolidated Power company; chairman advisory board of National Council of Woman Voters; republican; chairman state central committee, 1901-1908; governor of Idaho, 1909-1911; elected United States senator, 1913; term expires, 1915.



Copyright, Harris & Ewing, Washington

BRIDGES, Robert—Born in England Oct. 23, 1844; educated at Eton and Corpus Christi college, Oxford; after some time spent in travel studied medicine at St. Bartholomew's, London; served as physician there and in other London hospitals; retired in 1882; wrote many poems, essays and plays; author of "The Growth of Love," "Prometheus the Firegiver," "Eros and Psyche," etc.; appointed poet laureate of Britain in 1913.




American Press assn., New York, N. Y.

BURKE, John—Born in Keokuk county, Iowa, Feb. 25, 1859; educated in public schools and in law department of the State University of Iowa, practiced for two years in Des Moines, Ia., removing to North Dakota in 1888; County judge Rolette county, 1889-1891, 1896-1898; democrat; member of assembly, 1891-1893 (house), 1893-1895 (senate); governor of North Dakota, three terms, 1907-1909, 1909-1911, 1911-1913; U. S. treasurer, March, 1913.



Copyright, Clineclint, Washington.

BURLEIGH, Edwin C.—Born in Linneus, Me., Nov. 27, 1843; educated in common schools and Houlton academy; became publisher of Kennebec Journal, 1887; state land agent, 1876-1878; state treasurer, 1885-1888; governor, 1889-1892; republican in politics; elected to 55th, 56th, 57th, 58th, 59th, 60th and 61st congresses; primary nominee for United States senator in 1912 and elected by legislature Jan. 15, 1913; term expires in 1919.




Copyright, Harris & Ewing, Washington

CAMINETTI, Anthony—Born in Jackson, Cal., July 30, 1854; educated in schools of Jackson, Oakland and San Francisco; admitted to bar; district attorney of Amador county, Cal., 1877-1882; democrat; member of state assembly and of senate several terms; member of congress, 1891-1895; author of Caminetti mining law; student of immigration and other sociological problems; appointed United States commissioner immigration, 1913.



Bushnell Photo.

CAMPBELL, Edward K.—Born in Washington county, Virginia, April 17, 1858; attended Emory and Henry college, 1875-1876; studied law in the University of Virginia, 1882-1883; admitted to the bar in Virginia, 1883; removed to Birmingham, Ala., 1884, becoming senior member of firm of Campbell & Johnston; member democratic state executive committee; appointed chief justice United States Court of Claims May 1, 1913.



Copyright, Harris & Ewing, Washington

COLT, Le Baron Bradford—Born in Dedham, Mass., June 25, 1846; graduated from Yale university, 1868; admitted to bar, 1870; practiced law in Chicago, 1872-1874; removed to Bristol, R. I., 1875; member house of representatives, Rhode Island, 1879-1881; United States District Judge, 1881-1884; United States Circuit Judge, 1884-1913; republican; elected United States senator in January, 1913, to succeed George P. Wetmore.




Copyright, Clineclint, Washington.

DAVIES, Joseph Edward—Born in Watertown, Wis., Nov. 29, 1876; educated in public schools and University of Wisconsin, graduating in 1898; admitted to bar, 1901; elected prosecuting attorney of Jefferson county, Wis., 1902; chairman democratic state central committee, 1910-1911; member democratic national committee, 1911-1912; appointed commissioner of corporations by President Woodrow Wilson in April, 1913.




Copyright, Harris & Ewing, Washington

DOCKERY, Alexander Monroe—Born in Daviess county, Missouri, Feb. 11, 1845; educated in common schools and Macon academy; studied medicine and practiced in Chillicothe, Mo., 1866-1874; removed to Gallatin, Mo., and entered banking business; mayor, 1881-1883; chairman democratic state convention, 1886, 1906; member of 48th to 55th congresses; governor of Missouri, 1901-1905; appointed third assistant postmaster-general, 1913.




Copyright, Harris & Ewing, Washington

FALL, Albert Bacon—Born in Frankfort, Ky., Nov. 26, 1861; educated in country schools; studied law and practiced law 1889-1904, making a specialty of Mexican law; engaged in farming and stock raising in New Mexico; member of territorial legislature of New Mexico several times; also associate justice Supreme court and attorney-general; republican; elected United States senator 1912 and 1913.



Copyright, Harris & Ewing, Washington

GARDNER, Washington—Born in Morrow county, Ohio, Feb. 16, 1845; served in civil war, 1861-1865; graduated from Ohio Wesleyan university, 1870, and Albany Law school, 1876; practiced in Grand Rapids, Mich.; professor in Albion college, 1889-1894; republican; secretary of state, Michigan, 1894-1899; member of congress, 3d Michigan district, 1899-1911; elected commander-in-chief Grand Army of the Republic, 1913.



American Press assn., New York, N. Y.

GERARD, James Watson—Born in Geneseo, N. Y., 1867; educated in private schools and Columbia university; studied law and began practice in New York city in 1892, becoming a partner in the firm of Bowers & Sands; associate justice of the Supreme court of New York, 1908-1911; officer in New York national guard, 1890-1900; chairman democratic campaign committee, New York county, four years; ambassador to Germany, 1913.




American Press assn., New York, N. Y.

GOFF, Nathan—Born in Clarksburg, W. Va., Feb. 9, 1843; educated at Northwestern Virginia academy, Georgetown college and University of the City of New York; served in civil war, 1861-1865; admitted to the bar, 1866; republican; member of West Virginia assembly, 1867; U. S. district attorney, 1868-1881; secretary of the navy, 1881; U. S. Circuit judge, 1892-1911; judge U. S. Court of Appeals, 1912-1913; elected U. S. senator, 1913.



Photo by Curtis M. Bell, Washington.

GUTHRIE, George Wilkins—Born in Pittsburgh, Pa., Sept. 5, 1848; educated in University of Pittsburgh; democrat; associate counsel for Florida electors before Florida returning board, 1876; assistant secretary of democratic national convention in Chicago, 1884; delegate to democratic national convention, 1904; mayor of Pittsburgh, 1906-1909; member Pittsburgh chamber of commerce; appointed ambassador to Japan in 1913.



Copyright, Harris & Ewing, Washington

HARRISON, Francis Burton—Born in New York, N. Y., Dec. 18, 1873; graduated from Yale university, 1895, and from New York Law school, 1897; instructor in New York Law school, 1897-1899; served in Spanish-American war as private and as assistant adjutant-general; democrat; elected to 58th congress and to the 60th, 61st, 62d and 63d congresses; appointed governor-general of the Philippines, 1912, by President Wilson.



Copyright, Harris & Ewing, Washington

HOLLIS, Henry French—Born in West Concord, N. H., Aug. 30, 1869; graduated from Harvard university, 1892; studied law in same institution and under Harry G. Sargent and William L. Foster in Concord; admitted to the bar, 1893; practiced in Concord, 1893-1913; democratic candidate for congress, 1900, and for governor, 1902 and 1904; member of democratic state central committee, 1900-1913; elected United States senator, 1913.



copyright, Harris & Ewing, Washington

HUGHES, William—Born in Ireland, April 3, 1872; educated in public schools and business college; served in 2d New Jersey volunteers in Spanish-American war in 1898; on return home studied law and was admitted to practice in Paterson, N. J.; active in democratic politics; elected to the 58th, 60th, 61st and 62d congresses; elected United States senator in 1913; term expires in 1919.



American Press assn., New York, N. Y.

LANE, Harry—Born in Corvallis, Benton county, Ore., Aug. 28, 1855; educated in public schools; studied medicine and was graduated in 1876; served as superintendent of the Oregon state insane asylum from July, 1887, to August, 1891; served two consecutive terms as mayor of the city of Portland, Ore., from July 1, 1905, to June 30, 1909; democrat; elected United States senator in 1913 for the term ending March 3, 1919.



American Press assn., New York, N. Y.

LEWIS, James Hamilton—Born in Danville, Va., May 18, 1866; educated in Houghton college and University of Virginia; admitted to bar in Savannah, Ga., 1884; moved to Seattle, Wash., 1886; democrat; elected to territorial senate; member of congress from Washington, 1897-1899; served on staff of F. D. Grant in Cuba, 1898; removed to Chicago, 1903; corporation counsel, 1905-1907; elected United States senator March 26, 1913.



American Press. assn., New York, N. Y.

MARBLE, John Hobart—Born in Ashland, Neb., Feb. 26, 1869; educated in public schools of Nebraska and South Dakota and University of Nebraska; admitted to the bar in 1903; practiced in San Francisco, Cal., 1903-1906; attorney for interstate commerce commission, 1906-1912; secretary of same body, 1912-1913; attorney for senate in Lorimer case, 1911-1912; appointed member interstate commerce commission, 1913.



Copyright, Harris & Ewing, Washington

MARVIN, Charles F.—Born in Putnam, O., Oct. 7, 1858; educated in public schools and in Ohio State university, graduating in 1883; instructor in mechanical drawing and physical laboratory practice, 1879-1883; appointed on civilian corps of signal or weather service, 1884; became head of instrument division in weather bureau, 1888; author of many scientific articles on meteorological subjects; appointed chief of weather bureau in 1913.



Copyright, Harris & Ewing, Washington

METCALFE, Richard Lee—Born near Upper Alton, Ill., Oct. 11, 1861; educated in public schools; learned printing business on country newspaper; reporter on Omaha World-Herald, 1888; entered actively into politics, supporting Mr. Bryan and his policies; editor Omaha World-Herald, 1896-1905; associate editor of The Commoner; appointed member of Panama canal commission by President Wilson in June, 1913.




American Press assn., New York, N. Y.

MILLER, Adolph C.—Born in San Francisco, Cal., Jan. 7, 1866; educated in University of California and Harvard university; taught history and politics in University of California, 1890-1891, and political economy and finance at Cornell, 1891-1892; professor of finance, University of Chicago, 1892-1902; professor of economics and commerce, University of California, 1902-1913; appointed assistant secretary of commerce, April 30, 1913.



Copyright, Harris & Ewing, Washington

MORGENTHAU, Henry—Born in Mannheim, Germany, April 26, 1856; came to America, 1865; educated in public schools and College of the City of New York; studied law in Columbia university, began practice in 1877 and was a member of the firm of Lachman, Morgenthau & Goldsmith, New York, N. Y., from 1879 to 1899; became interested in banking and industrial enterprises; appointed minister to Turkey, 1913.




Copyright, Harris & Ewing, Washington

M'GINTY, George Banks—Born Sept. 8, 1878, in Monroe county, Georgia; educated at Emory college, Oxford, Ga.; studied law but did not practice, preferring to enter railroad service; worked for Atlantic Coast line, Georgia railroad and Southern railroad; connected with bureau of animal industry, 1906-1908; entered service of interstate commerce commission in Washington, D. C.; made secretary of commission in 1913.



Copyright, Harris & Ewing, Washington

M'MILLIN, Benton—Born in Monroe county, Kentucky, Sept. 11, 1845; received academic education; admitted to bar and began practice at Celina, Tenn., 1871, later removing to Carthage, same state; democrat; member of house of representatives, 1874; special judge of Circuit court, 1877; member of 46th to 55th congresses; elected governor of Tennessee for two terms, 1899-1903; appointed minister to Peru, 1913.



New York Herald service.

NORRIS, George William—Born in Sandusky county, Ohio, July 11, 1861; educated in common schools, Baldwin university and Northern Indiana Normal school; taught school; studied law; admitted to bar in 1883; removed to Nebraska, 1885; elected district attorney of 14th district, 1895 and 1899; elected to the 58th, 59th, 60th, 61st and 62d congresses as a republican; elected United States senator, 1913; term expires 1919.



American Press assn., New York, N. Y.

OSBORNE, John E.—Born in Westport, N. Y., June 19, 1864; educated in high school and University of Vermont; removed to Rawlins, Wyo., where he established a wholesale and retail drug house; member of territorial legislature; mayor of Rawlins, 1888; democrat; governor of Wyoming, 1893-1897; member 55th congress, 1897-1899; appointed first assistant secretary of state April 15, 1913, by President Wilson.



Copyright, Harris & Ewing, Washington

PAGE, Thomas Nelson—Born in Hanover county, Virginia, April 23, 1853; educated in public schools and Washington and Lee university; practiced law in Richmond, Va., 1875-1893; author of "In Ole Virginia," "Two Little Confederates," "Marse Chan," "Red Rock," "Under the Crust," "Robert E. Lee, the Southerner" and many other books; appointed ambassador to Italy, by President Wilson, June 17, 1913.



Copyright, Harris & Ewing, Washington

PAGE, Walter Hines—Born in Cary, N. C., Aug. 15, 1855; educated at Randolph-Macon college and Johns Hopkins university; editor of the Forum, 1890-1895; literary adviser of Houghton, Mifflin & Co., 1895-1899; editor of the Atlantic Monthly, 1896-1899; editor of the World's Work, 1900-1913; author; member of publishing firm of Doubleday, Page & Co., 1899-1913; appointed ambassador to Great Britain, 1913, by President Wilson.




Copyright, Harris & Ewing, Washington

PENFIELD, Frederic Courthland—Born in Connecticut, April 23, 1855; graduate of Russell Military school, New Haven; studied in Germany; served five years on editorial staff of Hartford Courant; vice consul-general in London, 1885; consul-general in Egypt, 1893-1897, with rank of minister resident; authority and writer on matters relating to diplomacy and international politics; appointed ambassador to Austria-Hungary, 1913.



American Press assn., New York, N. Y.

SALTZGABER, Gaylord



Copyright, Clinelinst, Washington

Miller—Born in Shelby, Richland county, Ohio, March 14, 1846; educated in common schools and Eastman college, Poughkeepsie, N. Y.; served four years with 3d Ohio cavalry in civil war; admitted to the bar in 1869; democrat; member of Ohio senate, 1876-1880; mayor of Van Wert, O.; member of Ohio democratic central committee; appointed commissioner of pensions by President Wilson in May, 1913.

POINCARÉ, Raymond—Born in Bar-le-Duc, France, Aug. 20, 1860; educated at the Lycee de Bar-le-Duc and the Lycee de Louis le Grand; studied law and practiced in Paris; minister of public instruction, 1893 and 1896, and of finances, 1894 and 1906; chosen member of French academy, 1903, for his work in literature; prime minister of France, 1911-1913; elected president of France Jan. 17, 1913; term expires in 1920.



American Press assn., New York, N. Y.

SAULSBURY, Willard—Born in Georgetown, Del., April 17, 1861; educated in common schools and University of Virginia; began practice of law in Wilmington, Del., in 1882; senior member of Sausbury, Ponder & Morris since 1888; director in Wilmington street railways, electric light companies, Equitable Trust Co. and Union National bank; prominent in democratic politics; elected United States senator in 1913.



Copyright, Harris & Ewing, Washington

POST, Louis Freeland—Born in Vienna, N. J.; Nov. 15, 1849; admitted to New York state bar, 1870; practiced law, 1870-1874 and 1882-1890; editorial writer on New York Truth, 1874-1875; converted to Henry George single tax theory, 1881; lecturer on single tax, political and electoral reform; founded the Public in Chicago, 1898; appointed assistant secretary of department of labor, Washington, D. C., May, 1913.



Copyright, Harris & Ewing, Washington

SHAFROTH, John Franklin—Born in Fayette, Mo., June 9, 1854; admitted to bar in 1876 and practiced at Fayette until 1879; moved to Denver, Col., in 1879; city attorney there, 1887-1891; elected to 54th and 58th congresses as a democrat; resigned from 58th congress on ground of fraud in election; governor of Colorado two terms, 1909-1911 and 1911-1913; elected United States senator in 1913; term expires in 1919.



Copyright, Clinelinst, Washington.

REINSCH, Paul Samuel—Born in Milwaukee, Wis., June 10, 1869; graduated from University of Wisconsin, 1892; studied in Berlin, Rome and Paris; assistant professor of political science in University of Wisconsin, 1899-1901, and professor in same department, 1901-1913; author of various books on historical and economic subjects; Roosevelt exchange professor in Germany, 1911-1912; appointed minister to China in July, 1913.



Copyright, Harris & Ewing, Washington

SHERMAN, Lawrence Yates—Born in Miami county, Ohio, Nov. 8, 1858; removed with parents to Illinois, 1859; educated in common schools; studied law and practiced at Macomb; judge McDonough county, 1886-1890; republican; member of assembly, 1897-1903; speaker of house, 1899-1903; lieutenant-governor, 1904-1908; president board of administration of state of Illinois, 1909-1913; elected United States senator March 26, 1913.



Copyright, Harris & Ewing, Washington

ROBINSON, John Taylor—Born in Lonoke, Ark., Aug. 26, 1872; educated in the public schools and the University of Arkansas; began practice of law, 1895; democrat, elected to general assembly of Arkansas and served in session of 1895; presidential elector for 6th congressional district, 1900; elected to the 58th, 59th, 60th, 61st and 62d congresses; elected United States senator in January, 1913; term expires March 3, 1919.




Copyright, Clinelinst, Washington.

SHIELDS, John K.—Born at Clinchdale, Tenn., Aug. 15, 1859; received a common school education; studied law and was admitted to bar in 1879; in partnership with father until 1890 and with R. E. L. Mountcastle until 1902; chancellor twelfth chancery division, 1892-1894; justice Supreme court of Tennessee, 1902-1910, and chief justice of same court, 1910-1913; democrat; elected United States senator, Jan. 23, 1913; term expires 1919.



Copyright, Clinelinst, Washington.

SMITH, William Alden—Born in Dowagiac, Mich., May 12, 1859; educated in common schools; moved with his parents to Grand Rapids, 1872; page in Michigan house of representatives, 1879; studied law and was admitted to bar, 1883; republican; elected to 54th, 55th, 56th, 57th, 58th, 59th and 60th congresses; elected to succeed R. A. Alger as United States senator, 1907; re-elected Jan. 16, 1913; term expires March 3, 1919.



Copyright, Harris & Ewing, Washington

SPRING-RICE, Sir Cecil Arthur—Born in England, Feb. 27, 1859; educated at Eton and Balliol college, Oxford; clerk in war and foreign offices; secretary at Brussels, Washington and other embassies; charge d'affaires, Tehran, 1900; British commissioner of public debt, Cairo, 1901; minister and consul-general, Persia, 1906-1908; minister to Sweden, 1908-1913; British ambassador to the United States, 1913, succeeding James Bryce.



American Press assn., New York, N. Y.

STERLING, Thomas—Born in Fairfield county, Ohio, Feb. 21, 1851; graduated from Illinois Wesleyan university, 1875; admitted to bar in Illinois, 1878; moved to South Dakota and practiced law; member of state constitutional convention, 1883; republican; member of first state senate of South Dakota; dean of college of law in University of South Dakota, 1901-1911; elected United States senator Jan. 22, 1913; term expires 1919.




Copyright, Harris & Ewing, Washington

STONE, John Timothy—Born near Boston, Mass., Sept. 7, 1868; graduate of Amherst college, 1891, and Auburn Theological seminary, 1894; ordained in presbyterian ministry in June, 1894; held pastorates in Utica and Cortland, N. Y., and Baltimore, Md., coming to Fourth church in Chicago, May 1, 1909; author of "Footsteps in a Parish" and "Recruiting for Christ"; moderator of presbyterian general assembly, 1913.



Hignepport Photo, Baltimore, Md.

SWAIN, Joseph—Born in Pendleton, Ind., June 16, 1857; educated at Indiana university; instructor in mathematics and biology, 1883-1885; associate professor of mathematics and professor, 1885-1891, at Indiana university; professor of mathematics at Leland Stanford, Jr., university, 1891-1893; president Indiana university, 1893-1902; president of Swarthmore college since 1902; elected president of National Education association, 1913.



New York Herald service.

SWEET, Edwin F.—Born in Dansville, N. Y., Nov. 21, 1847; graduated from Yale university, 1871, and from law department of University of Michigan, 1874; mayor of Grand Rapids, Mich., 1904-1906; democrat; member of Grand Rapids board of education, 1899-1906; elected to 62d congress, 1910; ran for same office in 1912, but was defeated by Carl E. Mapes, republican; appointed assistant secretary of commerce in March, 1913.




Copyright, Harris & Ewing, Washington

FALLMAN, Clay—Born in Ionia county, Michigan, 1874; educated in common schools, Michigan Agricultural college, University of Colorado and University of Michigan; engaged in public school work, 1895-1902; began practice of law in Rhyolite, Nev., 1905; democrat; member Nevada state senate, 1908-1912; chairman democratic state central committee, 1910-1911; appointed commissioner of general land office in June, 1913.




Copyright, Harris & Ewing, Washington

TAYLOR, Graham—Born in Schenectady, N. Y., May 2, 1851; graduated from Rutgers college, 1870, and Reformed Theological seminary, 1873; pastor in Hopewell, N. Y., 1873-1880, and in Hartford, Conn., 1880-1889; professor in Chicago Theological seminary and lecturer in University of Chicago; founder of Chicago Commons Social Settlement, 1894; president Chicago School of Civics; elected president of National Conference of Charities and Correction, 1913.



Copyright, Harris & Ewing, Washington

THOMAS, Charles Spalding—Born in Darien, Ga., Dec. 6, 1849; removed to Michigan in boyhood; studied law, receiving degree of LL. B. from the University of Michigan in 1871; practiced law in Denver, Col., from 1871 to 1879, in Leadville from 1879 to 1885 and since then in Denver; democrat; member of national committee of his party, 1884-1896; governor of Colorado, 1899-1901; elected United States senator in 1913.




Copyright, Harris & Ewing, Washington

TUMULTY, Joseph P.—Born in Jersey City, N. J., May 5, 1879; educated in parochial school and St. Peter's college in Jersey City, graduating in 1898; admitted to bar in 1902 and in 1904 entered into partnership with G. E. Cutley, under firm name of Tumulty & Cutley; member of New Jersey house of assembly, 1907-1910; private secretary to Gov. Woodrow Wilson, 1910-1913; appointed private secretary to President Wilson in 1913.



Copyright, Harris & Ewing, Washington

VAN DYKE, Henry—Born in Germantown, Vt., Nov. 10, 1852; of Dutch ancestry; graduate of Princeton university and Theological seminary; ordained in presbyterian ministry, 1879; pastor of churches in Newport, R. I., and New York, N. Y.; professor of English literature at Princeton university, 1900 to 1913; author of many popular essays and poems; noted as a lecturer; appointed minister to Netherlands, American Press assn., New York, N. Y. 1913.




VAUGHAN, Victor Clarence—Born in Mount Airy, Mo., Oct. 27, 1851; educated at Mount Pleasant college, Missouri, and University of Michigan; connected with latter institution since 1875; dean of medical department since 1890; member of Michigan state board of health, 1883-1895 and since 1901; president American Association of Surgeons, 1908-1909; served in Spanish-American war; chosen president of American Medical association, 1913.




New York Herald service.

VOPICKA, Charles J.—Born in Bohemia, Nov. 3, 1857; educated in Prague high school and business college; emigrated to America, settling first in Racine, Wis., and then in Chicago, Ill., in 1881; engaged in real estate and banking business; established a brewery in 1891, becoming president and manager of concern; democrat; member of school board; appointed minister to Roumania, Servia and Bulgaria in September, 1913.




Copyright, Harris & Ewing, Washington

WALSII, Thomas J.—Born at Two Rivers, Wis., June 12, 1859; educated in public schools; served as principal of several high schools; graduated from law department of University of Wisconsin, 1883; practiced in Redfield, S. D., and later in Helena, Mont., to which place he moved in 1898; democrat; ran for congress in 1907, but was defeated; nominated for United States senator in 1912 and elected by legislature in 1913.



Copyright, Clineinst, Washington, D.C.

WEEKS, John Wingate—Born in Lancaster, N. H., April 11, 1860; graduated from the United States naval academy, 1881; served in United States navy until 1883; served in Massachusetts naval brigade ten years, the last six years as commander; served in volunteer navy in war with Spain; alderman and mayor of Newton, Mass.; elected to 59th, 60th, 61st, 62d and 63d congresses as republican; elected United States senator, 1913.



Copyright, Clineinst, Washington, D.C.

WILLARD, Joseph Edward—Born in Washington, D. C., May 1, 1865; graduate of Virginia Military institute and in summer law course of the University of Virginia; practiced law; served as captain in Spanish-American war; representative in Virginia legislature, 1894-1902; lieutenant-governor, 1902-1906; corporation commissioner, 1906-1910; democrat; president Virginia Hotel company, Washington; appointed minister to Spain, 1913.



Copyright, Harris & Ewing, Washington

THE GENERAL EDUCATION BOARD.

Organized Feb. 27, 1902.

Chairman—Frederick T. Gates.
 Secretary—Wallace Buttrick.
 Assistant secretaries—E. C. Sage, Abraham Flexner.
 Treasurer—L. G. Myers.
 Members of Board—Frederick T. Gates, Walter H. Page, J. D. Rockefeller, Jr., Albert Shaw, Wallace Buttrick, Starr J. Murphy, Edwin A. Alderman, Hollis B. Frissell, Harry Pratt Judson, Charles W. Eliot, Andrew Carnegie, Edgar L. Marston, Wickliffe Rose, Jerome D. Greene, Anson Phelps Stokes, Jr.
 Offices—17 Battery place, New York, N. Y.

The general education board was informally organized Feb. 27, 1902, at the suggestion of John D. Rockefeller's committee on benevolence and was given a charter by congress and formally organized in January, 1903. The plan was designed and adapted to assist Mr. Rockefeller in distributing his gifts to education and to afford a medium through which other men of means might contribute to the same end. The board, a few days after

its initial meeting, received from Mr. Rockefeller the sum of \$1,000,000, the use of which was to be confined to the study and promotion of education in the southern states.

June 30, 1905, the board was notified that Mr. Rockefeller would donate \$10,000,000, the principal of which was to be held in perpetuity as a foundation for education, the income to be used for the benefit of institutions of learning in such manner as might be deemed best adapted to promote a comprehensive system of higher education in the United States. In 1907 Mr. Rockefeller gave the board \$32,000,000 and in 1909 added \$10,000,000 more to the fund. The board was authorized to distribute the principal of the fund, and all other endowment funds hitherto contributed by Mr. Rockefeller, whenever in the discretion of the members or their successors it should be deemed advisable to do so.

The charter of the board provides that the object of the corporation shall be "the promotion of education within the United States of America, without distinction of race, sex or creed."

AREAS OF OCEANS AND GREAT LAKES.

Oceans—	Sq. miles.	Lakes—Baikal...	Sq. miles.	Huron	Sq. miles.	Tanganyika ..	Sq. miles.
Antarctic	5,731,250	Chad	50,000	Michigan	23,800	Victoria Nyanza	15,000
Arctic	4,781,000	Erle	9,960	Nyassa	12,000	za	26,500
Atlantic	34,801,400	Great Bear ..	10,000	Ontario	7,240	Winnipeg	9,000
Indian	17,084,000	Great Slave...	12,000	Superior	21,200		
Pacific	67,639,630						

RAILROADS OF THE UNITED STATES.

OPERATING STATISTICS OF PRINCIPAL SYSTEMS.

Fiscal year ended June 30, 1913.

Railroad.	Mileage operated.	Operating revenues.	Operating expenses.	Taxes.	Operating income.
Achilison, Topeka & Santa Fe.....	8,238	\$98,090,754	\$68,830,683	\$4,067,432	\$30,192,639
Atlantic Coast Line.....	4,616	36,123,072	24,635,532	1,451,477	10,036,063
Baltimore & Ohio.....	4,456	101,556,132	73,779,638	2,960,905	23,941,278
Boston & Maine.....	2,252	48,513,507	30,101,425	2,025,629	8,574,367
Central of New Jersey.....	676	28,405,757	16,404,561	1,521,495	10,413,790
Chesapeake & Ohio.....	2,333	35,085,278	24,451,560	1,375,863	9,303,934
Chicago & Alton.....	1,026	15,254,865	12,840,072	486,761	1,893,613
Chicago & Eastern Illinois.....	1,275	16,214,972	12,084,668	611,844	2,692,859
Chicago & Northwestern.....	7,976	83,035,921	58,252,780	3,597,160	21,197,277
Chicago, Burlington & Quincy.....	9,128	94,374,485	62,842,891	3,563,358	27,840,545
Chicago Great Western.....	1,496	14,000,618	10,260,142	439,419	3,303,350
Chicago, Indianapolis & Louisville.....	617	6,985,944	5,103,937	294,039	1,587,968
Chicago, Milwaukee & St. Paul.....	9,592	94,084,055	62,883,968	3,823,832	27,551,003
Chicago, Rock Island & Pacific.....	7,573	67,968,961	50,316,578	2,857,693	14,611,279
Chicago, St. Paul, Minneapolis & Omaha.....	1,744	16,993,004	11,887,461	832,263	4,268,669
Cincinnati, Hamilton & Dayton.....	1,015	10,071,297	8,061,990	430,419	1,578,888
Cleveland, Cincinnati, Chicago & St. Louis.....	2,014	33,983,300	26,859,000	1,243,042	5,867,891
Colorado & Southern.....	1,127	8,927,733	6,203,734	351,258	2,267,720
Delaware & Hudson.....	854	23,999,532	14,656,690	602,713	8,667,536
Delaware, Lackawanna & Western.....	958	40,518,044	25,283,231	1,748,340	14,068,484
Denver & Rio Grande.....	2,560	24,452,965	17,047,172	948,739	6,450,559
Duluth, South Shore & Atlantic.....	628	3,412,832	2,724,490	219,625	473,399
El Paso & Southwestern.....	982	8,657,716	5,118,283	378,952	3,126,282
Elgin, Joliet & Eastern.....	824	13,350,782	7,511,495	404,905	5,434,382
Erie.....	1,988	53,971,813	35,379,385	1,768,396	16,509,733
Florida East Coast.....	642	5,037,056	3,584,603	214,519	1,252,673
Galveston, Harrisburg & San Antonio.....	1,338	12,065,517	9,571,536	368,085	2,080,269
Grand Rapids & Indiana.....	578	5,519,074	4,370,062	285,064	864,534
Great Northern.....	7,752	78,654,591	45,828,640	4,278,898	28,670,576
Gulf, Colorado & Santa Fe.....	1,596	13,701,533	10,195,996	469,628	3,035,909
Hocking Valley.....	352	7,817,644	4,983,843	477,900	2,355,901
Houston & Texas Central.....	739	6,828,648	5,483,129	231,516	1,102,821
Illinois Central.....	4,763	64,280,903	50,048,911	2,903,551	11,250,848
International & Great Northern.....	1,160	11,260,565	8,527,480	340,000	2,392,085
Kansas City Southern.....	827	10,706,309	6,747,157	455,339	3,493,813
Lake Erie & Western.....	906	6,062,327	4,632,819	247,969	1,182,239
Lake Shore & Michigan Southern.....	1,872	58,272,052	38,543,617	1,831,098	18,069,373
Lehigh Valley.....	1,439	43,043,372	29,107,820	1,447,205	12,208,137
Long Island.....	399	11,641,883	8,358,028	717,822	3,080,900
Louisville & Nashville.....	4,923	59,465,699	44,810,880	1,761,626	12,913,621
Maine Central.....	1,206	11,321,406	8,246,998	548,621	2,495,393
Michigan Central.....	1,817	35,379,498	24,906,203	1,366,985	9,123,561
Minneapolis & St. Louis.....	1,586	9,707,004	6,707,388	382,242	2,617,011
Minneapolis, St. Paul & Sault Ste. Marie.....	3,976	31,763,787	18,881,257	1,764,124	11,236,024
Missouri, Kansas & Texas.....	3,817	32,346,258	22,808,412	1,287,903	8,194,318
Missouri Pacific.....	3,920	28,018,909	22,031,386	1,125,711	4,822,402
Mobile & Ohio.....	1,122	12,377,649	9,070,197	358,471	2,931,751
Nashville, Chattanooga & St. Louis.....	1,231	13,317,162	10,438,783	304,072	2,569,078
New York Central & Hudson River.....	3,750	114,603,169	83,733,116	6,273,640	24,971,214
New York, New Haven & Hartford.....	2,090	68,613,503	47,227,339	3,714,756	18,316,855
New York, Chicago & St. Louis.....	565	12,623,144	9,311,189	402,163	2,887,278
New York, Ontario & Western.....	566	9,434,349	6,499,040	231,092	2,691,898
Norfolk & Western.....	2,035	43,739,921	28,565,813	1,452,000	13,714,500
Northern Central.....	472	13,334,943	11,368,579	497,614	1,474,944
Northern Pacific.....	6,313	72,676,139	44,673,298	3,990,228	24,312,633
Northwestern Pacific.....	401	3,709,766	2,594,845	152,647	962,274
Oregon Short Line.....	1,975	22,019,856	11,429,802	1,438,893	9,150,865
Oregon, Washington Railroad and Navigation Co.....	1,917	18,204,220	12,253,139	1,191,098	4,697,113
Pennsylvania Company.....	1,751	66,573,352	49,308,685	2,933,710	14,278,615
Pennsylvania Railroad Company.....	4,032	181,830,904	133,755,028	7,281,294	39,385,047
Pere Marquette.....	2,230	17,496,755	13,906,422	555,240	2,988,441
Philadelphia & Reading.....	1,015	50,552,717	30,547,341	1,300,478	19,126,330
Philadelphia, Baltimore & Washington.....	713	21,193,723	17,072,965	644,208	3,386,550
Pittsburgh, Cincinnati, Chicago & St. Louis.....	1,472	44,510,900	34,981,707	1,685,995	7,833,777
Pittsburgh & Lake Erie.....	223	20,040,508	9,989,312	415,427	9,638,097
St. Louis & Lake Erie.....	4,742	43,401,716	28,556,690	1,426,253	13,375,843
St. Louis, Iron Mountain & Southern.....	3,365	34,136,598	22,667,612	1,188,658	10,226,754
St. Louis Southwestern.....	906	8,596,109	4,851,571	337,620	3,366,590
San Antonio & Aransas Pass.....	727	5,109,279	3,775,657	139,719	1,193,903
San Pedro, Los Angeles & Salt Lake.....	1,135	10,238,050	6,810,511	437,596	2,969,871
Seaboard.....	3,082	24,527,865	16,725,613	956,000	6,846,252
Southern.....	7,037	68,259,490	48,273,923	2,480,387	17,855,715
Southern Pacific.....	6,329	95,335,315	54,671,494	4,379,326	37,786,661
Texas & Pacific.....	1,885	18,078,783	14,772,780	693,442	2,583,394
Union Pacific.....	3,581	51,586,230	28,414,626	2,036,285	21,093,988
Vandalia.....	910	11,204,405	8,715,378	369,165	2,119,862
Wabash.....	2,515	31,769,286	24,693,489	905,892	6,115,222
Western Maryland.....	543	7,644,251	5,797,360	240,000	1,609,233
Western Pacific.....	937	6,173,628	4,500,489	178,096	1,383,408
Wheeling & Lake Erie.....	549	7,831,448	5,899,639	362,426	1,608,581
Yazoo & Mississippi Valley.....	1,373	10,999,673	8,624,819	466,491	1,911,263

PASSENGERS AND FREIGHT CARRIED AND EQUIPMENT (1912).

Railroad.	Passengers.	Freight— tons.	Locomo- tives.	Cars— Passenger.	Cars— Freight.
Atchison, Topeka & Santa Fe.....	10,996,525	17,378,933	1,803	1,386	49,476
Atlantic Coast Line.....	8,552,506	11,885,030	719	633	27,233
Baltimore & Ohio.....	22,178,298	64,704,070	2,194	1,231	87,907
Bessemer & Lake Erie.....	1,087,589	15,151,778	169	63	8,991
Boston & Maine.....	49,284,076	23,634,987	1,167	2,072	25,410
Buffalo, Rochester & Pittsburgh.....	1,942,226	10,698,149	290	105	16,625
Central of Georgia.....	5,258,945	5,258,309	322	258	10,303
Central of New Jersey.....	24,325,716	31,188,374	490	657	22,025
Chesapeake & Ohio.....	5,489,400	26,147,903	793	363	43,743
Chicago & Alton.....	3,823,772	10,123,710	316	207	11,756
Chicago & Eastern Illinois.....	4,594,737	13,781,958	396	192	24,536
Chicago & Northwestern.....	31,526,803	37,265,642	1,670	1,757	59,098
Chicago, Burlington & Quincy.....	22,404,120	30,111,513	1,672	1,254	55,726
Chicago Great Western.....	2,506,014	5,054,478	283	192	11,294
Chicago, Indiana & Southern.....	600,566	7,610,861	146	29	9,171
Chicago, Indianapolis & Louisville.....	2,085,373	3,858,984	136	111	6,769
Chicago, Milwaukee & Puget Sound.....	712,911	2,710,331	427	251	11,959
Chicago, Milwaukee & St. Paul.....	14,177,026	26,575,784	1,385	1,258	47,223
Chicago, Rock Island & Pacific.....	4,293,640	18,546,732	1,498	1,052	39,759
Chicago, St. Paul, Minneapolis & Omaha.....	6,246,466	6,246,504	364	321	11,438
Cincinnati, Hamilton & Dayton.....	2,916,466	10,373,591	246	201	11,068
Cleveland, Cincinnati, Chicago & St. Louis.....	7,500,359	23,808,027	794	498	25,068
Colorado & Southern.....	1,047,337	5,817,296	202	167	8,047
Delaware & Hudson.....	7,880,946	18,938,363	443	398	20,055
Delaware, Lackawanna & Western.....	25,975,969	21,220,291	732	864	28,383
Denver & R'o Grande.....	1,770,179	12,338,095	580	445	18,092
Duluth, South Shore & Atlantic.....	790,239	3,413,835	82	66	2,923
El Paso & Southwestern.....	285,505	3,782,320	157	57	3,217
Erie.....	25,640,228	35,544,620	1,379	1,170	49,764
Grand Trunk Western.....	2,141,757	3,654,363	229	73	4,340
Great Northern.....	8,661,645	17,455,975	1,189	1,020	47,640
Gulf, Colorado & Santa Fe.....	2,564,702	4,175,327	261	85	1,775
Hocking Valley.....	2,276,988	10,292,971	146	80	14,147
Houston & Texas Central.....	1,413,448	2,049,980	114	119	2,741
Illinois Central.....	27,005,956	26,339,149	1,458	926	56,108
International & Great Northern.....	1,933,152	3,269,554	157	89	3,979
Kansas City Southern.....	1,701,032	3,326,572	138	88	5,479
Lake Erie & Western.....	1,778,567	5,155,429	145	79	3,360
Lake Shore & Michigan Southern.....	9,724,314	37,177,968	988	696	53,066
Lehigh Valley.....	5,349,848	28,013,300	903	649	43,714
Long Island.....	36,164,555	4,020,438	181	974	1,526
Louisville & Nashville.....	12,312,662	30,425,132	962	606	44,429
Maine Central.....	4,640,398	6,783,519	218	309	9,110
Michigan Central.....	7,500,350	23,808,027	664	489	26,136
Minneapolis & St. Louis.....	1,833,157	3,779,043	215	133	7,696
Minneapolis, St. Paul & Sault Ste. Marie.....	5,715,268	11,245,513	498	368	23,184
Missouri, Kansas & Texas.....	3,046,576	5,952,359	512	382	22,642
Missouri Pacific.....	5,837,770	10,632,661	608	476	23,711
Mobile & Ohio.....	2,103,167	5,994,179	270	120	10,305
Nashville, Chattanooga & St. Louis.....	3,130,581	5,636,188	261	239	9,943
New York Central & Hudson River.....	49,519,075	48,571,491	2,339	2,582	70,745
New York, Chicago & St. Louis.....	804,509	8,894,768	148	99	12,780
New York, New Haven & Hartford.....	84,534,214	24,675,469	2,176	2,609	38,053
New York, Ontario & Western.....	2,193,664	5,944,499	214	314	6,409
New York, Susquehanna & Western.....	3,387,006	5,089,086	66	101	1,644
Norfolk & Western.....	5,517,563	26,147,903	1,019	394	42,065
Northern Central.....	4,951,043	21,776,931	234	167	9,493
Northern Pacific.....	8,661,645	17,455,975	1,416	1,152	43,220
Oregon Short Line.....	2,075,009	5,443,055	283	277	7,617
Oregon-Washington R. & N.....	2,340,773	5,273,131	275	216	5,861
Pennsylvania Company.....	13,823,448	89,107,436	1,269	735	59,281
Pennsylvania Railroad Company.....	69,287,308	125,947,345	3,596	2,527	146,293
Pere Marquette.....	5,905,044	10,420,770	473	395	17,977
Philadelphia & Reading.....	26,987,719	48,742,960	989	861	40,210
Philadelphia, Baltimore & Washington.....	13,179,792	14,233,612	337	408	3,860
Pittsburgh & Lake Erie.....	4,449,540	29,760,419	244	135	24,835
Pittsburgh, Cincinnati, Chicago & St. Louis.....	11,875,984	38,988,648	725	641	24,969
St. Louis & San Francisco.....	10,238,128	15,587,233	983	679	30,979
St. Louis, Iron Mountain & Southern.....	6,072,353	11,740,740	552	231	20,672
St. Louis Southwestern.....	1,294,634	2,187,650	133	123	7,079
San Pedro, Los Angeles & Salt Lake.....	1,604,862	2,751,063	155	118	2,796
Seaboard Air Line.....	4,870,104	9,406,877	471	344	15,846
Southern.....	18,119,253	27,214,751	1,574	1,095	51,021
Southern Pacific.....	34,639,576	19,619,320	1,303	1,712	28,205
Texas & Pacific.....	3,298,952	6,442,082	381	203	11,096
Union Pacific.....	4,674,184	9,262,314	759	506	16,235
Vandalla.....	3,159,076	9,431,487	252	166	8,726
Wabash.....	5,989,029	13,496,755	699	412	21,017
Western Maryland.....	2,271,985	10,647,841	217	154	8,035
Wheeling & Lake Erie.....	1,806,767	10,641,187	192	73	10,773
Yazoo & Mississippi Valley.....	3,549,661	4,766,471	106	74	1,517

GENERAL STATISTICS OF AMERICAN RAILWAYS.

From report of Interstate commerce commission for year ended June 30, 1912.

The following abstract is based upon the annual reports of railways having gross operating revenues of \$100,000 or more for the year ended June 30, 1912:

MILEAGE.

Miles operated, 240,238.81.
Aggregate mileage, 360,714.24.
Single track, 240,238.81.
Second track, 24,929.51.
Third track, 2,511.76.
Fourth, fifth and sixth track, 1,783.97.
Increase over 1911, 8,925.52 miles.

EQUIPMENT.

Passenger locomotives, 14,206.
Freight locomotives, 36,600.
Switching and other locomotives, 10,444.
Total number locomotives, 61,250.
Freight cars, 2,203,128.
Passenger cars, 50,606.
Cars in company service, 114,924.
Total number cars, 2,368,658.

EMPLOYEES.

Enginemen, 63,558.
Firemen, 66,408.
Conductors, 49,051.
Other trainmen, 135,959.
Switchmen, watchmen, etc., 39,530.
Total number employees, 1,699,218.
Wages and salaries paid, \$1,243,113,172.

CAPITALIZATION.

Capital outstanding, \$19,533,750,802.
Common stock, \$6,882,813,008.
Preferred stock, \$1,586,747,679.
Mortgage bonds, \$8,019,700,886.
Collateral trust bonds, \$1,279,128,266.
Other bonds, notes, etc., \$1,067,567,350.
Income bonds, \$263,441,054.
Miscellaneous funded obligations, \$116,170,300.
Equipment trust obligations, \$318,182,259.

PUBLIC SERVICE.

Passengers carried, 994,158,591.
Passengers carried one mile, 33,034,995,806.
Tons of freight carried, 1,818,232,193.
Tons of freight carried one mile, 262,955,605,123.

REVENUES AND EXPENSES.

OPERATING REVENUE.

Freight	\$1,956,802,927
Passenger	657,422,999
Excess baggage	7,473,123
Parlor and chair car	658,800
Mail	50,674,758
Express	72,970,758
Milk revenue (on passenger trains)	8,323,683
Other passenger revenue	5,228,969
Switching	29,331,726
Special service train	2,078,910
Miscellaneous transportation	6,174,062
Total from operations other than transportation	27,367,678
Joint facilities—Dr.	918,586
Joint facilities—Cr.	3,328,155
Total	2,826,917,967

OPERATING EXPENSES.

Maintenance of way and structures	\$363,495,583
Maintenance of equipment	448,303,785
Traffic expenses	60,568,586
Transportation expenses	1,013,340,697
General expenses	73,254,780
Total operating expenses	1,958,963,431

INCOME AND PROFIT AND LOSS ACCOUNTS.

Following is a condensed income account and profit and loss account of operating roads, the gross operating revenues of which were \$100,000 or more for the year ended June 30, 1912:

INCOME ACCOUNT.

Rail operations—Operating revenues	\$2,826,917,967
Operating expenses	1,958,963,431
Net operating revenue	867,954,536
Outside operations—Revenues	63,527,073
Expenses	62,489,614
Net revenue from outside operations	1,037,459
Total net revenue	868,991,995
Taxes accrued	113,122,509
Operating income	755,869,486
Other income	255,611,495
Gross income	1,011,480,981
Rents, interest and similar deductions from gross income	609,661,490
Net corporate income	401,819,491
Disposition of net corporate income—	
Dividends declared from current income	246,372,011
Appropriations for additions and betterments	37,186,102
Appropriations for new lines and extensions	77,082
Appropriations for other reserves	5,463,269
Total	289,098,464
Balance to credit of profit and loss	112,721,027
PROFIT AND LOSS ACCOUNT.	
Credit balance on June 30, 1911	1,065,793,723
Credit balance for year 1912 from income account	112,721,027
Total	1,178,514,750
Dividends declared out of surplus	100,433,571
Difference	1,078,081,179
Appropriations for additions and betterments	4,274,626
Appropriations for new lines and extensions	106,542
Appropriations for other reserves	3,020,920
Other profit and loss items—debit bal.	16,449,742
Total	23,551,830
Balance credit June 30, 1912, carried to balance sheet	1,054,229,349

RAILROAD TRAIN SPEED.

Time	Miles	Time	Miles	Time	Miles
1 mi.	per hour.	1 mi.	per hour.	1 mi.	per hour.
Min.	Sec.	Min.	Sec.	Min.	Sec.
0:36.....	100.00	1:11.....	50.70	1:46.....	33.96
0:37.....	97.30	1:12.....	50.00	1:47.....	33.64
0:38.....	94.74	1:13.....	49.31	1:48.....	33.33
0:39.....	92.31	1:14.....	48.65	1:49.....	33.03
0:40.....	90.00	1:15.....	48.00	1:50.....	32.73
0:41.....	87.80	1:16.....	47.37	1:51.....	32.43
0:42.....	85.71	1:17.....	46.74	1:52.....	32.14
0:43.....	83.72	1:18.....	46.15	1:53.....	31.86
0:44.....	81.82	1:19.....	45.57	1:54.....	31.58
0:45.....	80.00	1:20.....	45.00	1:55.....	31.30
0:46.....	78.26	1:21.....	44.44	1:56.....	31.03
0:47.....	76.59	1:22.....	43.90	1:57.....	30.77
0:48.....	75.00	1:23.....	43.37	1:58.....	30.51
0:49.....	73.47	1:24.....	42.86	1:59.....	30.25
0:50.....	72.00	1:25.....	42.35	2:00.....	30.00
0:51.....	70.59	1:26.....	41.86	2:01.....	29.75
0:52.....	69.23	1:27.....	41.38	2:02.....	29.52
0:53.....	67.92	1:28.....	40.91	2:03.....	29.27
0:54.....	66.66	1:29.....	40.45	2:04.....	29.03
0:55.....	65.45	1:30.....	40.00	2:05.....	28.80
0:56.....	64.29	1:31.....	39.56	2:06.....	28.57
0:57.....	63.16	1:32.....	39.13	2:07.....	28.34
0:58.....	62.07	1:33.....	38.71	2:08.....	28.12
0:59.....	61.02	1:34.....	38.29	2:09.....	27.91
1:00.....	60.00	1:35.....	37.89	2:10.....	27.71
1:01.....	59.02	1:36.....	37.50	2:11.....	27.48
1:02.....	58.06	1:37.....	37.11	2:12.....	27.27
1:03.....	57.14	1:38.....	36.73	2:13.....	27.09
1:04.....	56.25	1:39.....	36.36	2:14.....	26.87
1:05.....	55.38	1:40.....	36.00	2:15.....	26.67
1:06.....	54.55	1:41.....	35.64	2:16.....	26.47
1:07.....	53.73	1:42.....	35.29	2:17.....	26.28
1:08.....	52.94	1:43.....	34.95	2:18.....	26.06
1:09.....	52.17	1:44.....	34.61	2:19.....	25.90
1:10.....	51.43	1:45.....	34.29	2:20.....	25.72

STATISTICS OF AMERICAN EXPRESS COMPANIES.

[From interstate commerce commission report for the year ended June 30, 1912.]

MILEAGE COVERED BY OPERATIONS.

Company.	1912.	1911.
Adams	37,306.26	36,560.52
American	59,387.52	56,891.99
Canadian	7,406.31	7,243.31
Canadian Northern	5,255.49	3,391.80
Globe	2,903.63	2,903.63
Great Northern	9,050.02	8,803.54
National	1,626.89	1,640.25
Northern	7,733.55	7,685.88
Pacific*		16,657.98
Southern	32,948.60	32,580.60
United States	32,800.60	32,748.28
Wells, Fargo & Co.	81,995.01	58,471.56
Western	4,334.69	4,859.39
Total	283,348.57	270,438.73

*Discontinued business July 31, 1911. Service taken over by Wells, Fargo & Co.

Note—The total mileage for 1912 includes 7,736.87 miles of electric lines, 26,328.31 miles of steamboat lines and 655.12 miles of stage lines.

stations, fixing the location of each such station by block number.

The publication jointly of the pick-up and delivery limits of each station.

The adoption of revised rules and regulations.

The adoption of a new form of express receipt.

Under the old method of compiling tariffs some 900,000,000 separate rates were published by the express companies. Under the block system prescribed by the commission this number was reduced to less than 650,000 rates. The United States is divided into 950 blocks, averaging 2,500 square miles each.

The order provides that between any two points rates shall be the same in both directions, and shall be the same whether one or more carriers participate in the haul.

The most important change in rates by the order was by way of modification of the graduated scale of parcel rates. The 100 pound rates for short distances were either slightly reduced or left unchanged. For long distances the 100 pound rates were somewhat reduced. By the changes in the graduated scale, however, the rates for packages

INCOME ACCOUNT (1912).

Company.	Gross receipts.	Operating revenues.	Operating expenses.	Taxes.	Gross income.	Net income.
Adams	\$34,191,956	\$16,357,984	\$15,152,594	\$224,399	\$2,859,302	\$1,877,429
American	43,714,874	22,638,068	20,926,047	371,606	2,876,573	2,813,260
Canadian	3,046,186	1,659,913	1,347,773	34,534	283,281	237,935
Canadian Northern	778,642	475,805	276,411	6,898	192,677	192,677
Globe	773,219	387,990	371,902	8,919	160,481	160,481
Great Northern	2,965,921	1,186,546	961,320	42,071	185,712	170,506
National	1,269,022	740,015	631,379	5,823	103,004	101,434
Northern	2,994,057	1,370,722	1,082,936	58,080	279,213	267,557
Southern	15,628,470	7,900,179	6,376,267	178,174	1,454,373	1,423,599
United States	21,131,508	11,203,731	11,130,703	134,041	258,592	233,229
Wells, Fargo & Co.	32,465,971	17,026,262	14,483,415	356,764	3,453,552	3,441,674
Western	1,162,106	599,043	513,935	9,509	75,608	24,560
Total, 1912	160,121,932	81,545,658	73,676,862	1,430,809	12,182,368	10,994,371
Total, 1911	152,612,880	78,676,862	67,089,233	1,315,973	16,600,616	15,366,609

CHANGE IN EXPRESS PRACTICES AND RATES.

Reductions in express rates and changes in methods of conducting the express business in the United States were ordered by the interstate commerce commission in Washington, D. C., Aug. 4, 1913, to go into effect on or before Oct. 15, the same year. It was estimated that the reductions would cost the companies fully \$26,000,000 a year, or approximately 16 per cent. of their gross revenues. The order of the commission laid the following requirements upon the express companies:

The adoption and observance for two years of a schedule of rates applying between all points in the United States.

The adoption of the block system of stating rates.

The establishment of a joint directory of express

weighing fifty pounds or less were practically all reduced. For packages of more than four pounds going more than 200 miles and less than 2,000, the new rates are generally lower than the parcel post rates; for more than 3,000 miles the rates are practically the same.

The basis of the classification prescribed is that all articles of merchandise of ordinary value are to be carried at first class or ordinary merchandise rates. All articles of food and drink, with a few exceptions, are second class and are to be carried at 75 per cent. of the first class rate. Articles of extraordinary value must be so declared at the time of shipment. The order provides for special rates based upon such extraordinary value.

The new form of express receipt more carefully guards the rights of shippers than did the old form employed by the express companies.

GIANT SEQUOIA TREES IN CALIFORNIA.

Within the forest districts of the Sequoia and General Grant National parks in Tulare and Fresno counties, California, are thirteen different groves of sequoia timber. The following table gives the names of the groves, approximate area, number of trees exceeding ten feet in diameter and the total number of trees of all sizes.

Groves.	Acres.	Big trees.	All sizes.
Sequoia National park—			
Giant forest	3,200	5,000	500,000
Muir	2,240	3,000	350,130
Garfield	1,820	2,500	300,400
Atwell	850	590	2,000
Dennison	480	500	1,175
Swanee River	320	129	1,000
Squirrel Creek	90	91	200
Redwood Creek	70	70	500
Salt Creek	60	10	50
Homer Nose	25	5	25
Lost Grove	10	9	500
Eden	10	6	50

Groves.	Big trees.	All sizes.
Gen. Grant National park—		
Gen. Grant	235	10,000
	9,410	12,100
	1,166,000	

HEIGHT AND DIAMETER OF PRINCIPAL TREES.

Name.	Height in feet.	Diam'r in feet.
Gen. Sherman	264	36
Abraham Lincoln	270	31
William McKinley	291	28
Gen. Grant	264	35
George Washington	255	29
Dalton	292	27
California	260	30

The Sherman, Lincoln and McKinley trees are in the Giant Forest grove, Grant and Washington in the Gen. Grant grove, Dalton in the Muir grove and California in the Garfield grove.

PULLMAN COMPANY STATISTICS.

[From interstate commerce commission's abstract of statistics of common carriers for year ended June 30, 1912.]

Average mileage (single track) over which operations were conducted (miles)..... 123,060

BALANCE SHEET.

Cost of property and equipment.....	\$123,362,701
Securities owned.....	9,214,884
Land owned.....	39,871
Cash.....	10,533,163
Bills receivable.....	5,754
Due from agents and conductors.....	568,619
Due from companies and individuals.....	1,284,438
Materials and supplies.....	3,453,090
Sinking, insurance and other funds.....	248,660
Sundries.....	64,273
Total.....	148,780,453

Capital stock.....	120,000,000
Audited vouchers and accounts.....	2,104,359
Wages and salaries.....	603,457
Dividends not called for.....	14,591
Matured interest coupons unpaid.....	80
Miscellaneous.....	2,297,400
Dividends accrued on capital stock.....	1,573,243
Reserve and adjustment accounts.....	19,822,087
Profit and loss.....	2,365,236

INCOME ACCOUNT.

Car operating revenues.....	37,090,413
Car operating expenses.....	26,258,695
Net car operating revenue.....	10,831,718
Outside operations—Revenues.....	3,053,031
Expenses.....	1,165,197
Net revenue from outside operations.....	1,887,834
Total net revenue from operation.....	12,719,552
Taxes accrued.....	931,134
Operating income.....	11,788,418

Hire of equipment—credit balance.....	94,482
Dividends declared on stocks owned or controlled.....	104,793
Interest accrued on funded debt owned or controlled.....	93,391
Interest on other securities, loans and accounts.....	343,440
Total nonoperating income.....	636,106
Gross income.....	12,424,524
Interest.....	81,526
Other deductions.....	46,000
Total deductions from gross income.....	127,626
Net corporate income.....	12,296,998
Dividends on stock declared from income.....	9,438,655
Balance for year carried forward to credit of profit and loss.....	2,858,343

PROFIT AND LOSS ACCOUNT.

Balance for year brought forward from income.....	2,858,343
Miscellaneous credits during the year.....	157,869
Total credits during the year.....	3,016,212
Miscellaneous charges during the year.....	2,281,773
Net increase in surplus during the year.....	734,439
Credit balance at beginning of year.....	1,630,797
Balance at end of year.....	2,365,236

OPERATING REVENUES.

Berth revenue.....	32,346,321
Seat revenue.....	5,846,069
Charter of cars.....	678,654
Miscellaneous revenue.....	124,168
Association and contract revenue—Dr.....	1,904,798
Total operating revenues.....	37,090,414

OPERATING EXPENSES.

Maintenance.....	14,297,660
Conducting car operations.....	11,118,659
General expenses.....	842,376
Total operating expenses.....	26,258,695

Ratio of operating expenses to operating revenues (per cent).....	70.50
EMPLOYES AND SALARIES.	

Class—		Av. daily
Maintenance:		No. pay.

Mechanics, electricians, seamstresses, repairmen, carpenters, etc.....	476	\$2.17
--	-----	--------

Conducting car operations:		
----------------------------	--	--

General officers and staff (superintendence).....	80	3.93
---	----	------

Division and district superintendents and staff.....	1,177	2.30
--	-------	------

Conductors.....	2,462	2.93
-----------------	-------	------

Porters, mailis, etc.....	6,229	1.11
---------------------------	-------	------

Train stenographers.....	8	2.24
--------------------------	---	------

Car cleaners.....	3,640	1.56
-------------------	-------	------

General officers.....	23	25.50
-----------------------	----	-------

Clerks and attendants.....	512	2.29
----------------------------	-----	------

Commissary (superintendence).....	13	2.78
-----------------------------------	----	------

Agents and staff, conductors, waiters, cooks, etc.....	509	1.41
--	-----	------

Total (including general officers).....	15,129	1.75
---	--------	------

OPERATING STATISTICS.

Total number of revenue passengers—berth.....	13,194,420
---	------------

Total number of revenue passengers—seat.....	9,720,679
--	-----------

Average revenue per passenger—berth.....	\$2.45
--	--------

Average revenue per passenger—seat.....	\$0.60
---	--------

Total number of car-miles.....	657,856,612
--------------------------------	-------------

Total number of car-days.....	1,661,771
-------------------------------	-----------

Average number of revenue passengers per car per day.....	14
---	----

Operating revenues per car-mile (cents).....	5.638
--	-------

Operating revenues per car-day.....	\$22.31981
-------------------------------------	------------

Operating expenses per car-mile (cents).....	3.991
--	-------

Operating expenses per car-day.....	\$15.80163
-------------------------------------	------------

Net operating revenue per car-mile (cents).....	1.647
---	-------

Net operating revenue per car-day.....	\$6.51813
--	-----------

Average number of car-miles per car-day.....	398
--	-----

EQUIPMENT IN SERVICE.

Standard sleeping cars.....	4,370
-----------------------------	-------

Tourist sleeping cars.....	695
----------------------------	-----

Parlor cars.....	861
------------------	-----

Dining cars.....	24
------------------	----

Composite cars.....	114
---------------------	-----

Private cars.....	36
-------------------	----

Miscellaneous cars.....	1
-------------------------	---

Total.....	6,101
------------	-------

BUILDING AND LOAN ASSOCIATIONS

(JAN. 1, 1912).

State.	Number.	Membership.	Assets.
California.....	96	34,685	\$23,340,012
Connecticut.....	12	3,344	2,656,758
District of Columbia.....	20	31,143	16,401,243
Illinois.....	568	155,320	68,975,451
Indiana.....	351	133,381	44,060,128
Iowa.....	49	16,500	4,863,729
Kansas.....	58	41,216	13,070,730
Kentucky.....	104	44,500	16,816,741
Louisiana.....	66	38,200	18,117,329
Maine.....	37	10,611	4,645,137
Massachusetts.....	160	158,365	67,573,880
Michigan.....	65	44,162	20,119,823
Minnesota.....	62	12,110	5,364,224
Missouri.....	134	26,950	12,633,297
Montana.....	10	1,552	886,994
Nebraska.....	69	58,191	\$24,885,285
New Hampshire.....	17	7,800	2,191,622
New Jersey.....	563	198,057	96,448,627
New York.....	245	142,292	57,634,054
North Carolina.....	113	25,174	8,375,305
North Dakota.....	9	3,802	2,149,852
Ohio.....	643	384,257	187,434,123
Pennsylvania.....	1,570	443,180	197,240,000
Tennessee.....	14	4,602	2,831,038
West Virginia.....	43	12,200	5,457,997
Wisconsin.....	57	20,945	7,347,683
Other states.....	978	302,527	128,788,710
Total.....	6,113	2,355,066	1,040,307,713

THE PUBLIC DOMAIN.

State or territory.	UNRESERVED LANDS (1913).		Total. Acres.
	Surveyed. Acres.	Unsurveyed. Acres.	
Alabama	77,600		77,600
Alaska		*367,963,823	367,963,823
Arizona	11,750,267	27,774,928	39,525,195
Arkansas	397,489	70,000	467,489
California	15,633,304	5,220,333	20,853,637
Colorado	17,787,548	1,565,683	19,353,231
Florida	202,886	155,531	358,417
Idaho	7,748,512	10,167,119	17,915,622
Kansas	92,568		92,568
Louisiana	78,014		78,014
Michigan	89,057		89,057
Minnesota	1,286,394		1,286,394
Mississippi	41,660		41,660
Missouri	713		713
Montana	10,977,501	10,565,352	21,542,853
Nebraska	405,469		405,469
Nevada	29,359,141	25,779,452	55,138,593
New Mexico	29,927,792	10,370,829	31,298,621
North Dakota	1,156,120		1,156,120
Oklahoma	41,636		41,636
Oregon	13,613,442	2,982,080	16,595,522
South Dakota	3,751,651	53,781	3,805,432
Utah	12,290,342	21,547,254	33,837,596
Washington	1,079,577	670,251	1,750,208
Wisconsin	9,880		9,880
Wyoming	30,405,454	1,850,225	32,255,679
Grand total	179,204,397	486,686,632	665,891,029

*The unreserved lands in Alaska are mostly unsurveyed and unappropriated.

UNITED STATES LAND OFFICES.

Alabama—Montgomery.	Nebraska—Alliance.
Alaska—Fairbanks.	Broken Bow.
Juneau.	Lincoln.
None.	North Platte.
Arizona—Phoenix.	O'Neill.
Arkansas—Camden.	Valentine.
Larrison.	Nevada—Carson City.
Little Rock.	New Mexico—Clayton.
California—Eureka.	Fort Sumner.
Independence.	Las Cruces.
Los Angeles.	Roswell.
Sacramento.	Santa Fe.
San Francisco.	Tucumcari.
Susanville.	North Dakota—Bismarck.
Visalia.	Devils Lake.
Colorado—Del Norte.	Dickinson.
Dayer.	Fargo.
Durango.	Minot.
Greenwood Springs.	Williston.
Hugo.	Oklahoma—Guthrie.
Lamar.	Woodward.
Leadville.	Oregon—Burns.
Montrose.	La Grande.
Pueblo.	Lakeview.
Stirling.	Portland.
Florida—Gainesville.	Roseburg.
Idaho—Blackfoot.	The Dalles.
Boise.	Vale.
Corr d'Alene.	South Dakota—
Hailey.	Bellefourche.
Lewiston.	Gregory.
Kansas—Dodge City.	Lemmon.
Topeka.	Pierre.
Louisiana—Baton Rouge.	Rapid City.
Michigan—Marquette.	Timber Lake.
Minnesota—Cass Lake.	Utah—Salt Lake City.
Crookston.	Vernal.
Duluth.	Washington—
Mississippi—Jackson.	North Yakima.
Missouri—Springfield.	Olympia.
Montana—Billings.	Seattle.
Bozeman.	Spokane.
Glasgow.	Vancouver.
Great Falls.	Walla Walla.
Hayre.	Waterville.
Helena.	Wisconsin—Wausau.
Kallispell.	Wyoming—Buffalo.
Lewistown.	Cheyenne.
Miles City.	Douglas.
Missoula.	Evanston.
	Lander Sundanee.

go or write to the local land office of the district in which the lands are situated and obtain from the records diagrams of vacant lands.

A personal inspection of the lands should be made to ascertain if they are suitable, and when satisfied on this point entry can be made at the local land office in the manner prescribed by law, under the direction of the local land officers, who will give the applicant full information. Should a person desire to obtain information in regard to vacant lands in any district before going there for personal inspection, he should address the register and receiver of the particular local land office, who will give such information as is available. The local land officers cannot, however, be expected to furnish extended lists of vacant lands subject to entry, except through township plats, which they are authorized to sell.

THE HOMESTEAD LAW.

Any person who is the head of a family, or who is 21 years old and is a citizen of the United States or has filed his declaration of intention to become such, and who is not the proprietor of more than 160 acres of land in any state or territory, is entitled to enter one-quarter section (160 acres) or less quantity of unappropriated public land under the homestead laws. The applicant must make affidavit that he is entitled to the privileges of the homestead act and that the entry is made for his exclusive use and for actual settlement and cultivation, and must pay the legal fee and that part of the commission required, as follows: Fee for more than eighty acres, \$10; for eighty acres or less, \$5; commission, \$1 for each forty-acre tract entered outside the limits of a railroad grant and \$2 for each forty-acre tract entered within such limits. Within six months from the date of entry the settler must take up his residence upon the land unless an extension of time is granted, and cultivate the same for three years. He may absent himself each year for one period of not exceeding five months. During the second year not less than one-sixteenth of the area entered must be actually cultivated, and during the third year and until final proof cultivation of not less than one-eighth is required. There must be actual breaking of the soil followed by planting, sowing of seed and tillage for a crop other than native grasses. Summer fallowing or grazing of cattle cannot be accepted. The homestead entryman must have a habitable house upon the land entered at the time of submitting proof. Other improvements should be of such character and amount as are sufficient to show good faith.

Either final or commutation proof may be made at any time when it can be shown that residence and cultivation have been maintained in good faith for the required length of time and to the required extent. Proof under the act of June 6, 1912, must be submitted within five years after the date of the entry, while proof submitted under the law in force before that date must be made within seven years after the date of the entry. Failure to submit proof within the proper period is ground for cancellation of the entry unless good reason for the delay appears.

ENLARGED HOMESTEADS.

The acts of February 19, 1909, June 17, 1910, and June 13, 1912 (37 Stat., 101), extending the first-mentioned act to North Dakota and California provide for the making of homestead entries for areas of not exceeding 320 acres of public lands in the states of Arizona, California, Colorado, Idaho, Montana, Nevada, New Mexico, North Dakota, Oregon, Utah, Washington and Wyoming, designated by the secretary of the Interior as nonmineral, nontimbered, nonirrigable. As to Idaho, the act of June 17, 1910, provides that the lands must be "arid." The terms "arid" or "nonirrigable" land, as used in these acts, are construed to mean land which, as a rule, lacks sufficient rainfall to produce agricultural crops without the necessity of resorting to unusual methods of cultivation, such as the system commonly known as "dry farming," and for which there is no known source of water supply from which such land may be successfully irrigated at a reasonable cost.

Persons who desire to make homestead entry should first decide where they wish to locate, then

CHURCHES IN THE UNITED STATES (1912).

[Compiled by Dr. H. K. Carroll for the Christian Advocate, New York, N. Y.]

Denominations.	Minis- ters.	Churches.	Communi- cants.	Denominations.	Minis- ters.	Churches.	Communi- cants.
Adventists—1. Evangelical.....	*8	*18	*481	Churches of the Living God (colored)—			
2. Advent Christians.....	*528	*550	*26,799	1. Christian Workers for Friendship.....	*51	*44	*2,676
3. Seventh Day.....	534	1,860	65,284	2. Apostolic.....	*30	*15	*752
4. Church of God.....	*32	*20	*611	3. Church of Christ in God.....	*20	*9	*858
5. Life and Advent Union.....	*12	*12	*509				
6. Churches of God in Jesus Christ.....	58	*62	*2,124	Total Churches of the Living God.....	101	68	4,286
Total Adventists.....	1,172	2,522	95,808	Churches of the New Jeru- salem—			
Baptists—1. Regular (north).....	8,242	9,610	1,175,923	1. General Convention.....	102	127	8,500
2. Regular (south).....	14,632	23,795	2,475,609	2. General Church.....	26	16	1,054
3. Regular (colored).....	12,622	16,725	1,912,219	Total New Jerusalem Churches.....	128	143	9,554
4. Six-Principle.....	10	16	731	Communitistic Societies—			
5. Seventh Day.....	95	96	8,194	1. Shakers.....			*516
6. Free.....	†805	1,110	65,440	2. Amama.....			*1,756
7. Freewill.....	†914	834	57,231	Total Communitistic So- cieties.....		22	2,272
8. General.....	550	545	33,600	Congregationalists.....	6,125	6,070	742,350
9. Separate.....	*100	*76	*5,180	Disciples of Christ—			
10. United.....	*260	*196	*13,698	1. Disciples of Christ.....	5,954	9,818	1,340,887
11. Baptist Church of Christ.....	*99	*93	*6,416	2. Churches of Christ.....	*2,100	*2,649	*156,658
12. Primitive.....	*1,500	*2,922	*102,311	Total Dis. of Christ..	8,054	12,467	1,497,545
13. Primitive Colored.....	*1,480	*797	*35,076	Evangelical Bodies—			
14. Old Two-Seed-in-the- Spirit Predestinarian.....	*35	*55	*781	1. Evangelical Associat'n.	1,003	1,659	110,134
15. Church of God and Saints of Christ.....	*75	*48	*1,823	2. United Evang. Church.	520	968	74,732
Total Baptists.....	41,419	56,918	5,894,232	Total Evang. Bodies..	1,523	2,627	184,866
Brethren (Dunkards)—				Faith Associations—			
1. Conservative.....	3,066	928	95,000	1. Apos. Faith Movement.....		*6	*538
2. Old Order.....	218	72	4,000	2. Peniel Missions.....		*30	*703
3. Progressive.....	192	215	20,394	3. Met. Church Assn.....		*29	*466
4. Seventh Day (German).....	8	14	250	4. Hepzibah Faith Assn..		*36	*10
Total Dunk'd Breth'n	3,484	1,239	119,644	5. Mission'y Church Assn.		*35	*1,256
Brethren (Plymouth)—				6. Heavenly Recruit Church		*55	*27
1. Brethren I.....		*134	*2,933	7. Apos. Christian Church		*19	*4,558
2. Brethren II.....		*128	*4,752	8. Christian Congregation.		*26	*395
3. Brethren III.....		*81	*1,724	9. Voluntary Missionary Society (colored).....		*11	*3
4. Brethren IV.....		*60	*1,157	Total Faith Assns... ..	241	146	9,572
Total Plm. Brethren..	403	1,056	10,566	Free Christian Zion Church		*20	*15
Brethren (River)—				Friends—1. Orthodox.....	1,320	900	100,568
1. Brethren in Christ.....	178	68	3,731	2. "Hicksite".....		99	211
2. Old Order, or Yorker... ..	*24	*9	*423	3. "Wilburite".....		*47	*48
3. United Zion's Children.	*22	*28	*749	4. Primitive.....		*10	*8
Total River Brethren.	224	105	4,903	Total Friends.....	1,476	1,167	124,216
Buddhists—				Friends of the Temple....	3	3	*376
1. Chinese Temples.....	*1	*62	German Evang. Protestant.	*59	*66	*34,704
2. Japanese Temples.....	*14	*12	*3,165	German Evangelical Synod.	1,038	1,326	258,911
Total Buddhists.....	15	74	3,165	Jewish Congregations.....	*1,084	*1,769	143,000
Catholic Apostolic—				Latter Day Saints—			
1. Catholic Apostolic.....	*14	*11	*2,907	1. Utah Branch.....	1,960	820	296,000
2. New Apostolic.....	*19	*13	*2,020	2. Reorganized branch....	1,400	600	56,500
Total Cath. Apostolic	33	24	4,927	Tl. Latter Day Saints	3,360	1,420	352,500
Catholic, East'n Orthodox—				Lutherans—			
1. Armenian Apostolic....	15	21	55,000	1. General Synod.....	1,367	1,796	316,949
2. Russian Orthodox.....	115	127	62,000	2. United Synod (south)..	250	468	50,669
3. Greek Orthodox.....	80	70	175,000	3. General Council.....	1,550	2,347	473,295
4. Syrian Orthodox.....	24	24	43,000	4. Synodical Conference..	2,885	3,569	807,693
5. Servian Orthodox.....	21	24	59,000	5. United Norwegian.....	574	1,538	169,710
6. Rumanian Orthodox... ..	5	5	20,000	Independent Synods—			
7. Bulgarian Orthodox.....	3	3	20,000	6. Ohio.....	611	857	132,316
Total East. Catholics	263	274	434,000	7. Buffalo.....	30	42	5,600
Catholic, Western—				8. Haage's.....	167	362	40,000
1. Roman Catholic.....	17,610	14,102	12,888,466	9. Eilsen's.....	6	26	1,100
2. Polish Catholic.....	28	*24	*15,473	10. Texas.....	21	22	4,500
3. Reformed Catholic.....	7	6	3,250	11. Iowa.....	530	1,000	118,322
Total West. Catholics	17,645	14,132	12,907,189	12. Norwegian.....	399	1,059	92,000
Christadelphians.....		*70	*1,412	13. Danish in America....	62	109	13,500
Christians.....	1,129	1,182	102,902	14. Icelandic.....	15	37	5,112
Christian Catholic (Dowie).	*35	*17	*5,865	15. Immanue.....	25	21	5,027
Christian Scientists.....	2,460	1,230	85,096	16. Suomal (Finnish).....	31	126	14,180
Christian Union.....	295	237	13,906				
Churches of God (Winebren- narian).....	509	595	41,475				

17. Finnish Apostolic.....	66	304	21,000
18. Finnish National.....	22	72	8,000
19. Norwegian Free.....	165	355	20,000
20. Danish United.....	129	179	11,729
21. Slovakian.....	21	53	13,000
22. Church of the Luther- an Brethren.....	13	17	1,900
23. Jehovah.....	9	11	1,100
Independent Cong'n's.....	90	205	27,000
Total Lutherans.....	9,038	14,566	2,353,702
Scandinavian Ev. Bodies—			
1. Swedish Evangelical Mission Covenant.....	394	544	48,000
2. Swed. Ev. Free Mis'n.....	152	154	18,500
3. Norwegian Evang. Free	65	150	4,000
Total Scan. Evang....	611	848	70,500
Mennonites—1. Mennonite...*	346	*220	*18,674
2. Bruderboef.....	*49	*8	*275
3. Amish.....	*131	*57	*7,640
4. Old Amish.....	*141	*46	*5,043
5. Apostolic.....	2	2	209
6. Reformed.....	*34	*3	*2,079
7. General Conference.....	*143	*90	*11,661
8. Church of God in Christ	*17	*18	*90
9. Old (Wisler).....	*18	*9	*655
10. Bundes Conference.....	*36	*19	*2,533
11. Defenceless.....	*26	*14	*967
12. Brethren in Christ.....	149	97	5,013
Separate Conferences(2)	*35	*21	*1,908
Total Mennonites.....	1,087	635	57,219
Methodists—			
1. Methodist Episcopal... 18,714	28,433	3,293,526	
2. Union American Meth- odist Episcopal.....	138	255	18,500
3. African Meth Epis....	6,774	5,630	620,234
4. African Union Meth- odist Protestant.....	200	125	4,000
5. African Methodist Episcopal Zion.....	3,488	3,298	547,216
6. Methodist Protestant... 1,371	2,288	183,313	
7. Wesleyan Methodist... 613	591	18,510	
8. Meth. Episcopal(south) 6,970	15,727	1,919,873	
9. Congregational Meth... 337	333	15,529	
10. New Cong'l Methodist... 43	*45	*1,782	
11. Zion Union Apostolic... 2,901	2,857	3,959	
12. Col'd Meth. Episcopal... 71	94	7,114	
13. Primitive.....	1,138	1,256	32,552
14. Free Methodist.....	40	58	4,000
15. Reformed Methodist Union Episcopal.....	2	2	1,161
16. Independent Methodist			
Total Methodists.....	42,849	61,027	6,905,095
Moravian Bodies—			
1. Moravians.....	145	122	18,970
2. Union Bohemians and Moravians.....	4	21	1,000
Tl. Moravian Bodies... 149	143	19,970	
Nonsectarian Bible Faith Churches.....	*50	*204	*6,396
Pentecostal Bodies—			
1. Pentecostal Church.....	617	480	20,996
2. Other Pentecostal Asso- ciations.....	*115	*30	*1,420
Total Pent'l Bodies... 732	510	22,416	
Presbyterians—1. Northern... 9,157	9,930	1,368,150	
2. Cumberland.....	928	1,800	121,000
3. Cumberland (colored)...*	*375	*196	*18,066
4. Welsh Calvinistic.....	93	151	13,841
5. United.....	1,065	1,001	139,617
6. Southern.....	1,724	3,392	292,845
7. Associate.....	*12	*22	*786
8. Associate Reformed (south).....	113	153	14,569
9. Reformed (Synod).....	142	111	9,213
10. Reformed (Gen. Synod) 16	18	3,400	
11. Reformed (Covenant).....	1	1	40
12. Reformed in the United States and Canada... 1	1	422	
Total Presbyterians... 13,576	16,776	1,981,949	

Protestant Episcopal—			
1. Protestant Episcopal... 5,422	7,724	970,451	
2. Reformed Episcopal... 94	80	10,400	
Total Prot. Episcopal	5,516	7,804	980,851
Reformed—			
1. Reformed (Dutch).....	739	691	118,564
2. Reformed (German)....	1,290	1,737	300,147
3. Christian Reformed....	156	209	35,142
4. Hungarian Reformed...*	*18	*16	*5,253
Total Reformed.....	2,113	2,653	459,106
Salvationists—			
1. Salvation Army.....	2,935	852	26,909
2. Amer. Salvation Army...*	*59	*20	*436
Total Salvationists... 2,994	872	27,345	
Schwenkfelders.....	6	8	941
Social Brethren.....	*15	*17	*1,262
Society for Ethical Culture. 7	6	2,450	
Spiritualists.....	2,000	200,000	
Theosophical Society.....	134	3,368	
Unitarians.....	527	70,542	
United Brethren—			
1. United Brethren.....	1,929	3,682	301,448
2. United Brethren (Old Constitution).....	333	524	19,512
Tl. United Brethren... 2,262	4,216	320,960	
Universalists.....	702	709	51,716
Independent Congregations. 267	879	48,673	
Grand total for 1912... 174,396	220,814	36,675,537	
Grand total for 1911... 171,905	220,160	36,095,685	
*Federal census of 1906.			

ORDER OF DENOMINATIONS.

Denominations.	Rank in 1912.	Com- muni- cants. 1890.	Rank in 1890.	Com- muni- cants.
Roman Catholic.....	1	12,888,466	1	6,231,417
Methodist Episcopal.....	2	3,293,526	2	2,240,354
Regular Baptist (south)....	3	2,475,609	4	1,280,066
Methodist Episcopal (south) 4	1,919,873	5	1,209,976	
Regular Baptist (colored)....	5	1,912,219	3	1,348,989
Presbyterian (northern)....	6	1,368,150	7	788,244
Disciples of Christ.....	7	1,340,887	8	641,051
Regular Baptist (north)....	8	1,175,923	6	800,450
Protestant Episcopal.....	9	970,451	9	532,054
Luth. Synod'l Conference...10	807,693	12	357,153	
Congregationalist.....	11	742,350	10	512,771
African Meth. Episcopal...12	620,234	11	452,725	
Af'n Meth. Episcopal Zion...13	547,216	13	349,788	
Lutheran Gen'l Council.....14	473,295	14	324,846	
Lutheran General Synod....15	316,949	20	164,640	
United Brethren.....	16	301,448	16	202,474
Reformed (German).....	17	300,147	15	204,018
Latter Day Saints.....	18	296,000	21	144,352
Presbyterian (southern)....19	292,845	18	179,721	
German Evang. Synod.....20	258,911	17	187,432	
Col'd Meth Episcopal.....21	234,721	24	129,383	
Spiritualists.....	22	200,000	39	45,030
Methodist Protestant.....23	183,313	22	141,989	
Greek Orthodox (Cath.)....24	175,000	138	100	
United Norwegian Luth....25	169,710	26	119,972	
United Presbyterian.....26	139,617	27	94,402	
Lutheran Synod of Ohio....27	132,316	33	69,505	
Reformed (Dutch).....	28	118,564	28	92,970
Orthodox Friends.....	29	100,568	31	80,655

ORDER OF DENOMINATIONAL FAMILIES.

Denominational families.	Rank in 1912.	Com- muni- cants. 1890.	Rank in 1890.	Com- muni- cants.
Catholic (Roman, etc.).....	1	12,907,189	1	6,287,871
Methodist.....	2	6,905,095	2	4,589,284
Baptist.....	3	5,894,232	3	3,717,969
Lutheran.....	4	2,353,702	5	1,231,072
Presbyterian.....	5	1,981,949	4	1,278,362
Episcopal.....	6	980,851	6	540,509
Reformed.....	7	459,106	7	309,458
Latter Day Saints.....	8	352,500	9	166,125
United Brethren.....	9	320,960	8	225,281
Friends.....	10	124,216	11	107,208
Brethren (Dunkard).....	11	119,644	13	73,795
Adventists.....	12	95,808	14	60,491

CHURCHES AND RELIGIOUS ASSOCIATIONS.

ROMAN CATHOLIC CHURCH OF THE UNITED STATES.

Apostolic Delegate—Most Rev. John Bonzano, D. D.
 Cardinals—James Gibbons, Baltimore, Md.; William O'Connell, Boston, Mass.; John Farley, New York, N. Y.

Archdiocese.	ARCHBISHOPS.	Name.
Chicago, Ill.	James E. Quigley	
Cincinnati, O.	Henry Moeller	
Dubuque, Iowa	James J. Keane	
Manila, P. I.	Jeremiah J. Hartley	
Milwaukee, Wis.	Sebastian G. Messmer	
New Orleans, La.	James H. Blenk	
Oregon City, Oregon	Alexander Christie	
Philadelphia, Pa.	Edmond F. Prendergast	
St. Louis, Mo.	John Joseph Glennon	
St. Paul, Minn.	John Ireland	
San Francisco, Cal.	Patrick W. Riordan	
Santa Fe, N. M.	John Baptist Pitalav	

Diocese.	BISHOPS.	Name.
Albany, N. Y.	Thomas M. A. Burke	
Alexandria, La.	Cornelius Van de Ven	
Alton, Ill.	James Ryan	
Altoona, Pa.	Engene A. Garvey	
Baker City, Ore.	Charles J. O'Reilly	
Baltimore, Md.	Owen B. Corrigan (auxiliary)	
Belleville, Ill.	(Vacancy)	
Bismarck, N. D.	Vincent Wehrle	
Boise City, Idaho.	A. J. Glorieux	
Boston, Mass.	Joseph G. Anderson (auxiliary)	
Brooklyn, N. Y.	Charles E. McDonnell	
Buffalo, N. Y.	Charles H. Colton	
Burlington, Vt.	Joseph J. Rice	
Charleston, S. C.	Henry P. Northrop	
Cheyenne, Wyo.	Patrick A. McGovern	
Chicago, Ill.	Paul P. Rhode (auxiliary)	
Cleveland, O.	John P. Farrelly	
Columbus, O.	James J. Hartley	
Concordia, Kas.	John F. Cunningham	
Corpus Christi, Tex.	(Vacancy)	
Covington, Ky.	Camillus P. Maes	
Crookston, N. D.	Timothy Corbett	
Dallas, Tex.	Joseph Patrick Lynch	
Davenport, Iowa	James Davis	
Denver, Col.	Nicholas Chryostom Matz	
Des Moines, Iowa	Austin Dowling	
Detroit, Mich.	John S. Foley	
Duluth, Minn.	James McGolrick	
Erie, Pa.	J. E. Fitz Maurice	
Fall River, Mass.	Daniel F. Feehan	
Fargo, N. D.	James O'Reilly	
Fort Wayne, Ind.	Herman J. Alerding	
Galveston, Tex.	Nicholas A. Gallagher	
Grand Rapids, Mich.	Henry J. Richter	
Great Falls, Mont.	Mathias C. Lenihan	
Green Bay, Wis.	Joseph J. Fox	
Hartisburg, Pa.	J. W. Shanahan	
Hartford, Conn.	John Joseph Nilan	
Hawaiian Islands	Libert H. Boeynaems	
Helena, Mont.	John P. Carroll	
Indianapolis, Ind.	Francis S. Chutard	
Kansas City, Mo.	(Vacancy)	
Kearney, Neb.	James Albert Duffy	
LaCrosse, Wis.	J. Schwabach	
Leavenworth, Kas.	Joseph F. Busch	
Leavenworth, Kas.	John Ward	
Lincoln, Neb.	John Henry Thien	
Little Rock, Ark.	John B. Morris	
Louisville, Ky.	Denis O'Donoghue	
Manchester, N. H.	George Albert Guertin	
Marquette, Mich.	Frederick Eis	
Mobile, Ala.	Edward P. Allen	
Monterey-Los Angeles, Cal.	Thomas J. Conaty	
Nashville, Tenn.	Thomas Sebastian Byrne	
Natchez, Miss.	John E. Gunn	
Newark, N. J.	John J. O'Connor	
New Orleans, La.	J. M. Laval (auxiliary)	
New York, N. Y.	Thomas F. Cusack (auxiliary)	
Ogdenburg, N. Y.	Henry Gabriels	
Oklahoma	Theophile Meerschardt	
Omaha, Neb.	Richard Schannell	
Peoria, Ill.	Edmund Michael Dunne	
Pittsburgh, Pa.	J. F. Regis Canevin	
Portland, Me.	Louis S. Walsh	
Porto Rico	W. A. Jones	

Diocese.	Name.
Providence, R. I.	Matthew Harkins
Richmond, Va.	Denis Joseph O'Connell
Rochester, N. Y.	Thomas F. Hickey
Rockford, Ill.	Peter James Muldoon
Sacramento, Cal.	Thomas Grace
St. Augustine, Fla.	(Vacancy)
St. Cloud, Minn.	James Trobec
St. Joseph, Mo.	Maurice F. Burke
Salt Lake City, Utah	Lawrence Scanlan
San Antonio, Tex.	John William Shaw
Savannah, Ga.	Benjamin J. Kelley
Scranton, Pa.	Michael John Hoban
Seattle, Wash.	Edward John O'Dea
Sioux City, Iowa	Philip Joseph Garrigan
Sioux Falls, S. D.	Thomas O'Gorman
Springfield, Mass.	Thomas D. Beaven
Superior, Wis.	Joseph M. Koudelka
Syracuse, N. Y.	John Grimes
Toledo, O.	Joseph Schrems
Trenton, N. J.	James A. McPaul
Tucson, Ariz.	Henry Granjon
Wheeling, W. Va.	Patrick James Donahue
Wichita, Kas.	John J. Hennessy
Wilmington, Del.	John J. Monaghan
Winona, Minn.	Patrick R. Heitron

CATHOLIC CHURCH STATISTICS.

[From the Official Catholic Directory for 1912.
 Figures are for the United States.]

Cardinals—3.	Colleges for boys—230.
Archbishops—14.	Academies for girls—684.
Bishops—100.	Parishes with schools—5,256.
Secular clergy—13,273.	Children attending—1,360,761.
Religious clergy—4,672.	Orphan asylums—288.
Total clergy—17,945.	Orphans—47,415.
Churches with resident priests—9,500.	Homes for aged—198.
Missions with churches—4,812.	Total children in catholic institutions—1,593,316.
Total churches—14,312.	Catholic population of U. S.—15,154,158.
Seminaries—85.	
Students—6,169.	

COLLEGE OF CARDINALS.

Cardinal bishops—	Created cardinal.
Agliardi, Anthony, b. Sept. 4, 1832.	1889
Cassetta, Francis de Paula, b. Aug. 12, 1845.	1889
Oreglia, Louis di S. Stefano, b. July 9, 1828.	1873
Vannutelli, Serafino, b. Nov. 26, 1834.	1873
Vannutelli, Vincent, b. Dec. 5, 1836.	1889
De Lal, Cajetan, b. July 26, 1853.	1907
Cardinal priests—	
Almaraz y Santos, Enriquez, b. Sept. 22, 1847.	1911
Amette, Leone Adolfo, b. Sept. 6, 1850.	1911
Andrieu, Paul Pierre, b. Dec. 8, 1849.	1907
Bacilleri, Bartholomew, b. March 27, 1842.	1901
Bauer, Franz, b. Jan. 26, 1841.	1911
Belmonte, Gennaro Granito di, b. April 10, 1851.	1911
Boschi, Julius, b. March 2, 1838.	1901
Bourne, Francis, b. March 23, 1861.	1911
Cabrieres, Francis M. D. de, b. Aug. 30, 1830.	1911
Cavalcanti, Joachim A. de A., b. Jan. 17, 1850.	1905
Cavallari, Aristides, b. Feb. 8, 1849.	1907
Cos y Machio, Giuseppe, b. Aug. 6, 1838.	1911
Di Pietro, Angelo, b. May 26, 1828.	1893
Dubillard, Francis Virgilio, b. Feb. 15, 1845.	1911
Falconio, Diomedea, b. Sept. 20, 1842.	1911
Farley, John M., b. April 20, 1842.	1911
Ferrari, Andrew, b. Aug. 18, 1850.	1894
Ferrata, Dominic, b. March 4, 1847.	1896
Francica-Nava di Bontife, J., b. July 23, 1846.	1899
Gasparri, Peter, b. May 5, 1852.	1907
Gennari, Casimir, b. Dec. 27, 1839.	1901
Gibbons, James, b. July 23, 1834.	1895
Gotti, Jerome Mary, b. March 29, 1834.	1895
Herrera, Joseph M. M., b. Aug. 26, 1835.	1897
Hornig, Charles, b. Aug. 10, 1840.	1912
Katschthaler, John, b. May 20, 1832.	1903
Kopp, George, b. July 27, 1837.	1893
Logne, Michael, b. Oct. 1, 1840.	1893
Lorenzelli, Benedict, b. 1853.	1907
Lualdi, Alexander, b. Aug. 12, 1858.	1907
Lucon, Louis Henry, b. Oct. 28, 1842.	1907
Maffi, Peter, b. Oct. 12, 1858.	1907
Martnellini, Sebastian, b. Aug. 20, 1848.	1901

Cardinal priests—
 Mercier, Desideratus, b. Nov. 21, 1851.....1907
 Merry del Val, Raphael, b. Oct. 10, 1865.....1903
 Neto, Joseph Sebastian, b. Feb. 8, 1841.....1884
 O'Connell, William H., b. Dec. 8, 1859.....1911
 Frisco, Joseph, b. Sept. 18, 1836.....1896
 Rampolla, Mariano, b. 1843.....1887
 Richelieu, Augustinus, b. Nov. 29, 1850.....1899
 Hinaldini, Aristides, b. Feb. 5, 1844.....1907
 Skrbensky, Leo, b. June 12, 1863.....1901
 Vaszary, Claudius, b. Feb. 12, 1832.....1893
 Vico, Antonio, b. Jan. 9, 1847.....1911

Cardinal deacons—
 Bislet, Cajetan, b. March 20, 1856.....1911
 Bilot, Louis, b. Jan. 22, 1846.....1911
 Cagliano de Azevedo, Ottavilus, b. Nov. 7, 1845.....1905
 Lugari, John Baptist, b. Feb. 18, 1846.....1911
 Pompili, Basilius, b. April 16, 1858.....1911
 Van Rossum, William, b. Sept. 3, 1854.....1911
 Volpe, Francis Della, b. Dec. 24, 1814.....1899

CATHOLIC EDUCATIONAL ASSOCIATION.

Honorary President—Cardinal James Gibbons, Baltimore, Md.
 President-General—The Rt.-Rev. Mgr. Thomas J. Shahan, Washington, D. C.
 Vice-Presidents-General—Very Reverend James A. Burns, Washington, D. C.; Very Reverend Walter Stehle, Beatty, Pa.; Rt.-Rev. Mgr. J. A. Connolly, St. Louis, Mo.
 Secretary-General—The Rev. Francis W. Howard, LL. D., 1651 East Main street, Columbus, O.
 Treasurer-General—The Rev. Francis T. Moran, P. D., Cleveland, O.
 Office of association—1657 East Main street, Columbus, O.

AMERICAN FEDERATION OF CATHOLIC SOCIETIES.

President—Charles I. Denechaud, New Orleans, La.
 Secretary—Anthony Matre, St. Louis, Mo.
 Treasurer—F. W. Heckenkamp, Quincy, Ill.
 Marshal—C. H. Herold, Seneca, Kas.

THE CATHOLIC CHURCH EXTENSION SOCIETY OF THE UNITED STATES OF AMERICA.

113 McCormick building, Chicago, Ill.

Cardinal Protector—His Eminence Sebastian Cardinal Martinelli.
 Chancellor Board of Governors—The Most Rev. James Edward Quigley, D. D., Chicago.
 Vice-Chancellor Board of Governors—The Most Rev. S. G. Messner, D. D., D. C. L., Milwaukee, Wis.
 President—The Very Reverend Francis C. Kelley, D. D., LL. D.
 First Vice-President and General Secretary—The Rev. E. B. Ledvina.
 Second Vice-President and Director Women's Auxiliary—The Rev. Edward L. Roe.
 Third Vice-President and Director Child Apostles—The Rev. W. D. O'Brien.
 Fourth Vice-President—Leo L. Doyle.
 Treasurer—John A. Lynch.
 Recording Secretary Board of Governors—Mr. A. V. D. Watterson.
 Superintendent Chapel Car—Mr. George C. Hennessey.
 Executive Committee—The Most Reverend James Edward Quigley, D. D.; the Very Reverend Francis C. Kelley, D. D., LL. D.; the Rt.-Rev. P. J. Muldoon, D. D.; Mr. Edward Hines, Mr. Richmond Dean, Mr. Warren A. Cartier, Mr. Edward F. Carry.
 Board of Auditors—The Rev. Edward A. Kelly, LL. D.; the Rev. R. F. Flynn, the Rev. F. J. O'Reilly, Mr. J. J. Fleming, Mr. S. C. Scotten.

EXTENSION MAGAZINE.

The Official Organ of the Catholic Church Extension Society of the United States of America.
 Editorial Department—1133 McCormick building, Chicago.
 Editor-in-Chief—The Very Reverend Francis C. Kelley, D. D., LL. D.
 Managing Editor—Mr. Simon A. Baldus.

CATHOLIC TOTAL ABSTINENCE UNION.

President—The Rev. Peter O'Callaghan, Chicago.
 Secretary—Thomas E. McClusky, Danbury, Conn.
 Treasurer—The Rev. J. V. Moylan, Nanticoke, Pa.

PROTESTANT EPISCOPAL CHURCH.

Presiding Bishop—D. S. Tuttle, Bishop of Missouri.
 Diocese. Bishop and residence.
 Alabama.....C. M. Beckwith, Montgomery
 Alaska.....Peter Trimble Rowe, Seattle, Wash.
 Albany.....R. H. Nelson, Albany, N. Y.
 Arizona.....J. W. Atwood, Phoenix
 Arkansas.....James R. Winchester, Little Rock
 Asheville.....Junius M. Horner, Asheville, N. C.
 Atlanta.....C. K. Nelson, Atlanta, Ga.
 Bethlehem.....E. Talbot, South Bethlehem, Pa.
 California.....William F. Nichols, San Francisco
 Central New York.....Charles T. Olmsted, Utica
 Chicago.....C. P. Anderson, Chicago
 Suitzagan.....William E. Toil, Chicago
 Colorado.....C. S. Olmsted, Denver
 Connecticut.....C. B. Brewster, Hartford
 Dallas.....A. C. Garrett, Dallas, Tex.
 Delaware.....F. J. Kinsman, Wilmington
 Duluth.....James D. Morrison, Duluth, Minn.
 East Carolina.....R. Strange, Wilmington, N. C.
 Eastern Oklahoma.....T. P. Thurston, Muskogee, Okla.
 Eastern Oregon.....Robert L. Paddock, Hood River, Ore.
 Easton.....William F. Adams, Easton, Md.
 Erie.....Rogers Israel, Erie, Pa.
 Florida.....E. G. Weed, Jacksonville
 Fond du Lac.....R. H. Weller, Fond du Lac, Wis.
 Georgia.....Frederick F. Reese, Savannah
 Harrisburg.....J. H. Darlington, Harrisburg, Pa.
 Honolulu.....H. B. Restarick, Honolulu, H. I.
 Idaho.....James B. Funsten, Boise, Idaho
 Indianapolis.....J. M. Francis, Indianapolis
 Iowa.....T. N. Morrison, Davenport
 Suffragan.....Harry S. Longley, Des Moines
 Kansas.....F. R. Millsbaugh, Topeka
 Kentucky.....Charles E. Woodcock, Louisville
 Lexington.....L. W. Burton, Lexington, Ky.
 Long Island.....F. Burgess, Garden City, L. I.
 Los Angeles.....J. H. Johnson, Los Angeles, Cal.
 Louisiana.....Davis Sessums, New Orleans
 Maine.....Robert Codman, Portland
 Marquette.....G. M. Williams, Marquette, Mich.
 Maryland.....John G. Murray, Baltimore
 Massachusetts.....William Lawrence, Boston
 Suffragan.....Samuel G. Babcock, Boston
 Michigan.....Charles D. Williams, Detroit, Mich.
 Michigan City.....J. H. White, South Bend, Ind.
 Milwaukee.....William W. Webb, Milwaukee, Wis.
 Minnesota.....Samuel C. Edsall, Minneapolis
 Suffragan.....Frank A. McElwain, Faribault
 Mississippi.....T. Du B. Bratton, Jackson
 Missouri.....D. S. Tuttle, St. Louis
 Coadjutor.....F. F. Johnson, St. Louis
 Montana.....L. R. Brewer, Helena
 Nebraska.....Arthur L. Williams, Omaha
 Nevada.....Henry D. Robinson, Reno
 Newark.....E. S. Lines, Newark, N. J.
 New Hampshire.....W. W. Niles, Concord
 Coadjutor.....Edward M. Parker, Concord
 New Jersey.....John Scarborough, Trenton
 New Mexico.....F. B. Howden, Santa Fe
 New York.....David H. Greer, New York
 Suffragan.....Charles S. Burch, New York
 North Carolina.....J. B. Chesire, Raleigh
 North Dakota.....J. P. Tyler, Fargo
 North Texas.....E. A. Temple, Amarillo, Tex.
 Ohio.....William A. Leonard, Cleveland
 Coadjutor-elect.....Frank Du Moulin, Cleveland
 Oklahoma.....F. K. Brooke, Oklahoma City
 Olympia.....F. W. Keator, Tacoma, Wash.
 Oregon.....Charles Scadding, Portland
 Pennsylvania.....Phillip M. Binslander, Philadelphia
 Suffragan.....Thomas J. Garland, Philadelphia
 Philippines.....Charles H. Brent, Manila
 Pittsburgh.....C. Whitehead, Pittsburgh, Pa.
 Porto Rico.....W. B. Callmore, San Juan
 Quincy.....M. E. Fawcett, Quincy, Ill.
 Rhode Island.....J. De Wolfe Perry, Jr., Providence
 Sacramento.....W. H. Moreland, Sacramento
 Salina.....S. M. Griswold, Salina, Kas.
 San Joaquin.....L. C. Sanford, Fresno, Cal.
 South Carolina.....W. A. Guerry, Charleston
 South Dakota.....George Biller, Jr., Sioux Falls
 Southern Florida.....Vacant
 Southern Massachusetts.....T. F. Davies, Springfield
 Southern Ohio.....Boyd Vincent, Cincinnati
 Coadjutor.....Theodore I. Reese, Columbus
 Southern Virginia.....A. M. Randolph, Norfolk
 Coadjutor.....B. D. Tucker, Lynchburg

Diocese.	Bishop and residence.
Spokane.....	Vacant
Springfield.....	E. W. Osborne, Springfield, Ill.
Tennessee.....	Thomas F. Gallor, Memphis
Texas.....	G. H. Kinsolving, Austin
Utah.....	F. S. Spalding, Salt Lake City
Vermont.....	A. C. A. Hall, Burlington
Coadjutor.....	William F. Weeks, Rutland, Vt.
Virginia.....	Robert A. Gibson, Richmond
West'n Colorado.....	Benj. Brewster, Glenwood Spgs.
Washington, D. C.....	Alfred Harding, Waslington
West Missouri.....	S. C. Partridge, Kansas City
Western Michigan.....	J. N. McCormick, Grand Rapids
Western Nebraska.....	G. A. Beecher, Hastings
Western New York.....	William D. Walker, Buffalo
West Texas.....	J. S. Johnston, San Antonio
West Virginia.....	G. W. Peterkin, Parkersburg
Coadjutor.....	William L. Gravat, Charlestown
Wyoming.....	N. S. Thomas, Cheyenne
Foreign missions:	
West Africa.....	S. D. Ferguson, Monrovia, Liberia
China (Shanghai).....	F. R. Graves, Shanghai
China (Wuhu).....	D. T. Huntington, Ankow
China (Hankow).....	L. H. Roots, Hankow
Japan (Tokyo).....	John McKim, Tokyo
Japan (Kyoto).....	Henry St. G. Tucker, Kyoto
Cuba.....	William C. Brown, Havana
Haiti.....	Vacant
South'n Brazil.....	L. L. Kinsolving, Rio Grande do Sul
European churches—	G. Mott Williams, Marquette,
Mich., bishop in charge.	
Mexico.....	H. D. Aves, City of Mexico
Panama Canal Zone.....	Vacant
Nondiocesan—	Arthur S. Lloyd, James H. Van Buren,
C. O. Penick, Anson R. Graves, William M. Brown, William C. Gray, A. W. Knight, L. H. Wells.	

METHODIST EPISCOPAL CHURCH.

BISHOPS.

Atlanta, Ga.—	Frederick D. Leete.
Boston, Mass.—	John W. Hamilton.
Buffalo, N. Y.—	William Burt.
Buenos Aires, Argentina—	Homer C. Stuntz.
Chattanooga, Tenn.—	Theodore S. Henderson.
Chicago, Ill.—	William F. McDowell.
Cincinnati, O.—	William F. Anderson.
Denver, Col.—	Francis J. McConnell.
Foochow, China—	W. S. Lewis.
Helena, Mont.—	Naphtali Luccock.
Kansas City, Kas.—	William O. Shepard.
New Orleans, La.—	Wilbur P. Thirkield.
New York, N. Y.—	Luther B. Wilson.
Oklahoma City, Okla.—	Robert McIntyre.
Omaha, Neb.—	Frank M. Bristol.
Pekin, China—	James W. Bashford.
Philadelphia, Pa.—	Joseph E. Berry.
Portland, Ore.—	Richard J. Cooke.
St. Louis, Mo.—	Charles W. Smith.
St. Paul, Minn.—	William A. Quayle.
San Francisco, Cal.—	Edwin H. Hughes.
Washington, D. C.—	Earl Cranston.
Zurich, Switzerland—	John L. Nuelson.

MISSIONARY BISHOPS.

Bombay, India—	John E. Robinson.
New York, N. Y.—	Joseph C. Hartzell.
Lucknow, India—	Frank W. Warne.
Monrovia, Liberia—	Isaiah B. Scott.
Seoul, Korea—	Merriam C. Harris.
Manila, P. I.—	William P. Eveland.

GENERAL CONFERENCE SECRETARIES.

Board Conference Claimants—	Joseph B. Hingeley.
Board of Foreign Missions—	S. Earl Taylor, W. F. Oldham, Frank M. North.
Board of Home Missions and Church Extension—	Ward Platt, Charles M. Boswell, Robert Forbea.
Board of Education—	Thomas Nicholson.
Board of Freedmen's Aid—	I. Garland Penn, P. J. Maveety.
Board of Sunday Schools—	Edgar Blakc.
Epworth League—	Wilbur F. Sheridan.

EPWORTH LEAGUE.

Organized at Cleveland, O.,	May 15, 1889.
President—	Bishop Frank M. Bristol, Omaha, Neb.
General Secretary—	Rev. W. F. Sheridan, D. D., 1020 South Wabash avenue, Chicago, Ill.

German Assistant Secretary—Rev. A. C. Bucher, Cincinnati, O.
 Assistant Secretary for Colored Conferences—Rev. W. W. Lucas, Meridian, Miss.
 Editor Epworth Herald—Rev. Dan B. Brummitt, D. D., 1020 South Wabash avenue, Chicago, Ill.

METHODIST EPISCOPAL CHURCH SOUTH.

BISHOPS.

Alpheus W. Wilson,	Baltimore, Md.
Eugene R. Hendrix,	Kansas City, Mo.
Joseph S. Key,	Sherman, Tex.
Warren A. Candler,	Atlanta, Ga.
Henry C. Morrison,	Leesburg, Fla.
E. Embree Hoss,	Nashville, Tenn.
James Atkins,	Waynesville, N. C.
Collins Denny,	Richmond, Va.
John C. Kilgo,	Durham, N. C.
W. B. Murrain,	Jackson, Miss.
W. R. Lambuth,	Nashville, Tenn.
E. D. Mouzon,	San Antonio, Tex.
R. G. Waterhouse,	Los Angeles, Cal.
J. H. McCoy,	Birmingham, Ala.

PRESBYTERIAN CHURCH IN THE UNITED STATES OF AMERICA.

Stated Clerk—	Rev. William H. Roberts, D. D., LL. D., 515 Witherspoon building, 1319 Walnut street, Philadelphia, Pa.
Permanent Clerk—	Rev. William B. Noble, D. D., Coronado, Cal.
Assistant Clerk—	Rev. J. M. Hubbert, D. D., room 515 Witherspoon building, Philadelphia, Pa.

TRUSTEES.

President—	George Stevenson, Philadelphia, Pa.
Treasurer—	The Philadelphia Trust company.
Recording Secretary—	Edward R. Sterrett, 511 Witherspoon building, Philadelphia, Pa.
Office—	1319 Walnut street, Philadelphia, Pa.

TRUSTEES FOR THE GENERAL ASSEMBLY OF THE CUMBERLAND PRESBYTERIAN CHURCH.

President—	J. O. Carson, Bowling Green, Ky.
Secretary—	W. F. Ennis, Bowling Green, Ky.

BOARD OF HOME MISSIONS.

President—	Rev. D. Stuart Dodge, D. D.
Secretary—	Rev. Charles L. Thompson, D. D., LL. D.
Associate Secretaries—	Rev. John Dixon, D. D.; J. Ernest McAfee.
Treasurer—	Harvey C. Olin.
Superintendent of School Work—	Marshall C. Allan.
Indian Department—	Superintendent, Rev. Thomas O. Moffett, D. D.
Immigration Department—	Superintendent, Rev. William Payne Shriver.
Department of Church and Country Life—	Superintendent, Rev. Warren H. Wilson, Ph. D.
Field Secretaries—	Rev. B. P. Fullerton, D. D., St. Louis, Mo.; Rev. W. S. Holt, Portland, Ore.; Rev. R. M. Donaldson, D. D., Denver, Col.; Rev. W. H. Kearns, D. D., Minneapolis, Minn.
Office—	156 5th avenue, New York, N. Y.

BOARD OF FOREIGN MISSIONS.

President—	Rev. George Alexander, D. D.
Corresponding Secretaries—	Dr. Robert E. Speer, Rev. Arthur J. Brown, D. D.; Rev. A. Woodruff Halsey, D. D. and Rev. Stanley White, D. D.
Treasurer—	Dwight H. Day.
Office—	156 5th avenue, New York, N. Y.

BOARD OF EDUCATION.

President—	Rev. Charles Wadsworth, Jr., D. D., Philadelphia, Pa.
Secretary—	Rev. Joseph W. Cochran, D. D.
Treasurer—	Edward R. Sterrett.
Office—	1319 Walnut street, Philadelphia, Pa.

THE EDUCATIONAL SOCIETY.

President—	W. H. Halbert, Nashville, Tenn.
Corresponding Secretary—	Rev. W. J. Darby, D. D., Evansville, Ind.

BOARD OF PUBLICATION AND SABBATH SCHOOL WORK.	
President—	William H. Scott, Philadelphia, Pa.
Secretary—	Rev. Alexander Henry, D. D.

Editorial Superintendent—(Vacancy).
 Business Superintendent and Treasurer—Frank M. Braseimann.
 Superintendent of Depositories—John H. Scribner.
 Superintendent of Young People's Work—Rev. William Ralph Hall.
 Superintendent of Sabbath School Training—Rev. James A. Worden, D. D., LL. D.
 Manufacturer—Henry F. Scheetz.
 Assistant Treasurer—Marshall S. Collingwood.
 Office—1319 Walnut street, Philadelphia, Pa.
 Chicago Office—599 South Wabash avenue.

CUMBERLAND BOARD OF PUBLICATION.

President—Hamilton Parks, Nashville, Tenn.
 Secretary—John H. DeWitt, Nashville, Tenn.

BOARD OF CHURCH ERECTION.

President—Rev. William Russell Bennett.
 Corresponding Secretary—(Vacancy).
 Field Secretary—Rev. Jesse C. Bruce, D. D.
 Treasurer—Adam Campbell.
 Office—156 5th avenue, New York, N. Y.

BOARD OF MINISTERIAL RELIEF AND SUSTENTATION.
 President—Rev. John R. Davies, D. D., Philadelphia, Pa.

General Secretary—Rev. William Hiram Foulkes, D. D.
 Associate Secretaries—Rev. John R. Sutherland, D. D.; Rev. William S. Holt, D. D.
 Treasurer—Rev. William W. Heberton, D. D.
 Office—1319 Walnut street, Philadelphia, Pa.

BOARD OF MISSIONS FOR FREEDMEN.

President—Rev. Samuel J. Fisher, D. D., Pittsburgh, Pa.
 Corresponding Secretary and Treasurer—Rev. Edward P. Cowan, D. D.
 Office—513 Bessemer bldg., 6th street, Pittsburgh, Pa.

COLLEGE BOARD.

President Emeritus—Rev. Herrlek Johnson, D. D., LL. D., St. Louis, Mo.
 President—John H. MacCracken, Ph. D.
 Secretary—Robert Mackenzie, D. D., LL. D.
 Assistant Secretary—Rev. James E. Clark, D. D.
 Office Secretary and Assistant Treasurer—Rev. George R. Brauer.
 Office—156 5th avenue, New York, N. Y.

THE BOARD OF TEMPERANCE.

President—Rev. Thomas Watters, D. D.
 Corresponding Secretary and Treasurer—Rev. John F. Hill, D. D., Conestoga building, Pittsburgh, Pa.
 General Secretary—Prof. Charles Scanlon.

ASSEMBLY HERALD.

Managing Committee—Rev. A. Woodruff Halsey, D. D.; chairman; Rev. John Dixon, D. D.; William H. Scott.
 Manager—Horace P. Camden.
 Office—1328 Chestnut street, Philadelphia, Pa.

CHRISTIAN LIFE AND WORK.

Chairman—Rev. John Timothy Stone, D. D.
 Secretary—Rev. William H. Roberts, D. D., Witherspoon building, Philadelphia, Pa.

PRESBYTERIAN BROTHERHOOD.

President—(Vacancy).
 Secretaries—Rev. J. T. Henderson, D. D.; Rev. F. M. Fox, D. D.
 Office—599 South Wabash avenue, Chicago, Ill.

PRESBYTERIAN HISTORICAL SOCIETY.

President—Rev. Henry Van Dyke, D. D., LL. D.
 General Secretary—Rev. Joseph B. Turner, D. D.
 Treasurer—DeBennville K. Ludwig, Ph. D.
 Honorary Librarian—Rev. Louis F. Benson, D. D.
 Library, Museum, etc.—Witherspoon building, Philadelphia, Pa.

BAPTIST DENOMINATION.

Baptist World Alliance—President, Dr. Robert S. MacArthur, New York, N. Y.; secretaries, Rev. J. H. Shakespeare, London, England; Rev. J. N. Prestridge, Louisville, Ky.
 General Convention of Baptists of North America—President, Dr. A. L. McCrimmon, Canada; secretary, Prof. W. O. Carver, Louisville, Ky.
 Northern Baptist Convention—President, Henry Bond, Brattleboro, Vt.; corresponding secretary, Rev. W. C. Biting, D. D., St. Louis, Mo.

American Baptist Publication Society—President, J. Whitcomb Brougher, D. D., Los Angeles, Cal.; secretary, A. J. Rowland, D. D., 1701 Chestnut street, Philadelphia, Pa.

American Baptist Historical Society—President, B. MacMackin, D. D., Philadelphia, Pa.

American Baptist Foreign Mission Society—President, Carter Helm Jones, D. D., Seattle, Wash.; corresponding secretaries, home department, Rev. F. P. Haggard, D. D.; foreign department, J. H. Franklin, D. D., Ford building, Boston, Mass.; treasurer, Ernest S. Butler, Boston, Mass.

American Baptist Home Mission Society—President, D. K. Edwards, Los Angeles, Cal.; treasurer, Frank T. Moulton, Yonkers, N. Y.; corresponding secretary, H. L. Morehouse, D. D., 23 East 26th street, New York city; associate corresponding secretary, Charles L. White, New York, N. Y.; field secretary, L. Calf Barnes, D. D., New York, N. Y.; recording secretary, M. L. Wood, Huntington, W. Va.

Baptist Forward Movement for Missionary Education—Rev. John M. Moore, general secretary, Ford building, Boston.

Woman's Baptist Foreign Missionary Society—President, Mrs. M. Grant Edmunds, Chestnut Hill, Mass.; corresponding secretary, foreign department, Mrs. H. C. Sanford, Ford building, Boston, Mass.; secretaries home department, Mrs. C. A. Robinson and Miss H. S. Ellis, Boston, Mass.

Women's Baptist Foreign Missionary Society of the West—President, Mrs. Andrew MacLeish, Chicago, Ill.; foreign corresponding secretary, Miss Mary E. Adkins, Chicago, Ill.; home secretary, Miss M. Jean Batty, 88 East 30th street, Chicago, Ill.; treasurer, Miss Frances K. Burr; field secretary, Miss Ella D. MacLaurin, Chicago.

Woman's American Baptist Home Mission Society—President, Mrs. Albert G. Lester, Chicago, Ill.; corresponding secretary, Mrs. Katharine S. Westfall, 2969 Vernon avenue, Chicago, Ill.; recording secretary, Mrs. F. L. Miner, Des Moines, Iowa; treasurer, Mrs. Emma C. Marshall, Chicago, Ill.
 Baptist Young People's Union of America—President, Rev. C. L. Anderson, D. D., Chicago, Ill.; recording secretary, Rev. H. W. Reed, Rock Island, Ill.; general secretary, Rev. W. E. Chalmers, Philadelphia, Pa.; treasurer, H. E. Osgood, Chicago, Ill. The union is a federation of all young people's societies connected with the baptist churches in the United States and Canada.

American Baptist Education Society—President, Rev. L. A. Crandall, D. D., Minneapolis, Minn.; corresponding secretary, Prof. E. D. Burton, University of Chicago, Chicago, Ill.

Baptist Congress—President, H. W. Merrill, Atlantic City, N. J.; secretary, Rev. T. A. K. Gessler, D. D., Landing, N. J.

Chicago Baptist Executive Council—Dean, Shaller Mathews, University of Chicago; superintendent, Rev. F. L. Anderson, 107 Wabash avenue; secretary, Rev. W. P. Behan, Morgan Park, Ill.; treasurer, A. E. Welis, Monardnoek block.

SOUTHERN BAPTIST CONVENTION.

Officers—President, Rev. E. C. Dargan; vice-presidents, Hon. Joseph James Darlington, Washington, D. C.; Samuel Palmer Brooks, D. D., Waco, Tex.; William Ellison, Richmond, Va.; Hon. Lamartine Hardman, Commerce, Ga.; secretaries, Rev. Lansing Burrows, D. D., Americus, Ga.; Rev. Oliver Gregory, D. D.; Staunton, Va.; treasurer, George W. Norton, Louisville, Ky.; auditor, William P. Harvey, Louisville, Ky.

Foreign Mission Board—President, J. B. Hutson, Virginia; corresponding secretary, Rev. R. J. Willingham, D. D.; editorial secretary, W. H. Smith; educational secretary, Rev. T. B. Ray; field secretary, Rev. S. J. Porter, D. D.; recording secretary, Rev. W. S. Dorsett, D. D.; treasurer, R. R. Gwathmey; auditor, J. D. Crump.

Home Mission Board—President, Rev. John F. Purser, D. D., Georgia; corresponding secretary, Rev. B. D. Gray, D. D.; assistant corresponding secretary, Rev. J. F. Love, D. D.; treasurer, Walker Dunsen; recording secretary, M. M. Welch; editorial secretary, Rev. V. I. Masters; auditor, C. A. Davis.

Sunday School Board—President, Rev. E. E. Folk, D. D., Tennessee; corresponding secretary and treasurer, Rev. J. M. Frost, D. D.; recording secretary, A. B. Hill; auditor, Roger Eastman.

THE CONGREGATIONAL CHURCHES.

AMERICAN CONGREGATIONAL ASSOCIATION.

President—Arthur S. Johnson, Boston, Mass.
Vice-President—Samuel B. Capen.
Secretary—Rev. Thomas Todd, Jr., Concord, Mass.
Treasurer—A. S. Lovett, Brookline, Mass.
Headquarters—Congregational House, Boston, Mass.

AMERICAN BOARD OF COMMISSIONERS FOR FOREIGN MISSIONS.

President—S. B. Capen, LL. D.
Treasurer—Frank H. Wiggin.
Secretaries—Rev. James J. Barton, D. D.; Rev. Cornelius H. Patton, D. D.; Rev. E. L. Smith, D. D.

Editorial Secretary—Rev. E. E. Strong, D. D., emeritus; Rev. W. E. Strong.
District Secretaries—Rev. A. N. Hitchcock, D. D., 19 South LaSalle street, Chicago, Ill.; Rev. D. H. M. Tenney, D. D., Mechanics' Bank building, San Francisco, Cal.
Headquarters—Congregational House, Boston, Mass.

AMERICAN MISSIONARY ASSOCIATION.

President—Cyrus Northrop, LL. D.
Treasurer—Irving C. Gaylord.
Secretaries—Rev. C. J. Ryder, D. D.; Rev. H. Paul Douglass, D. D.
Western Secretary—Rev. Lucius O. Baird, D. D., 19 South LaSalle street, Chicago, Ill.
Headquarters—287 4th avenue, New York city.

SUNDAY SCHOOL AND PUBLICATION SOCIETY.
President—Rev. Frederick H. Page, Waltham, Mass.
Treasurer—H. T. Richardson, Congregational House, Boston, Mass.

Missionary and Extension Secretary—Rev. William Ewing, Boston, Mass.
Manager Pilgrim Press—Luther H. Cary, Boston.
District Secretaries—Rev. R. W. Gammon, 19 South LaSalle street, Chicago, Ill.; Rev. M. S. Littlefield, 155 80th street, Brooklyn, N. Y.
Headquarters—Congregational House, Boston, Mass.

CHURCH BUILDING SOCIETY.

President—Lucien C. Warner, LL. D., New York city.
Secretary—Rev. C. H. Richards, D. D., New York city.
Treasurer—Charles E. Hope.
Field Secretaries—Rev. W. W. Newell, D. D., 19 South LaSalle street, Chicago, Ill.; Rev. H. H. Wilkof, San Francisco, Cal., and Rev. W. W. Leete, D. D., Boston, Mass.
Headquarters—105 East 22d street, New York city.

HOME MISSIONARY SOCIETY.

President—Rev. Watson L. Phillips.
Treasurer—M. J. Brinkerhoff.
Secretaries—Rev. Herman F. Swartz, Rev. R. L. Breed and Rev. H. C. Herring.
Headquarters—257 4th avenue, New York city.

EDUCATION SOCIETY.

President—Rev. William R. Campbell, D. D., Boston, Mass.
Secretary—Rev. Edward S. Tead, Boston, Mass.
Treasurer—S. F. Wilkins, Boston, Mass.
Headquarters—Congregational House, Boston, Mass.
Chicago Office—19 South LaSalle street.

MINISTERIAL BELIEF.

Chairman—Rev. H. A. Stimson, D. D., New York city.
Secretary—Wm. A. Rice, D. D., New York city.
Treasurer—B. H. Fancher, 287 4th avenue, New York city.

NATIONAL TRIENNIAL COUNCIL.

Moderator—Rev. Charles R. Brown, Yale university, New Haven, Conn.
Secretary—Rev. Hubert O. Herring, New York, N. Y.

WOMAN'S BOARD OF MISSIONS.

Secretary—Miss Helen B. Calder, Congregational House, Boston, Mass.

WOMAN'S BOARD OF MISSIONS OF THE INTERIOR.
Secretary—Miss M. D. Wingate, Chicago, Ill.

WOMAN'S BOARD OF MISSIONS OF THE PACIFIC.
Secretary—Mrs. F. F. Barbour, Carlton hotel, Berkeley, Cal.

THE WOMAN'S HOME MISSIONARY FEDERATION.

President—Mrs. H. H. Hart, 7 Colden avenue, White Plains, N. Y.
Secretary—Mrs. T. H. Warner, 30 Ridgeview avenue, White Plains, N. Y.
Recording Secretary—Miss Mary Brooks, 55 Essex avenue, Gloucester, Mass.

Treasurer—Mrs. H. A. Flint, 604 Willis avenue, Syracuse, N. Y.

CONGREGATIONAL BROTHERHOOD OF AMERICA.

President—H. M. Beardsley, Kansas City, Mo.
General Secretary—H. A. Atkinson, Chicago, Ill.
Treasurer—S. E. Knecht, Chicago, Ill.

CHRISTIAN SCIENCE CHURCH.

The Christian Science church was founded in 1879 by Mary Baker Eddy, the discoverer of Christian science and author of its text-book, "Science and Health, with Key to the Scriptures." The church was organized "to commemorate the word and works of our Master, which should reinstate primitive Christianity and its lost element of healing" (Church Manual). In 1892 the church was reorganized as the First Church of Christ, Scientist, known as the mother church, in Boston, Mass. The present officers of the mother church are:

President—Frederick Dixon.
Clerk—John V. Dittmore.
Treasurer—Adam H. Dickey.
Directors—Archibald McLellan, Allison V. Stewart, James A. Neal, John V. Dittmore, Adam H. Dickey.

All Christian science churches and societies, of which there are now 1,432 in the United States and 125 in foreign countries, are branches of the mother church. Lesson-sermons compiled from the bible and "Science and Health, with Key to the Scriptures" are read at the services in Christian science churches. There are about 5,300 Christian science practitioners regularly devoting their time to the practice of Christian science mind healing.

Mrs. Eddy founded the Christian Science Journal, Sentinel, Quarterly, Der Herold der Christian Science and The Christian Science Monitor (a daily newspaper), all of which are published by the Christian Science Publishing society in Boston.

There is in connection with the Christian science movement an official board of lectureship designed to furnish the public correct information concerning the fundamental teachings of Christian science. Lectures given by members of this board are free to the public.

UNITARIAN CHURCH.

AMERICAN UNITARIAN ASSOCIATION.

President—Rev. Samuel A. Eliot, D. D., Boston, Mass.
Vice-Presidents—Clarence E. Carr, Andover, N. H.; George Hutchinson, Newton, Mass.; George Soule, New Orleans, La.; Miss Emma C. Low, Brooklyn, N. Y.; Charles W. Ames, St. Paul, Minn.; Paris Gibson, Great Falls, Mont.; Horace Davis, San Francisco, Cal.; Mrs. John W. Loud, Montreal, Canada.
Secretary—Rev. Lewis G. Wilson, Boston, Mass.
Treasurer—Henry M. Williams, Cambridge, Mass.

GENERAL CONFERENCE.

President—Charles W. Eliot, LL. D., Cambridge, Mass.
Vice-Presidents—Hon. Horace Davis, San Francisco, Cal.; Hon. Adelbert Moot, Buffalo, N. Y.; Hon. Hugh McKennan Landon, Indianapolis, Ind.; Hon. Frederic A. Delano, Chicago, Ill.; Hon. Charles A. Murdoch, San Francisco, Cal.
General Secretary—Rev. Walter F. Greenman, 684 Astor street, Milwaukee, Wis.
Treasurer—Percy A. Atherton, 53 State street, Boston, Mass.

LUTHERAN DENOMINATION.

GENERAL SYNOD OF LUTHERAN CHURCH OF THE UNITED STATES.

President—Rev. H. L. Yaeger, D. D., Atchison, Kas.
 Secretary—Rev. F. P. Marnhart, D. D., Sellingsgrove, Pa.
 Treasurer—George H. Knollenberg, Richmond, Ind.

AUGUSTANA SYNOD.

President—Rev. L. A. Johnston, D. D., 540 Olive street, St. Paul, Minn.
 Vice-President—Rev. G. A. Brandelle, D. D., 2250 Court place, Denver, Col.
 Secretary—Rev. Jas. A. Anderson, A. M., Boxholm, Boone county, Iowa.
 Treasurer—K. T. Anderson, State bank, Rock Island, Ill.

MISSOURI SYNOD (GERMAN AND ENGLISH).

President—Rev. F. Pfotenbauer, 415 West 62d street, Chicago, Ill.
 Secretary—Rev. R. D. Bledermann, 717 South New Jersey street, Indianapolis, Ind.
 Secretary English District—Rev. J. F. Wenchell, 228 Morgan street, N. W., Washington, D. C.
 The official title of this organization is: The German Evangelical Lutheran Synod of Missouri, Ohio and Other States.

HATGE SYNOD.

President—Rev. M. G. Hanson, Kenyon, Minn.
 Secretary—Rev. N. J. Lohre, M. A., Grand Forks, N. D.
 Treasurer—O. A. Ulvin, Red Wing, Minn.

NORWEGIAN SYNOD.

President—Dr. H. G. Stub, 806 Sheldon avenue, St. Paul, Minn.
 Vice-President—Prof. C. K. Preus, Decorah, Iowa.
 Secretary—Rev. D. C. Jordahl, Ridgeway, Iowa.
 Treasurer—Rev. H. B. Hustedt, Decorah, Iowa.

UNITED NORWEGIAN LUTHERAN CHURCH OF AMERICA.

President—Rev. T. H. Dahl, D. D., 5117 Park avenue, Minneapolis, Minn.
 Secretary—Jens C. Roseland, 515 Holly avenue, Crookston, Minn.

THE LUTHER LEAGUE.

Luther League of America—President, William C. Stoever, Philadelphia, Pa.
 Secretary—Rev. Luther M. Kuhns, Omaha, Neb.
 Treasurer—C. T. A. Anderson, Chicago, Ill.

Luther league is nonsynodical in organization. It has seventeen state, fifty-two district and 993 local organizations. It is also organized in Canada, Porto Rico, Japan, China and India.

CHURCH OF THE NEW JERUSALEM.

[Swedenborgian.]

THE GENERAL CONVENTION.

President—Rev. Julian K. Smyth, 230 West 59th street, New York, N. Y.
 Vice-President—Hon. Job Barnard, 1306 Rhode Island avenue, N. W., Washington, D. C.
 Recording Secretary—B. A. Whittemore, 134 Bowdoin street, Boston, Mass.
 Treasurer—James Richard Carter, 246 Devonshire street, Boston, Mass.

UNION OF HEBREW CONGREGATIONS

EXECUTIVE COMMITTEE.

President—J. Walter Freiberg, Cincinnati, O.
 Vice-President—Charles Shohl, Cincinnati, O.
 Treasurer—Solomon Fox, Cincinnati, O.
 Secretary—Levy Lipman, Cincinnati, O.
 The next biennial council of the Union of American congregations will be held in 1915.

NATIONAL SPIRITUALISTS' ASSOCIATION.

President—Dr. George B. Warne, Chicago.
 Vice-president—Joseph Whitwell, St. Paul, Minn.
 Secretary—George W. Kates, Washington, D. C.
 Treasurer—Cassius L. Stevens, Pittsburgh, Pa.
 Trustees—G. I. Evans, Washington, D. C.; Mrs. Elizabeth Harlow-Goez, Baltimore, Md.; Thomas Grimshaw, Long Beach, Cal.; Alonzo M. Griffin, Chicago; Dr. Otto Vierling, St. Louis, Mo.

RELIGIOUS EDUCATION ASSOCIATION.

Organized Feb. 12, 1903.

President—Dr. Charles F. Thwing, Cleveland, O.
 Recording Secretary—Charles M. Stuart, Evanston, Ill.

General Secretary—Henry Frederick Cope, Chicago, Ill.

Treasurer—Charles L. Hutchinson, Chicago, Ill.
 Executive Offices—332 South Michigan avenue, Chicago, Ill.

The purpose of the association is to promote the improvement and extension of moral and religious education through existing agencies in the churches, schools, etc., by serving as a center, a clearing house and a bureau of information and promotion. The association publishes a bimonthly magazine; maintains a permanent library and exhibit; superintends local guilds, holds general conventions and local conferences. It enrolls in its membership any persons interested in moral and religious education regardless of sectarian or theological lines.

AMERICAN BIBLE SOCIETY.

Bible House Astor place, New York, N. Y.
 President—James Wood.
 Corresponding Secretaries—Rev. John Fox, D. D., and Rev. William I. Haven, D. D., Bible House, New York, N. Y.

Recording Secretary—Rev. Henry Otis Dwight, LL. D., Bible House, New York, N. Y.

Treasurer—William Foulke, Bible House, New York, N. Y.

Agency Secretaries in the United States—Rev. S. H. Kirkbride, D. D., McCormick building, Chicago, Ill.; Rev. J. P. Wragg, D. D., 35 Gannon avenue, Atlanta, Ga.; Rev. M. B. Porter, 205 North 5th street, Richmond, Va.; Rev. G. E. Farnam, 214 Y. M. C. A. building, Denver, Col.;

Rev. A. Wesley Mell, Y. M. C. A. building, San Francisco, Cal.; Rev. J. J. Morgan, 1815 1/2 Main street, Dallas, Tex.; Rev. G. S. J. Browne, D. D., 524 Elm street, Cincinnati, O.; Rev. L. W. Eckard, D. D., 701 Walnut street, Philadelphia, Pa.; Rev. W. H. Tower, 330 Livingstone street, Brooklyn, N. Y.

AMERICAN SUNDAY SCHOOL UNION.

At headquarters, 1816 Chestnut street, Philadelphia, Pa.

President—Martin L. Finckel.
 Corresponding Secretary—(Vacancy.)
 Recording Secretary—William H. Hirst.
 Treasurer—John E. Stevenson.
 Secretary of Missions—Rev. George P. Williams, D. D.

FEDERAL COUNCIL OF THE CHURCHES OF THE CHRIST IN AMERICA.

Organized in December, 1908.

President—Shaller Mathews, Ph. D.
 Executive Secretary—Rev. Charles S. Macfarland, D. D.

Honorary Secretary—Rev. E. B. Sanford.
 Recording Secretary—Rivington D. Lord, D. D.
 Treasurer—Alfred R. Kimball.

Executive Committee—Rev. Frank Mason North, D. D., chairman; Frank Mason, D. D., vice-chairman; and delegates from thirty-three denominations which are represented in the Federal council through the official action of their highest national judicatories, assemblies and conferences.

National Offices—1611 Clarendon building, 215 4th avenue, New York, N. Y.

AMERICAN TRACT SOCIETY.

Organized 1825.

President—William Phillips Hall.
 General Secretary—Judson Swift, D. D.
 Treasurer—Louis Tag.
 Offices—150 Nassau street, New York, N. Y.

UNITED SOCIETY OF CHRISTIAN ENDEAVOR.

President—Rev. Francis E. Clark, D. D., LL. D.
 General Secretary—William Shaw, Tremont Temple, Boston, Mass.

Editorial Secretary—Prof. Amos R. Wells.
 Treasurer—Hiram N. Lathrop.
 Publication Manager—A. R. Shurtle.
 Manager Western Office—Walter R. Mee, 405, 19
 South LaSalle street, Chicago.

YOUNG MEN'S CHRISTIAN ASSOCIATION.

International Committee of Young Men's Christian
 Associations of North America—Alfred E. Marling,
 chairman; William Slocum, William D. Murray,
 vice-chairmen; B. H. Fancher, treasurer; Richard
 C. Morse, general secretary; John R. Mott, associate
 general secretary; general offices, 124 East
 28th street, New York, N. Y. The annual report
 made in 1913 shows: Associations, 2,421; members,
 597,857; value of real property, \$75,049,234;
 total net property, \$81,367,744; number of em-
 ployed officers, 3,853; students in educational
 classes, 73,388; 628 gymnasiums; 187,539 enrolled in
 gymnasium classes; 200 athletic fields; 234 rail-
 road associations with 87,397 members; 772 stu-
 dent associations with 69,296 members; boy mem-
 bership, 120,322.

YOUNG PEOPLE'S CHRISTIAN UNION OF THE UNIVERSALIST CHURCH.

President—Rev. Stanley Manning, Minneapolis,
 Minn.
 Secretary—Carl T. Elsner, 359 Boylston street, Bos-
 ton, Mass.
 Treasurer—James B. Knapp, 99 Fulton street, New
 York city.

THE SALVATION ARMY.

Organized in London July, 1865.
 Commander in Chief—Gen. Bramwell Booth.
 International Headquarters—London, England.
 American National Headquarters—120 West 14th
 street, New York, N. Y.
 Commander of United States Forces—Evangeline C.
 Booth.
 Western Territorial Headquarters—108, 114 North
 Dearborn street, Chicago, Ill.
 Western Territorial Commissioner—Thomas Estill.
 Posts in World—9,130.

THE VOLUNTEERS OF AMERICA.

Organized in March, 1896.
 Commanders—Gen. Ballington and Maud B. Booth.
 National Headquarters—34 West 28th street, New
 York, N. Y.

CENTENARIANS IN THE UNITED STATES.

According to the census of 1910 there were then
 in the United States 3,555 persons 100 years of age
 and over. Of these, 1,380 were men and 2,175 were
 women. Classified according to color they were:
 White men, 326; white women, 438; total, 764; ne-
 gro men, 1,004; negro women, 1,671; total, 2,675; in-
 dian men, 50; indian women, 66; total, 116. Classi-
 fied as to place of birth, 439 were native white and
 293 foreign-born white. The number of centenarians
 reported by the census of 1900 was 3,504. "It may
 be noted," says a census report in commenting on
 these figures, "that the proportion of centenarians,
 according to the census returns, was less in 1910
 than in 1900. In fact, the proportion has steadily
 decreased from census to census for over half a
 century. The number of centenarians reported in
 1910 was equal to 4 for each 100,000 of the total
 population, while the corresponding ratio in 1850
 was 11. It is improbable that any such decrease in
 longevity has actually occurred. By no means have
 all those who report themselves as 100 years old or
 more, in fact, reached that age, and the apparent
 reduction in the proportion of centenarians is prob-
 ably due to greater accuracy in the returns."

KING OTTO OF BAVARIA DEPOSED.

Otto, the insane king of Bavaria, was deposed
 from the throne Nov. 5, 1913, and Prince Regent
 Ludwig proclaimed himself king in accordance with
 a law passed by the diet. The new ruler took the
 title of Ludwig III. A proclamation was posted
 throughout the kingdom declaring incurable the in-
 sanity which had incapacitated Otto and announ-

Northwestern Headquarters—1201-1213 Washington
 boulevard, Chicago, Ill.
 Territorial Commander—Maj.-Gen. Edward Fielding.

BROTHERHOOD OF ANDREW AND PHILIP.

President—William M. Gordon, Philadelphia, Pa.
 Vice-Presidents—Dr. B. K. Willbur, Bryn Mawr,
 Pa., and Harvey C. Miller, Philadelphia, Pa.
 Recording Secretary—G. Percy Fox, 2524 Girard
 avenue, Philadelphia, Pa.
 General Secretary—The Rev. R. Howard Taylor,
 704 Hale building, Philadelphia, Pa.
 Treasurer—Roland M. Eavenson, 4052 Baring street,
 Philadelphia, Pa.

INTERNATIONAL ORDER OF THE KING'S DAUGHTERS AND SONS.

Headquarters—156 5th avenue, New York, N. Y.
 President—Miss Kate Bond, New York, N. Y.
 First Vice-President—(Vacancy).
 Second Vice-President—Miss Annie M. Brown, To-
 ronto, Ont.
 Third Vice-President—Miss Jennie C. Benedict,
 Louisville, Ky.
 General Secretary-Treasurer and Editor—Mrs. Mary
 Lowe Dickinson, 156 5th avenue, New York, N. Y.
 Corresponding Secretary—Miss Clara Morehouse, 156
 5th avenue, New York, N. Y.
 Recording Secretary—Mrs. A. H. Evans, 236 West
 86th street, New York, N. Y.

RELIGIONS OF THE WORLD.

According to the revised (1898) edition of Mul-
 hall's Dictionary of Statistics there are 476,100,000
 Christians in the world. The same authority places
 the number of Roman catholics in Europe, America
 and Australia at 223,090,000; protestants, 157,050,000,
 and Greeks, 88,660,000. It has been estimated that
 there are in the world 256,000,000 followers of Con-
 fucius, 190,000,000 Hindus, 176,800,000 Mohammedans,
 148,000,000 Buddhists, 118,000,000 polytheists, 43,000,000
 Taoists, 14,000,000 Shintoists and 12,000,000 Jews.
 Of the Christians more than 230,000,000 are catho-
 lics, 98,300,000 orthodox Greeks, 70,000,000 Lutherans,
 21,000,000 episcopallians, 17,000,000 methodists, 11-
 000,000 baptists, 9,000,000 presbyterians and 4,500,000
 congregationalists.

Deaths of centenarians reported from Nov. 1, 1912,
 to Nov. 1, 1913:

Belland, Mrs. M. A., 100, St. Paul, Minn., May 14.
 Dalton, Avery, 105, Elmwood, Ill., July 15.
 Dunne, John, 103, Burlington, Ia., Feb. 1.
 Fisher, Eleazer, 105, Sandwich, Ill., June 16.
 Haynes, Mrs. Lucy M., 100, in Girard, Ill., March 15.
 Halleman, Mrs. Cornelia, 100, Raleigh, N. C.,
 March 11.
 Kennedy, Mrs. Bridget, 103, Chicago, March 2.
 La Bore, Mrs. F., 104, Minneapolis, Minn., Jan. 26.
 Linn, W. T., 108, Ocoee, Ill., July 28.
 Lugo-Leon, Mrs. Piacentino, 105, Los Angeles, Cal.,
 Feb. 26.
 Neuin, Samuel, 108, Lebanon, Pa., Feb. 24.
 Magherman, Mrs. Elizabeth, 108, Bryan, O., June
 14.
 Metimof, Lucke, 120, Saginaw, Mich., Aug. 23.
 Moran, Mrs. Bridget, 101, in Chicago, Sept. 15.
 Page, Orsamus, 105, Joliet, Ill., Jan. 1.
 Rhenbottom, Mrs. Jane, 104, Chicago, Feb. 24.
 Sloan, Jerome, 100, Princeville, Ill., April 21.
 Shippio, Peter, 108, Washington, D. C., May 29.
 Trinkle, Mrs. Polly, 102, Bristol, Tenn., March 11.

ing that in consequence the regency was termi-
 nated and that Prince Ludwig had assumed the
 title and duties of king. Otto was born April 27,
 1848, and, though insane at the time, succeeded his
 brother, Ludwig II., who drowned himself June 13,
 1886. Otto was king for twenty-seven years with-
 out being aware of it.

FRATERNAL AND BENEVOLENT SOCIETIES.

GRAND LODGES A. F. & A. M.

NAMES AND ADDRESSES OF GRAND SECRETARIES
OCTOBER, 1913.

Alabama—George A. Beauchamp, Montgomery.
 Alberta—Dr. George Macdonald, Calgary.
 Arizona—George J. Roskrue, Tucson.
 Arkansas—Fay Hempstead, Little Rock.
 British Columbia—W. A. DeW. Smith, Westminster.
 California—John Whichee, San Francisco.
 Canada—Ralph L. Gunn, Hamilton, Ont.
 Colorado—Charles H. Jacobson, Denver.
 Connecticut—George A. Kies, Hartford.
 Cuba—Carlos G. Charles, Havana.
 Delaware—Virginius V. Harrison, Wilmington.
 District of Columbia—A. W. Johnston, Washington.
 England—Sir Edward Letchworth, London.
 Florida—W. P. Webster, Jacksonville.
 Georgia—W. A. Wollhin, Macon.
 Idaho—Theo. W. Randall, Boise.
 Illinois—Isaac Cutter, Camp Point.
 Indiana—Calvin W. Prather, Indianapolis.
 Iowa—Newton R. Parvin, Cedar Rapids.
 Ireland—H. E. Flavelle, Dublin.
 Kansas—Albert K. Wilson, Topeka.
 Kentucky—Dave Jackson, Louisville.
 Louisiana—Richard Lambert, New Orleans.
 Maine—Stephen Berry, Portland.
 Manitoba—James A. Ovas, Winnipeg.
 Maryland—George Cook, Baltimore.
 Massachusetts—Thomas W. Davis, Boston.
 Michigan—Lou B. Winsor, Reed City.
 Minnesota—John Fishel, St. Paul.
 Mississippi—Frederic Speed, Vicksburg.
 Missouri—John R. Parson, St. Louis.
 Montana—Cornelius Hedges, Jr., Helena.
 Nebraska—Francis E. White, Omaha.
 Netherlands—J. Bondewinje, The Hague.
 Nevada—E. D. Vanderlieth, Carson City.
 New Brunswick—J. Twining Hart, St. John.
 New Hampshire—Henry M. Cheney, Concord.
 New Jersey—Benjamin F. Wakefield, Trenton.
 New Mexico—Alpheus A. Keen, Albuquerque.
 New York—Edward M. L. Ehlers, New York.
 New Zealand—Malcolm Niccol, Dunedin.
 North Carolina—John C. Drewry, Raleigh.
 North Dakota—Walter L. Stockwell, Fargo.
 Nova Scotia—Thomas Mowbray, Halifax.
 Ohio—J. H. Bromwell, Cincinnati.
 Oklahoma—William M. Anderson, Tulsa.
 Oregon—James F. Robinson, Portland.
 Pennsylvania—John A. Perry, Philadelphia.
 Philippines—Amos G. Bellis, Manila.
 Prince Edward Island—W. P. Doull, Charlottetown.
 Quebec—Will H. Whyte, Montreal.
 Queensland—Charles H. Harley, Brisbane.
 Rhode Island—S. Pentose Williams, Providence.
 Saskatchewan—John M. Shaw, Regina.
 Scotland—David Reid, Edinburgh.
 South Australia—C. R. J. Glover, Adelaide.
 South Carolina—O. Frank Hart, Columbia.
 South Dakota—George A. Pettigrew, Sioux Falls.
 Tasmania—John Hamilton, Hobart.
 Tennessee—John B. Garrett, Nashville.
 Texas—John Watson, Waco.
 United Grand Lodge of Victoria—Charles J. Barrow, Melbourne.
 United Grand Lodge of New South Wales—Arthur H. Bray, Sydney.
 Utah—Charles B. Jack, Salt Lake City.
 Vermont—Henry H. Ross, Burlington.
 Virginia—Charles A. Nesbit, Richmond.
 Washington—Horace W. Tyler, Tacoma.
 Western Australia—J. D. Stevenson, Perth.
 West Virginia—John M. Collins, Charleston.
 Wisconsin—William W. Perry, Milwaukee.
 Wyoming—William M. Kuykendall, Saratoga.

ROYAL ARCH MASONS.

GENERAL GRAND CHAPTER.

General Grand High Priest—Bernard G. Witt, Henderson, Ky.
 General Deputy Grand High Priest—George E. Corson, Washington, D. C.
 General Grand King—Frederick W. Craig, Des Moines, Iowa.
 General Grand Scribe—William F. Kuhn, Kansas City, Mo.

General Grand Treasurer—John M. Carter, Baltimore, Md.
 General Grand Secretary—Charles A. Conover, Coldwater, Mich.
 Headquarters, Coldwater, Mich.
 Number of grand chapters, 43.

ROYAL AND SELECT MASTERS.

GENERAL GRAND COUNCIL 1912-15.
 General Grand Master—J. Albert Blake, Malden, Mass.
 General Grand Deputy Master—Edward W. Wellington, Ellsworth, Kas.
 General Grand Principal Conductor—George A. Newell, Medina, N. Y.
 General Grand Treasurer—Thomas E. Shears, Denver, Col.
 General Grand Recorder—Henry W. Mordhurst, Fort Wayne, Ind.
 General Grand Captain of Guard—William F. Cleveland, Harlan, Iowa.
 General Grand Conductor of Council—Fay Hempstead, Little Rock, Ark.
 General Grand Marshal—Joseph C. Greenfield, Atlanta, Ga.
 General Grand Steward—Bert S. Lee, Springfield, Mo.

KNIGHTS TEMPLAR.

OFFICERS OF THE GRAND ENCAMPMENT K. T. OF THE UNITED STATES.

Most Eminent Grand Master—Sir Knight Arthur MacArthur, Troy, N. Y.
 R. E. Deputy Grand Master—Sir Knight Lee S. Smith, Pittsburgh, Pa.
 V. E. Grand Generalissimo—Sir Knight Joseph Kyle Orr, Atlanta, Ga.
 V. E. Grand Captain General—Sir Knight J. W. Chamberlain, St. Paul, Minn.
 V. E. Grand Senior Warden—Sir Knight Leonidas P. Newby, Knights town, Ind.
 V. E. Grand Prelate—Sir Knight Rev. John M. Walden, Cincinnati, O.
 V. E. Grand Treasurer—Sir Knight Henry W. Lines, Meriden, Conn.
 V. E. Grand Recorder—Sir Knight F. H. Johnson, Louisville, Ky.

ANCIENT ACCEPTED SCOTTISH RITE MASONS.

NORTHERN MASONIC JURISDICTION.

Sovereign Grand Commander—Barton Smith, Toledo, O.
 Grand Lieutenant-Commander—Leon M. Abbott, Boston, Mass.
 Grand Secretary-General—James H. Coddling, New York, N. Y.
 Grand Minister of State—Amos Pettibone, Chicago, Ill.
 Grand Treasurer-General—Leroy Goddard, Chicago, Ill.

SOUTHERN MASONIC JURISDICTION.

M. P. Sovereign Grand Commander—James D. Richardson, Washington, D. C.
 Secretary-General—A. B. Chamberlain, Washington, D. C.

SUPREME COUNCIL, 32D DEGREE.

Sovereign Grand Commander—M. N. Bayliss, Washington, D. C.
 Lieutenant Grand Commander—Josiah H. Long, Boston, Mass.
 Grand Minister of State—Charles S. Webster, Worcester, Mass.
 Treasurer-General—Holden O. Hill, Providence, R. I.
 Grand Secretary-General—Marcus W. Morton, Providence, R. I.
 Grand Keeper of Archives—Walter Seymour, Newark, N. J.
 Grand Master General of Ceremonies—Leander G. Sherman, Providence, R. I.
 Grand Marshal-General—William E. Biscby, Haverhill, Mass.
 Grand Standard Bearer—John H. Messenger, Syracuse, N. Y.
 Grand Captain of the Guard—John W. Bean, Haverhill, Mass.
 Grand Seneschal—Thomas G. Waller, Lowell, Mass.

ANCIENT ARABIC ORDER NOBLES OF THE MYSTIC SHRINE.

First temple founded Sept. 26, 1872.

IMPERIAL COUNCIL, 1913-1914.

- Imperial Potentate—William W. Irwin, Wheeling, W. Va.
 Imperial Deputy Potentate—Frederick R. Smith, Rochester, N. Y.
 Imperial Chief Rabban—J. Putnam Stevens, Portland, Me.
 Imperial Assistant Rabban—Henry F. Niedringhaus, St. Louis, Mo.
 Imperial High Priest and Prophet—Charles E. Ovenshire, Minneapolis, Minn.
 Imperial Oriental Guide—Elias J. Jacoby, Indianapolis, Ind.
 Imperial Treasurer—W. S. Brown, Pittsburgh, Pa.
 Imperial Recorder—B. W. Rowell, 206 Masonic Temple, Boston, Mass.
 Imperial First Ceremonial Master—W. Freeland Kendrick, Philadelphia, Pa.
 Imperial Second Ceremonial Master—Ellis L. Garretson, Tacoma, Wash.
 Imperial Marshal—William J. Matthews, New York, N. Y.
 Imperial Captain of Guard—Ernest A. Cutts, Savannah, Ga.
 Imperial Outer Guard—James S. McCandless, Honolulu, H. I.

ORDER OF THE EASTERN STAR.

Organized Nov. 16, 1876.

- OFFICERS OF GENERAL GRAND CHAPTERS 1913-1916.
 Most Worthy Grand Matron—Mrs. Reta A. Mills, Duke Center, Pa.
 Most Worthy Grand Patron—George A. Pettigrew, Sioux Falls, S. D.
 Right Worthy Associate Grand Matron—Mrs. Emma Ocobeck, Hartford, Mich.
 Right Worthy Associate Grand Patron—George M. Hyland, Portland, Ore.
 Right Worthy Grand Secretary—Mrs. Lorraine J. Pitkin, Chicago, Ill.
 Right Worthy Grand Treasurer—Mrs. Harriette A. Ercanbrack, Anamosa, Iowa.

INDEPENDENT ORDER OF ODD FELLOWS.

SOVEREIGN GRAND LODGE.

- Grand Sire—C. A. Keller, San Antonio, Tex.
 Deputy Grand Sire—Robert T. Daniel, Griffin, Ga.
 Grand Secretary—John B. Goodwin, Baltimore, Md.
 Grand Treasurer—M. Richards Muckle, Philadelphia, Pa.
 Membership Dec. 31, 1912, 2,121,921.
 Total paid for relief 1830 to 1912, inclusive, \$148,469,984.87.

IMPROVED ORDER OF RED MEN.

Founded 1763-1834.

- GREAT CHIEFS OF THE GREAT COUNCIL OF THE UNITED STATES.
 Great Inchohnee—Carl Foster, Bridgeport, Conn.
 Great Senior Sagamore—Frederick O. Downes, Boston, Mass.
 Great Junior Sagamore—Thomas H. Jeffries, Atlanta, Ga.
 Great Prophet—George B. Griggs, Houston, Tex.
 Great Chief of Records—Wilson Brooks, 230 South LaSalle street, Chicago, Ill.
 Great Keeper of Wampum—William Provin, Westfield, Mass.
 Number of great councils, 65.
 Subordinate branches and councils, 5,291.
 Number of members, 497,946.
 Benefits disbursed in 1912, \$1,561,289.21.
 Benefits disbursed since organization, \$31,343,087.08.

KNIGHTS OF PYTHIAS.

SUPREME LODGE.

- Supreme Chancellor—Thomas J. Carling, Macon, Ga.
 Supreme Vice-Chancellor—S. Young, Ada, O.
 Supreme Prelate—Rev. Joseph H. Spearing, Columbia, Tenn.
 Supreme Keeper of Records and Seal—Fred E. Wheaton, Minneapolis, Minn.
 Supreme Master of Exchequer—Thomas D. Meares, Wilmington, N. C.

- Supreme Master at Arms—Frank A. Godsoe, St. John, N. B.
 Supreme Inner Guard—Douglas S. Wright, Vicksburg, Miss.
 Supreme Outer Guard—H. M. Wadsworth, Philadelphia, Pa.
 Major-General Military Department—Arthur J. Stobart, St. Paul, Minn.
 Membership, Jan. 1, 1913, 715,654.
 Expended for relief in 1912, \$1,686,697.41.

INDEPENDENT ORDER OF FORESTERS.

Founded 1874.

SUPREME OFFICERS.

- Supreme Chief Ranger—Elliott G. Stevenson, Toronto, Ont.
 Past Chief Ranger—Victor Morlu, B. A., N. P., Montreal, Que.
 Supreme Vice-Chief Ranger—J. D. Clark, Dayton, O.
 Supreme Secretary—Fred J. Darch.
 Supreme Treasurer—Robert Mathison, M. A., Temple building, Toronto, Ont.
 Supreme Physician—Thomas Millman, M. D., Toronto, Ont.
 Supreme Counselor—W. H. Hunter, B. A., Toronto, Ont.
 Total number of members, 243,053.
 Benefits disbursed since organization to Dec. 31, 1912, \$38,177,063.40.

MODERN WOODMEN OF AMERICA.

Founded in 1853.

HEAD OFFICERS 1911-1914.

- Head Consul—A. R. Talbot, Lincoln, Neb.
 Head Adviser—Dan B. Horne, Davenport, Iowa.
 Head Clerk—C. W. Hawes, Rock Island, Ill.
 Assistant Head Clerk—James McNamara, Rock Island, Ill.
 Head Banker—David S. Myers, Pontiac, Ill.
 General Attorneys—Benjamin D. Smith, Mankato, Minn.; Truman Plantz, Warsaw, Ill.
 Editor—F. O. Van Galder, Rock Island, Ill.
 Head Chaplain—Rev. Henry N. Dunning, Albany, N. Y.
 Head Escort—J. G. Dickson, Spokane, Wash.
 Head Watchman—J. L. Mayfield, Granada, Col.
 Head Sentry—Frank McCalip, Washington, D. C.
 Board of Directors—R. R. Smith, Brookfield, Mo.; E. E. Murphy, Leavenworth, Kas.; S. S. Tauer, Minier, Ill.; F. R. Korns, Des Moines, Iowa; A. N. Bort, Beloit, Wis., chairman. These with the head consul and head clerk constitute the executive council of seven.
 Supreme Medical Directors—Dr. E. L. Kerns, Rock Island, Ill.; Dr. F. A. Smith, Rock Island, Ill.; Dr. B. E. Jones, Rock Island, Ill.
 Board of Auditors—Fred W. Parrott, Clay Center, Kas.; L. W. Otto, Crawfordsville, Ind.; M. R. Carrier, Lansing, Mich.; George S. Summers, Cape Girardeau, Mo.; E. B. Thomas, Columbus, O.; Martin O'Brien, Crookston, Minn., chairman; George L. Bowman, Kingfisher, Okla.
 Membership Jan. 1, 1913, not including social, 962,966.
 Death claims paid to Jan. 1, 1913, \$118,095,249.11.
 Home Office—Rock Island, Ill.
 Next head camp convenes June, 1914.

ROYAL ARCANUM.

Organized June 23, 1877.

SUPREME COUNCIL.

- Supreme Regent—Frank B. Wickersham, Harrisburg, Pa.
 Supreme Vice-Regent—Samuel N. Hoag, Mount Vernon, N. Y.
 Supreme Orator—C. Arch. Williams, Chicago, Ill.
 Supreme Secretary—Alfred T. Turner, 607 Shawmut avenue, Boston, Mass.
 Supreme Treasurer—A. S. Robertson, St. Louis, Mo.
 Head office at 407 Shawmut avenue, Boston, Mass.
 Number of subordinate councils, 1,923; state jurisdictions, 30.
 Membership Oct. 1, 1913, 248,868.

NATIONAL UNION.

OFFICERS OF THE SENATE.

- President—Joseph A. Wright, Third National Bank building, St. Louis, Mo.

Vice-President—Frank E. Ferguson, Washington, D. C.
 Speaker—Harry S. Anderson, 405 13th street, Oakland, Cal.
 Secretary—E. A. Myers, P. O. box 563, Toledo, O.
 Treasurer—C. G. Bentley, Cleveland, O.
 General Counsel—George P. Kirby, Toledo, O.
 Medical Director—Dr. M. R. Brown, Chicago, Ill.
 Executive Committee—H. C. Smale, Joseph A. Wright, E. A. Myers, C. G. Bentley, Leo Cauman, M. G. Jeffris, F. E. Ferguson.
 Total membership, 65,000.

ANCIENT ORDER OF UNITED WORKMEN.

Founded 1868.

SUPREME LODGE OFFICERS 1911-13.

Supreme Master Workman—Will M. Narvis, Muscatine, Iowa.
 Supreme Foreman—Edward J. Moore, Fargo, N. D.
 Supreme Overseer—Edward E. Hohmann, Johnstown, Pa.
 Supreme Recorder—M. W. Sackett, Meadville, Pa.
 Supreme Receiver—E. F. Danforth, Skowhegan, Me.
 Supreme Guide—F. M. Crain, M. D., Redfield, S. D.
 Supreme Watchman—C. C. Rhodes, Pawtucket, R. I.
 Supreme Medical Examiner—G. A. Aschman, M. D., Wheeling, W. Va.
 Membership entire order, 400,000.

JUNIOR ORDER UNITED AMERICAN MECHANICS.

Founded 1853.

NATIONAL COUNCIL.

National Councilor—A. D. Wilkin, Pittsburgh, Pa.
 National Vice-Councilor—C. B. Webb, Statesville, N. C.
 Junior Past National Councilor—John J. Weitzel, Cincinnati, O.
 National Secretary—Martin M. Woods, box 874, Philadelphia, Pa.
 National Treasurer—Charles Reimer, 1832 West Saratoga street, Baltimore, Md.
 National Conductor—J. H. Hambrick, Louisville, Ky.
 National Inside Sentinel—W. O. Dauchy, Savannah, Ga.
 National Outside Sentinel—J. M. Riddle, Bellingham, Wash.
 National Chaplain—Rev. M. D. Lichliter, Harrisburg, Pa.
 Secretary-Manager Beneficiary Degree and Funeral Benefit Department—Stephen Collins, box 595, Pittsburgh, Pa.
 Meets at Cedar Point, O., third Tuesday in June, 1915.

WOMEN OF THE WORLD.

Organized June 6, 1890.

Sovereign Commander—Joseph C. Root, Omaha, Neb.
 Sovereign Adviser—W. A. Fraser, Dallas, Tex.
 Sovereign Clerk—John T. Yates, 211 W. O. W. building, Omaha, Neb.
 Sovereign Banker—Morris Sheppard, Texarkana, Tex.
 Sovereign Escort—H. F. Simrall, Jr., Columbus, Miss.
 Sovereign Watchman—B. W. Jewell, Omaha, Neb.
 Sovereign Sentry—De E. Bradshaw, Little Rock, Ark.
 Sovereign Physicians—Dr. A. D. Cloyd and Dr. Ira W. Porter, Omaha, Neb.
 Sovereign Managers—J. E. Fitzgerald, Kansas City, Mo.; Fairman; E. B. Lewis, Kinston, N. C.; E. D. Campbell, Port Huron, Mich.; N. B. Macey, Muskogee, Okla.; T. E. Patterson, Chattanooga, Tenn.; Rainey T. Wells, Murray, Ky.; William Ruess, Cleveland, O.
 Headquarters—Omaha, Neb.
 Membership Oct. 1, 1911, 864,689 (all jurisdictions and auxiliaries).
 Losses paid from organization to Oct. 1, 1911, \$68,423,370.61.
 Insurance in force, \$1,181,432,400.
 Emergency and surplus (total assets), \$22,254,019.99.

TRIBE OF BEN-HUR.

Founded March 1, 1894.

SUPREME OFFICERS.

Supreme Chief—R. H. Gerard, Crawfordsville, Ind.
 Supreme Scribe—John C. Snyder, Crawfordsville, Ind.
 Supreme Keeper of Tribute—S. E. Voris, Crawfordsville, Ind.
 Supreme Medical Examiner—J. F. Davidson, M. D., Crawfordsville, Ind.
 Membership Oct. 1, 1913, 110,560.
 Surplus, \$1,522,851.12.
 Home Office—Crawfordsville, Ind.

FRATERNAL UNION OF AMERICA.

OFFICERS OF SUPREME LODGE.

President—V. A. Young, Denver, Col.
 Vice-President—H. M. Waring, Denver, Col.
 Secretary—C. P. Gaylord, Denver, Col.
 Treasurer—Samuel S. Baty, Denver, Col.
 Physician—M. A. Hoover, Kearney, Neb.
 Protector—George A. Ostrom, Portland, Ore.
 Protection in force Oct. 1, 1913, \$45,803,850.
 Benefit members, 45,000.
 Total claims paid to Oct. 1, 1913, \$5,522,347.34.

KNIGHTS OF HONOR.

Organized June 30, 1873.

Supreme Dictator—Edwin C. Wood, New York, N. Y.
 Supreme Vice-Dictator—Steve R. Johnston, Atlanta, Ga.
 Supreme Assistant Dictator—R. W. Finley, Austin, Tex.
 Supreme Reporter and Treasurer—Frank B. Sliker, St. Louis, Mo.
 Supreme Chaplain—Rev. A. J. Hess, Columbus, Ky.
 Supreme Guide—John H. Lachmund, Jr., Westwood, N. J.
 Supreme Guardian—W. W. Bosworth, New Orleans, La.
 Supreme Sentinel—Frank E. Sullivan, Dorchester, Mass.
 Supreme Trustees—D. S. Biggs, Boston, Mass.; L. Schwartz, Mobile, Ala.; Charles Hauck, Cincinnati, O.
 Supreme Medical Examiner—Dr. H. C. Dalton, St. Louis, Mo.

INDEPENDENT ORDER FREE SONS OF ISRAEL.

Organized in 1849.

GENERAL OFFICERS.

Grand Master—M. S. Stern, New York, N. Y.
 First Deputy Grand Master—I. Baer, New York, N. Y.
 Second Deputy Grand Master—H. Jacobs, New York, N. Y.
 Third Deputy Grand Master—Adolph Pike, Chicago, Ill.
 Grand Secretary—Abraham Hafer, New York, N. Y.
 Grand Treasurer—L. Frankenthaler, New York, N. Y.

KNIGHTS AND LADIES OF HONOR.

Organized 1877.

SUPREME LODGE OFFICERS.

Supreme Protector—George D. Tait, Indianapolis, Ind.
 Supreme Secretary—Walter W. Connel, Indianapolis, Ind.
 Supreme Treasurer—W. G. Taylor, Indianapolis, Ind.
 Supreme Medical Examiner—Dr. J. D. Nichols, Indianapolis, Ind.
 Supreme Guide—W. S. Hickey, Jonesboro, Tenn.
 Supreme Sentinel—M. J. P. Lacy, Dallas, Tex.
 Headquarters of order in Indianapolis, Ind.
 Total membership Sept. 1, 1913, 70,000.
 Death claims paid since organization, \$35,000,000.

MYSTIC WORKERS OF THE WORLD.

Founded 1896.

Supreme Master—J. Ross Macey, Macomb, Ill.
 Supreme Secretary—John R. Walsh, Fulton, Ill.
 Supreme Banker—Al F. Schoch, Ottawa, Ill.
 General Attorney—Charles E. Stutz, Kewanee, Ill.
 Grand lodge, 1.
 Subordinate lodges, 1,018.
 Members Sept. 1, 1913, 73,898.
 Benefits disbursed since organization to Sept. 1, 1913, \$4,174,606.59.
 Benefits disbursed last fiscal year, \$554,945.33.

THE KNIGHTS OF THE MACCABEES OF THE WORLD.

Instituted 1878; reorganized 1883.

OFFICERS 1911-15.

Past Supreme Commander—D. D. Aitken, Flint, Mich.

Supreme Commander—D. P. Markey, Detroit, Mich.
Supreme Lieutenant-Commander—J. B. Sawtell, Waco, Tex.

Supreme Record Keeper—L. E. Sisler, Detroit, Mich.
Supreme Chaplain—J. A. Stackhouse, Memphis, Tenn.

Supreme Sergeant—J. A. Gordon, Chicago, Ill.
Supreme Master at Arms—J. W. Sherwood, Portland, Ore.

Supreme First Master of the Guards—J. S. Boots, New Brighton, Pa.

Supreme Second Master of the Guards—S. C. C. Ward, Augusta, Me.

Supreme Sentinel—E. L. Burns, Elkhart, Ind.
Supreme Picket—A. W. Frye, Wilmington, Del.
Membership Sept. 30, 1913, 283,231.

Benefits paid to Sept. 30, 1913, \$52,826,585.83.

THE ROYAL LEAGUE.

Incorporated Oct. 26, 1883.

OFFICERS FOR 1913-1914.

Supreme Archon—W. E. Hyde, Chicago, Ill.
Supreme Vice-Archon—Thomas V. Dally, Milwaukee, Wis.

Supreme Orator—H. P. Rountree, Chicago, Ill.
Supreme Scribe—C. E. Piper, 1601 Masonic Temple, Chicago, Ill.

Supreme Treasurer—J. W. Fernald, First National Bank, Chicago, Ill.

Supreme Prelate—Andrew McGarry, Chicago, Ill.
Supreme Guide—Harry M. Strawn, Cleveland, O.

Supreme Warden—Arthur J. Watling, East St. Louis, Ill.

Supreme Sentry—A. D. Marshall, Denver, Col.
Membership Dec. 31, 1912, 31,836.

FRATERNAL ORDER OF EAGLES.

OFFICERS OF THE GRAND AERIE.

Grand Worthy President—Thomas J. Cogan, Cincinnati, O.

Grand Worthy Vice-President—Conrad H. Mann, Kansas City, Mo.

Grand Worthy Chaplain—W. L. Grayson, Savannah, Ga.

Grand Secretary—John S. Parry, Kansas City, Mo.
Grand Treasurer—Frederick Hughes, Yonkers, N. Y.

Grand Worthy Conductor—Thomas P. Gleason, Minneapolis, Minn.

Grand Worthy Inside Guard—William J. Cronin, New Haven, Conn.

PATRIOTIC ORDER SONS OF AMERICA.

Organized Dec. 10, 1847.

NATIONAL CAMP OFFICERS.

President—Sam D. Symmes, Crawfordville, Ind.
Vice-President—J. Calvin Strayer, York, Pa.

Master of Forms—William J. Heapes, Baltimore, Md.

Secretary—Charles H. Stees, 1617 North Broad street, Philadelphia, Pa.

Treasurer—O. B. Wetherhold, Reading, Pa.
Assistant Secretary—L. F. Stees, 1617 North Broad street, Philadelphia, Pa.

Chaplain—Rev. C. H. Elder, Trenton, N. J.
Conductor—Samuel Roberts, Conshohocken, Pa.

Inspector—C. A. Gillespie, Pullman, Ill.
Guard—A. H. McInnes, Key West, Fla.

Medical Examiner in Chief—P. N. K. Schwenk, M. D., Philadelphia, Pa.

Place of meeting in 1915, Washington, D. C.
Membership, 240,900.

BENEVOLENT AND PROTECTIVE ORDER OF ELKS.

Grand Exalted Ruler—Edward Leach, New York, N. Y.

Grand Esteemed Leading Knight—P. H. Shields, Clarksburg, W. Va.

Grand Esteemed Loyal Knight—H. H. Jennings, Bridgeport, Conn.

Grand Esteemed Lecturing Knight—E. M. Dickerman, Tucson, Ariz.

Grand Secretary—Fred C. Robinson, Dubuque, Iowa.

Grand Treasurer—Charles A. White, Chicago, Ill.
Grand Tiler—John F. Burket, Findlay, O.
Grand Inner Guard—Edwin J. Kelley, Cheyenne, Wyo.

Membership 1913, 408,281.
Lodges 1913, 1,309.

INTERNATIONAL ORDER OF GOOD TEMPLARS

Organized in 1851.

NATIONAL GRAND LODGE (U. S.).

National Chief Templar—Ben D. Wright, Lockport, N. Y.

National Secretary—Willard O. Wylie, Beverly, Mass.

National Treasurer—W. I. Sterling, Waterville, Me.

Next session of national lodge in Philadelphia, Pa., in June, 1914; of supreme lodge, in Christiana, Norway, in 1914.

SUPREME LODGE.

International Chief Templar—Edward Wavrinsky, Stockholm, Sweden.

International Secretary—Tom Honeyman, Glasgow, Scotland.

Membership (world) over 600,000.

CATHOLIC ORDER OF FORESTERS.

High Chief Ranger—Thomas H. Cannon, Chicago, Ill.
Vice-Chief Ranger—Simeon Viger, Lawrence, Mass.

High Secretary—Thomas F. McDonald, Chicago, Ill.
Illig Treasurer—Gustav Keller, Appleton, Wis.

UNITED ORDER OF FORESTERS.

EXECUTIVE COUNCIL.

Supreme Ranger—R. C. Sherrard, suite 660, 17 North LaSalle street, Chicago.

Supreme Vice-Ranger—J. B. McGilligan, 1316 Lincoln street, Superior, Wis.

Supreme Secretary—George W. Blann, Hathaway building, Milwaukee, Wis.

Supreme Treasurer—William A. Stoltz, State Life building, Indianapolis, Ind.

Supreme Counselor—James Schoonmaker, Oppenheim building, St. Paul, Minn.

Supreme Physician—Dr. S. T. Richman, 5659 Wentworth avenue, Chicago.

KNIGHTS OF COLUMBUS.

Organized Feb. 2, 1832.

Supreme Knight—James A. Flaherty, drawer 96, New Haven, Conn.

Deputy Supreme Knight—Martin H. Carmody, Grand Rapids, Mich.

Supreme Secretary—William J. McGinley, drawer 96, New Haven, Conn.

Supreme Treasurer—D. J. Callahan, postoffice box 342, Washington, D. C.

Supreme Physician—E. W. Buckley, M. D., Young building, St. Paul, Minn.

Supreme Advocate—Joseph C. Pelletier, 18 Tremont street, Boston, Mass.

Supreme Chaplain—Rev. P. J. McGivney, Bridgeport, Conn.

Total membership as of Sept. 30, 1913, 303,365; insurance, 99,338; associate, 204,027.

Insurance in force, \$104,928,900.
Assets, \$4,912,685.74.

Death claims paid since beginning of organization, \$6,748,482.60.

ANCIENT ORDER OF HIBERNIANS.

GENERAL OFFICERS.

President—James J. Regan, St. Paul, Minn.
Vice-President—Joseph McLaughlin, Philadelphia, Pa.

Canadian Vice-President—Charles J. Fay, Perth, Ont.

Secretary—Philip Sullivan, Thompsonville, Conn.
Treasurer—Thomas Maloney, Council Bluffs, Iowa.

Chaplain—Rev. John P. Carroll, Helena, Mont.

ORDER SONS OF ST. GEORGE.

SUPREME LODGE.

Supreme President—C. C. Meurisse, Chicago, Ill.
Supreme Secretary—W. J. Trembath, Wilkesbarre, Pa.

Number of lodges, 288.
Membership 1913, 31,566.

Benefits disbursed since organization, \$3,478,839.59.

ORDER DAUGHTERS OF ST. GEORGE.

SUPREME LODGE.

Supreme President—Mrs. Sarah M. Garside, Chicago, Ill.	
Supreme Vice-President—Mrs. Hattie Fox, Naugatuck, Conn.	
Supreme Financial Secretary—Mrs. Matilda A. Day, Rochester, N. Y.	
Supreme Recording Secretary—Mrs. Harriet A. Boyd, Joliet, Ill.	
Supreme Treasurer—Mrs. Emma Baker, Cleveland, O. Lodges (1913), 208.	
Membership (1913), 7,318.	

NATIONAL FRATERNAL CONGRESS OF AMERICA.

President—W. H. Powers, Boston, Mass.	
Secretary—W. E. Futch, 1126 B. of L. E. building, Cleveland, O.	
Treasurer—J. F. Taake, Des Moines, Ia.	

Following is a list of the societies or organizations affiliated with the National Fraternal Congress of America, with name and address of secretary and membership of each:

American Insurance Union—Dr. Geo. W. Hoglan, Columbus, O.	28,000
Ancient Order of Gleaners—G. H. Slocum, Woodward avenue, Detroit, Mich.	68,000
Artisans' Order of Mutual Protection—Wm. Patton, 204 Parkway building, Philadelphia, Pa.	14,000
Ancient Order of United Workmen—M. W. Sackett, Meadville, Pa.	63,000
Brotherhood of American Yeomen—W. E. Davy, Des Moines, Ia.	165,000
Brotherhood of Locomotive Firemen and Engineers—A. H. Hawley, Peoria, Ill.	83,000
Brotherhood of Railroad Trainmen—A. E. King, American Trust building, Cleveland, O.	118,000
Catholic Knights and Ladies of America—Henry F. Hayes, 1312 Ashland block, Chicago, Ill.	9,000
Catholic Mutual Benefit Association—Joseph Cameron, Hornell, N. Y.	61,000
Catholic Knights of America—Anthony Matre, 606 Mercantile building, St. Louis, Mo.	19,000
Catholic Order of Foresters—Thos. F. McDonald, Stock Exchange building, Chicago, Ill.	148,000
Catholic Relief and Beneficiary Association—Miss Margaret H. Graney, 120 Genesee street, Auburn, N. Y.	12,000
Catholic Women's Benevolent Legion—Mrs. Sara E. Skelly, 153 E. 44th street, New York, N. Y.	17,000
Court of Honor—W. E. Robinson, Springfield, Ill.	69,000
Degree of Honor—Mrs. Elizabeth E. Allburn, Sioux City, Ia.	42,000
Degree of Honor, A. O. U. W. Grand Lodge of Kansas—Mrs. Georgla Notestine, Winfield, Kas.	7,000
Eastern Star Benevolent Fund of America—Miss M. E. Crowe, 39 Elizabeth street W., Detroit, Mich.	2,000
Equitable Fraternal Union—Merritt L. Campbell, Neenah, Wis.	81,000
Fraternal Aid Association—L. D. Roberts, Lawrence, Kas.	48,000
Fraternal Bankers Reserve Society—R. D. Taylor, Cedar Rapids, Ia.	7,000
Fraternal Brotherhood—Chas. W. Dempster, 845 S. Figueroa street, Los Angeles, Cal.	44,000
Fraternal Mystic Circle—J. D. Myers, 1913 Arch street, Philadelphia, Pa.	19,000
Fraternal Reserve Association—C. M. Robinson, Oshkosh, Wis.	11,000
Fraternal Reserve Life Association—C. N. Carson, Jefferson building, Peoria, Ill.	6,000
Fraternal Union of America—C. P. Gaylord, 1430 Champa street, Denver, Col.	43,000
German Beneficial Union—Joseph Klaus, 1505 Carson street, Pittsburgh, Pa.	19,000
The Grand Fraternity—W. E. Gregg, 1414 Arch street, Philadelphia, Pa.	11,000

Home Guards of America—J. W. Evans, Van Wert, O.	15,000
Improved Order of Heptasophs—F. E. Pleitner, Cathedral and Preston streets, Baltimore, Md.	72,000
Independent Order of Foresters—Robert Mathison, Temple building, Toronto, Ont.	243,000
International Liberty Union—C. B. Critchlow, Covington, Ky.	12,000
Knights and Ladies of Security—J. V. Abrahams, Topeka, Kas.	123,000
Knights of Columbus—Wm. J. McGinley, drawer 96, New Haven, Conn.	93,000
Knights of Honor—Frank B. Sliger, Odd Fellows temple, St. Louis, Mo.	17,000
Knights of Pythias (Ins. Dept.)—W. O. Powers, Indiana Pythian building, Indianapolis, Ind.	71,000
Knights of the Maccabees of the World—Dr. L. E. Sisler, 1021 Woodward avenue, Detroit, Mich.	271,000
Ladies' Catholic Benevolent Association—Mrs. J. A. Royer, 443 West 11th street, Erie, Pa.	132,000
Ladies of the Maccabees of the World—Miss Frances D. Partridge, Port Huron, Mich.	147,000
Ladies of the Modern Maccabees—Emma E. Bower, Port Huron, Mich.	39,000
Locomotive Engineers M. L. & A. I. A.—W. E. Futch, Cleveland, O.	67,000
Loyal Americans of the Republic—H. D. Cowan, 1194-5 Karpen building, Chicago, Ill.	17,000
Loyal Association—Frank S. Petter, 76 Montgomery street, Jersey City, N. J.	7,000
Loyal Guard—F. H. Rankin, Flint, Mich.	4,000
Loyal Mystic Legion of America—G. O. Churchill, Hastings, Neb.	5,000
Masonic Mutual Life Association—Wm. Montgomery, New Masonic Temple, Washington, D. C.	5,000
Modern American Fraternal Order—George M. Lecrone, Effingham, Ill.	1,000
Modern Brotherhood of America—E. L. Balz, Mason City, Ia.	101,000
Modern Order of Prætorians—Geo. G. Taylor, Dallas, Tex.	17,000
Modern Woodmen of America—Chas. W. Hawes, Rock Island, Ill.	963,000
Mutual Protective League—H. W. Shafer, Decatur, Ill.	26,000
Mystic Tollers—J. F. Taake, 4th and Locust streets, Des Moines, Ia.	5,000
Mystic Workers of the World—John R. Walsh, Fulton, Ill.	73,000
National Americans—W. H. Luthy, 1020 McGee street, Kansas City, Mo.	13,000
National Creation Society of the U. S. A.—Jos. Mahrouch, 1012 Peralta street N. S., Pittsburgh, Pa.	17,000
National Protective Legion—H. C. Lockwood, Waverly, N. Y.	28,000
National Union—E. A. Myers, National Union building, Toledo, O.	63,000
New England Order of Protection—D. M. Frye, 18 Tremont street, Boston, Mass.	54,000
North American Union—G. Langhenry, Railway Exchange building, Chicago, Ill.	16,000
North Star Benefit Association—G. L. Peterson, Moline, Ill.	6,000
Order of Aztecs—V. L. Helm, Fort Worth, Tex.	5,000
Order of Columbian Knights—Edwin D. Pelfer, 705 Masonic Temple, Chicago, Ill.	12,000
Order of Mutual Protection—G. Del Vecchio, 1523 Masonic Temple, Chicago, Ill.	6,000
Order of the Golden Seal—Arthur F. Bouton, Roxbury, N. Y.	15,000
Order of the Iroquois—W. A. Rice, 644-46 Ellicott square, Buffalo, N. Y.	2,000
Polish National Alliance of the U. S. A.—John K. Zawalski, 1406 W. Division street, Chicago, Ill.	86,000
Protected Home Circle—W. S. Palmer, Sharon, Pa.	86,000
Royal Arcanum—Alfred T. Turner, box E. station A, Boston, Mass.	250,000

Royal League—Chas. E. Piper, 1601 Masonic Temple, Chicago, Ill.....	32,000	United Order of Foresters—G. W. Blann, Hathaway building., Milwaukee, Wis.....	14,000
Royal Neighbors of America—Mada M. Burkhardt, Rock Island, Ill.....	233,000	United Order of the Golden Cross—W. R. Cooper, Empire building, Knoxville, Tenn.	17,000
Societe des Artisans Canadiens-Francais—Henri Roy, 20 St. Denis street, Montreal, P. Q.....	40,000	United Order of the Pilgrim Fathers—Nathan Crary, 292 Essex street, Lawrence, Mass.....	15,000
Sons and Daughters of Justice—W. W. Walker, Minneapolis, Kas.....	14,000	Vesta Circle—Frank H. Knapp, 1619 Masonic Temple, Chicago, Ill.....	5,000
Sons of Norway—L. Stavnheim, 310 N. Y. Life building, Minneapolis, Minn.....	10,000	Western Catholic Union—G. A. Hildenbrand, Quincy, Ill.....	10,000
Supreme Tribe of Ben-Hur—John C. Snyder, Crawfordsville, Ind.....	119,000	Women of Woodcraft—J. L. Wright, Portland, Ore.....	47,000
Union Fraternal League—Jas. F. Reynolds, 185 Summer street, Boston, Mass.....	3,000	Woodmen Circle—Miss Dora Alexander, W. O. W. building, Omaha, Neb.....	115,000
United American Mechanics, Junior Order, Benevolent Degree—Stephen Collins, 741 Wabash building, Pittsburgh, Pa.....	5,000	Woodmen of the World, Sovereign Camp—John T. Yates, Omaha, Neb.....	642,000
		Total membership.....	5,675,000

GENERAL NATIONAL AND INTERNATIONAL ASSOCIATIONS.

- American Academy of Arts and Letters—President, William Dean Howells; chancellor, William Milligan Sloane; permanent secretary, Robert Underwood Johnson, 327 Lexington avenue, New York, N. Y.
- American Bankers' Association—President, Arthur Reynolds, Des Moines, Ia.; secretary, F. E. Farnsworth, New York, N. Y.
- American Civic Association—President, J. Horace McFarland, Harrisburg, Pa.; treasurer, William B. Howland, New York, N. Y.; secretary, Richard B. Watrous, 913-914 Union Trust building, Washington, D. C.
- American Federation of Arts—1741 New York avenue, Washington, D. C.; president, Robert W. de Forest; secretary, Leila Mechlin; treasurer, N. H. Carpenter.
- American Humane Association—President, Dr. William O. Stillman, Albany, N. Y.; secretary, J. Walker, Albany, N. Y.
- American National Red Cross Society—President, Woodrow Wilson, Washington, D. C.; secretary, Charles L. Magee; national director, Ernest P. Bicknell, Washington, D. C.
- American Press Humorists—President, George Fitch, Peoria, Ill.; secretary-treasurer, T. Robinson, Detroit, Mich.
- Drama League of America—President, Mrs. A. Starr Best, Evanston, Ill.
- General Federation of Women's Clubs—President, Mrs. Percy V. Pennybacker, Texas; recording secretary, Mrs. Harry L. Keefe, Nebraska; corresponding secretary, Mrs. Eugene Kelley, North Carolina.
- Indian Rights Association—General secretary, M. K. Sniffen; corresponding secretary, Herbert Welsh, 995 Drexel building, Philadelphia, Pa.
- National Council of Women—President, Mrs. Kate Waller Barrett, Alexandria, Va.; corresponding secretary, Mrs. Flo Jamison Miller, Wilmington, Ill.
- International Peace Forum—President, Dr. John Wesley Hill; financial secretary, Dr. Harry E. Robbins; central office, 185 Madison avenue, New York, N. Y. Object, industrial and international peace.
- International Reform Bureau—206 Pennsylvania avenue, S. E., Washington, D. C.; superintendent and treasurer, Dr. Wilbur F. Crafts; devoted to suppression of intemperance, impurity, sabbath breaking, gambling and kindred evils.
- International Prison Commission—Secretary, Dr. C. B. Henderson, University of Chicago, Chicago, Ill.
- International Union of Criminal Law—Secretary of American group, Edwin R. Keedy, Northwestern law school, Chicago, Ill.
- Investment Bankers' Association—President, George B. Caldwell, Chicago, Ill.; secretary, Frederick R. Fenton, Chicago, Ill.
- Lake Mohonk Conference—Secretary, H. C. Phillips, Mohonk Lake, N. Y.
- National Academy of Design—President, John W. Alexander, New York, N. Y.
- National Business League—President, Philetus W. Gates, Chicago, Ill.
- National Children's Home Society—President, Washington Gardner, Albion, Mich.; secretary, James L. Clark, Hearst building, Chicago, Ill.
- National Civic Federation, The—President, Seth Low, 33d floor Metropolitan Tower, New York, N. Y.; chairman executive council, Ralph M. Easley, New York, N. Y.
- National Commercial Teachers' Federation—President, F. M. Van Antwerp, Louisville, Ky.; secretary, Walter F. Ingersoll, Spokane, Wash.
- National Conference of Charities and Correction—President, Graham Taylor, Chicago, Ill.; secretary, William T. Ross, Columbus, Mo.
- National Conservation Congress—President, Charles Latbrop Pack, Cleveland, O.; executive secretary, Thomas R. Shlpp, Indianapolis, Ind.
- National Board of Trade—President, William S. Hurvey, Philadelphia, Pa.; secretary, John G. Dudley, Philadelphia, Pa.
- National Child Labor Committee—Chairman, Felix Adler; general secretary, Owen R. Lovejoy, 105 East 22d street, New York, N. Y.
- National League for Medical Freedom—President, B. O. Flower, Boston, Mass.; secretary, Joseph C. Mason, 332 South Michigan avenue, Chicago, Ill.
- National League for the Protection of the Family—President, Seth Low, New York, N. Y.; corresponding secretary, Rev. Samuel W. Dike, Auburndale, Mass.
- National Congress of Mothers and Parent-Teacher Associations—President, Mrs. Frederick Schoff, Philadelphia, Pa.; corresponding secretary, Mrs. Arthur A. Birney, 806 Loan and Trust building, Washington, D. C.
- National German-American Alliance—President, Dr. C. J. Hexamer, Philadelphia, Pa.; secretary, Adolph Timm, Philadelphia, Pa.
- National Guard Association of the United States—President, Gen. Thomas J. Stewart, Pennsylvania; secretary, Gen. Guy E. Logan, Iowa.
- National Municipal League—President, William Dudley Foulke, Richmond, Ind.; secretary, Clinton Rogers Woodruff, Philadelphia, Pa. Purpose: To promote good municipal government.
- American Prison Association—President, Rev. Samuel G. Smith, St. Paul, Minn.; secretary, Joseph P. Byers, State house, Trenton, N. J.
- National Soil Fertility League—President, Howard H. Gross, Chicago, Ill.; office, 1323 First National Bank building, Chicago, Ill.
- National Woman's Suffrage Association—President, Anna Howard Shaw, Moylan, Pa.; first vice-president, Jane Addams, Chicago, Ill.; corresponding secretary, Mrs. Mary W. Dennett, New York.
- National Woman's Christian Temperance Union—President, Mrs. Lillian M. N. Stevens, Portland, Me.; corresponding secretary, Mrs. Frances P. Parks, Evanston, Ill.
- Playground and Recreation Association of America—President, Joseph Lee, Boston, Mass.; secretary, H. S. Brancher, New York, N. Y.
- Representative Government League—President, John E. Eastmond; secretary, W. Ward Damon, room 904, 154 Nassau street, New York, N. Y.

LEARNED SOCIETIES OF AMERICA.

- American Academy of Medicine—President, John L. Jefferson, M. D., Syracuse, N. Y.; secretary, Charles McIntire, M. D., 52 North 4th street, Easton, Pa.
- American Academy of Political and Social Science—President, L. S. Rowe, University of Pennsylvania; secretary, J. P. Lichtenberger, University of Pennsylvania, Philadelphia, Pa.
- American Asiatic Association—President, Willard Straight; secretary, John Ford, P. O. box 1500, New York, N. Y.
- American Association for the Advancement of Science—President, Prof. E. B. Wilson, Columbia university, New York, N. Y.; general secretary, H. W. Springston, Western Reserve university, Cleveland, O.; permanent secretary, L. O. Howard, Smithsonian institution, Washington, D. C.
- American Association of Official Surgeons—Presidents, Dr. E. H. Pratt, A. M., M. D., LL. D., Chicago, Ill., and Dr. B. E. Dawson, A. M., M. D., Kansas City, Mo.; secretary, Dr. W. A. Guild, M. S., M. D., Utica building, Des Moines, Iowa.
- American Bar Association—President, William H. Taft, New Haven, Conn.; secretary, George White-lock, Baltimore, Md.; assistant secretary, W. Thomas Kemp, Baltimore, Md.; treasurer, Fred E. Wadhams, Albany, N. Y.
- American Chemical Society—President, A. D. Little, Boston, Mass.; secretary, Charles L. Parsons, P. O. box 565, Washington, D. C.
- American Climatological Association (founded 1884)—President, Dr. James M. Anders, Philadelphia, Pa.; secretary, Dr. Guy Hinsdale, Hot Springs, Va.
- American Dermatological Association—President, James M. Winfield, 47 Halsey street, Brooklyn, N. Y.; secretary, Oliver S. Ormsby, 32 North State street, Chicago, Ill.
- American Dialect Society—President, Prof. W. E. Mead, Wesleyan university, Middletown, Conn.; secretary, Dr. Percy W. Long, L. 19, Harvard university, Cambridge, Mass.
- American Economic Association—President, Prof. David Kinley, University of Illinois, Champaign, Ill.; secretary, Thomas Nixon Carver, Harvard university, Cambridge, Mass.
- American Electro-Therapeutic Association—President, Dr. George E. Fahler, 1321 Spruce street, Philadelphia, Pa.; secretary, Dr. J. Willard Travel, 27 East 11th street, New York, N. Y.
- American Folk Lore Society—President, John A. Lomax; secretary, Dr. Charles Peabody, Cambridge, Mass.
- American Forestry Association—President, Henry S. Drinker, South Bethlehem, Pa.; executive secretary, Percival S. Ridsdale, 1410 H street, N. W., Washington, D. C.
- American Geographical Society—President, Archer M. Huntington; corresponding secretary, Archibald D. Russell, Broadway and 156th street, New York, N. Y.; librarian, David Randall-McIvor, M. A., D. Sc.; editor Bulletin, Cyrus C. Adams.
- American Historical Association—President, Andrew C. McLaughlin, University of Chicago, Chicago, Ill.; secretary, Waldo G. Leland, Carnegie institution, Washington, D. C.
- American Institute of Architects—President, Walter Cook, New York, N. Y.; secretary, Glenn Brown, the Octagon, Washington, D. C.
- American Institute of Criminal Law and Criminology—President, Judge Quincy A. Myers, Indianapolis, Ind.; secretary, Henry W. Ballentine, Law school, University of Wisconsin, Madison, Wis.
- American Institute of Electrical Engineers—President, C. O. Mailloux, New York, N. Y.; secretary, F. L. Hutchinson, 33 West 39th street, New York, N. Y.; membership, 7,481 (Oct. 1, 1913).
- American Institute of Mining Engineers—Secretary, Bradley Stoughton, 29 West 39th street, New York, N. Y.
- American Institute of Homeopathy—Secretary, Dr. J. Richey Horner, 659 Rose building, Cleveland, O.
- American Library Association—President, Edwin H. Anderson, Public Library, New York, N. Y.; secretary and executive officer, George B. Utley, 78 East Washington street, Chicago, Ill.
- American Mathematical Society—President, E. B. Van Vleck, University of Wisconsin, Madison, Wis.; secretary, F. N. Cole, Columbia university, New York, N. Y.; Chicago section, secretary, H. E. Slaughter, University of Chicago; San Francisco section, secretary, W. A. Manning, Stanford university, Palo Alto, Cal.; southwestern section, secretary, O. D. Kellogg, University of Missouri, Columbia, Mo.
- American Medical Association—President, Dr. Victor C. Vaughn, Ann Arbor, Mich.; general secretary, Alexander R. Craig, 535 North Dearborn street, Chicago, Ill.; editor and general manager, George H. Simmons, 535 North Dearborn street, Chicago, Ill.
- American Medico-Psychological Association—President, Carlos F. MacDonald, M. D., New York, N. Y.; secretary-treasurer, Charles G. Wagner, M. D.; Binghamton, N. Y.
- American Microscopical Society—President, Dr. F. Creighton Wellman, School of Tropical Medicine, Tulane university, New Orleans, La.; secretary, Prof. T. W. Galloway, Millikin university, Decatur, Ill.
- American Nature Study Society—President, Anna Rotsford Comstock, Ithaca, N. Y.; secretary-treasurer, Elliot R. Downing, University of Chicago, the School of Education, Chicago, Ill.
- American Numismatic Society, The—Governors, Edward D. Adams, Henry R. Drowne, William H. Osgood Field, Archer M. Huntington and Daniel Parish, Jr.; secretary, Bauman Lowe Beiden, Audubon Park, 156th street, west of Broadway, New York, N. Y.
- American Ophthalmological Society—President, Dr. Robert Sattler, Cincinnati, O.; secretary, Dr. W. M. Sweet, Philadelphia, Pa.
- American Oriental Society—President, Prof. Paul Haupt, Johns Hopkins university, Baltimore, Md.; corresponding secretary, Prof. A. V. W. Jackson, Columbia university, New York, N. Y.
- American Orthopedic Association—President, Gwilym G. Davis, M. D., 1514 Spruce street, Philadelphia, Pa.; secretary, Ralph R. Fitch, M. D., 365 East avenue, Rochester, N. Y.
- American Osteopathic Association—President, Dr. Percy H. Woodall, Birmingham, Ala.; secretary, H. L. Childs, Orange, N. J.
- American Pediatric Society—President, Samuel McHamilton, M. D., Philadelphia, Pa.; secretary, Samuel S. Adams, M. D., 1 Dupont circle, Washington, D. C.
- American Philological Association—President, Prof. Harold N. Fowler, Western Reserve university, Cleveland, O.; secretary, Prof. Frank Gardner Moore, Columbia university, New York, N. Y.
- American Philosophical Society—President, William W. Keen; secretaries, I. Minis Hays, Arthur W. Goodspeed, Amos P. Brown, Harry F. Keller, 104 South 5th street, Philadelphia, Pa.
- American Physical Society—President, Prof. B. O. Pierce, Cambridge, Mass.; secretary, Prof. A. D. Cole, Columbus, O.
- American Political Science Association—President, W. W. Willoughby, Baltimore, Md.; secretary and treasurer, W. F. Dodd, University of Illinois, Urbana, Ill.
- American Public Health Association—President, Dr. W. C. Woodward, Washington, D. C.; secretary, Prof. Selskar M. Gunn, 755 Boylston street, Boston, Mass.
- American Social Science Association—President, John Huston Finley, superintendent public instruction, state of New York; general secretary, Robert S. Binkerd, 55 West 4th street, New York, N. Y.
- American Society of Biological Chemists—President, A. B. Macallum, University of Toronto, Toronto, Ont.; secretary, Philip A. Shaffer, Washington university, Medical school, 1806 Locust street, St. Louis, Mo.
- American Society of Civil Engineers—President, George F. Swalm; secretary, Charles Warren Hunt, 220 West 57th street, New York, N. Y.

American Society of Mechanical Engineers—President, W. F. M. Goss; secretary, Calvin W. Rice, 29 West 39th street, New York, N. Y.

American Society of Naturalists—President, Prof. Ross G. Harrison, Yale university, New Haven, Conn.; secretary, Prof. B. M. Davis, University of Pennsylvania, Philadelphia, Pa.

American Sociological Society—President, Albion W. Small, University of Chicago; secretary, Scott E. W. Bedford, University of Chicago, Chicago, Ill.

American Statistical Association—Secretary, Carroll W. Dotten, 491 Boylston street, Boston, Mass.

American Surgical Association—President, William J. Mayo, Rochester, Minn.; secretary, Robert G. LeConte, 1530 Locust street, Philadelphia, Pa.

Archaeological Institute of America (incorporated by act of congress)—President, Prof. F. W. Shipley, Ph. D., University of Michigan, Ann Arbor; general secretary, Prof. Mitchell Carroll, the Octagon, Washington, D. C.

American Association for the Study and Prevention of Infant Mortality—President, Dr. J. Whitridge Williams, Baltimore, Md.; secretary, Dr. Philip Van Inges, New York, N. Y.

American Association of Anatomists—President, Dr. Ross G. Harrison, Yale university, New Haven, Conn.; secretary-treasurer, Dr. G. Carl Huber, University of Michigan, Ann Arbor.

Association of American Physicians—President, Simon Flexner, New York, N. Y.; secretary, George M. Kober, 1819 Q street, Washington, D. C.

Astronomical and Astrophysical Society of America—President, Prof. E. C. Pickering, Cambridge, Mass.; secretary, Prof. Philip Fox, Northwestern university, Evanston, Ill.

Botanical Society of America—President, Prof. D. H. Campbell, Leland Stanford, Jr., university, Stanford, Cal.; secretary, Prof. George T. Moore, Missouri Botanical gardens, St. Louis, Mo.

Geological Society of America, The—President, George F. Becker, Washington, D. C.; secretary, Edmund Otis Hovey, American Museum of Natural History, New York, N. Y.

Mississippi Valley Medical Association—President, Dr. D'Orsay Hecht, Chicago, Ill.; secretary, Dr. Henry E. Tuley, Louisville, Ky.

National Academy of Sciences—President, Ira Remsen, Baltimore, Md.; home secretary, Arthur L. Day, Washington, D. C.; foreign secretary, George E. Hale, Pasadena, Cal.; membership, 118.

National Association for the Study and Prevention of Tuberculosis—Executive office, 105 East 22d street, New York, N. Y.; executive secretary, Dr. Livingston Farrand, New York, N. Y.; secretary, Dr. Henry Barton Jacobs, 11 Mount Vernon place, Baltimore, Md.

National Education Association—President, Joseph Swain, Swarthmore college, Swarthmore, Pa.; permanent secretary, Durand W. Springer, Detroit, Mich.

National Eclectic Medical Association—President, Dr. W. S. Glenn, State college, Pa.; corresponding secretary, Dr. William N. Mundy, Forest, O.

National Geographic Society—President, Henry Gannett, Washington, D. C.; secretary, O. P. Austin, Washington, D. C.; director and editor, Gilbert H. Grosvenor, Washington, D. C.; office, Hubbard Memorial hall, 16th and M streets, Washington, D. C.

Society of Homeopaths—Honorary president, Dr. James T. Kent, Chicago; president, Dr. A. Eugene Austin, New York, N. Y.; secretary, Dr. Lee Norman, Louisville, Ky.

Society of Naval Architects and Marine Engineers—President, Col. Robert M. Thompson; secretary, Daniel H. Cox, 29 West 39th street, New York.

Western Economic Society—President, Shailer Mathews, Chicago, Ill.; secretary, Leon C. Marshall, University of Chicago, Chicago, Ill.

MEMBERS OF THE FRENCH ACADEMY.

Name.	Elected.	Name.	Elected.	Name.	Elected.
Ollivier, Emile, b. 1825.....	1870	Rostand, Edmond, b. 1868.....	1901	Poincare, Raymond, b. 1859.....	1909
Mezieres, Alfred, b. 1826.....	1874	Vogue, Charles de, b. 1829.....	1901	Duchesne, Mgr., b. 1848.....	1910
Haussonville, Comte de, b. 1843.....	1888	Bazin, Rene, b. 1853.....	1903	Regnier, Henri de, b. 1864.....	1911
Claretie, Jules, b. 1840.....	1888	Masson, Frederick, b. 1847.....	1903	Roujon Roujon.....	1911
Freyinet, Charles de, b. 1828.....	1890	Lamy, Etienne, b. 1845.....	1905	Cochin, Denys, b. 1851.....	1911
Loti-Viaud, Pierre, b. 1850.....	1891	Barres, Maurice, b. 1862.....	1906	Lyantey, Louis.....	1912
Lavisse, Ernest, b. 1842.....	1892	Ribot, Alexandre, b. 1842.....	1905	Boutroux, Emile.....	1912
Bourget, Paul, b. 1852.....	1894	Donnay, Maurice, b. 1866.....	1907		
Lemaître, Jules, b. 1853.....	1895	Segur, Marquis Anatole de, b. 1825.....	1907		
France, Anatole, b. 1844.....	1896	Charmes, Francis, b. 1848.....	1908		
Mun, Albert, Comte de, b. 1841.....	1897	Richepin, Jean, b. 1849.....	1908		
Hanotaux, Gabriel, b. 1853.....	1897	Doumic, Rene, b. 1860.....	1909		
Lavedan, Henri, b. 1859.....	1898	Prevost, Marcel, b. 1862.....	1909		
Deschanel, Paul, b. 1856.....	1899	Aicard, Jean, b. 1848.....	1909		
Hervieu, Paul, b. 1857.....	1899	Brieux, Eugene, b. 1858.....	1909		
Fagnat, Emile, b. 1841.....	1890				

The Academie Francaise, or French academy, was instituted in 1635. It is a part of the Institute of France and its particular function is to conserve the French language, foster literature and encourage genius.

PANAMA-PACIFIC EXPOSITION IN SAN FRANCISCO, CAL.

The opening of the Panama canal and the 400th anniversary of the discovery of the Pacific ocean will be celebrated by an international exposition in San Francisco, Cal., in 1915. Steps with that end in view were taken in 1910, when a guaranty fund of \$17,500,000 was raised. Of this amount \$5,000,000 is provided by a special tax levied by the legislature upon all the property in California, an additional \$5,000,000 through the issuance of bonds by the city of San Francisco and the balance of \$7,500,000 by popular subscriptions. No government aid was asked.

Charles G. Moore is president of the exposition company, and Rudolph J. Taussig secretary. The executive work is in the hands of the directors of the four divisions of works, concessions and admissions, exhibits and exploitation. The site is a natural amphitheater within the residential section of San Francisco, covering 635 acres, fronting on San Francisco bay overlooking the Golden Gate. There will be fourteen main exhibit palaces, costing about \$8,000,000. The entire expenditure prior to opening is estimated at \$50,000,000. The exposition opens Feb. 20, 1915, and closes Dec. 4.

PANAMA-CALIFORNIA EXPOSITION IN SAN DIEGO, CAL.

To celebrate the opening of the Panama canal and to show the world what the canal will mean to commerce and the advancement of the west, San Diego, Cal., will hold an exposition during the entire year 1915, opening Jan. 1 and closing Dec. 31. The buildings, which are all to be of the Spanish-Colonial style of architecture, are being constructed on a site of 615 acres in Balboa park. Of this area 100 acres are devoted to the general exhibit and the main buildings, of which there are fifteen; 100 acres to the state and foreign section; 100 acres to open-air exhibits; 25 acres to buildings for amuse-

ment purposes ("The Isthmus"), with 5,000 feet frontage, and 250 acres to landscape gardens and park. Every building on the grounds is to be covered with vines and floriculture. The horticultural exhibit will be one of the striking features of the fair.

Following are the chief officers of the Panama-California exposition: President, D. C. Collier; first vice-president, J. D. Spreckels; director-general, H. O. Davis; director of publicity, Winfield Hogaboom; secretary, H. J. Penfold; treasurer, F. W. Jackson.

LABOR ORGANIZATIONS.

AMERICAN FEDERATION OF LABOR.

Headquarters, Washington, D. C.

President—Samuel Gompers.
 Secretary—Frank Morrison.
 Treasurer—John B. Lennon, Bloomington, Ill.
 National and International unions, 111.
 Departments, 5.
 State branches, 42.
 City centrals, 622.
 Trade and federal labor unions, 667.
 Total number of unions, 1,447.
 First convention held Nov. 15-18, 1881.



AFFILIATED NATIONAL AND INTERNATIONAL ORGANIZATIONS—NAMES AND ADDRESSES OF SECRETARIES.

Asbestos Workers of America, National Association of Heat, Frost and General Insulators—Thomas J. McNamara, 2516 Slattery street, St. Louis, Mo.
 Bakery and Confectionery Workers' International Union of America—Otto E. Fischer, 221 Chicago avenue, Chicago, Ill.
 Barbers' International Union, Journeymen—Jacob Fischer, 222 East Michigan street, Indianapolis.
 Bill Posters and Billers of America, International Alliance—William McCarthy, 1482 Broadway, New York, N. Y.
 Blacksmiths, International Brotherhood of—William F. Kramer, 1270-1290 Monon building, Chicago.
 Boiler Makers and Iron Ship Builders of America, Brotherhood of—W. J. Gilthorpe, Law building, Kansas City, Kas.
 Bookbinders, International Brotherhood of—James W. Dougherty, 222 East Michigan street, Indianapolis, Ind.
 Boot and Shoe Workers' Union—C. L. Baine, 246 Sumner street, Boston, Mass.
 Brewery Workmen, International Union of the United—Louis Kemper, Vine and Hollister streets, Cincinnati, O.
 Brick, Tile and Terra Cotta Workers' Alliance, International—William Van Bodegraven, 2341 West 12th street, Chicago, Ill.
 Bridge and Structural Iron Workers, International Association of—Harry Jones, American Central Life building, Indianapolis, Ind.
 Broom and Whisk Makers' Union, International—C. T. Dolan, 2925 Sheffield avenue, Chicago, Ill.
 Brushmakers' International Union—George J. Vitzthum, 2052 Gates avenue, Brooklyn, N. Y.
 Carpenters and Joiners of America, United Brotherhood of—Frank Duffy, Carpenters' building, Indianapolis, Ind.
 Carriage, Wagon and Automobile Workers, International—William P. Mavell, 30 Chaptin block, Buffalo, N. Y.
 Carvers' Association of North America, International Wood—Thomas J. Lodge, 10 Carlisle street, Roxbury, Mass.
 Cement Workers, American Brotherhood of—Henry Ulmer, 705 Clinic, San Francisco, Cal.
 Cigar-makers' International Union of America—George W. Perkins, 820 Monon block, 436 South Dearborn street, Chicago, Ill.
 Clerks' International Protective Association, Retail—H. J. Conway, lock drawer 248, Lafayette, Ind.
 Cloth Hat and Cap Makers of North America, United—Max Zuckerman, 62 East 4th street, New York, N. Y.
 Commercial Telegraphers' Union of America, The—Wesley Russell, 922-930 Monon building, Chicago.
 Compressed Air and Foundation Workers' Union of the United States and Canada—Henry Kuhlmann, 238 Ten Eyke street, Brooklyn, N. Y.
 Coopers' International Union of North America—William R. Deal, Suite A, Bishop building, Kansas City, Kas.
 Cutting Die and Cutter Makers, International Union of—William Lator, 642 Concord avenue, Bronx, New York, N. Y.

Diamond Workers' Protective Union of America—Andries Meyer, 323 Washington street, Brooklyn, N. Y.
 Electrical Workers of America, International Brotherhood of—Charles P. Ford, Pierick building, Springfield, Ill.
 Elevator Constructors, International Union of—William Young, 418 Perry building, Philadelphia, Pa.
 Engineers, International Union of Steam—James G. Hannahan, 6334 Yale avenue, Chicago, Ill.
 Firemen, International Brotherhood of Stationary—C. L. Shamp, 3618 North 24th street, Omaha, Neb.
 Foundry Employes, International Brotherhood of—George Bechtold, 200 South Broadway, St. Louis.
 Freight Handlers and Warehousemen's Union of America, Interior—George H. Kroeger, 816-824 West Harrison street, Chicago, Ill.
 Fur Workers' Union of United States and Canada—Samuel Korman, 89 East 10th street, New York, N. Y.
 Garment Workers of America, United—B. A. Langer, 116-117 Bible House, New York, N. Y.
 Garment Workers' Union, International Ladies—John Alex Dyelic, 32 Union square, New York.
 Glass Bottle Blowers' Association of the United States and Canada—William Lanner, 930-931 Witherspoon building, Juniper and Walnut streets, Philadelphia, Pa.
 Glass Workers' International Association, Amalgamated—A. J. Scott, 118 East 23th street, New York, N. Y.
 Glove Workers' Union of America, International—Elizabeth Christman, 506 Bush Temple of Music, Chicago, Ill.
 Granite Cutters' International Association of America—James Duncan, Hancock building, Quincy, Mass.
 Grinders and Finishers' National Union, Pocket Knife Blade—F. A. Didsbury, 508 Brooks street, Bridgeport, Conn.
 Hatters of North America, United—Martin Lawlor, 11 Waverly place, New York, N. Y.
 Hod Carriers and Building Laborers' Union of America, International—A. Pierson, box 597, Albany, N. Y.
 Horseshoers of United States and Canada, International Union of Journeymen—Hubert S. Marshall, room 605 Second National bank building, Cincinnati, O.
 Hotel and Restaurant Employes' International Alliance and Bartenders' International League of America—Jere L. Sullivan, Commercial Tribune building, Cincinnati, O.
 Iron, Steel and Tin Workers, Amalgamated Association of—M. F. Tighe, House building, Smithfield and Water streets, Pittsburgh, Pa.
 Lace Operatives of America, the Chartered Society of Amalgamated—David L. Gould, 545 West Lehigh avenue, Philadelphia, Pa.
 Lathers, International Union of Wood, Wire and Metal—Ralph V. Brant, 401 Superior building, Cleveland, O.
 Laundry Workers' International Union—Harry L. Morrison, box 11, station 1, Troy, N. Y.
 Leather Workers on Horse Goods, United Brotherhood of—J. J. Pfeiffer, 504-5 Postal building, Kansas City, Mo.
 Lithographers, International Protective and Beneficial Association of the United States and Canada—James M. O'Connor, 309 Broadway, New York, N. Y.
 Lithographic Press Feeders of United States and Canada, International Protective Association of—Harry C. Kranz, 200 East 23d street, New York.
 Longshoremen's Association, International—John J. Joyce, 702 Brisbane building, Buffalo, N. Y.
 Machine Printers and Color Mixers of the United States, National Association of—P. E. Lyons, 334 Trenton avenue, Buffalo, N. Y.
 Machinists, International Association of—George Preston, 908-14 G street, N. W., McGill building, Washington, D. C.
 Maintenance of Way Employes, International Brotherhood of—S. J. Pegg, 27 Putnam avenue, Detroit, Mich.
 Marble Workers, International Association of—Stephen C. Hogan, 406 149th street, New York.

- Meat Cutters and Butcher Workmen of North America, Amalgamated—Homer D. Call, 212 May avenue, Syracuse, N. Y.
- Metal Polishers, Buffers, Platers and Brass Workers' Union of North America—Charles R. Ather-ton, Neave building, Cincinnati, O.
- Metal Workers' International Alliance, Amalgamated Sheet—John E. Bray, 325 Nelson building, Kansas City, Mo.
- Mine Workers of America, United—William Green, State Life building, Indianapolis, Ind.
- Miners, Western Federation of—Ernest Mills, 605 Railroad building, Denver, Col.
- Molders' Union of North America, International—Victor Kleiber, 530 Walnut street, Cincinnati, O.
- Musicians, American Federation of—Owen Miller, 3535 Pine street, St. Louis, Mo.
- Painters, Decorators and Paperhangers of America, Brotherhood of—J. C. Skemp, drawer 99, Lafayette, Ind.
- Paper Makers, International Brotherhood of—J. T. Carey, 127 North Pearl street, Albany, N. Y.
- Paper Makers' League of North America—J. T. Carey, * 22 Smith building, Watertown, N. Y.
- Pattern Makers' League of North America—James Wilson, * 1008-1009 Second National Bank building, Cincinnati, O.
- Pavers and Rammermen, International Union of—Edward I. Hannah, 223 East 59th street, New York, N. Y.
- Paving Cutters' Union of the United States of America and Canada—John Sheret, lock box 27, Albion, N. Y.
- Photoengravers' Union of North America, International—Louis A. Schwarz, 228 Apsley street, Philadelphia, Pa.
- Piano and Organ Workers' Union of America, International—Charles Doid, * 1037 Greenwood terrace, Chicago, Ill.
- Plasterers' International Association of the United States and Canada, Operative—T. A. Scully, 442 East 2d street, Middletown, O.
- Plate Printers' Union of North America, International Steel and Copper—Charles T. Smith, 612 F street N. W., Washington, D. C.
- Plumbers, Gas Fitters, Steam Fitters and Steam Fitters' Helpers of United States and Canada, United Association of—Thomas E. Burke, 411-416 Bush Temple of Music, Chicago, Ill.
- Postoffice Clerks' National Federation—George F. Pfeiffer, 187 Burlingh street, Milwaukee, Wis.
- Potters, National Brotherhood of Operative—John T. Wood, box 6, East Liverpool, O.
- Powder and High Explosive Workers of America, United—Iva Sharprack, R. R. No. 3, Columbus, Kas.
- Print Cutters' Association of America, National—Richard H. Scheller, 229 Hancock avenue, Jersey City, N. J.
- Printing Pressmen's Union, International—Joseph C. Orr, Rogersville, Tenn.
- Pulp, Sulphite and Paper, Mill Workers of the United States and Canada, International Brotherhood of—John H. Malln, P. O. Drawer K, Fort Edward, N. Y.
- Quarry Workers' International Union of North America—Fred W. Suito, Scampini building, Barre, Vt.
- Railroad Telegraphers, Order of—L. W. Quick, Star building, St. Louis, Mo.
- Railway Carmen of America, Brotherhood—E. William Weeks, 507 Hall building, Kansas City, Mo.
- Railway Clerks, Brotherhood of—R. E. Fisher, 307-310 Kansas City Life building, Kansas City, Mo.
- Railway Employees of America, Amalgamated Association of Street and Electric—W. D. Mahon, * 601 Hodges block, Detroit, Mich.
- Railway Express Messengers of America, Brotherhood of—William F. Morrison, * 326 Lec building, Oklahoma City, Okla.
- Roofers, Composition, Damp and Waterproof Workers of the United States and Canada, International Brotherhood—D. J. Ganley, 14 North Oxford street, Brooklyn, N. Y.
- Sawsmiths' National Union—F. E. Kingsley, room 42, Baldwin building, Indianapolis, Ind.
- Seamen's Union, International of America—Thomas A. Hanson, 570 West Lake street, Chicago, Ill.
- Shingle Weavers' Union of America, International—W. H. Reid, 306 Maynard building, Seattle, Wash.
- Slate and Tile Roofers' Union of America, International—Joseph M. Gaviak, 3643 West 47th street, Cleveland, O.
- Slate Workers, International Union of—Philip Jago, Jr., Pen Argyle, Pa.
- Spinners' International Union—Urban Fleming, 138 Lyman street, Holyoke, Mass.
- Stage Employes' International Alliance, Theatrical—Lee M. Hart, room 607, 1547 Broadway, New York, N. Y.
- Steel Plate Transferers' Association of America—J. T. Miller, 1024 Park road, N. W., Washington, D. C.
- Stereotypers and Electrotypers' Union of America—George W. Williams, 29 Globe building, Boston.
- Stonecutters' Association of North America, Journeymen—Walter W. Drayer, Central Life building, Indianapolis, Ind.
- Stove Mounters' International Union—Frank Grimshaw, 1210 Jefferson avenue east, Detroit, Mich.
- Switchmen's Union of North America—M. R. Welch, 326 Brisbane building, Buffalo, N. Y.
- Tailors' Union of America, Journeymen—E. J. Bras, box 557, Bloomington, Ill.
- Tamers, Chanfers, Stablenen and Helpers of America, International Brotherhood of—Thomas L. Hughes, 222 East Michigan street, Indianapolis, Ind.
- Textile Workers of America, United—Albert Hibbert, box 742, Fall River, Mass.
- Tile Layers and Helpers' Union, International Ceramic, Mosaic and Encaustic—James P. Reynolds, 12 Federal street, N. S., Pittsburgh, Pa.
- Tip Printers, International Brotherhood of—T. J. Carolan, 6 Plum street, Newark, N. J.
- Tobacco Workers' International Union—E. Lewis Evans, 50-53 American National Bank building, 36th and Main streets, Louisville, Ky.
- Travelers' Goods and Leather Novelty Workers' International Union of America—Murt Malone, 191 Boyd street, Oshkosh, Wis.
- Tunnel and Subway Constructors' International Union—Michael Carraher, 150 East 125th street, New York, N. Y.
- Typographical Union, International—J. W. Hays, Newton Claypool building, Indianapolis, Ind.
- Upholsterers' International Union of North America—James H. Hatch, * 234 1st avenue, Astoria, N. Y.
- Weavers' Amalgamated Association, Elastic Goring—Alfred Houghton, 50 Cherry street, Brockton, Mass.
- Weavers' Protective Association, American Wire—E. E. Desmond, 27 Woodland avenue, Woodhaven, L. I.
- White Rats Actors' Union of America—W. W. Waters, 227-31 West 46th street, Chicago.

DEPARTMENTS.

- Building Trades Department, American Federation of Labor—William J. Spencer, rooms 412-14 Ouray building, Washington, D. C.
- Metal Trades Department, American Federation of Labor—A. J. Berres, room 513 Ouray building, Washington, D. C.
- Mining Department of the American Federation of Labor—Ernest Mills, 605 Railroad building, Denver, Col.
- Railroad Employes' Department, American Federation of Labor—John Scott, 301 Sawyer building, St. Louis, Mo.
- Union Label Trades Department, American Federation of Labor—Thomas F. Tracy, 708 Ouray building, Washington, D. C.

SECRETARIES OF STATE BRANCHES.

- Alabama—Lewis Bowen, box 180, Birmingham.
- Arkansas—L. H. Moore, room 9 Whipple building, Little Rock.
- California—Paul Scharrenberg, 316 14th street, San Francisco.
- Colorado—W. T. Hickey, 411 Exchange building, Denver.
- Connecticut—R. P. Cunningham, 34 Keeler street, Danbury.
- Florida—J. C. Privett, box 271, Jacksonville.
- Georgia—Robert Fechner, p. o. box 288, Savannah.
- Illinois—J. F. Morris, Pierick building, Springfield.
- Indiana—George J. Schwab, 602 4th avenue, Evansville.
- Iowa—F. A. Canfield, 208 North 20th street, Cedar Rapids.

Kansas—George B. Edgell, 315 Delaware street, Leavenworth.
 Kentucky—Max Traut, 218 Louisville Trust building, Louisville.
 Louisiana—V. V. Stewart, 1531 Oxford street, Shreveport.
 Maine—Henry M. Donnelly, 58½ Arsenal street, Augusta.
 Maryland—John R. Neal, 1023 East Baltimore street, Baltimore.
 Massachusetts—Martin T. Joyce, box C, station A, Boston.
 Michigan—Homer F. Waterman, 123 East Main street, Kalamazoo.
 Minnesota—W. E. McEwen, Manhattan building, Duluth.
 Missouri—John T. Smith, Labor Temple, Kansas City.
 Montana—O. M. Partlow, box 31, Butte.
 Nebraska—W. A. Chrisman, box 25, station C, Omaha.
 New Hampshire—J. J. Coyne, 202 Greene street, Manchester.
 New Jersey—Henry F. Hillfers, 68 South Orange avenue, Newark.
 New Mexico—Arthur C. Culver, 216 Hazelden avenue, Albuquerque.
 New York—Edward A. Bates, 302 Mary street, Utica.
 North Carolina—O. R. Jarrett,* 18 Olive street, Asheville.
 North Dakota—John Oliver, box 125, Fargo.
 Ohio—Thomas J. Donnelly, 1311 Walnut street, Cleveland.
 Oklahoma—Ollie S. Wilson,* 1022 State National bank building, Oklahoma City.
 Oregon—Ed J. Stack, 162 2d street, Portland.
 Pennsylvania—C. F. Quinn, rooms M 1-3, Commonwealth Trust building, Harrisburg.
 Porto Rico—Free Federation of Workmen—Isaiah Alonzo, box 807, San Juan.

Rhode Island—L. E. Hersey, 99 Weybosset street, Providence.
 Tennessee—A. J. Simon, 1311 6th avenue, north, Nashville.
 Texas—John R. Spencer, 209½ South 5th street, Waco.
 Utah—M. C. Howard, 1175 Milton avenue, Salt Lake City.
 Vermont—Alexander Ironside, 35 Ayers street, Barre.
 Virginia—Howard T. Colvin, 202 Park building, Richmond.
 Washington—Charles Perry Taylor, box 1255, Tacoma.
 West Virginia—James L. Pauley, 610 Ohio avenue, Charleston.
 Wisconsin—J. J. Handley, 401 17th avenue, Milwaukee.
 Wyoming—James Morgan, room 8 Deming building, Cheyenne.
 *President.

OTHER ORGANIZATIONS.

Bricklayers, Masons and Plasterers' International Union—William Dobson, University Park building, Indianapolis, Ind.
 Conductors, Order of Railway—Austin B. Garretson,* Cedar Rapids, Iowa.
 Engineers, Brotherhood of Locomotive—Warren S. Stone,* Society for Savings building, Cleveland, O.
 Firemen and Enginemen, Brotherhood of Locomotive—A. H. Hawley, Peoria, Ill.
 Knights of Labor (organized 1878)—J. Frank O'Meara, Bliss building, Washington, D. C.
 Railroad Freight and Baggage Men, International Brotherhood—Robert P. Neil, 44 Broad street, Boston, Mass.
 Trainmen, Brotherhood of Railroad—W. G. Lee,* American Trust building, Cleveland, O.
 *President.

PROGRESS OF THE UNITED STATES SINCE 1800.

[From table prepared by O. P. Austin of bureau of statistics, department of commerce and labor Washington, D. C.]

	1800.	1850.	1860.	1870.	1880.	1900.	1913.
Area*.....sq. miles	843,255	2,965,536	3,026,789	3,026,789	3,026,789	3,026,789	3,026,789
Population.....	5,308,483	23,191,876	31,443,321	38,558,371	50,155,783	75,994,575	97,337,000
Wealth.....dois.		7,133,780,000	16,159,616,000	30,938,518,000	42,642,000,000	88,517,306,775	\$107,104,212,000
Debt.....dois.	82,976,224	63,452,774	59,964,402	2,331,169,566	1,919,326,748	1,107,711,258	884,898,888
Money in circulation.....dois.	26,500,000	278,761,982	435,407,252	675,212,774	973,382,228	2,055,150,998	3,371,326,007
Deposits, bank, nat'l.....dois.		43,431,130	149,277,504	519,874,358	893,701,034	2,458,092,758	5,363,461,551
Deposits, savings.....dois.					819,106,973	2,389,719,954	4,451,555,688
Deposits, postal sav.....dois.							18,691,875
Farms, value.....dois.		3,967,343,880	7,980,493,000	8,944,837,749	12,180,501,538	20,514,001,888	*40,901,449,086
Manufactures, value.....dois.		1,019,103,616	1,885,861,476	4,232,325,442	5,309,579,191	13,004,400,143	*20,672,051,870
Receipts—Net ord.....dois.	10,818,779	43,662,889	56,054,600	385,598,834	333,526,501	567,240,852	723,782,921
Customs.....dois.	9,080,933	39,068,686	53,187,512	194,538,374	186,522,065	238,164,871	318,142,344
Internal revenue.....dois.	809,397			184,899,756	124,000,374	226,327,927	344,426,784
Expenditures—Net ord.....dois.	10,713,971	40,918,383	63,130,598	293,657,005	261,847,037	487,713,732	683,699,692
War.....dois.	2,560,879	9,687,025	16,472,203	57,655,675	38,116,916	134,774,708	161,775,225
Navy.....dois.	3,448,719	7,901,725	11,514,650	21,780,230	13,536,985	55,365,078	133,154,439
Pensions.....dois.	64,131	1,806,886	1,100,802	28,340,202	56,777,174	140,877,316	176,714,907
Imports, m/dse.....dois.	91,257,768	173,509,536	353,616,119	435,958,408	667,954,746	849,941,184	1,812,978,234
Exports, m/dse.....dois.	70,971,780	141,375,720	333,576,057	393,771,768	835,638,658	1,394,488,082	2,405,884,149
Production of gold.....dois.		50,000,000	46,000,000	50,000,000	36,000,000	73,171,006	*91,685,163
Silver.....dois.		50,000	156,000	16,410,000	34,717,000	35,741,000	*33,673,788
Coal.....tons		6,206,233	13,041,680	29,496,054	63,822,830	240,789,310	*491,071,429
Petroleum.....gallons			21,000,000	220,951,290	1,104,017,166	2,672,062,218	*19,346,621,268
Pig iron.....tons		563,755	821,223	1,695,179	3,855,191	15,789,212	*42,726,937
Steel.....tons				68,750	1,247,353	10,188,329	*31,251,303
Copper.....tons		650	7,200	12,600	27,000	200,588	*557,589
Wool.....lbs.		52,516,959	60,264,913	162,000,000	232,500,000	298,636,621	*304,043,400
Wheat.....bushels		107,185,914	173,104,921	235,884,700	438,549,868	592,229,505	*700,267,000
Corn.....bushels		592,071,104	838,792,740	1,084,253,540	1,717,434,543	2,105,102,516	*3,124,746,000
Cotton.....bales	157,599	2,451,442	3,819,469	4,732,317	6,605,750	10,245,002	*14,080,863
Cane sugar.....lbs.		247,577,000	230,982,000	37,043,000	178,872,000	322,549,011	*723,940,000
Railroads.....miles		9,021	30,734	52,422	93,267	188,934	*254,732
Postoffices.....No.	603	18,417	28,498	28,492	42,989	76,638	*100,000
Postoffice receipts.....dois.	279,801	5,459,984	8,513,067	19,772,221	33,315,479	102,354,579	*246,744,016
Telegrams sent.....No.				9,172,646	29,215,509	79,696,227	*190,000,000
Patents issued.....No.		993	4,778	13,333	13,947	26,499	*57,731
Immigrants.....No.		369,980	150,237	337,203	457,257	448,572	*1,197,892

*Census of 1910. †In 1912. ‡1911. §1904.

PATRIOTIC SOCIETIES OF THE UNITED STATES.

GRAND ARMY OF THE REPUBLIC.

First post organized at Decatur, Ill., April 6, 1866.

GENERAL OFFICERS.

Commander-in-Chief—Washington Gardner, Albion, Mich.

Senior Vice-Commander-in-Chief—Thomas H. Soward, Guthrie, Okla.

Junior Vice-Commander-in-Chief—William L. Ross, Pittsfield, Mass.

Chaplain-in-Chief—Horace M. Carr, Parsons, Kas.

Surgeon-General—Dr. J. K. Weaver, Morristown, Pa.

OFFICIAL STAFF.

Adjutant-General—Oscar A. James, Detroit, Mich.

Quartermaster-General—Col. D. R. Stowits, 877 Elliott square, Buffalo, N. Y.

Judge-Advocate-General—P. H. Coney, Topeka, Kas.

Inspector-General—Levi S. Warren, Albion, Mich.

National Patriotic Instructor—Levi Longfellow, Minneapolis, Minn.

Assistant Adjutant-General—George A. Newman, Des Moines, Iowa.

Assistant Quartermaster-General and Custodian of Records—J. Henry Holcomb, Independence hall, Philadelphia, Pa.

Chief of Staff—Henry A. Axline, Columbus, O.

Senior Aid de Camp—Orville J. Nave, Los Angeles, Cal.

Headquarters—Detroit, Mich.

MEMBERSHIP BY DEPARTMENTS. Dec. 31, 1912.

Table with columns: Depts., Posts, Mem. bers., Depts., Posts, Mem. bers. Lists membership counts for various states and territories like Alabama, Arizona, Arkansas, etc.

MEMBERSHIP BY YEARS.

Table with columns: Year, Membership. Shows growth from 1879 to 1896.

DEATH RATE BY YEARS.

Table with columns: Year, No., Pct., Year, No., Pct. Shows death rates from 1888 to 1905.

Table with columns: No., Pct., 1909, No., Pct. Shows membership and death rates for 1909 and 1910.

*June 30, 1912. By a new rule the statistics were made to cover the calendar year.

NATIONAL ENCAMPMENTS AND COMMANDERS-IN-CHIEF.

- 1866—Indianapolis; S. A. Hurlbut, Illinois.
1868—Philadelphia; John A. Logan, Illinois.
1869—Cincinnati; John A. Logan, Illinois.
1870—Washington; John A. Logan, Illinois.
1871—Boston; A. E. Burnside, Rhode Island.
1872—Cleveland; A. E. Burnside, Rhode Island.
1873—New Haven; C. Devens, Jr., Massachusetts.
1874—Harrisburg; C. Devens, Jr., Massachusetts.
1875—Chicago; J. F. Hartranft, Pennsylvania.
1876—Philadelphia; J. F. Hartranft, Pennsylvania.
1877—Providence; J. C. Robinson, New York.
1878—Springfield; J. C. Robinson, New York.
1879—Albany; William Earnshaw, Ohio.
1880—Dayton, O.; Louis Wagner, Pennsylvania.
1881—Indianapolis; G. S. Merrill, Massachusetts.
1882—Baltimore; P. Vandervoort, Nebraska.
1883—Denver; R. B. Beath, Pennsylvania.
1884—Minneapolis; John S. Kuntz, Ohio.
1885—Portland, Me.; S. S. Burdette, Washington.
1886—San Francisco; L. Fairchild, Wisconsin.
1887—St. Louis; John P. Kea, Minnesota.
1888—Columbus, O.; Wm. Warner, Missouri.
1889—Milwaukee; Russell A. Alger, Michigan.
1890—Boston; W. G. Veazy, Vermont.
1891—Detroit; John Palmer, New York.
1892—Washington; A. G. Weissert, Wisconsin.
1893—Indianapolis; J. G. B. Adams, Massachusetts.
1894—Pittsburgh; T. G. Lawler, Illinois.
1895—Louisville; I. N. Walker, Indiana.
1896—St. Paul; T. S. Clarkon, Nebraska.
1897—Buffalo; J. P. S. Gobin, Pennsylvania.
1898—Cincinnati; James A. Sexton, Illinois.
1899—Philadelphia; Albert D. Shaw, New York.
1900—Chicago; Leo Rassleur, Missouri.
1901—Cleveland; Ell Torrance, Minnesota.
1902—Washington; T. J. Stewart, Pennsylvania.
1903—San Francisco; J. C. Black, Illinois.
1904—Boston; W. W. Blackmar, Massachusetts.
1905—Denver; James Tanner, Washington, D. C.
1906—Minneapolis; Robert B. Brown, Ohio.
1907—Saratoga; Chas. G. Burton, Missouri.
1908—Toledo; Henry M. Nevius, New Jersey.
1909—Salt Lake City; S. R. Van Sant, Minnesota.
1910—Atlantic City; J. E. Gilman, Massachusetts.
1911—Rochester, N. Y.; H. M. Trimble, Illinois.
1912—Los Angeles, Cal.; A. B. Beers, Connecticut.
1913—Chattanooga, Tenn.; W. Gardner, Michigan.

MILITARY ORDER OF THE LOYAL LEGION OF THE UNITED STATES.

Instituted 1865. Membership May 1, 1913, 7,193.

GENERAL OFFICERS.

Commander-in-Chief—Bvt. Brig.-Gen. Thomas H. Hubbard, U. S. V.

Senior Vice-Commander-in-Chief—Rear-Admiral Louis Kempf, U. S. N.

Junior Vice-Commander-in-Chief—Brig.-Gen. Edward S. Godfrey, U. S. A.

Recorder-in-Chief—Bvt. Lieut.-Col. John P. Nicholson, U. S. V.

Registrar-in-Chief—First Lieut. Thomas H. McKee, U. S. V.

Treasurer-in-Chief—Brig.-Gen. Joseph W. Plume, U. S. V.

Chancellor-in-Chief—Bvt. Capt. John O. Foering, U. S. V.

Chaplain-in-Chief—Bvt. Maj. Henry S. Burrage, U. S. V.

Council-in-Chief—Capt. Urban A. Woodbury, Acting Assistant Paymaster Henry M. Rogers, Capt. William R. Hodges, Capt. Roswell H. Mason, First Lieut. Orville C. Allen.

COMMANDERS.

- California—Lieut. Henry Krebs, U. S. V., commander; Bvt. Col. William C. Alberger, recorder.
Colorado—Col. Charles A. White, U. S. V., commander; Lieut. Austin W. Hogle, recorder.
District of Columbia—Brig.-Gen. Green Clay Goodloe, U. S. V., commander; First Lieut. Thomas H. McKee, recorder.

Illinois—Capt. John C. Neely, commander; Capt. Roswell H. Mason, recorder.
 Indiana—Capt. Woodrow S. Marshall, commander; Lieut. Alexander M. Scott, recorder.
 Iowa—Lieut. Col. David J. Palmer, commander; Capt. E. D. Hadley, recorder.
 Kansas—Lieut. Henry Bennett, commander; Capt. John T. Taylor, recorder.
 Maine—Lieut. George D. Bisbee, U. S. V., commander; Lieut. Horatio Staples, U. S. V., recorder.
 Maryland—Lieut. Thomas Matthews, commander; Lieut. Joseph J. Janney, recorder.
 Massachusetts—Capt. Wm. W. Douglas, U. S. V., commander; Capt. Charles W. C. Rhoades, recorder.
 Michigan—Capt. J. D. Dickinson, U. S. V., commander; Gen. F. W. Swift, recorder.
 Minnesota—Capt. F. G. Woodward, commander; Capt. Orton S. Clark, recorder.
 Missouri—Capt. Lee Rasseur, commander; Capt. W. R. Hodges, recorder.
 Nebraska—Lieut. W. H. Russell, commander; Lieut. Frank B. Bryant, recorder.
 New York—Paymaster-Gen. Edwin Stewart, U. S. N., commander; Bvt. Lieut.-Col. William S. Cogswell, recorder.
 Ohio—Capt. Joseph W. Wilshire, U. S. V., commander; Maj. W. R. Thrall, recorder.
 Oregon—Capt. Daniel Webster, commander; Maj. Cicero Newell, recorder.
 Pennsylvania—Lieut.-Col. James W. Latta, commander; Bvt. Lieut.-Col. John P. Nicholson, recorder.
 Vermont—Col. Herbert A. Foster, U. S. V., commander; Bvt. Capt. Henry O. Wheeler, recorder.
 Washington—Lieut. Byron Phelps, U. S. V., commander; Walter B. Beals, recorder.
 Wisconsin—Paymaster G. W. Meacham, commander; Lieut. Amos P. Foster, recorder.

SONS OF VETERANS, U. S. A.

NATIONAL OFFICERS, 1912-1913.

Commander-in-Chief—John E. Sautter, Pittsburg, Pa.
 Senior Vice-Commander-in-Chief—Harry L. Streib, Baltimore, Md.
 Junior Vice-Commander-in-Chief—Robert W. Biese, Chattanooga, Tenn.
 Council-in-Chief—Henry F. Weller, Boston, Mass.; W. B. Moynihan, Rochester, N. Y.; Charles C. Behnke, St. Louis, Mo.
 Secretary (holderover)—J. H. Hammer, Reading, Pa.
 Treasurer (holderover)—J. L. Rake, Reading, Pa.
 Chief of Staff—E. M. Ames, Altoona, Pa.
 Counselor—William Coffin, Cincinnati, O.
 Patriotic Instructor—Charles F. Sherman, Mount Vernon, N. Y.
 Editor The Banner—William G. Dustin, Dwight, Ill.

OBJECT.

To perpetuate the memory and history of the heroic deeds of the soldiers, sailors and marines of the civil war, the proper observance of Memorial day, to inculcate patriotism and love of country and to secure an emulation among the younger generation of the heroic loyalty of their soldier fathers. Membership is confined to lineal male descendants of honorably discharged union soldiers, sailors or marines in the civil war.

WOMAN'S RELIEF COMPS.

Organized in Denver, Col., July, 1883.

NATIONAL OFFICERS.

President—Mrs. Ida S. McBride, Indianapolis, Ind.
 Senior Vice-President—Mrs. Chloe A. Warren, Plainville, Conn.
 Junior Vice-President—Mrs. M. A. Archer, Chattanooga, Tenn.
 Treasurer—Mrs. Abbie Lynch, Pittsburg, Pa.
 Secretary—Mrs. Sarah C. White, Rockville, Ind.
 Chaplain—Mrs. Sarah J. Bradford, Livingston, Mont.

LADIES OF THE GRAND ARMY OF THE REPUBLIC.

Organized in Chicago, September, 1886.

NATIONAL OFFICERS.

President—Edith B. Brown, Pacific Grove, Cal.
 Senior Vice-President—Alice D. Schneider, Chattanooga, Tenn.

Junior Vice-President—Charlotte A. Parker, Portland, Ore.
 Treasurer—Nellie R. McMillan, Leavenworth, Kas.
 Secretary—Eva J. French, 533 Larkin street, Monterey, Cal.
 National Counselor—Ella S. Jones, Pittsburg, Pa.

ASSOCIATION OF CIVIL WAR NURSES.

NATIONAL OFFICERS.

President—Mrs. Rebecca Price, Philadelphia, Pa.
 Senior Vice-President—Mrs. Alice Carey Risley, St. Louis, Mo.
 Treasurer—Mrs. Salome M. Stewart, Gettysburg, Pa.

ASSOCIATION OF PATRIOTIC INSTRUCTORS.

NATIONAL OFFICERS.

President—John B. Lewis, Boston, Mass.
 First Vice-President—Mrs. Flo Jamison Miller, Wilmington, Ill.
 Second Vice-President—George H. Kellogg, New-castle, Cal.
 Treasurer—Le Vant Dodge, Berea, Ky.
 Secretary—Mrs. Elizabeth Robbins-Berry, Boston, Mass.

NATIONAL ASSOCIATION OF NAVAL VETERANS.

Organized in 1887.

Commodore Commanding—Sherburne C. VanTassel, Yonkers, N. Y.
 Fleet Captain—William H. Comstock, Denver, Col.
 Chief of Staff and Fleet Commander—Robert McWilliams, Detroit, Mich.
 First Lieutenant Commander—Dr. William H. Travis, Chattanooga, Tenn.
 Fleet Lieutenant—Carter C. Morgan, Syracuse, N. Y.
 Fleet Chaplain—Alexander S. McWilliams, Detroit, Mich.
 Fleet Surgeon—Dr. Henry F. Brewer, M. D., Brooklyn, N. Y.
 Fleet Judge-Advocate—Horatio L. Wait, Chicago, Ill.
 Fleet Secretary and Paymaster—Henry F. McCollum, New Haven, Conn.
 Fleet Historian—Cyrus Sears, Baltimore, Md.
 Fleet Boatwain—Cornelius Stringham, Jamaica, N. Y.

UNITED CONFEDERATE VETERANS.

Organized June 10, 1889.

GENERAL OFFICERS.

General Commander—Gen. Bennett H. Young, Louisville, Ky.
 Adj.-Gen. and Chief of Staff—Maj.-Gen. William E. Mickle, New Orleans, La.
 Honorary Commander-in-Chief—Gen. C. Irvine Walker, Charleston, S. C.
 Army of Northern Virginia Dept.—Commander, Lieut.-Gen. Theodore S. Garnett, Norfolk, Va.; Adj.-Gen. and Chief of Staff, Brig.-Gen. E. V. White, Norfolk, Va.
 South Carolina Div.—Commander, Maj.-Gen. B. H. Teague, Aiken, S. C.; Adj.-Gen. and Chief of Staff, Col. S. E. Welch, Charleston, S. C.
 North Carolina Div.—Commander, Maj.-Gen. Julian S. Carr, Durham, N. C.; Adj.-Gen. and Chief of Staff, Col. H. A. London, Pittsboro, N. C.
 Virginia Div.—Commander, Maj.-Gen. J. Thompson Brown, Richmond.
 West Virginia Div.—Commander, Maj.-Gen. Charles S. Peyton, Ronceverte.
 Maryland Div.—Commander, Maj.-Gen. A. C. Trippe, Baltimore, Md.; Adj.-Gen. and Chief of Staff, Col. D. S. Briscoe, Baltimore.
 Army of Tennessee Dept.—Commander, Lieut.-Gen. George P. Harrison, Opelika, Ala.; Adj.-Gen. and Chief of Staff, Brig.-Gen. E. T. Sykes, Columbus, Miss.
 Louisiana Div.—Commander, Maj.-Gen. Thomas J. Shaffer, Franklin; Adj.-Gen. and Chief of Staff, Col. M. L. Costley, New Orleans.
 Tennessee Div.—Commander, Maj.-Gen. John P. Hickman, Nashville, Tenn.; Adj.-Gen. and Chief of Staff, Col. M. L. McKay, Nashville.
 Florida Div.—Commander, Maj.-Gen. Benjamin W. Partridge, Monticello; Adj.-Gen. and Chief of Staff, Col. C. S. Bott, Monticello.

Mississippi Div.—Commander, Maj.-Gen. Patrick Henry, Brandon, Miss.; Adj.-Gen. and Chief of Staff, John A. Webb, Jackson.

Georgia Div.—Commander, Maj.-Gen. John W. Preston, Sr., Macon; Adj.-Gen. and Chief of Staff, Col. John A. Cobb, Americus.

Kentucky Div.—Commander, Maj.-Gen. W. B. Haldeeman, Louisville; Adj.-Gen. and Chief of Staff, Col. W. A. Milton, Louisville.

Trans-Mississippi Dept.—Commander, Lieut.-Gen. K. M. Van Zandt, Fort Worth, Tex.; Adj.-Gen. and Chief of Staff, Brig.-Gen. W. T. Shaw, Fort Worth, Tex.

Texas Div.—Commander, Maj.-Gen. Felix Robertson, Crawford; Adj.-Gen. and Chief of Staff, Col. B. F. Weems, Houston.

Missouri Div.—Commander, Maj.-Gen. J. William Hall, Liberty; Adj.-Gen. and Chief of Staff, Col. John N. Jenkins, Liberty.

Arkansas Div.—Commander, Maj.-Gen. Charles Coffin, Batesville; Adj.-Gen. and Chief of Staff, Col. James M. Stewart, Little Rock.

Oklahoma Div.—Commander, Maj.-Gen. D. M. Halley, McAlester; Adj.-Gen. and Chief of Staff, Col. R. E. Coleman, McAlester.

Pacific Div.—Commander, Maj.-Gen. William C. Harrison, M. D., Los Angeles; Adj.-Gen. and Chief of Staff, B. L. Hoge, Los Angeles, Cal.

Membership about 60,000; camps, 1,787.

The purpose of the society is strictly social, literary, historical and benevolent.

SONS OF CONFEDERATE VETERANS.

Commander-in-Chief—W. W. Olds, Norfolk, Va.

Commander of the Army of Northern Virginia—C. C. Breasford, North Carolina.

Commander of Army of Tennessee—P. J. Mullins, Georgia.

Commander of Army of Trans-Mississippi—W. M. Scurry, Texas.

Historian-General—Dr. Thomas M. Owen, Alabama.

ARMY AND NAVY UNION OF THE UNITED STATES OF AMERICA.

Incorporated by special act of congress.

NATIONAL CORPS.

Commander—H. Oden Lake, Philadelphia, Pa.

Senior Vice-Commander—O. H. Kurtz, St. Louis, Mo.

Junior Vice-Commander—J. P. Caugher, Fort Monroe, Va.

Adjutant-General—Thomas H. Avery, 200 Montague street, Brooklyn, N. Y.

Paymaster-General—R. C. Shepherd, New York, N. Y.

Inspector-General—A. G. Binder, Philadelphia, Pa.

Judge-Advocate-General—Lénuel Filgitt, Washington, D. C.

Surgeon-General—Dr. J. E. Hendrickson, Phœbus, Va.

Chaplain—J. M. Hinkson, Philadelphia, Pa.

Council of Administration—O. H. Kurtz, St. Louis, Mo.; W. T. Conray, Washington, D. C.; W. H. Roach, Washington, D. C.; T. J. Meadows, Brooklyn, N. Y.; J. W. Miller, St. Louis, Mo.

NAVY LEAGUE OF THE UNITED STATES.

President—Gen. Horace Porter.

Vice-President—Henry H. Ward.

Counsel—Herbert L. Satterlee.

Treasurer—Charles C. Glover.

Secretary—Arthur H. Dadmun, Southern building, Washington, D. C.

The Navy League of the United States is a non-partisan patriotic society. Its purposes are to acquire and spread before the citizens of the country information as to the condition of the United States naval forces and ships, and to awaken public interest and activity in all matters tending to aid, improve and develop the efficiency of the navy.

NAVAL AND MILITARY ORDER OF THE SPANISH-AMERICAN WAR.

Instituted Feb. 2, 1899.

NATIONAL COMMANDERY.

Commander-in-Chief—Lieut. John S. Muckle, Pennsylvania.

Senior Vice-Commander-in-Chief—Ensign Fred D. Standish, Michigan.

Junior Vice-Commander-in-Chief—Col. Lotus Giles, Texas.

Recorder-in-Chief—Maj. Frank Keck, 29 Broadway, New York, N. Y.

Registrar-in-Chief—Lieut.-Col. E. W. M. Bailey, Massachusetts.

Deputy Registrar-in-Chief—Lieut. Chesley R. Perry, Illinois.

Treasurer-in-Chief—Lieut.-Col. George M. Cole, Connecticut.

Chaplain-in-Chief—Capt. Patrick B. Murphy, Massachusetts.

Historian-in-Chief—Capt. Cassilly Cook, New York.

Council-in-Chief—Maj. Robert Lee Longstreet, District of Columbia; Maj. Felix Rosenberg, Ohio; Capt. Charles M. Machold, Pennsylvania; Capt. W. Tyson Romaine, New York; Capt. Taylor E. Brown, Illinois.

Membership is confined to commissioned officers who served as such in the United States army, navy, marine or revenue cutter service (volunteer or regular) or as a contract surgeon during the Spanish war or the Philippine insurrection incident thereto, as well as all the sons of such officers, and such enlisted men who served in said war and insurrection and who have since become officers in the regular army, navy, marine or revenue cutter service.

UNITED SPANISH WAR VETERANS.

Organized April 18, 1904, by the amalgamation of the National Army and Navy Spanish War Veterans, National Association of Spanish-American War Veterans and the Society of the Service Men of the Spanish War, to which have been added the Legion of Spanish War Veterans and the Veteran Army of the Philippines.

NATIONAL OFFICERS.

Commander-in-Chief—John Lewis Smith, Washington, D. C.

Senior Vice-Commander-in-Chief—Edward R. Barker, Providence, R. I.

Junior Vice-Commander-in-Chief—Ben F. Atkinson, Sandusky, O.

Deputy Commander-in-Chief—George A. Seyde, Honolulu, H. I.

Deputy Commander-in-Chief—Charles E. O'Donnell, Havana, Cuba.

Deputy Commander-in-Chief—W. W. Dayton, Manila, P. I.

Adjutant-General—Gustave E. Rausch, Washington, D. C.

Surgeon-General—F. W. Veninga, St. Louis, Mo.

Chaplain-in-Chief—J. Madison Hare, Jersey City, N. J.

National Historian—William J. S. Dineen, Long Island, N. Y.

Quartermaster-General—Howard M. Peter, Washington, D. C.

Assistant Adjutant-General—James E. Maynard, Washington, D. C.

Headquarters—433 Southern building, Washington, D. C.

ARMY OF THE PHILIPPINES.

Commander-in-Chief—F. Warner Karling, Kansas City, Mo.

Vice-Commander-in-Chief—Charles F. Manahan, Chicago, Ill.

First Junior Vice-Commander—A. S. Crossfield, Manila, P. I.

Second Junior Vice-Commander—George M. Welchelt, Grand Island, Neb.

Third Junior Vice-Commander—A. V. Davidson, Denver, Col.

Fourth Junior Vice-Commander—C. T. Spear, St. Paul, Minn.

Fifth Junior Vice-Commander—Perry W. Jewett, Lincoln, Neb.

Adjutant-General—Dr. John W. Goggin, 1305 Heyworth building, Chicago, Ill.

Paymaster-General—William Nelson, Chicago, Ill.

Judge-Advocate-General—E. C. Little, Kansas City, Kas.

Surgeon-General—F. M. Rumbold, St. Louis, Mo.

Assistant Adjutant-General for the Philippines—Edward F. Wilson, Manila, P. I.

Chaplain—S. J. Smith, Corregidor, P. I.

Historian—Julian E. Duvall, Norton, Kas.

SOCIETY OF THE CINCINNATI.

Organized by Gen. George Washington and his officers May 10, 1783, at the cantonments of American army on the Hudson river, New York.

GENERAL OFFICERS.

President-General—Winslow Warren, Massachusetts.
Vice-President-General—James Simons, LL. D., South Carolina.

Secretary-General—Asa Bird Gardiner, LL. D., L. H. D., Union club, New York city.

Treasurer-General—Charles Isham, Connecticut.
Assistant Secretary-General—John C. Daves, Baltimore, Md.

Assistant Treasurer-General—Henry Randall Webb, Maryland.

Only the thirteen original states have state societies. These, with the names of president and secretary of each in geographical order named, are:
New Hampshire—William Davis Sawyer, Francis Coffin Martin.

Massachusetts—Winslow Warren, David Greene Haskins.

Rhode Island—Asa Bird Gardiner, LL. D., L. H. D.; George W. Olney.

Connecticut—Henry Larcom Abbott, LL. D.; Bryce Metcalf.

New York—Talbot Olyphant, Francis Burrall Hoffman.

New Jersey—James W. S. Campbell, Louis Dunham Boggs.

Pennsylvania—Richard Dale, Grant Weldman.

Delaware—John Patten Wales, Edwin Jaquette Sellers.

Maryland—Oswald Tilghman, Thomas Edward Sears.

Virginia—William Gordon McCabe, LL. D.; Levin Joyner.

North Carolina—Wilson Gray Lamb, Marshall Delancey Haywood.

South Carolina—James Simons, LL. D.; Henry M. Tucker, Jr.

Georgia—Walter Glasco Charlton, George Francis Tanulle.

The Order of the Cincinnati was organized by American and French officers who served in the battle of the Revolution, for the purpose of perpetuating the remembrance of that event and keeping up the friendships then formed. Membership goes to the eldest male descendant, if worthy; in case there is no direct male descendant, then to male descendants through intervening female descendants. The present membership is about 890. George Washington was the first president-general until his decease, and Alexander Hamilton the second.

GENERAL SOCIETY OF MAYFLOWER DESCENDANTS.

The Society of Mayflower Descendants was organized in the city of New York Dec. 22, 1894, by lineal descendants of the Mayflower pilgrims, "to preserve their memory, their records, their history and all facts relating to them, their ancestors and their posterity." Every lineal descendant over 18 years of age, male or female, of any passenger of the voyage of the Mayflower which terminated at Plymouth, Mass., December, 1620, including all signers of "The Compact," are eligible to membership.

The General Society of Mayflower Descendants was organized at Plymouth, Mass., 1897. The triennial congress is held in September at Plymouth, Mass. Societies have been organized in New York, Connecticut, Massachusetts, Pennsylvania, Illinois, District of Columbia, Ohio, New Jersey, Wisconsin, Rhode Island, Michigan, Minnesota, Maine, Colorado, California and Washington. The officers of the general society are:

Governor-General—Thomas S. Hopkins.
Secretary-General—John Packwood Tilden, 44 East 23d street, New York city.
Treasurer-General—Henry H. Belknap.
Historian-General—Dr. George B. Stevens.
Captain-General—Miles Standish, M. D.
Surgeon-General—Dr. Abiel W. Nelson.

MILITARY ORDER OF FOREIGN WARS OF THE UNITED STATES.

Instituted Dec. 27, 1894.

OFFICERS OF THE NATIONAL COMMANDERY.

Commander-in-Chief—Maj.-Gen. Charles F. Roe, New York, N. Y.

Vice-Commanders-General—Col. William G. Bates, 43 Cedar street, New York; Brig.-Gen. James Forney, U. S. M. C., retired, Philadelphia, Pa.; Morris V. Seymour, Bridgeport, Conn.; Capt. Willis J. Wells, Chicago, Ill.; the Hon. Horace Davis, LL. D., San Francisco, Cal.; John C. Edwards, Boston, Mass.; Col. H. Ashton Ramsay, Baltimore, Md.; Gen. George H. Garretson, Cleveland, O.; Col. Harvey C. Clark, St. Louis, Mo.; Lieut. W. W. Russell, U. S. V., Vermont; Maj. William Hancock Clark, Richmond, Va.; Lieut. Charles H. Peckham, U. S. V., Providence, R. I.; Commander John W. Bostick, L. N. R., New Orleans, La.; Brig.-Gen. Edward E. Campbell, U. S. V., Newark, N. J.; Gen. Charles King, U. S. V., Milwaukee, Wis.; Rev. Francis C. Kelley, Lapeer, Mich.; Lieut. R. K. Gaston, Dallas, Tex.; Col. J. W. Pope, U. S. A., Denver, Col.; Brig.-Gen. William J. McKee, U. S. V., Indianapolis, Ind.

Secretary-General—Maj. David Banks, 23 Park place, New York, N. Y.

Deputy Secretary-General—Capt. B. H. Dalley, South Bend, Ind.

Treasurer-General—Gen. Oliver C. Bosbyshell, 4948 Chestnut street, Philadelphia, Pa.

Registrar-General—Rev. Henry N. Wayne, Tuckahoe, N. Y.

Judge-Advocate-General—H. W. Lambertson, Harrisburg, Pa.

Deputy Treasurer-General—Col. O. D. Clark, Montpelier, Vt.

Chaplain-General—Capt. Henry A. F. Hoyt, Cynwyd, Pa.

Historian-General—Capt. Edw. H. Smith, U. S. V., Oshkosh, Wis.

Recorder-General—Maj. Guy A. Boyle, Indianapolis, Ind.

Commanderies have been established in twenty-one states. Total membership about 1,400.

The order is a military organization with patriotic objects, having for its scope the period of American history since national independence. It stands for the needed and honorable principle of national defense against foreign aggression. The principal feature of the order is the perpetuating of the names, as well as the services, of commissioned officers who served in either the war of the revolution, the war with Tripoli, the war of 1812, the Mexican war or the war with Spain and all future campaigns, recognized by the United States government as war with foreign powers. Veteran companionship is conferred upon such officers and hereditary companionship upon their direct lineal descendants in the male line.

SONS OF THE REVOLUTION.

Organized 1876.

GENERAL OFFICERS 1911-1914.

General President—Hon. Edmund Wetmore, New York, N. Y.

First General Vice-President—James Mortimer Montgomery, New York, N. Y.

Second General Vice-President—Thomas Wingate Weeks, Boston, Mass.

General Secretary—Prof. William Libbey, Princeton, N. J.

Assistant General Secretary—W. Hall Harris, Jr., Baltimore, Md.

General Treasurer—Richard McCall Cadwalader, Philadelphia, Pa.

General Chaplain—Rev. Randolph H. McKim, D. D., Washington, D. C.

General Registrar—Hon. George E. Pomeroy, Toledo, O.

General Historian—Marshall De Lancey Haywood, Raleigh, N. C.

Organizations exist in thirty-two states. Membership, 7,500.

NATIONAL SOCIETY OF THE DAUGHTERS OF THE AMERICAN REVOLUTION.

Headquarters—Memorial Continental hall, 17th and D streets, N. W., Washington, D. C.

President-General—Mrs. William C. Story, New York, N. Y.

Vice-President-General in Charge of Organization of Chapters—Mrs. Henry L. Mann, Washington, D. C.

Vice-Presidents-General—Terms expire in 1914: Mrs. Charles H. Bond, Massachusetts; Mrs. John C. Ames, Illinois; Mrs. George S. Shackelford, Virginia; Mrs. William Libbey, New Jersey; Mrs. C. F. Johnson, Maine; Mrs. A. K. Gault, Nebraska; Mrs. W. L. Peel, Georgia; Mrs. R. M. Bratton, South Carolina; Mrs. C. M. Williamson, Mississippi; Mrs. William H. Crosby, Racine, Wis. Terms expire in 1915: Mrs. John Van Landingham, North Carolina; Mrs. R. H. Cunningham, Kentucky; Mrs. Thomas Day, Tennessee; Mrs. Thomas Kite, Ohio; Mrs. Rhett Goode, Alabama; Mrs. Allen P. Perley, Pennsylvania; Mrs. Ben F. Gray, Jr., Missouri; Miss Harriet I. Lake, Iowa; Mrs. John L. Didwiddle, Indiana; Mrs. John F. Swift, California.

Chaplain-General—Mrs. Mary S. Lockwood, Washington, D. C.
 Recording Secretary-General—Mrs. William C. Boyle, Washington, D. C.
 Registrar-General—Mrs. Galus M. Brumbagh, Washington, D. C.
 Historian-General—Mrs. Charles W. Bassett, Washington, D. C.
 Corresponding Secretary-General—Mrs. Julius C. Burrows, Washington, D. C.
 Treasurer-General—Mrs. Joseph E. Ransdell, Washington, D. C.
 Assistant Historian-General—Mrs. Edward Orton, Jr., Columbus, O.
 Librarian-General—Mrs. George M. Sternberg, Washington, D. C.

SOCIETY OF COLONIAL WARS.

Instituted in 1892.

OFFICERS OF THE GENERAL SOCIETY.

Governor-General—Howland Pell, New York.
 Vice-Governor-General—Richard McCall Cadwalader, Philadelphia, Pa.
 Secretary-General—Clarence Storm, 45 William street, New York.
 Deputy Secretary-General—Henry G. Sanford, 45 William street, New York, N. Y.
 Treasurer-General—William Macpherson Hornor, Philadelphia, Pa.
 Deputy Treasurer-General—Francis Howard Williams, Philadelphia, Pa.
 Registrar-General—George Norbury Mackenzie, Baltimore, Md.
 Historian-General—T. J. Oakley Rhinelander, New York, N. Y.
 Chaplain-General—Rev. Charles L. Hutchins, D. D., Concord, Mass.
 Surgeon-General—Henry A. Griffin, M. D., New York, N. Y.
 Chancellor-General—Hon. Henry Stockbridge, Baltimore, Md.

SECRETARIES OF STATE SOCIETIES.

California—Harrison B. Alexander, Los Angeles.
 Colorado—John Wright Barrows, Denver.
 Connecticut—Lucius A. Barbour, Hartford.
 Delaware—Christopher L. Ward, Wilmington.
 Dist. of Columbia—J. Burr Johnson, Washington.
 Georgia—Harris M. King, Savannah.
 Illinois—Seymour Morris, 112 West Adams street, Chicago.
 Indiana—Henry R. Merritt, Indianapolis.
 Iowa—Benjamin F. Swisher, Waterloo.
 Kentucky—George T. Wood, Louisville.
 Maine—Philip I. Jones, Portland.
 Maryland—Murray P. Brush, Baltimore.
 Massachusetts—Walter R. Watkins, Boston.

Michigan—Williams C. Harris, Detroit.
 Minnesota—Herbert M. Temple, St. Paul.
 Missouri—Hobart Brinsmade, St. Louis.
 Nebraska—John P. Lord, Omaha.
 New Hampshire—George B. Leighton, Monadnock.
 New Jersey—J. L. Merrill, East Orange.
 New York—Frederick Dwight, New York.
 Ohio—Henry M. Norris, Cincinnati.
 Pennsylvania—E. S. Sayres, Philadelphia.
 Rhode Island—Charles E. Cannon, Providence.
 Vermont—Byron N. Clark, Burlington.
 Virginia—Thomas Bolling, Jr., Richmond.
 Washington—H. B. Ferris, Spokane.
 Wisconsin—Oliver T. Dwight, Milwaukee.

NATIONAL SOCIETY OF THE SONS OF THE AMERICAN REVOLUTION.

Organized April 30, 1889, and incorporated by act of congress June 9, 1906.

President-General—Rogers C. B. Thurston, Kentucky.
 Vice-Presidents-General—W. W. Kirby, Colorado; La Verne W. Noyes, Illinois; Wallace McCamant, Oregon; Rear-Admiral George W. Baird, District of Columbia; James P. Baxter, Maine.
 Secretary-General and Registrar-General—A. Howard Clark, Smithsonian institution, Washington, D. C.
 Treasurer-General—John H. Burroughs, 15 William street, New York, N. Y.
 Historian-General—David L. Pierson, East Orange, N. J.
 Chaplain-General—Rev. John Timothy Stone, D. D., Chicago, Ill.
 Membership (1913)—14,000.

SOCIETY OF THE WAR OF 1812.

Organized Sept. 14, 1814.

GENERAL OFFICERS.

President-General—John Cadwalader (of Pennsylvania society).
 Vice-Presidents-General—Reynold W. Wilcox, M. D., LL. D. (New York); James D. Iglehart, M. D. (Maryland); George Francis Pierce (Massachusetts); Walter St. George Harris (Connecticut); Hon. Charles Page Bryan (Illinois); Marcus Benjamin, Ph. D. (Washington, D. C.); Frank W. Thomas; Oscar H. Condit (New Jersey).
 Secretary-General—Herbert M. Leland, Massachusetts.
 Assistant Secretary-General—John Mason Dulany, 1320 Linden avenue, Baltimore, Md.
 Treasurer-General—George H. Richards, M. D., 424 Main street, Orange, N. J.
 Assistant Treasurer-General—James M. Henry, Washington, D. C.
 Registrar-General—Henry Harmon Noble, Essex, N. Y.
 Surgeon-General—George H. Burgin, M. D.
 Judge-Advocate-General—Gen. A. Leo Knott, Maryland.
 Chaplain-General—Henry Branch, D. D., Maryland.
 State societies have been formed in Pennsylvania, Maryland, Massachusetts, Connecticut, Illinois, District of Columbia, New York and New Jersey.
 Membership is made up of male persons above the age of 21 years who participated in or are lineal descendants of one who served during the war of 1812 in the army, navy, revenue-marine or privateer service of the United States, upon offering proof thereof satisfactory to the state society to which they may make application for membership, and who are of good moral character and reputation.

UNITED STATES PASSPORT REGULATIONS.

Passports are issued to citizens of the United States upon application to the state department in Washington. The application must be accompanied by an affidavit, attested by a notary public or other officer empowered to administer oaths, stating that the applicant is a citizen and giving the place of birth and age, and it must be accompanied by the certificate of one other citizen to whom he is personally known that the declaration made by the applicant is true. The application must also be accompanied by a description of the person, particularly as to age, height, complexion, forehead, eyes, nose, mouth, chin, hair and face.

Blank forms are furnished by the state department upon application. The fee for each passport is \$1. Citizens traveling abroad may also in some cases obtain passports by applying to United States ambassadors and ministers. Where any person has made a declaration of intention to become a citizen of the United States and has resided in the United States for three years a passport valid for six months may be issued to him. This passport is not renewable and does not entitle the holder to the protection of this government in the country of which he was originally a citizen.

UNITED STATES PENSION STATISTICS.

PENSIONERS ON THE ROLL JUNE 30, 1913, AND JUNE 30, 1912.

Reg'r establishment—	1913.	1912.	Gain.	Loss.		1913.	1912.	Gain.	Loss.
Invalids	14,561	14,373	188		Nurses	3		3	
Widows	2,904	2,869	35		Widows	1,228	1,238		
Minor children.....	175	171	4		Minor children.....	274	304		30
Mothers	1,145	1,129	16		Mothers	2,860	2,951		91
Fathers	164	159	5		Fathers	473	508		35
Brothers, sisters, sons and daughters	2	4		2	Brothers, sisters, sons and daughters	6	6		
Helpless children....	7	8		1	Helpless children....	4	2		2
Civil war—					War of 1812—				
Act of May 11, 1912—					Widows	199	238		39
Survivors	379,064	13,246	365,818		War with Mexico—				
Act of Feb. 6, 1907—					Survivors	1,142	1,313		171
Survivors	16,241	333,579		317,338	Widows	5,123	5,533		410
General law—					Indian wars—				
Invalids	61,800	103,237		41,437	Survivors	1,066	1,210		144
Nurses	325	362		37	Widows	2,330	2,439		109
Widows	60,265	64,135		3,870	Total	820,200	860,294	367,148	407,242
Minor children.....	195	351		156	Net loss.....				40,094
Mothers	1,053	1,413		360	There were 497,263 survivors of the civil war on the roll at the beginning of the year and 462,379 at its close, a net loss of 34,884. The losses to this class by death during the year were 36,064—about 7 1/2 per cent—and the original allowances therein were 1,272. Of the 820,200 pensioners on the roll at the close of the year, 503,633 were persons who rendered service in the army or navy of the United States, including 328 army nurses, the remaining 316,567 being pensioned as widows and dependents. The number of individuals who served in the army and navy of the United States during the civil war is estimated at 2,213,365.				
Fathers	137	202		65					
Brothers, sisters, sons & daughters	403	331	72						
Helpless children....	466	515		49					
Act of June 27, 1890—									
Invalids	5,274	47,201		41,927					
Minor children.....	3,839	4,063		224					
Helpless children....	441	416		25					
Act of April 19, 1908—									
Widows without children	228,571	227,907	664						
Wid'ws with chil'n	4,293	5,040		747					
War with Spain—									
Invalids	24,157	23,841	316						

PENSIONS BY CLASSES AND VALUE OF PENSIONS, JUNE 30, 1913.

Classes.	General laws.		Special acts.	
	Number.	Annual value.	Number.	Annual value.
Invalids, regular establishment.....	14,317	\$2,149,124.18	244	\$60,276.00
Widows, etc., regular establishment.....	3,975	687,912.00	422	168,068.00
Survivors, act May 11, 1912.....	379,064	95,000,843.48		
Survivors, act Feb. 6, 1907.....	16,241	2,762,340.00		
Invalids, general law.....	46,275	14,958,678.00	15,525	5,228,322.00
Nurses	253	36,432.00	72	11,988.00
Widows, etc., general law.....	58,116	8,807,006.00	4,403	959,068.00
Invalids, act June 27, 1890.....	5,274	718,329.00		
Minors, etc., act June 27, 1890.....	4,280	768,264.00		
Widows, act April 19, 1908.....	232,864	33,659,278.00		
Invalids, war with Spain.....	23,593	2,877,346.16	564	115,650.00
Nurses			3	432.00
Widows, etc., war with Spain.....	4,612	710,196.00	12	59,640.00
Widows, war of 1812.....	187	26,928.00	243	3,216.00
Survivors, war with Mexico.....	1,104	387,876.00	38	10,404.00
Widows, war with Mexico.....	4,881	702,864.00	242	39,000.00
Survivors, Indian wars.....	885	212,400.00	181	32,952.00
Widows, Indian wars.....	2,263	325,872.00	67	10,080.00
Total	798,184	164,791,688.82	22,016	6,699,096.00
Total number of pensioners.....	820,200		Act Feb. 6, 1907.....	\$170.08
Total annual value.....	\$171,490,786.32		General law, civil war.....	240.69
Average value of each pension—			Act June 27, 1890.....	155.59
All classes.....	\$209.08		Act April 19, 1908.....	144.54
Regular establishment.....	161.69		War with Spain.....	144.57
Act May 11, 1912.....	250.62		Survivors, civil war.....	256.64

PENSIONERS BY STATE OR COUNTRY IN 1913.

State or ter.	No.	Amount.	State or ter.	No.	Amount.	State or ter.	No.	Amount.
Alabama	3,230	\$685,825.90	Kentucky	21,350	4,533,245.50	North Carolina	3,631	770,970.23
Alaska	80	16,986.40	Louisiana	5,373	1,140,349.09	North Dakota...	2,331	622,339.23
Arizona	895	190,035.35	Maine	14,261	3,028,038.13	Ohio	77,599	16,479,146.29
Arkansas	8,808	1,870,202.64	Maryland	12,439	2,641,172.87	Oklahoma	11,397	2,419,925.01
California	28,964	6,149,926.12	Massachusetts.	34,124	7,245,548.92	Oregon	7,798	1,655,749.34
Colorado	8,049	1,709,044.17	Michigan	34,298	7,282,494.34	Pennsylvania ..	75,618	16,058,520.56
Connecticut	10,003	2,123,936.99	Minnesota	12,703	2,697,227.99	Rhode Island...	4,482	951,663.06
Delaware	2,601	552,270.32	Mississippi	4,009	851,230.97	South Carolina.	1,694	359,687.02
Dist. of Col.	8,986	1,907,997.38	Missouri	39,490	8,284,911.70	South Dakota...	5,392	1,144,883.36
Florida	5,085	1,079,698.05	Montana	2,364	501,948.12	Tennessee	16,954	3,599,842.82
Georgia	2,995	635,928.35	Nebraska	14,364	3,049,908.12	Texas	8,402	1,783,996.66
Idaho	2,245	476,680.85	Nevada	399	84,719.67	Utah	1,026	217,850.58
Illinois	56,482	11,932,823.06	N. Hampshire.	6,560	1,392,884.80	Vermont	6,540	1,388,638.20
Indiana	49,987	10,613,739.71	New Jersey.....	20,624	4,379,093.92	Virginia	8,709	1,849,181.97
Iowa	27,821	5,907,232.93	New Mexico.....	1,896	402,577.63	Washington	9,942	2,110,984.86
Kansas	32,399	6,879,279.67	New York.....	68,270	14,498,319.71	West Virginia..	10,618	2,254,519.94

State or ter.	No.	Amount.	Country.	No.	Amount.	Country.	No.	Amount.
Wisconsin	19,776	4,199,038.03	Belgium	23	4,833.59	Russia	16	3,397.23
Wyoming	839	178,144.87	Canada	2,879	611,298.07	Scotland	75	15,924.75
Total	814,502	172,950,861.51	Chile	11	2,335.63	South Africa	10	1,123.30
INSULAR POSSESSIONS.								
Canal Zone	2	\$424.66	China	15	3,184.95	Sweden	79	14,650.77
Guam	3	636.59	Cuba	61	12,952.13	Switzerland	26	14,013.78
Hawaii	84	17,835.72	Denmark	56	11,890.48	Wales	66	5,520.58
Philippines	70	14,863.10	England	555	117,843.15	Other foreign countries or possessions having less than 10 pensioners each and not classified		
Porto Rico	44	9,342.52	France	766	16,137.08			
Total	208	43,102.99	Germany	520	110,411.60			
FOREIGN COUNTRIES.								
Argentina	13	\$2,760.29	Ireland	404	85,781.32			
Australia	101	21,445.33	Italy	58	12,315.14			
Austria-Hung'y	37	7,856.21	Japan	33	7,006.89			
			Mexico	136	28,876.88			
			New Zealand	14	2,972.62			
			Norway	73	15,500.09			
			Percu	12	2,547.96			
						Total	5,495	1,166,753.35

SUMMARY.

	Pensioners.	Payments.
Pensioners residing in states and territories and payments to them	814,502	\$172,950,861.51
Pensioners residing in insular possessions and canal zone and payments to them	208	43,102.99
Pensioners residing in foreign countries and payments to them	5,495	1,166,753.35
Total	820,200	174,160,717.85
Payments by treasury department (treasury settlements)		10,942.95
Total payments on account of army and navy pensions, 1913.		174,171,660.80

CLASSIFICATION OF DISBURSEMENTS (1913)

Regular establishment—Army—Invalids.	\$1,927,215.98	Navy—Invalids	145,315.40
Widows, etc.	567,583.65	Mibors, etc.	27,385.86
Navy—Invalids	638,163.29	Act April 19, 1908—Army—Widows	32,753,478.19
Widows, etc.	319,178.96	Navy—Widows	1,326,818.57
Civil War—Act May 11, 1912—Army	51,596,417.21	War with Spain—Army—Invalids	3,130,886.45
Navy	1,709,604.71	Widows, etc.	780,066.43
Act Feb. 6, 1907—Army	35,109,236.77	Navy—Invalids	109,973.41
Navy	1,267,233.76	Widows, etc.	50,257.13
General law—Army—Invalids.	25,496,691.75	War of 1812—Widows.	32,171.07
Nurses	50,556.63	War with Mexico—Survivors.	411,416.35
Widows, etc.	9,863,414.34	Widows	773,283.55
Navy—Invalids	277,845.91	Indian War—Survivors.	176,292.72
Widows, etc.	154,486.47	Widows	351,371.38
Act June 27, 1890—Army—Invalids.	4,270,632.56		
Minors, etc.	848,754.35	Total	174,160,717.85
Amount disbursed on account of regular establishment			\$3,447,141.88
Amount disbursed on account of civil war			164,897,872.48
Amount disbursed on account of war with Spain			4,071,168.42
Amount disbursed on account of war of 1812			32,171.07
Amount disbursed on account of war with Mexico			1,184,699.90
Amount disbursed on account of Indian wars			527,664.10
Amount disbursed by treasury settlements			10,942.95

BOUNTY LAND WARRANTS ISSUED TO JUNE

	30, 1913.	Number.	Acres.
War of the revolution	16,663	2,666,080	
War of 1812, acts prior to 1850	29,471	4,891,520	
Act of 1847, Mexican war	88,274	13,213,640	
Act of 1850, war of 1812, Mexican and Indian wars	189,146	13,168,560	
Act of 1852, war of 1812, Mexican and Indian wars	11,992	694,400	
Act of 1855, war of 1812, Mexican and Indian wars	263,148	34,158,630	
Total	598,694	68,792,836	

PENSIONERS AND PENSIONERS BY YEARS

Year.	Paid as pensions.		No. of pensioners.	Expenses.	Total.
	Since 1866.	Total.			
1866.	\$15,450,549.88	\$407,165.00	\$15,857,714.88	126,722	
1867.	20,784,789.69	490,977.35	21,275,767.04	155,474	
1868.	23,101,509.36	553,020.34	23,654,529.70	169,643	
1869.	28,513,447.27	644,526.81	29,077,774.08	187,963	
1870.	30,351,288.78	500,997.86	30,852,486.64	198,686	
1871.	28,518,792.62	863,079.00	29,381,871.62	207,495	
1872.	29,752,746.81	951,253.00	30,703,999.81	232,229	
1873.	26,982,063.89	1,003,200.24	27,985,264.53	238,411	
1874.	30,206,778.99	986,794.13	31,173,573.12	236,241	
1875.	29,270,404.76	982,695.35	30,253,100.11	234,821	
1876.	27,936,209.53	1,015,078.81	28,951,288.34	232,137	
1877.	28,182,821.72	1,034,459.33	29,217,281.05	232,104	
1878.	26,786,009.44	1,032,500.09	27,818,509.53	223,998	
1879.	32,664,428.92	837,734.14	33,502,163.96	242,755	
1880.	56,689,229.08	935,027.28	57,624,256.36	250,802	
1881.	50,583,465.35	1,072,059.64	51,655,464.99	268,530	
1882.	54,313,172.05	1,466,236.01	55,779,408.06	285,697	
					4,461,094,380.45
					125,871,965.64
					4,586,966,346.09

PENSIONS OF THE SEVERAL WARS AND OF THE PEACE ESTABLISHMENT.

The amounts that have been paid for pensions to soldiers, sailors and marines, their widows, minor children and dependent relatives, on account of military and naval service since the foundation of the government to June 30, 1913, are as follows:

War of the revolution (estimate).....	\$70,000,000.00
War of 1812 (service pension).....	45,923,014.46
Indian wars (service pension).....	12,241,273.61
War with Mexico (service pension)....	47,632,572.34
Civil war.....	4,294,596,944.47
War with Spain and insurrection in Philippine Islands.....	42,185,230.84
Regular establishment.....	28,461,369.52
Unclassified	16,499,419.44

Total disbursements for pensions....4,557,539,824.68

SERVICE PENSIONS.

The act of May 11, 1912, grants pensions according to the length of service to persons who served ninety days or more in the military or naval service of the United States during the civil war and were honorably discharged who have reached certain ages, at rates as indicated in the following table:

Age.	90 days.	6 mos.	1 yr.	1½ yrs.	2 yrs.	2½ yrs.	3 yrs.
62.....	\$13.00	\$13.50	\$14.00	\$14.50	\$15.00	\$15.50	\$16.00
66.....	15.00	15.50	16.00	16.50	17.00	18.00	19.00
70.....	18.00	19.00	20.00	21.00	23.00	24.00	25.00
75.....	21.00	22.50	24.00	27.00	30.00	30.00	30.00

It also grants pensions at the maximum rate, \$30 per month, without regard to age or length of service, to persons who served in the military or naval service during the civil war and received honorable discharges, and who were wounded in battle or in line of duty and are now unfit for manual labor by reason thereof, or who from disease or other causes incurred in line of duty resulting in their disabilities are now unable to perform manual labor.

It also provides a rate of \$30 a month for surviving soldiers and sailors of the Mexican war who served sixty days or more and were honorably discharged.

From the date of approval of this act to the close of the last fiscal year, June 30, 1913, the pension bureau received 604,938 applications for pension or increase of pension thereunder, and during that time 429,369 certificates were issued under the act. Only 894 of these, however, were original allowances, or pensions granted to persons never before on the roll under other laws.

SUMMARY OF PENSION BUREAU WORK.

To June 30, 1913.

Year.	Cases on Office	Appl- ca- tions.	Admis- sions.	Rejec- tions.	No bene- fit adju- dicated.	Cases cated.
1904.....	225,523	1,734	254,333	151,211	108,114	8,725 268,050
1905.....	220,822	1,709	217,435	182,207	81,853	4,915 268,975
1906.....	182,453	1,684	201,322	138,809	82,938	4,943 226,690
1907.....	356,181	1,534	440,517	238,249	60,573	3,892 302,715
1908.....	123,483	1,464	185,622	325,140	59,449	3,403 387,992
1909.....	66,226	1,385	152,009	123,610	52,199	1,772 177,581
1910.....	47,295	1,317	132,012	97,207	38,032	1,198 136,447
1911.....	36,793	1,222	120,814	92,274	30,980	1,065 124,319
1912.....	42,464	1,172	508,812	91,120	24,925	623 116,668
1913.....	83,581	1,169	139,565	444,558	26,576	229 471,363

PENSIONS GRANTED BY SPECIAL ACTS OF CONGRESS SINCE MARCH 4, 1861.

Congress.	Number.	Congress.	Number.
37th (1861-1863).....	12	51st (1869-1891).....	1,388
38th (1863-1865).....	27	52d (1891-1893).....	217
39th (1865-1867).....	138	53d (1893-1895).....	119
40th (1867-1869).....	275	54th (1895-1897).....	378
41st (1869-1871).....	85	55th (1897-1899).....	694
42d (1871-1873).....	167	56th (1899-1901).....	1,391
43d (1873-1875).....	182	57th (1901-1903).....	2,173
44th (1875-1877).....	98	58th (1903-1905).....	3,355
45th (1877-1879).....	230	59th (1905-1907).....	6,030
46th (1879-1881).....	96	60th (1907-1909).....	6,690
47th (1881-1883).....	216	61st (1909-1911).....	9,649
48th (1883-1885).....	598	62d (1911-1912).....	6,350
49th (1885-1887).....	856		
50th (1887-1889).....	1,015	Total	42,337

HISTORICAL.

There are now no pensioners on account of the revolutionary war on the roll. Mrs. Phoebe M. Palmeter, who was pensioned by a special act of congress as the daughter of Jonathan Wooley, who served in a New Hampshire company, died at Brookfield, N. Y., April 25, 1911, aged 99 years. The last widow pensioner of that war was Esther S. Damon of Plymouth Union, Vt., who died Nov. 11, 1906, aged 92 years. The last survivor of the revolution was Daniel F. Bakeman, who died at Freedom, Cattaraugus county, N. Y., April 5, 1869, aged 109 years 6 months and 8 days.

The last surviving pensioned soldier of the war of 1812 was Hiram Cronk of Ava, N. Y., who died May 13, 1905, aged 105 years and 16 days. The names of 199 widows of the war of 1812 remained on the pension roll June 30, 1913.

POLITICAL STRIKE IN BELGIUM.

Under the leadership of the socialist party the workers of Belgium to the number of 350,000 entered upon a general strike April 14, 1913, in support of universal suffrage on the "one man, one vote" plan. Under the system in vogue every citizen more than 25 years of age has one vote. Every citizen more than 35 years of age with one or more children and paying \$1 or more in house tax has a supplementary vote, as has also a citizen of more than 25 years of age who owns at least \$400 worth of real estate. Two supplementary votes are given to graduates of universities or men who hold or have held office. No person has more than three votes. In 1911 the total number of voters was

1,700,000, of whom 995,000 had one vote, 395,000 two votes and 310,000 three votes each. Workers in nearly all trades took part in the strike and the business of the country was brought almost to a standstill. Good order was maintained and little or no property was destroyed. The strike ended April 24 when a compromise offered by the liberal leader, F. Masson, was accepted by the socialist party. It was agreed that the question of equalizing the parliamentary franchise should be taken up and some plan adopted for improving upon the old suffrage scheme. Competent economists estimated the money loss caused by the general strike at \$20,000,000.

CAPITAL PUNISHMENT IN THE UNITED STATES.

Capital punishment prevails in all of the states of the union except Kansas, Maine, Minnesota, Rhode Island, Washington and Wisconsin. In Michigan the only crime punishable by death is treason. The death penalty was abolished in the state of Washington in 1913. It was abolished in Iowa in 1872 and restored in 1878. It was also

abolished in Colorado in 1897 but was restored in 1901. Hanging is the ordinary mode of execution, but in Indiana, New York, Nebraska, Ohio, Pennsylvania, Vermont and Virginia electrocution is the legal method. In Nevada hanging or shooting is optional with the condemned.

BATTLE EFFICIENCY, UNITED STATES NAVY.

The battle ship Idaho was awarded the pennant for battle efficiency in 1913, standing first in gunnery and second in engineering, with a final merit mark of 94.652. The Utah, which was first in en-

gineering and second in gunnery, was second with a mark of 87.613. The Michigan was third with 83.421. The Whipple won the pennant in the torpedo class and the A2 in the submarine class.

RATES OF POSTAGE AND MONEY ORDERS.

The domestic letter rate is 2 cents an ounce or fraction thereof, and it applies to the island possessions of the United States, Cuba, Canada, Newfoundland, Labrador, united kingdom, Germany (direct), Mexico, Shanghai, the canal zone and republic of Panama. The foreign letter rate is 5 cents an ounce or fraction thereof, and it applies to all foreign countries in the universal postal union except those named above.

DOMESTIC.

FIRST CLASS—Letters and all written or partly written matter, whether sealed or unsealed, and all other matter sealed or otherwise closed against inspection, 2 cents per ounce or fraction thereof. Postal cards issued by the government sold at 1 cent each; double, or reply cards, 2 cents each. Cards must not be changed or mutilated in any way and no printing or writing other than the address is allowable on the address side. "Private mailing cards" (post cards) require 1 cent postage.

Among the articles requiring first-class postage are blank forms filled out in writing; certificates, checks and receipts filled out in writing; copy (manuscript or typewritten) unaccompanied by proof sheets; plans and drawings containing written words, letters or figures; price lists containing written figures changing individual items; old letters sent singly or in bulk; typewritten matter and manifold copies thereof, and stenographic notes.

SECOND CLASS—All regular newspapers, magazines and other periodicals issued at stated intervals not less frequently than four times a year, when mailed by publishers or news agents, 1 cent a pound or fraction thereof; when mailed by others, 1 cent for each four ounces or fractional part thereof.

THIRD CLASS—Books, circulars, pamphlets and other matter wholly in print (not included in second-class matter), 1 cent for each two ounces or fractional part thereof. The following named articles are among those subject to third-class rate of postage: Almanacs, architectural designs, blue prints, bulbs, seeds, roots, scions and plants, calendars, cards, press clippings with name and date of papers stamped or written in, engravings, samples of grain in its natural condition, imitation of hand or type written matter when mailed at post-office window in a minimum number of twenty identical copies separately addressed; insurance applications and other blank forms mainly in print; printed labels, lithographs, maps, music books, photographs, tags, proof sheets, periodicals having the character of books, and publications which depend for their circulation upon offers of premiums.

FOURTH CLASS—All matter not in the first, second or third class which is not in its form or nature liable to destroy, deface or otherwise damage the contents of the mailbag or harm the person of any one engaged in the postal service, 1 cent an ounce or fraction thereof. Included in fourth-class mail matter are the following articles: Blank books, blank cards or paper, blotters, playing cards, celluloid, coin, craven pictures, cut flowers, metal or wood cuts, drawings, dried fruit, dried plants, electrotype plates, framed engravings, envelopes, geological specimens, letter heads, cloth maps, samples of merchandise, metals, minerals, napkins, oil paintings, paper bags or wrapping paper, photograph albums, printed matter on other material than paper, queen bees properly packed, stationery, typewriters, wall paper and wooden rulers bearing printed advertisements.

UNMAILABLE MATTER—Includes that which is prohibited by law, regulation or treaty stipulation and that which by reason of illegible or insufficient address cannot be forwarded to destination. Among the articles prohibited are poisons, explosives or inflammable articles, articles exhaling bad odors, vinous, spirituous and malt liquors, specimens of disease germs, lottery letters and circulars, indecent and scurrilous matter.

SPECIAL DELIVERY—Any article of mailable matter bearing a 10-cent special delivery stamp in addition to the regular postage is entitled to immediate delivery on its arrival at the office of address between the hours of 7 a. m. and 11 p. m. If the office be of the free delivery class, and between the hours of 7 a. m. and 7 p. m., if the office be other than a free delivery office.

REGISTRATION—All mailable matter may be registered at the rate of 10 cents for each package in addition to the regular postage, which must be prepaid. An indemnity not to exceed \$50 will be paid for the loss of first-class registered matter, and 50 francs (\$10) in case of the loss of a registered article addressed to a country in the universal postal union, under certain conditions.

LIMITS OF WEIGHT—No package of third or fourth class matter weighing more than four pounds, except single books, will be received for conveyance by mail. The limit of weight does not apply to second-class matter mailed at the second-class rate of postage, or at the rate of 1 cent for each four ounces, nor is it enforced against matter fully prepaid with postage stamps affixed at the first-class or letter rate of postage.

POST CARDS—A post card must be an unfolded piece of cardboard not exceeding 3.9-16 by 5.9-16 inches, nor less than 2 3/4 by 4 inches in size; it must be in form and quality and weight of paper substantially like the government postal cards; it may be of any color not interfering with the legibility of the address; the face of the card may be divided by a vertical line, the right half to be used for the address only and the left for the message, etc.; very thin sheets of paper may be attached to the card, and such sheets may bear both writing and printing; advertisements may appear on the back of the card and on the left half of the face. Cards bearing particles of glass, metal, mica, sand, tinsel or similar substances are unmailable except in envelopes.

FOREIGN.

Letter postage to Germany is 2 cents an ounce or fraction (in direct German steamers only); to Newfoundland, Great Britain and Ireland, 2 cents an ounce or fraction.

The rates of postage to all foreign countries (except Canada, Mexico, Panama and Cuba, which are the same as domestic rates) are as follows: Letters, for the first ounce or fraction..... 5 cents
Letters, for each additional or fraction of an ounce..... 3 cents

Postal cards, each..... 2 cents
Newspapers and other printed matter, per 2 oz..... 1 cent

Registration fee on letters or other articles..... 10 cents
Commercial papers, packages not in excess of 10 ounces..... 5 cents

Commercial papers, packages in excess of 10 ounces, each 2 ounces or fraction.... 1 cent
Samples of merchandise, packets not in excess of 4 ounces..... 2 cents

Samples of merchandise, packets in excess of 4 ounces, each 2 ounces or fraction... 1 cent

LIMIT OF WEIGHT—Packages of printed matter and commercial papers, 4 pounds 6 ounces; samples of merchandise, 12 ounces.

PREPAYMENT OF POSTAGE—Foreign mail should at all times be fully prepaid. If not fully prepaid double the deficiency will be collected upon delivery.

INTERNATIONAL REPLY COUPONS—These reply coupons, of the denomination of 6 cents each, are issued for the purpose of sending to correspondents in any of the countries named below. The foreign correspondent may exchange the coupons for postage stamps of that country equal in value to a 5 cent United States postage stamp, using the stamp for reply postage. The countries in which the reply coupon is valid are as follows:

Argentina, Austria and the Austrian postoffices in the Levant, Belgium, Bosnia-Herzegovina, Bulgaria, Chile, Korea, Costa Rica, Crete, Cuba, Denmark, Danish West Indies, Egypt, France, Germany, Great Britain, British postoffices in Morocco and Turkey, British colonies of Australia, Bahamas, Bechuanaland, Canada, Cape of Good Hope, Ceylon, Cook Islands, Dominica, East Africa, Ellice, Gibraltar, Gilbert, Gold Coast, Honduras (British), Hongkong and Hongkong offices in China, India, Labuan, Malta, Natal, Newfoundland, New Guinea, New Zealand, Seychelles, Sierra Leone, Solomon, Somaliland, South Rhodesia, Straits Settlements, Tasmania, Transvaal, Trinidad, Uganda, Zululand, Greece, Haiti, Honduras (Republic of), Hungary, Italy, Japan, Liberia, Luxemburg, Mauritius and dependencies, Mexico, Netherlands, Netherlands

Gulfana, the Netherlands Indies, Norway, Roumania, Salvador, Siam, Southern Nigeria, Spain, Sweden, Switzerland, Tunis, Turkey.

MONEY ORDERS.

DOMESTIC.

For domestic money orders in denominations of \$100 or less the following fees are charged:

For orders for sums not exceeding \$2.50.....	3c
For over \$2.50 and not exceeding \$5.....	5c
For over \$5 and not exceeding \$10.....	8c
For over \$10 and not exceeding \$20.....	10c
For over \$20 and not exceeding \$30.....	12c
For over \$30 and not exceeding \$40.....	15c
For over \$40 and not exceeding \$50.....	18c
For over \$50 and not exceeding \$60.....	20c
For over \$60 and not exceeding \$75.....	25c
For over \$75 and not exceeding \$100.....	30c

INTERNATIONAL.

International money orders issued payable in Algeria, Apia (Samoa), Argentine Republic, Australia, Austria, Azores, Belgium, Baluchistan, Beirut, Bolivia, Borneo, Bosnia, British Bechuanaland, British Central Africa, British East Africa, Bulgaria, Cape Colony, Caroline Islands, Ceylon, Chile, China, Cook Islands, Costa Rica, Crete, Cyprus, Denmark, Dutch East Indies, Egypt, Falkland Islands, Faroe Islands, Fiji Islands, Finland, Formosa, France, Germany, Gibraltar, Great Britain and Ireland and Scotland, Greece, Helgoland, Herzegovina, Holland, Republic of Honduras, Hongkong, Hungary, Iceland, British India, Italy, Jaffa, Japan, Jask (Persia), Java, Jerusalem, Kongo Free States, Korea, Liberia, Luxembourg, Mandelara Islands, Malacca, Malta, Manchuria, Mauritius, Monaco, (Principality of), Montenegro, Morocco, Natal, Netherlands, New Guinea, New South Wales, New Zealand, North Borneo, Northern Nigeria, Norway, Orange River Colony, Palestine, Panama, Penrhyn Island, Persia, Peru, Pescadores Islands, Portugal, Queensland, Rhodes, Rhodesia, Roumania, Russia, St. Helena, Saghalien (Japanese), San Marino, Savage Island, Serbia, Seychelle Islands, Siam, South Australia, Spice Islands, Straits Settlements, Sumatra, Sweden, Switzerland, Tasmania, Transvaal, Tripoli, Tunis, Turkey, Turks Island, Uruguay, Victoria, Wales, Western Australia, Zambesia, Zanzibar and Zululand (South Africa).

Rates of fees for money orders payable in Apia, Austria, Belgium, Bolivia, Cape Colony, Costa Rica, Denmark, Egypt, Germany, Honduras, Hongkong, Hungary, Italy, Japan, Liberia, Luxemburg, New South Wales, New Zealand, Orange River Colony, Peru, Portugal, Queensland, Russia, Salvador, Switzerland, Tasmania, Transvaal, Uruguay and Victoria.

For orders from—	For orders from—
\$0.01 to \$2.50.....\$0.10	\$30.01 to \$40.00.....\$0.45
2.51 to 5.00......15	40.01 to 50.00......50
5.01 to 7.50......20	50.01 to 60.00......60
7.51 to 10.00......25	60.01 to 70.00......70
10.01 to 15.00......30	70.01 to 80.00......80
15.01 to 20.00......35	80.01 to 90.00......90
20.01 to 30.00......40	90.01 to 100.00.....1.00

When payable in Chile, France, Greece, Netherlands (Holland), Norway and Sweden:

For orders from—	For orders from—
\$0.01 to \$10.00.....\$0.10	\$50.01 to \$60.00.....\$0.60
10.01 to 20.00......20	60.01 to 70.00......70
20.01 to 30.00......30	70.01 to 80.00......80
30.01 to 40.00......40	80.01 to 90.00......90
40.01 to 50.00......50	90.01 to 100.00.....1.00

The amount payable in Mexico in Mexican currency will be at the rate of 2 pesos for every dollar and 2 centavos for every cent.

The maximum amount for which a single international money order may be drawn is \$100. The value of the British pound sterling in United States money is fixed by convention at \$4.87; the Austrian crown at 20 4-10 cents; the German mark at 23 9-10 cents; Danish, Swedish and Norwegian kroner at 26 9-10 cents; French, Swiss or Belgian franc and Italian lire at 19 4-10 cents; Netherlands florin at 40 2/3 cents; Portugal escudo and centavo at \$1.08; Russian ruble at 51 46-100 cents, \$1=1 ruble 94 33-100 kopecks.

PARCEL POST.

DOMESTIC.

Unsealed matter of the fourth class (parcel post), which embraces all available merchandise not exceeding in size 72 inches in length and girth combined, and not exceeding 20 pounds in weight for delivery within the first and second zones and 11 pounds within the other zones, is mailable at post-offices, branch postoffices, lettered and local named stations and such numbered stations as may be designated by the postmaster. It may also be received by rural and other carriers authorized to receive such matter. Parcels must be so prepared that their contents may easily be examined.

RATES—For packages weighing 4 ounces or less the rate is 1 cent per ounce flat. The rates on parcels weighing more than 4 ounces vary with the distance, or the zones to which the articles are addressed and are by the pound or fraction thereof. For the first zone, which includes the territory within the local delivery of any office, the rate is 5 cents for the first pound and 1 cent for each additional two pounds or fraction thereof. This rate applies also to parcels for delivery on rural routes emanating from that postoffice. For the second zone, which includes the territory embraced within 150 miles of any given postoffice, the rate is 5 cents for the first pound and 1 cent for each additional pound or fraction thereof. The limit of weight in these two zones is 20 pounds. Rates for the other zones follow:

Zone.	1st lb.	Lb.*	11 lbs.
150-300 mile zone.....	.07	.05	.57
300-600 mile zone.....	.08	.06	.68
600-1,000 mile zone.....	.09	.07	.79
1,000-1,400 mile zone.....	.10	.09	1.00
1,400-1,800 mile zone.....	.11	.10	1.11
Over 1,800 miles.....	.12	.12	1.32

*Each additional pound.

Distinctive stamps are not required; parcels may be mailed with ordinary stamps affixed.

The special delivery service includes articles sent by parcel post. The fee is the same—10 cents in special delivery or ordinary stamps.

Packages may be sent C. O. D. by parcel post. Charges, not to exceed \$100 on a single package, are collected from addressees. The fee for collection is 5 cents on parcels up to a value of \$25 and 10 cents on parcels up to a value of not more than \$50. The fee, which is paid by the sender, insures the parcel against loss to the actual value of the contents up to \$25 and \$50 according to the fee paid.

FOREIGN.

Mailable merchandise in unsealed packages may be sent to the countries named in the following list subject to the conditions herewith given:

Postage—12 cents a pound or fraction thereof, fully prepaid.

Weight limit—11 pounds (except to certain post-offices in Mexico).

Dimensions—To all countries named packages are limited to 3 1/2 feet in length, and to 6 feet in length and girth combined, except that packages for Colombia and Mexico are limited to 2 feet in length and 4 in girth.

Value limit—To Ecuador, \$50; other countries, none.

Registry—Parcels may be registered on payment of a fee of 10 cents in addition to postage. Parcel post packages sent to Barbados, Curacao, Dutch Guiana, France, Great Britain and Ireland, Guadeloupe, Martinique, the Netherlands and Uruguay cannot be sent by registered mail. Packages to those countries can be registered only when sent at the letter rate of postage.

A parcel when sent as parcel post must not be posted in a letter box, but must be taken to the foreign branch, general postoffice, or any postal station, and presented to the person in charge, between the hours of 9 a. m. and 5 p. m., where a declaration of contents must be made, a record kept and a receipt given for the parcel.

Following is a list of parcel post countries: Austria, including Tasmania. Austria, including the Austrian offices in the Ottoman empire at Alexandretta, Beirut, Caifa, Candia, Canea, Cavalla, Chios, Dardanelles, Dedeagh,

Durazzo, Ineboli, Jaffa, Janina, Jerusalem, Keras-sonda, Miersina, Mityicene, Pievesa, Rittimo, Rhodes, Saloniki, Sausoun, San Giovanni di Medua, Santi Quaranta, Scutari d'Albanie, Smyrna, Trebizond, Tripoli (Syria), Valona, Vathi (Samos).

Bermuda. Bahamas.

Bolivia. Barbados.

Belgium.

Brazil (cities of Rio de Janeiro, Sao Paulo, Bello

Horizonte, Bahia, Pernambuco and Para only).

British Guiana.

Chile.

Costa Rica.

Colombia.

Curacao, including Aruba, Bonaire, Saba, St. Eus-

tatius and Dutch part of St. Martins.

Danish West Indies (St. Croix, St. John, St. Thomas).

Denmark, including Iceland and Faroe Islands.

Dominican Republic. Ecuador.

Dutch Guiana. France.

Germany, including German postoffices in Africa

and China as follows:

Cameroun (Kamerun)—Akoninglon, Bamenda, Ban-jo, Bibundi, Bipindihof, Bonaberi, Bonambasi, Buea, Campo, Dsehang, Duala, Dume, Ebolowo, Edea, Garua, Jabassi, Jaunce, Johann-Albrechts-hobe, Joko, Kribi, Kuserri, Lobetal, Lolodori, Lomie, Longji, Marienberg, Molundu, Mundeck, Nyanga, Ossidinge, Plantation, Rio de Rey and Victoria.

Togo—Agome-Pallime, Anecho, Assahun, Atak-pame, Ho, Kete-Kratschi, Kpandu, Lome, Noepe, Noutja, Porto Seguro, Sokode, Tokpli and Tsewie.

German East Africa—Amani, Aruscha, Bagamojo, Bismarckburg, Bulko, Bukoba, Daresalaam, Iringa, Killimatunde, Kilossa, Kilwa, Kondoal-Irangi, Korogwe, Lindi, Mahenge, Mkindani, Mkalama, Mkumbura, Mohorc, Mombo, Morogoro, Moschi, Mpuapa, Muaja, Muansa, Huhesa, Neu-Langenberg, Ngerengere, Pangani, Ruanda, Sadani, Schirati, Ssongea, Tabora, Tanga, Tschole, Udjidpi, Usun-bura, Wiedhafen and Wilhelmstal.

German Southwest Africa—Arahoab, Aris, Aul, Aus, Berseba, Bethanien, Brackwasser, Brackwater (Bz. Windhuk), Empfangnisbucht, Epukiro, Fahlg-ras (Bz. Windhuk), Gibeon, Gobabi, Gochas, Groofoontein, Gross-Barmen, Gross-Witvley, Guechab, Haris, Hasuur, Hatsamas, Hoachanas, Hohewarte, Jakalswater, Johann-Albrechtshobe, Kalkfeld, Kalk-fontein (Sud), Kanus, Karibib, Keetmanshoop, Kahn, Koes, Kolmannskuppe, Kub, Kubas, Kuisib, Ludertzbucht, Maltaahobe, Mariental, Nauchas, Neu-damm, Okahandja, Okasiss, Okaukwejo, Okombabe, Omaruru, Onguati, Osona, Otawi, Otjibawera, Ot-jimbingwe, Otjivarongo, Otjosenjati, Outjo, Prin-zenbucht, Ramansdrift, Rehoboth, Seeheim, Seeis, Swakopmund, Tsumeb, Ukamas, Usakos, Waldau, Warmbad, Waterberg, Wilhelmstal and Windhuk.

China (through German office at Shanghai)—Chinkiang, Hangkow, Nanking, Tsinanfoo, Weih-sien, Kiowehow, Litsun, Mecklinburghaus, Shatsi-koo, Sifang, Tabutuw, Tsangkow, Tsingtow, Tsing-tow-Grosser-Hafen, Tsingtow Tapatau, Shanghai.

Great Britain and Ireland.

Guadeloupe, including Marie Galante, Desade, Les Saints, St. Bartholomew and the French portion of St. Martins.

Guatemala. Honduras, British.

Haiti. Honduras, republic of.

Hongkong, including the following cities in China—Aberdeen, Amoy, Autan, Canton, Chungchow, Foochow, Hoilhow (Kingchow), Hongkong, Kow-loon, Liukungtau, Ningpu, Pingshan, Saikung,

Shatin, Shootowkok, Shanghai, Sheungshui, Stan-ley, Swatow, Taio, Taipo, Weihaiwei.

Hungary.

Italy, including Republic of San Marino, Italian colonies of Benadir and Erythrea and the Italian offices in the Ottoman empire; Bengazi (North Africa), Durazzo (Albania), Galata (Constanti-nople), Jerusalem (Palestine), Canea (Crete), Pera (Constantinople), Saloniki (Roumelia), Scutari (Asia Minor), Stamboul (Constantinople), Tripoli-in-Barbary, Valona (Albania).

Jamaica, including the Turks and Caicos islands.

Japan, including Formosa, Karafuto (Japanese Sag-ballen) and Korea; Amoy, Changsha, Chefoo, Foochow, Hangchow, Kiukiang, Newchwang, Pe-kin, Shanghaiakwan, Shasi, Soochow, Toukou, Tientsin, Wuhu, in China; Antoken (Antung), Bujun (Fushun), Chosum (Changechun), Dalen (Tairen, Tairen, formerly Dalny), Daisekkio (Tashichiao), Daitoka (Datungkou), Furanten (P-ulentien), Gafaci (Kaping), Glukaton (Newchatun), Gwaboten (Wafantein), Hishiiko (Pitsuwo), Hon-koiko (Penshibu), Hoten (Mukden), Howojro (Fenghuangcheng), Kaigen (Kalyuen), Kaijo (Hai-menzo), Kinsun (Chinchow), Koshurei (Kun-g-chung), Rikjun (Port Arthur), Biyo (Liaoyang), Rijukton (Lanshutun), Senkinsai (Chienchinsai), Shiheigei (Sungpingchien), Shiminfu (Shingming-fu), Shoto (Changtu), Sokato (Tsaohokow), Soka-to (Shichiatun), Taikazn (Takwsban), Tetsurei (Tiehsing), Yendai (Yentai), Yugakujreo (Hsiung-yoeheng) in Manchuria.

Leeward islands, (Antigua with Barbuda and Redonda, St. Kitts, Nevis with Anguilla, Domin-ica, Montserrat and the Virgin islands).

Martinique. Mexico.

Netherlands.

Newfoundland, including Labrador. From October to June parcel post packages are not forwarded from Newfoundland to Labrador.

New Zealand, including Fanning island.

Nicaragua.

Norway.

Panama. To the following named postoffices—Aguadulce, Alange, Anton, Arrajain, Atalaya, Basti-mentos, Bejuco, Bocas de Cupe, Bocas del Drago, Bocas del Toro, Boqueron, Boquete, Bugaba, Cac-ique, Calobre, Cana, Canazas, Capira, Cermeno, Chagres, Chame, Changulinola, Chapigana, Chepo, Chiriqui Grande, Chitre, Chorrera, Cituro, Colon, David, Divala, Donoso, El Llano, El Real, Gar-chine, Gualaica, Guarare, Horconces, Isia Grande, Jaque, Jurado, La Guayra, La Mesa, La Palma, La Pintada, La Villa, Las Lajas, Las Minas, Las Palmas, Las Penas, Las Tablas, Llanosucio, Los Pozos, Los Remedios Macaracas, Miguel de la Borda, Montije, Nata, Nombre de Dios, Ocu, Ola, Otoque, Pacora Palenque, Panama, Parita, Pe-dasi, Penonome, Pese, Pinogana, Playa Damas, Poci de Aguadulce, Poci de las Tablas, Porto-belo, Puerto Obaldia, Rio de Jesus, Rio Indio, Saboga, San Carlos, San Felix, San Francisco, San Lorenzo, San Miguel, San Pablo, Santa Fe, Santa Isabel, Santa Maria, Santiago, Sixaola, Sona, Taboga, Tole, Tonosi, Tocuti, Viento Frio and Yaviza.

Peru.

Salvador. Sweden.

Trinidad, including Tobago.

Uruguay. Venezuela.

Windward islands, including Grenada, St. Vin-cent, the Grenadines and St. Lucia.

COMMISSION ON INDUSTRIAL RELATIONS.

Appointed by President Wilson, June 26, 1913.

Frank P. Walsh, lawyer, Kansas City, Mo.

John R. Commons, professor of political economy at the University of Wisconsin.

Mrs. J. Borden Harriman, philanthropist, New York city.

Frederic A. Delano, president of the Wabash Rail-road company, Chicago.

Harris Weinstock, merchant, Sacramento, Cal.

S. Thurston Ballard, miller, Louisville, Ky.

John B. Lennon, treasurer of the American Federa-tion of Labor, Bloomington, Ill.

James O'Connell, vice-president of the American Federation of Labor, Washington, D. C.

Austin B. Garrettson, president of the Order of Railway Conductors, Cedar Rapids, Ia.

The duty of the commission is to inquire into the general condition of labor in the principal indus-tries of the United States, including agriculture, and especially those which are carried on in cor-porate forms. It is to seek to discover the under-lying causes of dissatisfaction in the industrial situation and report its conclusions thereon. (Act of Aug. 23, 1912.)

Election Returns.

POPULAR VOTE FOR PRESIDENT (1912).

[Compiled by the bureau of statistics from reports on file in the department of state, Washington, D. C.]

STATE.	Dem.		Rep.	Soc.	Pro.	S. L.	Dem.	Prog.	Rep.	Total		
	Wilson.	Roosevelt									Taft.	Debs.
Alabama	82,438	22,680	9,732	3,029	59,758	117,879		
Arizona	10,324	6,949	3,021	3,163	295	3,375	23,722		
Arkansas	63,338	21,673	24,467	3,151	44,371	124,029		
California	283,436	283,610	3,914	7,201	23,396	174	673,527		
Colorado	114,232	72,306	53,386	16,418	5,003	475	208,880		
Connecticut	74,561	34,129	68,324	10,056	2,008	1,260	190,398		
Delaware	22,631	8,886	15,997	556	623	6,634	48,633		
Florida	36,417	4,535	4,279	4,806	1,854	31,611	51,891		
Georgia	93,076	21,980	5,191	1,026	147	71,096	121,420		
Idaho	33,921	25,527	32,810	11,960	1,537	1,111	105,755		
Illinois	405,043	386,473	253,533	81,278	15,710	4,066	1,146,173		
Indiana	281,890	162,007	151,267	36,931	19,249	3,130	654,474		
Iowa	185,325	161,819	119,805	16,967	8,440	492,356		
Kansas	143,663	120,210	74,845	26,779	23,453	481,009		
Kentucky	219,534	102,766	115,512	11,647	3,233	956	338,186		
Louisiana	69,371	9,223	3,334	5,249	51,243	129,640		
Maine	51,113	48,495	28,345	2,541	946	129,640		
Maryland	112,674	57,789	54,956	3,996	2,244	322	231,981		
Massachusetts	173,408	142,228	155,248	12,616	2,754	1,102	488,056		
Michigan	150,751	214,584	152,244	23,211	8,984	1,252	62,340	550,976		
Minnesota	106,426	125,856	64,334	27,505	7,886	2,212	19,430	334,219		
Mississippi	57,227	3,645	1,395	2,061	53,582	64,528		
Missouri	330,746	124,371	207,821	28,466	5,380	1,178	698,532		
Montana	27,941	22,456	18,512	10,885	32	5,485	79,286		
Nebraska	109,008	72,614	54,029	10,174	3,383	249,208		
Nevada	7,986	5,620	3,196	3,313	2,366	20,115		
New Hampshire	34,724	17,794	32,927	1,980	535	1,797	87,900		
New Jersey	174,232	145,409	85,334	15,900	2,875	1,322	424,622		
New Mexico	22,130	8,347	11,900	2,859	51,243	71,245		
North Carolina	655,475	390,021	455,428	63,381	19,427	4,251	1,587,983		
North Dakota	144,507	69,667	29,139	117	1,025	244,455		
Ohio	29,555	25,726	23,050	6,966	1,243	86,580		
Oklahoma	424,834	239,807	278,168	90,144	11,511	2,630	1,037,004		
Oregon	119,156	90,786	41,674	2,185	253,801		
Pennsylvania	407,064	37,600	34,673	13,363	4,390	704	51,807	157,640		
Rhode Island	305,619	447,426	273,305	80,915	19,533	1,217,532		
South Carolina	30,412	16,878	27,703	2,049	616	236	77,994		
South Dakota	43,357	1,293	536	164	47,064	50,350		
Tennessee	45,942	58,811	4,602	3,910	9,899	116,325		
Texas	130,335	63,735	59,444	3,492	853	247,821		
Vermont	219,489	28,530	22,745	2,586	1,638	301,788		
Virginia	36,579	24,174	42,100	9,023	509	5,521	112,385		
Washington	15,354	22,132	23,332	928	1,035	1,200		
West Virginia	90,332	21,777	23,288	820	709	50	136,976		
Wisconsin	86,840	113,686	70,445	40,134	9,810	1,872	26,558	322,790		
Wyoming	113,046	78,977	56,667	15,336	4,594	268,560		
Wisconsin	164,228	62,460	130,635	33,481	8,586	522	339,972		
Wyoming	15,310	9,232	14,560	2,700	434	42,296		
Total	6,286,214	4,126,020	3,483,922	897,011	208,923	29,079	1,827,090	170,478	6,721	15,031,169
Plurality	2,160,194

*In California the electoral vote was split, the progressives getting eleven and the democrats two. The highest progressive elector received 174 more votes than the highest democratic elector †Okla-

homa had no progressive ticket, though it was generally understood that the republican electors favored Roosevelt. †There were no republican electors on the official ballot in South Dakota.

ALABAMA (Population in 1910, 2,138 093).

Population in 1910.	COUNTIES.						PRESIDENT 1912—		PRES. 1908—		Population.	Wilson	Roosevelt	Taft	Debs	Bryan	Taft
	(67)						Dem. Prog. Rep. Soc.		Dem. Rep.								
	Wilson	Roosevelt	Taft	Debs	Bryan	Taft	Taft										
20039 Autauga	622	127	42	56	655	97	32124 Covington	1251	147	110	193	1054	315		
19178 Baldwin	629	141	37	125	439	107	23315 Crenshaw	1896	127	47	7	1100	311		
32728 Barbour	1155	89	13	17	1303	43	28321 Cullman	1250	1374	264	27	1239	1521		
22791 Bibb	820	178	40	103	670	139	21573 Dale	1059	443	99	3	921	346		
21456 Blount	1121	580	567	32	1133	973	53401 DeKalb	1461	18	16	16	1430	28		
30196 Bullock	736	2	4	782	10	28261 DeKalb	1379	623	492	31	1305	1104		
23010 Butler	903	80	86	19	727	137	28245 Escambia	1152	167	81	10	1043	193		
39115 Calhoun	1666	423	238	32	1438	570	10889 Etowah	829	74	52	13	614	112		
30256 Chambers	1486	113	28	9	1025	50	39109 Fayette	1511	887	354	144	1309	926		
20226 Cherokee	814	739	88	47	712	602	16248 Foyate	762	306	433	20	731	678		
23187 Chilton	880	1154	140	72	656	891	19963 Franklin	649	570	309	75	650	652		
18483 Choctaw	489	69	7	4	590	44	26230 Geneva	891	511	99	37	854	501		
36387 Clarke	1024	12	13	25	1179	50	22717 Greene	418	4	4	423	12		
2146 Clay	1109	939	64	2	893	504	27883 Hale	720	7	4	714	13		
13385 Cleburne	691	510	134	2	2168	56	20345 Henry	711	153	47	26	723	79		
26119 Coffee	127	395	68	67	1305	341	32414 Houston	1180	346	82	45	935	242		
24822 Colbert	946	242	228	79	849	352	32918 Jackson	1597	406	229	23	1404	469		
21433 Conecuh	802	103	60	26	651	111	33476 Jefferson	8887	2034	706	612	7803	2182		
19634 Coosa	763	317	109	17	717	447	27487 Lamar	839	163		
								30936 Lauderdale	1386	297	263	72	1177	427		
								21984 Lawrence	643	261	198	32	602	344		

Population.	Wilson	Roosevelt	Taft	Debs	Bryan	Taft
22867 Lee	1179	43	43	60.	1126	
16880 Limestone	1012	83	90	34.	1188	238
31894 Lowndes	583	10	7	4.	633	36
26049 Macon	647	23	24	—	482	38
47451 Madison	2146	357	150	91.	2168	277
39223 Marengo	1886	20	9	1.	1333	78
11496 Marion	1038	205	378	7.	1100	589
28583 Marshall	1457	1184	428	24.	1313	925
80854 Mobile	3009	445	140	168.	2422	447
27155 Monroe	878	21	2	3.	856	18
52178 Montgomery	3047	131	43	17.	2621	79
33781 Morgan	1686	362	241	82.	1548	494
31222 Perry	731	31	3	14.	776	12
25055 Pickens	815	73	22	16.	816	69
30815 Pike	1238	48	13	5.	1507	39
24659 Randolph	1177	306	268	—	799	385
25937 Russell	1553	35	4	22.	516	33
26849 Shelby	1181	1253	201	42.	820	781
20715 St. Clair	787	687	200	75.	1011	1251
28359 Sumter	701	2	9	10.	719	3
37921 Talladega	1312	395	111	1.	1010	351
31034 Tallapoosa	1886	151	84	22.	1843	104
47659 Tuscaloosa	1695	158	87	49.	1729	168
37013 Walker	2063	504	881	127.	1632	1367
14454 Washington	405	18	14	12.	464	40
33810 Wilcox	878	7	7	6.	1027	2
12855 Winston	508	893	292	7.	443	949
Total	82438	22680	9732	3029.	74374	25808
Plurality	57758				49066	
Per cent.	69.87	19.27	8.28	2.58.	71.33	24.47
Total vote	116832				103869	

For president in 1908 D.bs, Soc., received 1,309 votes.

FOR REPRESENTATIVES IN CONGRESS, 1912.

At Large—John W. Abercrombie, Dem.	86,662
Asa E. Stratton, Rep.	9,548
J. C. Maxwell, Soc.	2,525
1. The counties of Choctaw, Clarke, Marengo, Mobile, Monroe and Washington.	
George W. Taylor, Dem.	9,939
W. M. Doyle, Soc.	213
2. The counties of Baldwin, Butler, Conecuh, Covington, Crenshaw, Escambia, Montgomery, Pike and Wilcox.	
S. H. Dent, Jr., Dem.	11,197
3. The counties of Barbour, Bullock, Coffee, Dale, Geneva, Henry, Houston, Lee and Russell.	
Henry D. Clayton, Dem.	11,225
4. The counties of Calhoun, Chilton, Cleburne, Dallas, Shelby and Talladega.	
Fred L. Blackmon, Dem.	7,740
A. P. Longshore, Prog.	3,060
W. H. Sturdivant, Rep.	693
5. The counties of Autauga, Chambers, Clay, Coosa, Elmore, Lowndes, Macon, Randolph and Tallapoosa.	
J. Thomas Heffin, Dem.	10,210
6. The counties of Fayette, Greene, Lamar, Marion, Hale, Pickens, Sumter, Tuscaloosa and Walker.	
Richard P. Hobson, Dem.	9,156
Charles P. Lunsford, Rep.	2,174
7. The counties of Cherokee, Cullman, DeKalb, Etowah, Franklin, Marshall, St. Clair and Winston.	
J. L. Burnett, Dem.	9,770
Sumter Cogswell, Prog.	5,462
John J. Stephens, Rep.	2,711
8. The counties of Colbert, Jackson, Lauderdale, Lawrence, Limestone, Madison and Morgan.	
William Richardson, Dem.	10,753
William E. Hotchkiss, Rep.	1,160
W. L. Conner, Soc.	245
9. The counties of Bibb, Blount, Jefferson and Perry.	
O. W. Underwood, Dem.	12,584
Fredrick B. Parker, Rep.	1,598

LEGISLATURE.	Senate.	House.	J. R.
Democrats	34	103	137
Republicans	1	4	5

STATE OFFICERS. (All democrats.)
 Governor—Emmett O'Neal.
 Lieutenant-Governor—Walter D. Seel.
 Attorney-General—R. C. Brickell.
 Secretary of State—Cyrus B. Brown.
 State Auditor—C. Brooks Smith.
 State Treasurer—John Purifoy.
 Superintendent of Education—W. F. Feagin.
 Commissioner of Agricult. and Industries—R. F. Kolb.

ARIZONA (Population in 1910, 204,354).

Population in 1910.	COUNTIES.		PRESIDENT 1912				Pro. Chafin
	Wilson	Taft	Dem.	Rep.	Prog.	Soc.	
9196 Apache	106	58	81	10	1		
34751 Cochise	1947	379	1405	815	20		
8180 Coconino	338	234	172	96	3		
10580 Gila	774	205	551	505	9		
23547 Graham	534	98	242	163	5		
Greenlee (new)	587	103	268	111	2		
34488 Maricopa	2389	653	1800	466	122		
14773 Mohave	319	74	220	188	4		
11491 Navajo	286	161	229	10	6		
22818 Pinal	682	353	620	107	23		
4045 Pinal	351	77	346	61	1		
6766 Santa Cruz	247	55	135	37	1		
16986 Yavapai	988	452	524	355	19		
7753 Yuma	422	88	358	186	5		
Total	10174	2975	6881	3139	222		
Plurality	3293						
Per cent.	43.49	12.72	29.42	13.42	.95		
Total vote			23391				

FOR REPRESENTATIVES IN CONGRESS, 1912.
 Carl Hayden, Dem. 11,389
 Thomas E. Campbell, Rep. 3,110
 R. S. Fisher, Prog. 5,819
 Mr. Smith, Soc. 3,034
 Mr. Gibson, Pro. 193

LEGISLATURE.	Senate.	House.	J. R.
Democrats	15	30	45
Republicans	4	5	9

STATE OFFICERS. (All democrats.)
 Governor—G. W. P. Hunt.
 Secretary—S. P. Osborn.
 Auditor—J. C. Callaghan.
 Treasurer—D. J. Callahan.

ARKANSAS (Population in 1910, 1,574,449).

Population in 1910.	COUNTIES.		PRESIDENT 1912			
	Wilson	Taft	Dem.	Rep.	Prog.	Soc.
16103 Arkansas	880	219	305	46		
25238 Ashley	1089	439	346	82		
16889 Baxter	536	142	176	142		
33882 Baxter	2353	511	660	296		
14318 Boone	682	280	276	81		
14518 Bradley	772	137	177	101		
9894 Calhoun	438	72	147	109		
16829 Carroll	919	464	358	122		
21987 Chicot	419	89	308	22		
23886 Clark	1051	376	262	36		
23690 Clay	1299	622	358	218		
11903 Cleburne	517	138	118	127		
13481 Cleveland	685	275	98	33		
23820 Columbia	1101	340	157	42		
22729 Conway	1435	527	364	53		
27627 Craighead	1259	269	229	297		
23942 Crawford	363	467	423	81		
22447 Crittenden	423	89	285	—		
14042 Cross	491	293	234	79		
12321 Dallas	654	228	406	28		
15274 Desha	314	52	161	13		
21960 Drew	882	424	194	43		
2708 Faulkner	1316	402	264	111		
20638 Franklin	1113	258	194	184		
12193 Fulton	590	153	236	45		
27271 Garland	1046	300	533	148		
9425 Grant	440	110	47	25		
23852 Green	1251	286	259	239		
28882 Hempstead	1248	826	468	92		
15022 Hot Springs	668	218	177	42		
16898 Howard	760	321	187	66		
24776 Independence	1255	412	395	168		
14561 Izard	746	215	137	52		
23501 Jackson	837	543	159	161		
52734 Jefferson	1659	579	753	146		
19698 Johnson	926	189	236	151		
18741 Lafayette	498	208	165	10		
20001 Lawrence	929	218	167	125		
24232 Lee	968	665	194	15		
15118 Lincoln	340	292	152	86		
13887 Little River	615	232	87	101		
26350 Logan	1319	333	765	149		
27983 Lonoke	1129	254	425	71		
16056 Madison	982	786	231	71		
10203 Marion	537	160	145	157		
19555 Miller	846	331	195	106		
30468 Mississippi	767	263	183	87		
19907 Monroe	537	400	201	76		
12455 Montgomery	471	221	262	137		
18944 Nevada	607	322	268	93		

Population.	Wilson	Taft	Roosevelt	Debs
10612 Union.....	290	285	247	74
21774 Ouachita.....	913	793	131	78
9402 Perry.....	522	163	215	64
33555 Phillips.....	826	198	180	2
12565 Pike.....	403	331	158	32
12791 Poinsett.....	593	205	157	126
17216 Polk.....	694	162	409	197
24527 Pope.....	1517	334	556	134
13853 Prairie.....	647	377	103	60
86751 Pulaski.....	3369	1044	1547	268
18987 Randolph.....	997	294	178	190
16657 Saline.....	814	164	140	65
14302 Scott.....	640	206	225	170
14825 Searcy.....	438	389	190	111
52278 Sebastian.....	2355	514	748	445
16616 Sevier.....	792	173	160	148
11688 Sharp.....	681	114	194	71
32548 St. Francis.....	563	296	273	65
3946 Stone.....	337	113	90	70
30723 Union.....	1088	153	135	105
23509 Van Buren.....	675	254	266	80
33889 Washington.....	1881	565	562	150
18574 White.....	1448	370	481	208
30049 Woodruff.....	906	473	258	65
26323 Yell.....	1461	426	438	263
Total.....	68838	24467	21673	8153
Plurality.....	44371			
Per cent.....	55.50	19.73	17.43	6.58
Total vote.....	124209			

For president in 1912 Chañin, Pro., received 898 votes. For president in 1908 Bryan, Dem., received 87,015 votes; Taft, Rep., 56,760 and Debs, Soc., 5,842.

FOR REPRESENTATIVES IN CONGRESS, 1912.

- Counties of Clay, Craighead, Crittenden, Cross, Greene, Lee, Mississippi, Phillips, Poinsett, St. Francis and Woodruff.
- T. H. Caraway, Dem.....15,036
- Counties of Stone, Sharp, Randolph, Lawrence, Fulton, Izard, Independence, White, Cleburne, Jackson, Prairie and Monroe.
- W. A. Oldfield, Dem.....11,880
- G. W. Wells, Rep.....4,388
- Counties of Washington, Benton, Madison, Carroll, Newton, Boone, Searcy, Baxter, Marlon and Van Buren.
- John C. Floyd, Dem.....10,849
- J. F. Carlton, Rep.....5,924
- Counties of Crawford, Logan, Sebastian, Scott, Polk, Sevier, Howard, Pike, Little River, Miller and Montgomery.
- Otis T. Wingo, Dem.....11,680
- J. O. Livesay, Rep.....5,601
- Counties of Franklin, Johnson, Pope, Yell, Conway, Faulkner, Perry and Pulaski.
- H. M. Jacaway, Dem.....13,438
- A. C. Remmel, Rep.....5,980
- Counties of Desha, Garland, Hot Springs, Saline, Dallas, Grant, Cleveland, Lincoln, Drew, Jefferson, Arkansas and Lonoke.
- Samuel M. Taylor, Dem.....15,879
- Counties of Hempstead, Clark, Nevada, Columbia, Union, Ouachita, Calhoun, Bradley, Ashley, Chicot and Lafayette.
- W. S. Goodwin, Dem.....10,956
- Patrick McNally, Rep.....4,824

LEGISLATURE. Senate. House. J.B.

Democrats	34	96	130
Republicans	1	4	5

STATE OFFICERS. (All democrats.)

- Governor—George W. Hays.
 Secretary of State—Earle W. Hodges.
 Auditor—L. L. Coffman.
 Treasurer—John W. Crockett.
 Attorney-General—William L. Moore.
 Superintendent Public Instruction—George B. Cook.

CALIFORNIA (Population in 1910, 2,377,549).

Population in 1910.	PRESIDENT 1912		Debs	Chañin	Rep.	Taft
	Prog. Dem.	Soc. Pro.				
240312 Alameda.....	31542	24418	9332	1160	8	—
303 Alpine.....	35	34	2	—	—	—
9086 Amador.....	684	1622	135	57	5	—
27301 Butte.....	3395	4028	930	459	10	—
9171 Calaveras.....	750	1869	399	66	5	—
7732 Colusa.....	810	1760	111	84	3	—
31674 Contra Costa.....	3539	3290	1300	181	40	—

Population	Roosevelt	Wilson	Debs	Chañin	Taft
2417 Del Norte.....	376	523	104	40	—
7492 El Dorado.....	776	1613	278	49	16
7545 Fresno.....	8859	8891	2278	590	93
7172 Glenn.....	906	1325	126	67	11
33857 Humboldt.....	3609	2887	1781	177	94
13591 Imperial.....	1420	1295	446	193	13
6974 Inyo.....	431	806	305	77	8
37715 Kern.....	3647	5569	1300	182	64
16230 Kings.....	1419	1967	406	156	—
5526 Lake.....	649	1118	296	123	—
4902 Lassen.....	559	644	148	34	26
504131 Los Angeles.....	75343	55110	19836	8190	1065
8908 Modera.....	943	1154	221	89	1
2514 Marin.....	2750	2849	733	68	—
3055 Mariposa.....	306	689	138	17	20
32829 Mendocino.....	2237	2507	752	141	11
15148 Merced.....	1571	1978	441	228	14
6191 Modoc.....	608	941	119	45	1
2042 Mono.....	106	182	67	11	3
24140 Monterey.....	3081	3392	557	301	1
19800 Napa.....	2432	2662	478	126	—
14555 Nevada.....	1381	1851	648	111	23
34436 Orange.....	5143	4106	896	852	121
18237 Placer.....	1913	1823	481	125	15
5259 Plumas.....	762	742	236	30	11
34630 Riverside.....	514	2953	1056	354	122
67806 Sacramento.....	7534	9839	1533	243	36
8041 San Benito.....	1054	1253	179	74	13
56706 San Bernardino.....	6202	5835	1901	1233	172
61665 San Diego.....	7922	9731	2873	1139	63
416912 San Francisco.....	38610	43953	12354	1158	94
50731 San Joaquin.....	4314	7969	965	426	36
19883 San Luis Obispo.....	2373	2248	704	214	13
26585 San Mateo.....	2825	3246	827	80	7
27738 Santa Barbara.....	3395	2819	619	357	69
85339 Santa Clara.....	10968	9173	2033	824	175
26140 Santa Cruz.....	3059	2875	692	323	3
34630 Shasta.....	1636	2040	933	54	16
4098 Sierra.....	543	515	133	13	10
18801 Siskiyou.....	1740	2465	633	104	29
27550 Solano.....	3353	3650	781	169	40
48394 Sonoma.....	5806	6500	1494	367	32
22522 Stanislaus.....	3143	3127	749	864	17
6328 Sutter.....	846	1063	79	65	5
11401 Tehama.....	1218	1536	388	168	13
3501 Trinity.....	343	461	152	9	1
35440 Tulare.....	4283	4293	1233	265	73
9979 Tuolumne.....	755	1459	363	88	8
18347 Ventura.....	2055	2108	426	169	72
13026 Yolo.....	1332	2259	501	113	9
10442 Yuba.....	1132	1242	186	34	17
Total.....	283610	283436	79201	23366	3914
Plurality.....	174				
Per cent.....	42.18	42.15	11.78	3.47	.42
Total vote.....	672460				

For president in 1912 Roosevelt, Prog., received 11 electoral votes and Wilson, Dem., 2.

FOR REPRESENTATIVES IN CONGRESS, 1912.

- Counties of Del Norte, Humboldt, Mendocino, Glenn, Butte, Lake, Colusa, Yuba, Sutter, Sonoma and Marin.
- William Kent, Rep.....20,341
- Edward H. Hart, Prog.....10,585
- T. G. Zimmwatt, Dem.....18,756
- Joseph Bredsten, Soc.....4,892
- Counties of Modoc, Siskiyou, Trinity, Shasta, Lassen, Tehama, Plumas, Sierra, Nevada, Placer, El Dorado, Amador, Calaveras, Alpine, Tuolumne and Mariposa.
- John E. Baker, Dem.....23,467
- Frank M. Rutherford, Rep.....10,178
- J. C. Williams, Soc.....3,818
- Counties of Yolo, Napa, Sacramento, Solano, Contra Costa and San Joaquin.
- C. F. Curry, Rep.....31,060
- Gilbert McMillan Ross, Dem.....15,197
- William L. Wilson, Soc.....6,522
- San Francisco (part).
- Julius Kahn, Rep.....25,515
- Bert Schlessinger, Dem.....14,884
- N. W. Pendleton, Soc.....5,090
- San Francisco (part).
- John I. Nolan, Rep.....27,902
- Stephen V. Costello, Dem.....18,516
- E. L. Regulin, Soc.....6,962
- County of Alameda.
- James R. Knowland, Rep.....35,219
- Hiram A. Luttrell, Dem.....4,135
- J. Stitt Wilson, Soc.....26,234

7. Counties of Stanislaus, Merced, Madera, Fresno, Kings, Tulare and Kern.....	23,752
Denver S. Church, Dem.....	22,994
James C. Needham, Rep.....	7,171
J. S. Cato, Soc.....	7,171
8. Counties of San Mateo, Santa Cruz, Santa Clara, San Benito, Monterey, San Luis Obispo, Santa Barbara and Ventura.....	29,861
Everis A. Hayes, Rep.....	20,620
James B. Holohan, Dem.....	8,125
Robert Whitaker, Soc.....	10,284
9. Los Angeles (part).....	28,845
Charles W. Bell, Rep.....	14,571
Thomas H. Kirk, Dem.....	11,223
Ralph R. Criswell, Soc.....	43,637
10. Los Angeles (part).....	17,890
William D. Stephens, Rep.....	17,126
George Ringo, Dem.....	2,995
Fred C. Wheeler, Soc.....	2,995
E. D. Martindale, Pro.....	24,882
11. Counties of San Bernardino, Mono, Inyo, Riverside, Orange, San Diego and Imperial.....	21,423
William Kettner, Dem.....	7,059
Samuel C. Evans, Rep.....	4
Noble A. Richardson, Soc.....	9

LEGISLATURE.		Senate.		House.	
Republicans.....	4	9	13	26	45
Progressives.....	26	45	71	10	25
Democrats.....	10	25	35		
Socialist.....			1		

STATE OFFICERS. (All republicans.)

Governor—Hiram W. Johnson.
 Lieutenant-Governor—Albert J. Wallace.
 Secretary of State—Frank O. Jordan.
 Comptroller—John S. Chambers.
 Treasurer—E. D. Roberts.
 Adjutant-General—E. A. Forbes.
 Attorney-General—U. S. Webb.
 Superintendent of Education—E. C. Hyatt.

COLORADO (Population in 1910, 799,024).

Population in 1910.	PRESIDENT 1912		Wilson Roosevelt	Taft	Debs	Chafo	Reimer
	Dem. Prog.	Rep. Soc. Pro. S.L.					
8832 Adams.....	1312	942	398	137	32	2	
10263 Arapahoe.....	3779	1344	765	267	40	7	
5392 Archuleta.....	609	234	452	36	15	1	
2516 Baca.....	430	241	318	11	25	1	
5043 Bent.....	730	680	420	38	56	6	
30330 Boulder.....	4330	2169	2445	918	453	5	
7622 Chaffee.....	1611	663	723	292	56	1	
7627 Cheyenne.....	507	414	237	148	35	1	
5001 Clear Creek.....	1136	243	469	65	22	3	
11285 Conejos.....	2147	606	1587	225	32	22	
5498 Costilla.....	567	294	1072	71	33	4	
Crowl'y (new).....	719	356	467	60	44	1	
1947 Custer.....	510	109	347	19	6	1	
19688 Delta.....	1808	1521	803	560	194	3	
213931 Denver.....	26330	21657	8155	2750	553	203	
612 Dolores.....	124	25	45	34	—	—	
3192 Douglas.....	619	290	373	30	9	1	
2985 Eagle.....	727	234	387	141	8	1	
5331 Elbert.....	757	690	496	121	41	3	
43321 El Paso.....	5559	5332	2816	928	394	17	
18181 Fremont.....	2823	1624	1316	476	166	10	
10144 Garfield.....	1806	880	824	317	76	2	
4131 Gilpin.....	951	222	443	54	12	4	
1862 Grand.....	507	178	248	18	6	5	
5897 Gunnison.....	1295	357	553	156	21	8	
646 Hinsdale.....	137	27	136	32	—	—	
19320 Huerfano.....	1277	240	416	64	26	3	
1013 Jackson.....	212	34	218	10	6	—	
14231 Jefferson.....	2399	1650	1011	307	79	10	
2859 Kiowa.....	618	490	273	62	37	—	
7483 Kit Carson.....	719	708	569	223	49	4	
10690 Lake.....	1933	861	966	427	20	1	
10812 La Plata.....	1775	647	632	370	73	3	
25270 Larimer.....	2597	1691	1982	546	401	21	
33643 Las Animas.....	3041	1461	4318	838	79	10	
3917 Lincoln.....	736	735	554	76	70	6	
9549 Logan.....	1353	1090	664	125	73	1	
23197 Mesa.....	2793	2723	973	131	250	11	
239 Mineral.....	286	68	186	97	6	1	
Moffat (new).....	409	194	284	32	16	1	
5029 Montezuma.....	1017	352	285	120	17	3	
10221 Montrose.....	1478	1022	631	431	187	3	
9577 Morgan.....	1005	966	855	127	109	4	
20201 Otero.....	2885	1582	1293	245	154	5	
3514 Ouray.....	710	298	273	175	9	—	
2492 Park.....	529	110	293	46	3	—	

Population.	Wilson Roosevelt	Taft	Debs	Chafo	Reimer
3179 Phillips.....	443	353	296	46	3
4566 Pitkin.....	770	376	293	170	9
9520 Prowers.....	1042	1003	428	152	68
52223 Pueblo.....	7643	3818	3050	722	266
2532 Rio Blanco.....	538	185	372	17	4
6563 Rio Grande.....	1286	625	698	118	66
7561 Routt.....	1408	385	738	249	33
4160 Saguache.....	859	273	730	137	7
3063 San Juan.....	555	89	231	148	3
4700 San Miguel.....	1029	300	639	118	17
3061 Sedgewick.....	358	392	328	28	19
2003 Summit.....	600	152	179	30	4
14351 Teller.....	3027	1405	676	674	16
602 Washington.....	735	519	361	71	34
39177 Weld.....	4713	2679	3114	425	435
8499 Yuma.....	1170	1218	466	319	59
Total.....	114232	72906	58386	16418	5063
Plurality.....	41926				
Per cent.....	42.72	27.11	21.89	6.16	1.89
Total vote.....			266722		

For president in 1908 Taft, Rep., received 123,700 votes; Bryan, Dem., 126,644; Debs, Soc., 7,974, and Chafo, Pro., 5,559.

Popular vote for United States senators, 1912: Long term—John F. Shafroth, Dem., 113,260; Clyde C. Dawson, Rep., 66,949; Frank T. Catlin, Prog., 58,649. Short term—Charles T. Thomas, Dem., 111,633; C. W. Waterman, Rep., 66,627; I. N. Stevens, Prog., 64,405.

FOR REPRESENTATIVES IN CONGRESS, 1912.

At Large—Edward T. Taylor, Dem. (elected).
 Edward Keating, Dem. (elected).
 S. H. Kinsley, Rep.
 J. J. Laton, Rep.
 Charles E. Fisher, Prog.
 Clarence P. Dodge, Prog.

1. Counties of Adams, Boulder, Denver, Jefferson, Lake, Larimer, Logan, Moffat, Morgan, Park, Phillips, Sedgewick, South Arapahoe, Washington, Weld and Yuma.
 George J. Kindel, Dem. (elected).
 Rice W. Means, Rep.
 W. J. L. Crank, Prog.

2. Counties Archuleta, Baca, Bent, Chaffee, Cheyenne, Clear Creek, Conejos, Costilla, Crowley, Custer, Delta, Dolores, Douglas, Eagle, Elbert, El Paso, Fremont, Garfield, Gilpin, Grand, Gunnison, Hinsdale, Huerfano, Kiowa, Kit Carson, La Plata, Las Animas, Lincoln, Mesa, Mineral, Montezuma, Montrose, Otero, Ouray, Pitkin, Prowers, Pueblo, Rio Blanco, Rio Grande, Routt, Saguache, San Juan, San Miguel, Summit and Teller.
 H. H. Seldonridge, Dem. (elected).
 C. A. Ballreich, Rep.
 Neil N. McLean, Prog.

LEGISLATURE.

Democrats.....	24	49	73
Republicans.....	11	16	27

STATE OFFICERS. (All democrats.)
 Governor—Elias M. Ammons.
 Lieutenant-Governor.....
 Secretary of State—James B. Pearce.
 Auditor—Roady Kenahan.
 Treasurer—M. A. Leddy.
 Superintendent Public Instruction—M. C. C. Bradford.

CONNECTICUT (Population in 1910, 1,114,756).

Population in 1910.	PRESIDENT 1912		Wilson	Taft	Roosevelt	Chafo	Debs
	Dem. Rep. Prog.	Rep. Soc. Pro. Soc.					
245322 Fairfield.....	15668	13148	9862	416	2588		
250182 Hartford.....	16757	16862	6863	459	2093		
70290 Litchfield.....	4661	5518	2435	140	356		
45337 Middlesex.....	3402	2892	1603	62	194		
337282 New Haven.....	22368	19193	9313	583	4210		
91253 New London.....	6932	5543	2545	226	416		
26439 Tolland.....	1301	2027	411	65	305		
48591 Windham.....	2920	3055	1113	125	116		
Total.....	74561	68324	34129	2063	10056		
Plurality.....	4237						
Per cent.....	39.16	35.88	17.93	1.08	5.29		
Total vote.....			130398				

For president in 1912 Reimer, Soc.-Lab., received 1,260 votes.

FOR REPRESENTATIVES IN CONGRESS, 1912.

1. County of Hartford.	
Augustine Lonergan, Dem.	17,256
Charles C. Bissell, Rep.	16,726
Joseph W. Alsop, Prog.	6,445
2. Counties of Tolland, Windham, New London and Middlesex.	
Bryan F. Mahan, Dem.	14,936
William A. King, Rep.	14,421
G. Warren Davis, Prog.	4,742
3. County of New Haven, except twelve towns.	
Thomas Reilly, Dem.	16,267
John Q. Tilson, Rep.	12,989
Yandell Henderson, Prog.	5,480
4. County of Fairfield.	
Jeremiah Donovan, Dem.	15,616
Ebenezer J. Hill, Rep.	14,188
Samuel E. Vincent, Prog.	8,263
5. County of Litchfield and twelve towns of New Haven county.	
William Kennedy, Dem.	12,073
Thomas D. Bradstreet, Rep.	11,724
H. G. Hoadley, Prog.	4,807

LEGISLATURE.

	Senate.	House.	J. B.
Democrats	21	120	141
Republicans	14	132	146
Progressives	0	6	6

STATE OFFICERS.

Governor—Simeon E. Baldwin, Dem.
 Secretary—Albert Phillips, Dem.
 Treasurer—Edward S. Roberts, Dem.
 Comptroller—Daniel P. Dunn, Dem.
 Attorney-General—John H. Light, Rep.

DELAWARE (Population in 1910, 202,322).

COUNTIES.

PRESIDENT 1912

Population in 1910.	(3)	Dem.	Prog.	Rep.	Soc.
22271 Kent.	4071	567	3192	79	9
125188 New Castle.	13909	7081	8242	547	—
46413 Sussex.	5551	1239	4486	—	—
Total.	22831	8887	15000	556	—
Plurality, Rep.	4963	—	—	—	—
Total vote.	9.53	19.45	28.46	1.21	—

In 1912 Chafin, Pro., for president received 623 votes.

FOR REPRESENTATIVE IN CONGRESS, 1912.

Franklin Brackson, Dem.	22,481
George H. Hall, Rep.	16,740
Louis A. Drexler, Prog.	2,825
H. R. Burton, Nat. Prog.	497

LEGISLATURE.

	Senate.	House.	J. B.
Democrats	8	21	23
Republicans	9	14	23

STATE OFFICERS.

Governor—Charles R. Miller, Rep.
 Secretary of State—Thomas W. Miller, Rep.
 Lieutenant-Governor—Colen Ferguson, Dem.
 Attorney-General—Josiah O. Wolcott, Dem.
 Insurance Commissioner—William R. McCabe, Dem.
 State Treasurer—Charles A. Hastings, Dem.
 State Auditor—William P. Prettyman, Dem.

FLORIDA (Population in 1910, 751,139).

COUNTIES.

PRESIDENT 1912

Population in 1910.	(47)	Dem.	Rep.	Soc.	Prog.	Pro.
34305 Alachua.	1304	221	56	75	75	—
4805 Baker.	168	37	31	2	93	—
14080 Bradford.	656	95	10	56	40	—
4717 Brevard.	257	61	87	8	82	—
7465 Calhoun.	332	67	152	50	59	—
6731 Citrus.	417	11	21	10	44	—
6116 Clay.	279	26	54	10	21	—
17689 Columbia.	520	66	23	11	50	—
11933 Dade.	1171	99	188	33	291	—
14200 DeSoto.	847	110	135	89	78	—
75163 Duval.	3514	243	350	77	485	—
95649 Escambia.	1343	72	158	41	232	—
12519 Franklin.	296	58	38	5	23	—
23198 Gadsden.	609	75	31	2	54	—
11825 Hamilton.	405	46	60	22	24	—
4967 Hernando.	272	18	42	29	22	—
78374 Hillsboro.	2641	159	672	164	269	—
11557 Holmes.	411	52	79	20	110	—

Population.	Wilson	Taft	Debs	Chafin	Roosevelt
23821 Jackson	1205	163	146	115	68
17210 Jefferson	459	47	9	2	39
6710 Lafayette	473	73	8	51	11
9509 Lake.	596	92	39	21	63
6284 Lee.	432	38	116	31	97
19427 Leon.	546	56	15	3	46
10381 Levy.	375	74	30	29	24
4700 Liberty.	203	32	7	3	18
16919 Madison.	480	16	19	3	80
9550 Manatee	712	55	98	63	108
26941 Marion	1165	179	124	62	117
21563 Monroe.	1023	414	221	26	152
10525 Nassau.	441	38	31	5	17
19107 Orange.	1256	228	124	101	131
5507 Osceola.	512	110	64	44	159
5377 Palm Beach.	458	31	77	13	146
7302 Pasco.	485	60	64	36	74
9504 Pasco (new).	853	87	189	39	250
24143 Polk.	1520	106	231	70	141
13096 Putnam	774	229	67	5	63
14897 Santa Rosa.	592	70	88	95	43
13208 St. John.	836	45	116	15	132
4075 St. Lucie.	352	45	64	9	86
6686 Sumter.	417	22	19	29	71
18903 Suwanee.	714	54	214	15	29
7103 Taylor.	236	56	9	43	19
16510 Volusia.	942	162	98	122	72
4802 Wakulla.	215	25	22	2	15
16460 Walton.	612	74	69	5	286
16468 Washington	694	62	186	48	68
Total.	36477	4279	4806	1854	4535
Plurality.	30637	—	—	—	—
Per cent.	69.55	8.42	9.46	3.65	8.92
Total vote.	50817				

FOR REPRESENTATIVES IN CONGRESS, 1912.

At Large—Claude L'Engle, Dem.	34,324
E. R. Gunby, Prog.	2,680
Frances P. Coffin, Pro.	777
George W. Allen, Rep.	2,942
A. N. Jackson, Soc.	3,636
1. Counties of Taylor, Lafayette, Levy, Marion, Citrus, Sumter, Hernando, Pasco, Pinellas, Hillsboro, Polk, Manatee, DeSoto, Lee, Monroe and Lake.	
S. M. Sparkman, Dem.	12,400
J. DeV. Hazzard, Prog.	469
George C. Kelly, Pro.	255
George W. Bean, Rep.	766
C. C. Allen, Soc.	1,901
2. Counties of Hamilton, Suwanee, Columbia, Baker, Bradford, Nassau, Duval, Clay, Putnam, St. John, Volusia, Osceola, Orange, Brevard, Dade, Alachua and St. Lucie.	
Frank Clark, Dem.	14,635
John W. Howell, Rep.	1,210
J. J. Collins, Soc.	1,318
C. E. Speir, Prog.	875
3. Counties of Escambia, Santa Rosa, Walton, Holmes, Washington, Jackson, Calhoun, Franklin, Liberty, Gadsden, Leon, Wakulla, Jefferson and Madison.	
Emmett Wilson, Dem.	9,057
John Thomas Porter, Prog.	280
Thomas F. McGourin, Rep.	489
W. N. Lamberry, Soc.	659

LEGISLATURE.

The members of the senate (32) and of the house of representatives (71) are all democrats.

STATE OFFICERS. (All democrats.)

Governor—Park Trammell.
 Secretary of State—H. Clay Crawford.
 Attorney-General—Thomas F. West.
 Comptroller—W. V. Knott.
 Treasurer—J. C. Luning.
 Superintendent Public Instruction—W. N. Sheats.
 Commissioner of Agriculture—W. A. McRae.

GEORGIA (Population in 1910, 2,609,121).

COUNTIES.

PRESIDENT 1912

Population in 1910.	(146)	Rep.	Dem.	Prog.	Pro.	Soc.
12318 Appling.	94	381	150	9	4	—
7973 Baker.	0	189	12	—	—	—
18354 Baldwin.	24	621	47	—	—	—
11244 Banks.	17	274	215	—	—	—
25388 Bartow.	93	1017	561	—	—	—
11863 Ben Hill.	34	585	263	—	—	—
27772 Berrien.	35	709	70	—	4	—
56646 Bibb.	122	2836	90	—	32	—

Population.	Taft	Wilson	Roosevelt	Chafln	Debs
23832 Brooks.....	37	635	42	—	—
7032 Bryan.....	25	296	15	—	—
28451 Bulloch.....	17	932	44	4	—
27268 Burke.....	22	140	22	1	—
13624 Butts.....	29	490	49	2	—
11334 Calhoun.....	5	328	6	—	—
7690 Camden.....	2	219	2	—	—
10674 Campbell.....	6	443	104	—	—
30855 Carroll.....	81	1192	431	2	14
7184 Carroosa.....	63	286	125	—	—
4722 Charlton.....	23	150	48	—	—
79690 Chatham.....	238	3274	332	23	14
5386 Chattahoochee.....	1	137	11	—	—
13098 Chattooga.....	69	578	230	—	1
13661 Cherokee.....	91	693	81	8	2
23273 Clarke.....	66	560	70	—	—
8960 Clay.....	8	369	17	—	—
10453 Clayton.....	3	443	113	1	—
8424 Clinch.....	48	283	9	—	—
28307 Cobb.....	41	1519	442	3	—
21953 Coffee.....	28	895	85	—	17
19739 Colquitt.....	8	639	506	6	10
12328 Columbia.....	2	234	30	—	—
28800 Coweta.....	35	1044	46	—	—
8310 Crawford.....	1	249	3	2	—
10425 Crisp.....	12	644	45	—	—
4133 Dade.....	21	243	44	—	19
4686 Dawson.....	23	170	161	4	—
29045 Decatur.....	44	837	65	—	45
27881 DeKalb.....	52	1150	378	4	33
20127 Dodge.....	12	637	28	—	63
20554 Dooly.....	5	608	33	—	—
16035 Dougherty.....	21	731	19	—	—
8953 Douglas.....	18	297	307	—	—
18122 Early.....	7	501	27	—	36
3309 Echols.....	—	144	4	—	—
9971 Effingham.....	5	343	10	—	—
24125 Elbert.....	13	882	238	—	—
1812 Emanuel.....	18	243	129	—	8
12374 Fannin.....	168	121	305	—	—
10966 Fayette.....	12	369	95	1	1
36736 Floyd.....	63	1837	374	1	—
11940 Forsyth.....	15	235	163	—	—
17894 Franklin.....	26	694	331	—	—
17723 Fulton.....	509	7317	1686	22	111
9237 Gilmer.....	52	488	116	—	1
4939 Glascock.....	3	101	72	—	—
15720 Glynn.....	16	470	30	12	3
18461 Gordon.....	52	597	650	—	—
15857 Grady.....	21	453	98	—	—
18512 Greene.....	10	325	150	—	—
28824 Gwinnett.....	55	997	590	1	—
10134 Habersham.....	42	497	310	—	—
25730 Hall.....	116	1145	275	—	11
19189 Hancock.....	12	549	39	—	—
13514 Haralson.....	19	384	701	—	21
17886 Harris.....	4	585	28	1	—
16216 Hart.....	15	484	291	—	—
11189 Heard.....	11	326	65	—	—
19927 Henry.....	15	636	127	—	—
23009 Houston.....	24	706	16	—	—
10461 Irwin.....	6	428	45	—	—
20193 Jackson.....	45	1108	551	—	—
18552 Jasper.....	12	644	8	—	—
6050 Jeff Davis.....	19	268	52	—	—
21379 Jefferson.....	8	416	153	2	—
11520 Jenkins.....	13	279	15	—	—
12897 Johnson.....	23	285	92	—	—
13101 Jones.....	27	426	3	—	—
35501 Laurens.....	26	1118	106	—	—
11679 Lee.....	9	210	7	—	—
12924 Liberty.....	29	251	77	—	—
8714 Lincoln.....	—	253	26	—	—
24430 Iowades.....	—	247	35	7	9
544 Lumpkin.....	29	249	119	—	—
15016 Macon.....	19	411	85	—	—
18851 Madison.....	13	564	146	—	—
9147 Marion.....	17	233	51	—	—
10325 McDuffie.....	9	271	106	1	—
6442 McIntosh.....	2	118	8	—	—
25180 Meriwether.....	26	882	91	—	1
7987 Miller.....	2	200	6	2	46
7239 Milton.....	17	320	107	—	—
22114 Mitchell.....	30	917	140	—	—
20450 Monroe.....	9	786	93	—	—
19638 Montgomery.....	52	854	93	—	—
13717 Morgan.....	24	575	57	—	—
9763 Murray.....	68	396	307	—	30
36227 Muscogee.....	51	1817	102	1	153
18449 Newton.....	57	840	43	1	—
11104 Oconee.....	1	208	180	—	—
18680 Oglethorpe.....	33	503	79	—	—
14124 Paulding.....	32	426	684	—	—

Population.	Taft	Wilson	Roosevelt	Chafln	Debs
9041 Pickens.....	190	324	417	—	—
10749 Pierce.....	83	408	97	—	—
19485 Pike.....	34	751	134	—	1
20303 Polk.....	36	706	439	—	5
22835 Pulaski.....	17	1080	39	—	—
13876 Putnam.....	6	460	10	—	—
4594 Quitman.....	7	112	9	—	—
5572 Rabun.....	12	327	119	1	—
18841 Randolph.....	57	539	44	—	—
58886 Richmond.....	177	1871	234	3	131
8916 Rockdale.....	11	434	61	—	—
5213 Schley.....	5	212	20	1	—
20202 Screven.....	21	400	138	2	—
13741 Spalding.....	26	736	45	—	—
4723 Stephens.....	15	469	61	—	—
13437 Stewart.....	17	452	7	—	—
29082 Sumter.....	24	1004	19	—	3
11696 Talbot.....	8	446	87	—	—
8766 Tallahassee.....	7	242	40	—	—
18569 Tattnall.....	18	592	234	2	1
10839 Taylor.....	17	342	98	—	—
12388 Telfair.....	20	635	19	—	—
22003 Terrell.....	29	608	19	—	—
23071 Thomas.....	47	1012	176	—	7
11487 Tift.....	20	427	189	1	35
11206 Toombs.....	29	327	75	—	1
3332 Towns.....	39	230	206	—	4
26228 Troun.....	16	1441	75	—	2
10075 Turner.....	25	885	75	6	28
10736 Twiggs.....	3	307	13	—	—
6918 Union.....	88	319	256	—	—
12757 Upson.....	7	445	138	—	—
18032 Walker.....	215	771	404	—	21
25338 Walton.....	40	885	274	—	—
22957 Ware.....	54	972	39	5	25
11800 Warren.....	11	262	67	—	1
28174 Washington.....	28	920	167	—	—
11399 Wayne.....	14	380	25	—	4
6151 Webster.....	2	139	1	—	—
5110 White.....	11	152	110	—	—
15984 Whitfield.....	106	761	437	1	65
13486 Wilcox.....	15	525	29	—	1
23441 Wilkes.....	3	657	68	—	7
10078 Wilkinson.....	10	335	17	—	—
19147 Worth.....	12	500	77	—	5
Total.....	5191	98076	21980	147	1026
Plurality.....		71086			
Per cent.....	4.27	76.67	18.09	.12	.85
Total vote.....		121524			

For Governor John M. Slaton was elected in October to go into office in June, 1913.

FOR REPRESENTATIVES IN CONGRESS, 1912.

- Counties of Bryan, Bulloch, Burke, Chatham, Effingham, Jenkins, Liberty, McIntosh, Screven, Tattnall.
Charles G. Edwards, Dem..... 7,944
E. J. Seymore, Rep..... 356
- Counties of Baker, Calhoun, Colquitt, Decatur, Dougherty, Early, Grady, Miller, Mitchell, Tift, Thomas, Worth.
S. A. Roddenberry, Dem..... 7,957
- Counties of Ben Hill, Clay, Crisp, Dooly, Lee, Macon, Randolph, Quitman, Schley, Stewart, Sumter, Taylor, Terrell, Turner, Webster.
Charles R. Crisp, Dem..... 7,321
- Counties of Carroll, Chattahoochee, Coweta, Harris, Heard, Marion, Meriwether, Muscogee, Talbot, Troun.
W. C. Adamson, Dem..... 8,904
- Counties of Campbell, DeKalb, Douglas, Fulton, Rockdale.
William Schley Howard, Dem..... 12,000
- Counties of Bibb, Butts, Clayton, Crawford, Fayette, Henry, Jasper, Jones, Monroe, Pike, Spalding, Upson.
Charles L. Bartlett, Dem..... 13,171
- Counties of Bartow, Carroosa, Chattooga, Cobb, Dade, Floyd, Gordon, Haralson, Murray, Paulding, Polk, Walker, Whitfield.
Gordon Lee, Dem..... 14,099
- Counties of Clarke, Elbert, Franklin, Greene, Hart, Madison, Morgan, Newton, Oconee, Oglethorpe, Putnam, Walton, Wilkes.
S. J. Tribble, Dem..... 10,013
- Counties of Banks, Cherokee, Dawson, Fannin, Forsyth, Gilmer, Gwinnett, Habersham, Hall, Jackson, Lumpkin, Milton, Pickens, Rabun, Stephens, Towns, Union, White.
Thomas M. Bell, Dem..... 12,496

10. Counties of Baldwin, Columbia, Glascock, Hancock, Jefferson, Lincoln, McDuffie, Richmond, Taliaferro, Warren, Washington, Wilkinson, Thomas W. Hardwick, Dem. 6,474
11. Counties of Appling, Berrien, Brooks, Camden, Charlton, Clinch, Coffee, Echols, Glynn, Irwin, Jeff Davis, Lowndes, Pierce, Wayne, Ware. J. R. Walker, Dem. 7,922
12. Counties of Dodge, Emanuel, Houston, Johnson, Laurens, Montgomery, Pulaski, Telfair, Toombs, Twiggs, Wilcox. Dudley M. Hughes, Dem. 7,791
- The Legislature consists of 44 senators and 183 representatives. All but four or five are democrats. There are no divisions along party lines.

STATE OFFICERS. (All democrats.)

- Governor—John M. Slaton.
Secretary of State—Phil Cook.
Comptroller-General—W. A. Wright.
Attorney-General—Thomas S. Felder.
Treasurer—W. J. Speer.
School Superintendent—M. L. Brittain.
Commissioner of Agriculture—J. D. Price.
Prison Commission—R. E. Davison, chairman; Wiley Williams, T. E. Patterson.

IDAHO (Population in 1910, 325,594).

COUNTIES.

Population in 1910.	Taft	PRESIDENT 1912					Chas'n
		Rep.	Dem.	Prog.	Debs	Soc. Pro.	
29068 Ada.....	3198	2248	3512	550	116		
19242 Adams (new).....	588	420	263	176	19		
7229 Banock.....	2326	1486	601	412	8		
7229 Bear Lake.....	1272	916	274	32	—		
23506 Bingham.....	1340	821	453	268			
8387 Blaine.....	988	996	372	368	25		
5250 Boise.....	652	743	504	304	16		
13588 Bonner.....	744	1065	1247	1058	56		
Bonneville (new).....	1176	864	637	352	20		
25523 Canyon.....	1842	2437	2846	849	311		
7197 Cassia.....	1459	846	471	365	20		
Clearwater (new).....	375	50	345	284	23		
3001 Custer.....	326	501	297	122	4		
4785 Elmore.....	416	536	382	190	11		

COUNTIES.

Population in 1910.	Taft	PRESIDENT 1912						Chas'n
		Rep.	Dem.	Wilson	Chas'n	Soc. S.L.	Prog.	
64588 Adams.....	2733	6852	195	559	44	3790..		
22741 Alexander.....	2903	1936	28	107	10	70..		
17075 Bond.....	1152	1278	208	64	6	725..		
15041 Boone.....	1961	540	38	113	6	1624..		
16337 Brown.....	3781	1368	31	12	—	524..		
Bureau.....	1816	2800	219	549	31	3224..		
8610 Calhoun.....	373	602	64	22	3	154..		
18035 Carroll.....	1577	1098	87	84	8	1257..		
17372 Cass.....	719	2223	53	103	11	1086..		
51829 Campaign.....	3220	4454	217	172	12	4481..		
34594 Christian.....	1994	3821	213	376	14	1464..		
23517 Clark.....	1897	2517	144	49	2	943..		
18661 Clay.....	1622	1926	81	84	4	624..		
23832 Clinton.....	2793	2674	45	265	18	775..		
84517 Cokes.....	923	3435	90	170	15	2437..		
2405333 Cook.....	14851	130922	2757	52639	2302	169461..		
26291 Crawford.....	1290	2687	125	65	4	1525..		
14281 Cumberland.....	986	1673	51	31	3	692..		
33457 DeKalb.....	1776	1368	109	205	13	3643..		
18906 DeWitt.....	1346	1880	64	119	10	1306..		
19591 Douglas.....	1386	1633	116	53	2	1277..		
33432 DuPage.....	1136	2226	215	193	12	4169..		
27396 Edgar.....	2480	3479	147	91	8	1244..		
10049 Edwards.....	817	650	10	16	3	818..		
20055 Elmhurst.....	1002	2575	58	46	6	622..		
28075 Fayette.....	1481	2782	138	82	1	1558..		
17095 Ford.....	852	3353	78	23	11	1729..		
25943 Franklin.....	2068	2435	116	407	22	731..		
48549 Fulton.....	2263	3902	230	1384	67	3334..		
14628 Gallatin.....	1051	1697	43	107	10	203..		
22363 Greene.....	1064	2801	49	124	7	831..		
24162 Grundy.....	1380	1172	74	180	6	1919..		
18227 Hamilton.....	1242	1920	51	79	4	668..		
30638 Hancock.....	1577	3692	166	188	6	1937..		
7015 Hardin.....	691	644	45	47	5	453..		
9724 Henderson.....	648	721	51	36	6	871..		
41786 Henry.....	1559	2219	181	371	23	4506..		
35543 Iroquois.....	1896	2474	153	52	12	2359..		
55143 Jackson.....	2780	3322	102	268	21	1339..		
18157 Jasper.....	1227	2042	113	16	1	545..		

ILLINOIS (Population in 1910, 5,638,911).

PRESIDENT 1912

GOVERNOR 1912

PRES. 1908-

	Taft	Wilson	Roosevelt	Debs	Chas'n
24806 Fremont.....	3674	1867	1129	750	51
12384 Idaho.....	994	1679	833	633	51
22747 Kootenai.....	1692	2506	1805	1030	169
18818 Latah.....	904	1540	1943	588	278
4788 Lemhi.....	669	910	216	198	6
Lewis (new).....	438	1131	694	259	49
12676 Lincoln.....	1192	1541	1645	642	68
24800 Nez Perce.....	1013	1619	1065	406	66
15170 Oneida.....	2373	1386	—	147	24
4044 Owyhee.....	515	567	333	95	13
13993 Shoshone.....	1339	1634	1162	814	23
13543 Twin Falls.....	1074	1741	1690	781	102
11101 Washington.....	725	1065	798	227	45
Total.....	32810	33921	25527	11900	1537
Plurality.....	1111				
Per cent.....	31.03	32.11	24.11	11.30	1.45
Total vote.....	105655				

For president in 1908 Taft, Rep., received 52,657 votes; Bryan, Dem., 36,195; Debs, Soc., 6,405.

FOR REPRESENTATIVES IN CONGRESS, 1912.

Addison T. Smith, Rep.....	43,571
Burton L. French, Rep.....	53,242
Perry W. Mitchell, Dem.....	30,178
Edward M. Fugimore, Dem.....	30,053
P. Monroe Smock, Prog.....	12,066
G. W. Bellott, Soc.....	11,393
E. L. Rigg, G. Carrick, Pro.....	11,383
Jonathas G. Carrick, Pro.....	1,169
John Tucker, Pro.....	1,176

LEGISLATURE. Senate. House. J. B.

Republicans.....	21	56	77
Democrats.....	3	4	7

STATE OFFICERS. (All republicans.)

- Governor—John M. Haines.
Lieutenant-Governor—Herman H. Taylor.
Secretary of State—Wilfred L. Gifford.
State Auditor—Fred L. Huston.
State Treasurer—O. V. Allen.
Attorney-General—Joseph H. Peterson.
Superintendent of Public Instruction—Grace M. Shepherd.
Inspector of Mines—Robert N. Bell.

Population.	Taft	Wilson	Chasn	Debs	Reimer	Roosevelt	Densen	Dunns	Worrell	Kennedy	Francis	Funk	Taft	Bryan
29111 Jefferson	1854	3237	101	142	6	1294	1948	3192	109	139	6	1294	3310	8577
32854 Jersey	838	1573	51	12	2	381	839	1587	45	11	2	3900	1460	1918
22657 Jo Daviess	1233	2226	110	189	5	1747	1635	2153	94	117	6	1539	3132	2319
14381 Johnson	1025	452	65	66	6	809	1082	961	68	61	5	775	1913	4055
91862 Kane	2415	4964	219	529	15	11494	2968	4708	225	513	13	10559	12810	4316
40752 Kandakee	3178	2532	77	141	8	2792	2913	3375	72	125	8	2403	5909	2461
10777 Kendall	534	351	36	21	3	1526	727	528	50	18	2	1386	1948	5656
46159 Knox	1750	2758	152	405	16	5836	2392	2708	145	383	18	4670	7084	3277
55658 Lake	2193	2436	136	445	25	4888	3172	2611	130	437	23	3738	6292	2264
90132 LaSalle	4588	7036	286	696	50	6918	5551	7973	261	503	41	5429	11159	7589
22661 Lawrence	1167	2550	194	170	15	774	1673	2629	178	164	15	7421	2197	2253
27750 Lee	1482	1905	90	115	7	2747	1575	2167	94	112	5	2510	4255	2144
40465 Livingston	2444	3394	152	71	27	3230	2588	3181	127	69	23	2947	5353	3773
90216 Logan	1387	3239	118	163	18	1381	1753	2182	100	144	7	1506	2451	3546
51336 Macon	3356	4435	192	203	26	3076	3977	4482	138	264	22	3483	6840	4615
50685 Macoupin	2177	4002	226	806	56	2147	2384	4675	208	284	55	4880	4988	5775
89847 Madison	5462	7155	268	1703	83	5197	6233	7255	255	1693	74	2280	9453	7812
35094 Marion	1586	3943	198	498	18	2099	1609	3380	191	486	16	2163	3435	4001
15679 Marshall	790	1685	63	42	8	1180	1027	1684	64	31	8	917	1893	1714
17377 Mason	948	2173	92	45	4	859	1147	2044	87	41	4	788	1924	2264
14200 Massac	1341	599	38	21	3	788	1389	643	30	22	3	748	2084	652
26887 McDonough	1876	2959	166	181	6	1785	2062	2996	162	173	7	1545	3733	3112
32509 McHenry	2370	1913	74	39	5	3046	2504	2345	70	37	12	2575	5331	1887
68008 McLean	4624	6556	376	562	26	4350	4519	5075	348	527	25	4861	8535	5982
12736 Menard	620	1380	55	60	7	903	832	1363	44	50	6	774	1800	1748
19723 Mercer	959	1492	111	222	9	2048	1163	1532	100	205	8	1963	2871	1777
14338 Monroe	1433	1398	18	19	2	938	1431	1498	4	16	1	221	1733	1512
35311 Montgomery	2195	3705	245	469	23	1476	2412	3526	292	453	23	1344	3782	3009
34420 Morgan	1406	3648	159	193	26	2080	2047	3254	133	153	25	1940	4019	3993
14630 Moultrie	747	1501	60	29	6	853	777	1478	53	25	5	857	1704	1695
27894 Ogle	2014	1750	200	57	4	2720	2289	1862	169	49	5	2359	4348	1761
10255 Peoria	2594	8364	120	1571	132	9229	5408	8125	130	1521	131	6554	10828	8898
22088 Perry	1341	2107	154	215	21	894	1386	2121	149	207	19	877	2392	2482
16376 Piatt	1064	1417	75	36	3	1150	1121	1338	62	33	2	1179	2349	1530
28622 Pike	1668	3371	149	253	13	1169	1801	3243	137	246	12	1162	2362	3859
11215 Pope	1069	664	25	24	—	587	1137	628	25	23	—	584	1706	748
15650 Puliaski	1632	1673	90	78	11	454	1061	1002	25	80	9	421	2185	1080
7561 Putnam	449	958	34	22	28	783	463	605	18	24	2	548	884	413
20120 Randolph	1528	3217	135	308	9	1189	1730	2940	127	207	8	1285	3045	3172
15670 Richland	832	1800	129	114	4	813	1065	1645	145	110	5	755	1632	1932
70404 Rock Island	2394	3997	135	2128	129	6506	4185	4347	121	1921	124	4589	8196	4739
30204 Saline	2254	3559	98	669	32	1468	2410	2590	91	646	31	1331	3125	2471
91024 Sangamon	3994	8406	245	1007	49	6196	6923	8052	189	905	46	3775	10422	9551
14852 Schuyler	853	1714	130	31	6	694	924	1704	133	29	5	619	1622	1876
10067 Scott	686	1341	25	25	3	379	818	1212	29	25	3	372	1191	1376
31633 Shelby	1629	3467	231	121	10	1431	1738	3596	216	118	10	1461	3112	4065
10098 Stark	519	639	25	41	3	1053	731	686	27	37	4	841	1655	738
118670 St. Clair	1586	10826	218	2498	104	4064	8649	10917	206	2435	102	3631	12419	11942
36821 Stephenson	1367	3890	148	215	4	3476	1858	3736	131	202	4	3051	4605	4076
34027 Tazewell	1064	3654	114	371	24	2540	1733	3440	98	355	25	2159	3707	3786
21836 Union	1184	2648	62	23	2	458	1361	2013	60	24	2	443	1933	2010
14913 Wabash	841	1676	131	72	4	601	1000	1628	127	69	1	492	1511	1814
23313 Warren	915	2080	91	237	16	2627	1092	2033	90	215	15	2494	3283	2327
18759 Washington	1304	1654	67	135	16	1058	1395	1728	64	124	13	915	2355	1830
25697 Wayne	1586	2378	167	74	4	1418	1766	2292	165	72	4	1332	2946	279
23052 White	1632	2708	114	182	11	591	1363	2645	106	180	10	492	2436	2984
34507 Whiteside	1437	1996	276	91	7	3304	1968	3013	250	81	7	5535	5257	2140
84371 Will.	3351	4717	140	467	20	8082	4689	5712	112	415	20	5713	10358	5633
45599 Williamson	3209	3258	250	709	79	1765	3536	3303	236	692	77	1582	4786	3513
63153 Winnebago	2537	2276	210	95	38	7089	3667	5893	175	913	41	5420	8919	2163
20506 Woodford	830	2051	65	83	8	1495	1241	2005	46	70	4	1161	2204	2156

Total.	255938	405048	15710	81738	4066	386478	318469	443120	15281	79679	3880	308401	629632	450810
Plurality	18570							124651					179122	
Per cent.	22.12	35.34	1.38	7.09	.36	33.71	27.39	38.10	1.31	6.77	.34	26.09	54.53	89.02
Total vote.			146173					1162880						

FOR REPRESENTATIVES IN CONGRESS, 1912.

At Large—William E. Mason, Rep.	313,608
Burnett M. Chipfield, Rep.	299,345
Lawrence B. Stringer, Dem.	415,388
William Elza Williams, Dem.	401,497
Walter H. Harris, Pro.	15,721
James H. Shaw, Pro.	15,590
Walter Huggins, Soc.	84,352
D. L. Thomas, Soc.	84,027
George Martin, Soc.-Lab.	4,118
Joseph Fcnyves, Soc.-Lab.	4,012
B. M. Maxey, Prog.	394,072
Lawrence P. Boyle, Prog.	311,311

- 1. That part of Chicago bounded as follows: From Lake Michigan west and south along river to Halsted, east to 34th, east to Parnell avenue, north to 32d, east to Stewart avenue, south to 39th, east to State, south to 43d, east to the lake and north along lake shore to river.
- Martin B. Madden, Rep.
- Andrew Donovan, Dem.
- W. H. Rogers, Pro.
- W. T. Barnard, Soc.

- Lake Michigan east on 43d to State, south to 99th, west to Stewart avenue, south to 103d, west to Halsted, south to 11th, west to Peoria, south to 11th, west to Ashland, south to 123d, east to Halsted, south to Little Calumet avenue, easterly to Illinois Central tracks and Indiana avenue, south to 138th, east to state line, north along state line to the lake and along lake shore to 43d.
- James R. Mann, Rep.
- John C. Vaughn, Dem.
- Edgar T. Lee, Pro.
- John C. Flora, Soc.
- Thomas D. Knight, Prog.

- 3. That part of Chicago bounded as follows: From Halsted west on 51st to 48th avenue, south to 87th, east to Western avenue, south to 99th, west to Ogden avenue, south to 15th, east to Western, south to Lyon avenue, east to Ashland avenue, north to 115th, east to Peoria, north to 11th, east to Halsted, north to 103d, east to Stewart avenue, north to 99th, east to State, north to 51st; also the towns of Lemont, Palos, Worth, Orland, Bremen, Thornton, Rich, Bloom and Calumet, in Cook county.

George E. Gorman, Dem.....	16,285	river, south and east along river to lake and north along lake shore to Irving Park boulevard.	
William W. Wilson, Rep.....	14,132	Fred A. Britten, Rep.....	11,650
William H. Dietz, Pro.....	5,022	Lynden Evans, Dem.....	10,210
George H. Gibson, Soc.....	5,123	Herbert V. Lyons, Pro.....	235
Franklin P. Simous, Prog.....	13,039	Frank Schildersmith, Soc.....	3,964
4. That part of Chicago bounded as follows: From Halsted street southwest along river to Laffin, north to 22d, west to Clifton Park avenue, south to 24th, west to Central Park avenue, south to Illinois and Michigan canal, southwest to 39th, west to 48th avenue, south to 51st, east to State, north to 39th, west to Stewart avenue, north to 32d, west to Parnell avenue, south to 34th, west to Halsted, north to river.		C. O. Ludlow, Prog.....	7,566
James T. McDermott, Dem.....	14,225	10. That part of Chicago bounded as follows: From Lake Michigan southwest on Rogers avenue to Howard, west to Kedzie, south to Devon avenue, east to Western avenue, south to Belmont avenue, west to river, southeast along river to North avenue, east to Halsted, north to Fullerton avenue, west to Racine avenue, north to Irving Park boulevard, east to lake and north along lake shore to Rogers avenue; also Lake county and the towns of Evanston, Niles, New Trier and Northfield, in Cook county.	
Charles J. Tomkiewicz, Rep.....	6,097	Charles M. Thomson, Prog.....	21,028
Carl E. Gauger, Soc.....	4,503	George E. Foss, Rep.....	17,325
5. That part of Chicago bounded as follows: From river west on 12th to Laffin, north to Taylor, west to Cypress, south to 12th, west to Homan avenue, south to Ogden avenue, southwest to Clifton Park avenue, south to 22d, east to Laffin, south to river, northeast along river to 12th.		Frank L. Fowler, Dem.....	15,515
Adolph J. Sabath, Dem.....	11,150	Dudley G. Hays, Pro.....	504
Jacob Gartenstein, Rep.....	4,192	Charles A. Larson, Soc.....	5,311
Charles Toepfer, Soc.....	3,359	11. Counties of DuPage, Kane, McHenry and Will.	
L. H. Clusman, Prog.....	2,825	Ira C. Copley, Rep.....	25,750
6. That part of Chicago bounded as follows: From Center avenue west on Madison to Ashland avenue, north to Washington boulevard, west to Homan avenue, north to Kinzie, west to Austin avenue, south to 12th, east to 46th, south to 39th, east to Illinois and Michigan canal, northeast along canal to Central Park avenue, north to 24th, east to Clifton Park avenue, north to Ogden avenue, northeast to Homan avenue, north to 12th, east to Cypress, north to Taylor, east to Loomis, north to Van Buren, east to Center avenue, north to Madison; also the towns of Proviso, Cicero, Oak Park, Berwyn, Riverside, Stickney and Lyons, in Cook county.		Thomas H. Riley, Dem.....	14,330
Arthur W. Fulton, Rep.....	18,974	William P. Lea, Pro.....	876
James McAndrews, Dem.....	22,529	P. H. Murray, Soc.....	1,167
J. W. Troeger, Pro.....	467	12. Counties of Boone, DeKalb, Grundy, Kendall, LaSalle and Winnebago.	
John Will, Soc.....	7,776	Charles E. Fuller, Rep.....	16,905
7. That part of Chicago bounded as follows: From Western avenue west on Devon avenue, Fulton and Hamilton streets to 72d avenue, north to Park Ridge boulevard, west to Highland avenue, south to Devon, east to Winter, south to Everill avenue, east to 73d, south to Bryn Mawr avenue, east to 60th avenue, south to Irving Park boulevard, west to 72d avenue, south to North avenue, east to Austin avenue, south to Kinzie, east to Homan avenue, south to Washington boulevard, east to Ashland avenue, north to Chicago avenue, west to Robey, north to Fullerton, east to river, northwest along river to Belmont, east to Western avenue, north to Devon avenue; also the towns of Hanover, Schaumburg, Elk Grove, Maine, Leyden; Barrington, Palatine, Wheeling and Norwood Park, in Cook county.		J. W. Rausch, Dem.....	12,234
Frank Buchanan, Dem.....	19,452	C. W. Earl, Pro.....	718
Niels Junil, Rep.....	15,266	Joseph McCabe, Soc.....	2,142
E. H. Parkinson, Pro.....	427	William H. Hinebaugh, Prog.....	18,334
Otto C. Christensen, Soc.....	15,043	13. Counties of Carroll, Jo Daviess, Lee, Ogle, Stephenson and Whiteside.	
Elton C. Armitage, Prog.....	18,816	John C. McKenzie, Rep.....	14,398
8. That part of Chicago bounded as follows: From the river west on Fullerton avenue to Robey, south to Chicago avenue, east to Ashland avenue, south to Madison, east to Center avenue, south to Van Buren, west to Loomis, south to Taylor, west to Laffin, south to 12th, east to river, north and northwest along river to Fullerton avenue.		Ray Rariden, Dem.....	11,704
Thomas Gallagher, Dem.....	10,922	William Beers, Pro.....	813
William G. Herrmann, Rep.....	6,030	C. C. Brooks, Soc.....	616
John Nelson, Pro.....	206	I. F. Edwards, Prog.....	11,875
N. F. Holm, Soc.....	3,674	14. Counties of Hancock, Henderson, McDonough, Mercer, Rock Island and Warren.	
9. That part of Chicago bounded as follows: From Lake Michigan west on Irving Park boulevard to Racine avenue, south to Fullerton avenue, east to Halsted street, south to North avenue, west to		Clyde H. Tavenner, Dem.....	17,024
		Charles J. Searle, Rep.....	15,816
		P. W. Cupler, Pro.....	680
		Charles Black, Soc.....	2,466
		15. Counties of Adams, Fulton, Henry, Knox and Schuyler.	
		George W. Prince, Rep.....	12,008
		A. S. Hoxworth, Dem.....	17,156
		Paul D. Ransom, Pro.....	912
		John C. Sjdin, Soc.....	2,642
		Charles F. Kincheloe, Prog.....	15,173
		16. Counties of Bureau, Marshall, Peoria, Putnam, Stark and Tazewell.	
		Claude U. Stone, Dem.....	20,956
		F. H. Smith, Rep.....	9,295
		George W. Warner, Pro.....	485
		Rudolph Pfeiffer, Soc.....	2,474
		William E. Cadmus, Prog.....	12,659
		17. Counties of Ford, Livingston, Logan, McLean and Woodford.	
		John A. Sterling, Rep.....	13,572
		Louis Fitz-Henry, Dem.....	14,966
		Robert Means, Pro.....	709
		F. J. Brals, Soc.....	838
		George E. Stump, Prog.....	9,266
		18. Counties of Clark, Cumberland, Edgar, Ironquois, Kaukaee and Vermilion.	
		Joseph G. Cannon, Rep.....	18,707
		Frank T. O'Hair, Dem.....	19,485
		Clay F. Gaumer, Pro.....	1,279
		John H. Walker, Soc.....	1,132
		E. F. Roysse, Prog.....	9,511
		19. Counties of Champaign, Coles, DeWitt, Douglas, Macon, Moultrie, Shelby and Platt.	
		William B. McKinley, Rep.....	20,643
		Charles M. Borchers, Dem.....	22,166
		Thomas C. Eller, Pro.....	791
		C. E. Peebles, Soc.....	834
		John H. Chadwick, Prog.....	10,755

20. Counties of Brown, Calhoun, Cass, Greene, Jersey, Mason, Menard, Morgan, Pike and Scott.
 Henry T. Rainey, Dem. 21,203
 E. E. Brass, Rep. 9,478
 Charles Corson, Pro. 791
 Jesse Morgan, Soc. 785
 B. O. Aylesworth, Prog. 7,007

21. Counties of Christian, Macoupin, Montgomery and Sangamon.
 H. Clay Wilson, Rep. 12,556
 James M. Graham, Dem. 21,361
 Lewis F. Denton, Pro. 849
 Herman Rahm, Soc. 2,551
 Robert Johns, Prog. 7,286

22. Counties of Bond, Madison, Monroe, St. Clair and Washington.
 William A. Rodenberg, Rep. 19,458
 William N. Baltz, Dem. 23,112
 Andrew J. Meek, Pro. 795
 William C. Pierce, Soc. 4,276
 Utten S. Nixon, Prog. 5,608

23. Counties of Clinton, Crawford, Effingham, Fayette, Jasper, Jefferson, Lawrence, Marion, Richmond and Wabash.
 Martia D. Foster, Dem. 26,938
 Robert B. Clark, Rep. 12,837
 J. W. Honey, Pro. 1,109
 John L. McKittrick, Soc. 1,411
 George W. Jones, Prog. 9,116

24. Counties of Clay, Edwards, Gallatin, Hamilton, Hardin, Johnson, Massac, Pope, Saline, Wayne and White.
 H. Robert Fowler, Dem. 19,811
 James B. Blackman, Rep. 15,004

T. J. Scott, Pro. 682
 T. C. Mason, Soc. 935
 A. J. Gibbons, Prog. 5,125

25. Counties of Alexander, Franklin, Jackson, Perry, Pulaski, Randolph, Union and Williamson.
 N. B. Thistlewood, Rep. 16,706
 Robert P. Hill, Dem. 19,992
 Charles F. Stalker, Pro. 859
 Paul H. Castle, Soc. 2,063
 Robert T. Cook, Prog. 6,645

FOR GOVERNOR.

Charles S. Deneen, Rep. 318,469
 Edward F. Dunne, Dem. 443,120
 Edward R. Worrell, Pro. 15,231
 John C. Kennedy, Soc. 78,679
 John M. Francis, Soc.-Lab. 3,980
 Frank H. Funk, Prog. 303,401

LEGISLATURE.

	Senate	House	J.B.
Democrats	24	72	96
Republicans	25	52	77
Progressives	2	26	48
Socialists	0	3	3

STATE OFFICERS.

Governor—Edward F. Dunne, Dem.
 Lieutenant-Governor—Barratt O'Hara, Dem.
 Secretary of State—Harry Woods, Dem.
 Auditor—James J. Brady, Dem.
 Treasurer—William Ryan, Jr., Dem.
 Attorney-General—Patrick Lucey, Dem.
 Superintendent of Public Instruction—Francis G. Blair, Rep.
 Insurance Superintendent—Rufus M. Potts, Dem.
 The Adjutant-General—Col. F. S. Dickson.

INDIANA (Population in 1910, 2,700,876).

Population in 1910	PRESIDENT 1912					PRESIDENT 1908				
	Dem.	Rep.	Pro.	Soc. S. L.	Ind.	Dem.	Rep.	Pro.	Soc. S. L.	Ind.
2140 Adams	291	917	732	30	6	340	1739	14	13	5
9638 Allen	8659	4323	602	4245	1512	127	12145	9468	840	14
24813 Bartholomew	3147	1321	238	1604	196	15	3637	3306	151	3
12 88 Benton	1425	1030	103	796	30	2	1566	1936	103	—
15820 Blackford	1651	309	146	1163	256	9	2214	1835	166	1
24673 Boone	3280	1181	156	2014	90	14	3525	3471	166	1
7975 Brown	909	305	52	253	12	—	1177	683	68	—
17970 Carroll	2275	1467	132	926	83	—	2590	2546	152	2
56368 Cass	4421	1573	207	3094	187	29	5234	4700	349	8
30260 Clark	3315	805	50	2453	137	15	4085	3706	82	8
32555 Clay	3274	1494	174	1614	637	31	4204	3766	110	8
26474 Clinton	3355	2182	189	1821	219	24	3680	3626	281	1
12957 Crawford	1139	683	150	1042	328	4	1530	1403	126	1
27447 Daviess	2759	2605	150	1081	327	39	3253	3424	134	9
21896 Dearborn	2267	1346	89	701	146	9	3345	2520	94	1
18793 Decatur	2645	1293	140	1436	88	7	2564	2838	159	1
25054 Dekalb	2766	1125	244	1623	447	16	3684	2991	387	2
51414 Delaware	4313	2018	637	4059	1199	52	5725	7014	475	19
19843 Dubois	3059	695	54	606	106	7	3344	1397	36	—
49008 Elkhart	4300	1199	563	4533	856	102	5697	6245	596	8
14415 Fayette	1455	1030	68	1214	231	21	1700	2394	114	1
30293 Floyd	3236	669	90	2580	341	20	4064	3451	94	4
20439 Fountain	2449	1590	123	1067	140	21	2846	2894	122	2
15355 Franklin	2306	929	80	630	30	1	3616	1670	74	1
18749 Fulton	2022	1427	213	694	70	8	2340	2428	125	—
30137 Gibson	3250	2266	226	1270	295	7	3656	3753	241	5
51426 Grant	4390	3939	1015	2185	1323	184	5819	7181	1140	32
36873 Greene	3373	2156	148	1583	1203	143	4172	4145	84	23
27026 Hamilton	2463	2247	399	1834	90	19	2947	4421	435	—
19030 Hancock	2594	738	149	1375	133	9	3040	2472	146	—
20232 Harrison	2106	900	43	1219	118	13	2646	2419	100	2
20840 Hendricks	2372	1439	142	1495	48	7	2571	3231	146	2
29758 Henry	3087	2479	508	1550	437	56	3197	4358	332	3
33177 Howard	2824	2152	453	2184	1107	119	3497	4423	550	9
28982 Huntington	3119	2108	369	1586	252	12	3712	3373	405	8
24727 Jasper	3225	921	96	1236	175	14	3783	2951	140	3
13044 Jasper	1292	1238	59	694	14	1	1485	1389	70	—
24961 Jay	2786	1282	398	1596	218	10	3370	3256	426	3
20483 Jefferson	2325	1543	158	943	137	5	2708	2985	176	5
14203 Jennings	1577	955	69	839	81	8	1871	2100	101	2
20394 Johnson	2890	924	211	1408	49	13	3288	2519	193	1
39183 Knox	4448	2805	205	1316	892	86	5116	4247	199	17
27366 Kosciusko	2817	1767	307	2062	210	23	3362	4377	233	11
15148 Lagrange	1243	758	96	1462	22	1	1414	2357	133	—
82864 Lake	5136	5176	159	5659	1182	191	5502	9499	125	28
45397 Laporte	4847	2701	130	2749	397	48	5680	5824	126	3
30023 Lawrence	2579	1633	91	2106	338	33	3113	3884	93	4

Population.	Wilson	Taft	Chafin	Roosevelt	Debs	Reimer	Bryan	Taft	Chafin	Gillham	Debs	Wats	Hagen
63224 Madison.....	6676	1771	455	4751	1947	157.	8296	7811	497	26	894	5	5
263971 Marion.....	28905	12398	1241	18396	5238	418.	84078	34351	839	116	1075	75	46
21475 Marshall.....	2859	1196	192	1490	164	17.	3287	2647	199	5	55	9	6
12550 Marion.....	1440	975	27	553	22	3.	1793	1967	34	—	11	3	—
29350 Miami.....	5376	1426	253	1905	422	32.	4176	3820	233	11	187	12	1
23426 Monroe.....	2396	1388	130	1497	84	16.	2780	3051	77	—	14	4	—
29296 Montgomery.....	3821	2747	222	1246	173	7.	4227	4427	195	3	44	18	5
21182 Morgan.....	2608	1353	176	1236	185	26.	2789	3074	121	—	4	1	1
10504 Newton.....	965	892	96	633	26	2.	1190	1645	65	—	8	2	3
24009 Noble.....	2888	1443	99	1700	106	8.	3219	3507	120	1	29	3	5
4329 Ohio.....	553	496	39	120	9	—.	622	619	16	3	4	—	—
17192 Orange.....	1890	1021	55	949	53	5.	1961	2453	70	2	44	2	—
14053 Owen.....	1621	69	69	784	161	12.	2023	1726	61	3	51	10	2
22214 Parke.....	2031	1891	254	684	346	11.	2707	3126	315	5	204	1	—
18078 Perry.....	1931	520	30	1130	34	5.	2356	1903	34	—	67	1	—
19844 Pike.....	1984	1515	68	489	298	4.	2390	2359	59	5	131	4	9
20540 Porter.....	1852	1510	45	1241	120	12.	1789	2940	78	5	59	3	36
21670 Posey.....	2767	1193	140	745	132	4.	3084	2444	147	3	69	5	—
13312 Pulaski.....	1250	729	222	586	135	14.	1832	1561	110	2	14	11	2
20520 Putnam.....	2222	1354	92	1079	91	7.	1311	2826	121	1	36	8	3
29013 Randolph.....	2158	1988	366	2471	272	20.	2600	4792	380	2	87	6	1
19452 Ripley.....	2451	1492	77	884	163	23.	2749	2690	88	5	76	2	2
19349 Rush.....	2312	1811	185	1075	77	6.	2544	3102	191	3	13	4	—
8525 Scott.....	1033	327	3	59	18	—.	1243	979	51	—	5	3	—
26882 Shelby.....	3432	1234	235	1969	315	21.	4035	3339	252	2	95	9	1
20676 Spencer.....	2428	1268	117	1142	151	6.	2682	2920	61	2	18	4	—
10567 Starke.....	1208	787	49	696	54	6.	1805	1521	43	2	39	4	1
14274 Steuben.....	1226	1290	477	1210	41	5.	1453	2704	182	2	13	5	2
84512 St. Joseph.....	5891	3146	452	5240	1285	87.	8562	11222	272	15	705	10	27
32439 Sullivan.....	3707	1405	274	1068	1045	93.	4657	2942	58	1	14	1	8
9014 Switzerland.....	1342	882	62	322	75	5.	1537	1444	225	16	398	7	—
40063 Tippecanoe.....	4442	3006	173	2538	191	3.	4984	6161	289	3	65	8	26
17459 Tipton.....	2185	1262	201	914	113	13.	2556	2395	183	1	13	7	1
6290 Union.....	705	643	63	342	38	1.	808	1096	73	—	18	—	—
77438 Vanderburg.....	7219	4899	187	2738	2572	127.	8633	9116	135	90	1034	21	14
18865 Vermillion.....	1780	1621	229	1690	540	21.	1844	2568	217	8	407	5	3
3730 Vigo.....	7254	3103	707	4988	1892	14.	10885	10223	357	23	630	456	8
26298 Wabash.....	2371	1363	285	2432	308	50.	3116	4691	337	5	87	3	1
19399 Warren.....	872	1183	64	695	46	—.	1045	2082	70	—	3	4	—
21911 Warrick.....	2218	1421	254	819	310	37.	2782	2839	138	7	101	1	1
17445 Washington.....	2233	712	63	1113	61	7.	2573	1976	74	—	12	6	—
43757 Wayne.....	3806	1851	229	4457	1032	116.	4508	6731	179	7	308	2	8
22418 Wells.....	2760	812	301	1080	152	7.	3345	2185	482	3	65	3	—
17802 White.....	2059	1613	99	822	41	5.	2326	2423	144	1	19	6	—
18832 Whitley.....	2206	1082	151	930	70	4.	2493	2302	134	1	13	—	—
Total.....	281890	151267	19248	162007	36361	3150.	358232	348963	18045	643	13476	1193	514
Plurality.....	118883	—	—	—	—	—	—	10731	—	—	—	—	—
Per cent.....	43.07	23.11	2.94	24.76	5.64	.48.	46.91	48.39	2.50	1.0	1.87	.16	.07
Total vote.....	654473	—	—	—	—	—	—	721126	—	—	—	—	—

FOR REPRESENTATIVES IN CONGRESS, 1912.

- The counties of Gibson, Pike, Posey, Spencer, Vanderburg and Warrick.
 Charles F. Lieb, Dem..... 20,014
 David H. Ortmyer Rep..... 13,153
 George E. Flannigan, Pro..... 910
 Humphrey C. Heidt, Prog..... 6,022
 William H. Rainey, Soc..... 3,737
- The counties of Daviess, Greene, Knox, Lawrence, Martin, Monroe, Owen and Sullivan.
 William H. Cullop, Dem..... 22,082
 Oscar E. Bland, Rep..... 15,858
 Isaac C. Overman, Pro..... 873
 John N. Dyer, Prog..... 6,001
 James L. B. Shepherd, Soc..... 3,888
- The counties of Clark, Crawford, Dubois, Floyd, Harrison, Perry, Orange, Scott and Washington.
 William E. Cox, Dem..... 23,150
 William D. Barnes, Rep..... 10,049
 H. W. White, Pro..... 538
 S. G. Wilkinson, Prog..... 10,005
 John Zahnd, Soc..... 1,192
- The counties of Bartholomew, Brown, Dearborn, Jackson, Jefferson, Jennings, Johnson, Ohio, Ripley and Switzerland.
 Lincoln Dixon, Dem..... 24,250
 Rollin A. Turner, Rep..... 12,436
 Henry Thompson, Pro..... 1,036
 Charles Zoller, Jr., Prog..... 7,540
 William F. Carmichael, Soc..... 1,000
- The counties of Clay, Hendricks, Morgan, Parke, Putnam, Vermillion and Vigo.
 Ralph W. Moss, Dem..... 20,634
 F. W. Blankenbaker, Rep..... 11,995
 John S. L. Myers, Pro..... 1,444
 William Houston, Prog..... 3,351
 Joseph W. Amis, Soc..... 8,263
- The counties of Decatur, Fayette, Franklin, Hancock, Henry, Rush, Shelby, Union and Wayne.
 Finly H. Gray, Dem..... 19,987

William L. Risk, Rep.....	11,242
Mercer Brown, Pro.....	1,378
Gurliel Jensen, Prog.....	10,797
F. Foster Van Vorhis, Soc.....	2,129
7. The county of Marion.	
Charles A. Korby, Dem.....	28,901
Thomas R. Shipp, Rep.....	13,320
Albert Stark, Pro.....	1,387
J. V. Zartman, Prog.....	13,402
Frank J. Hays, Soc.....	5,501
8. The counties of Adams, Delaware, Jay, Madison, Randolph and Wells.	
J. A. M. Adair, Dem.....	23,530
J. P. Watts, Rep.....	8,298
J. Walter Gibson, Pro.....	2,033
E. C. Toner, Prog.....	13,157
Hunter McDonald, Soc.....	3,611
9. The counties of Boone, Carroll, Clinton, Fountain, Hamilton, Howard, Montgomery and Tipton.	
M. A. Morrison, Dem.....	23,574
William Robinson, Rep.....	15,901
A. M. Ewing, Pro.....	1,562
John F. Neal, Prog.....	9,205
George N. Keller, Soc.....	2,011
10. The counties of Benton, Jasper, Lake, Lanette, Newton, Porter, Tippecanoe, Warren and White.	
John B. Peterson, Dem.....	18,461
E. D. Crumacker, Rep.....	17,294
William R. Herdrich, Pro.....	581
John S. Bowers, Prog.....	9,793
A. K. Mark, Soc.....	1,370
11. The counties of Blackford, Cass, Grant, Huntington, Miami and Wabash.	
George W. Rauch, Dem.....	21,894
John W. G. Stewart, Rep.....	12,213
Ed H. Kennedy, Pro.....	2,232
Edgar M. Baldwin, Prog.....	10,830
Ernest Malott, Soc.....	2,313

- 12. The counties of Allen, Dekalb, Lagrange, Noble, Steuben and Whitley.
Cyrus Cline, Dem. 19,903
Charles R. Lane, Rep. 11,147
William F. Dibble, Pro. 2,022
Louis N. Litman, Prog. 8,114
- 13. The counties of Elkhart, Fulton, Kosciusko, Marshall, Pulaski, St. Joseph and Starke.
Henry A. Baruhart, Dem. 24,968
Charles A. Carlisle, Rep. 13,787
William Mamer, Pro. 1,343
R. C. Stephens, Prog. 13,824
Erwin H. Cady, Soc. 2,937

- LEGISLATURE. Senate. House. J. B.
- Democrats 40 95 135
- Republicans 9 4 13
- Progressives 1 2 1 2
- STATE OFFICERS.
- Governor—Samuel M. Ralston, Dem.
- Lieutenant-Governor—William P. O'Neill, Dem.
- Secretary of State—L. G. Ellingham, Dem.
- Auditor—W. H. O'Brien, Dem.
- Treasurer—William H. Vollmer, Dem.
- Attorney-General—Thomas Honan, Dem.
- Reporter Supreme Court—Philip Zoercher, Dem.
- Statistieian—Thomas Broiley, Dem.
- Superintendent Public Instruction—Charles A. Great-house, Dem.

IOWA (Population in 1910, 2,224,771).

Population in 1910.	COUNTIES. (89)	PRESIDENT 1912						GOVERNOR 1910						PRESIDENT 1908					
		Dem. Wils. Ross.	Prog.	Rep. Tap.	Soc. Deba.	Pro. Chas'n.	Pro. Carroll.	Rep. Porter.	Pro. Mack.	Pro. Chas'n.	Soc. Work.	Rep. Bryan.	Dem. Chas'n.	Prog. Deba.	Soc. Wilson.	Pro. Heilig.	Ind. Heilig.		
14420	Adair	1195	890	1248	31	88	1738	1279	40	18	2185	1822	45	24	2	1	—		
10698	Adams	1215	571	913	32	52	1874	1262	43	16	1595	1325	57	30	1	1	—		
17328	Allamakee	1767	1273	1269	39	15	2176	1984	35	15	2621	1725	40	7	—	4	4		
20730	Appanoose	2078	969	2356	359	65	2386	2532	74	109	3161	2167	80	322	13	4	—		
12671	Audubon	963	968	632	10	18	1392	989	26	11	1701	1050	33	9	1	1	—		
23156	Benton	2472	1234	1831	199	72	2303	2357	69	176	3180	2416	76	94	2	3	—		
44865	Black Hawk	3762	4724	1601	411	211	3746	3148	485	217	5437	3127	293	244	7	4	—		
27626	Boone	1601	2835	802	537	105	2411	1754	171	207	3398	1958	151	350	4	5	—		
15843	Bremer	1944	743	1013	24	42	1407	1934	58	19	1656	1925	56	14	1	4	—		
19237	Buchanan	1866	1271	231	104	212	1764	165	19	2552	1859	118	16	2	—	—			
15881	Buena Vista	921	1832	755	61	46	1680	838	89	37	2337	1654	79	14	1	—	—		
17119	Butler	926	1523	903	28	87	1785	968	109	14	2167	994	66	65	1	—	—		
17090	Calhoun	1182	1324	943	85	65	1675	1172	127	39	2353	1152	152	64	7	—	—		
20117	Carroll	2326	1188	674	53	51	1259	2491	69	15	1865	2510	58	12	—	—	—		
19047	Cass	1510	1006	1724	103	62	2259	1589	77	42	2799	1655	47	64	6	3	—		
17765	Cedar	1938	1364	1096	43	39	1973	1979	63	19	2455	1986	67	22	1	—	—		
25011	Cerro Gordo	1742	1813	1314	212	100	2081	1364	117	78	2990	1520	98	60	—	—	—		
16741	Cherokee	930	1680	581	56	45	1382	1009	78	33	2300	1084	68	24	1	4	—		
15375	Chickasaw	1891	602	1022	35	21	1431	1864	15	23	1571	1877	35	15	1	2	—		
10736	Clarke	910	595	882	20	61	1356	1004	46	9	1634	1154	37	3	1	1	—		
12766	Clay	707	1347	675	50	41	1498	718	35	14	1921	778	41	16	1	—	—		
13719	Clinton	2910	1329	1289	142	90	2152	2006	61	65	2773	3036	61	30	2	3	—		
43394	Clinton	3533	3188	1800	403	91	3402	4642	43	153	489	4821	60	191	2	4	—		
20041	Crawford	2193	1181	1169	66	61	1611	2436	61	23	2169	2322	69	22	3	3	—		
23628	Dallas	1718	1561	1825	200	144	2526	1470	190	73	3132	1871	142	73	2	—	—		
13315	Davls.	1453	353	1184	44	81	1529	1527	20	21	1484	1749	40	20	1	2	—		
16347	Decatur	1654	773	1351	90	55	1889	1672	53	44	2149	1809	56	58	17	2	—		
17888	Delaware	1889	1145	1394	85	43	1948	1938	48	55	2396	1471	65	36	1	—	—		
36145	Des Moines	3169	2090	2196	537	192	2761	3798	94	372	4153	3975	103	233	2	23	—		
8137	Dickinson	502	850	457	38	15	1006	512	25	31	1109	503	26	25	2	1	—		
57450	Dubuque	6237	3421	1620	413	31	2240	6616	53	400	4708	6645	53	427	1	21	—		
19816	Emmett	486	738	602	49	18	1296	459	25	42	1401	522	24	38	—	—	—		
27919	Fayette	2379	1240	1162	150	102	1622	2298	168	112	3569	2251	179	86	1	12	—		
17119	Floyd	1244	1345	1216	142	48	1716	890	80	63	2493	1250	48	15	1	4	—		
18149	Franklin	694	1403	776	67	129	1340	841	57	13	2154	737	60	1	—	—	—		
15623	Fremont	1762	861	973	65	38	1680	1677	55	40	1949	1979	59	21	—	—	—		
16023	Greene	980	1169	1324	29	63	1770	1011	77	13	2574	1152	84	16	—	—	—		
18574	Grundy	1149	1465	421	12	48	1322	1276	67	2	1861	1105	45	1	—	—	—		
17374	Guthrie	1390	1303	1258	74	72	2047	1440	101	15	2560	1532	60	11	3	1	—		
19242	Hamilton	1041	2282	831	68	68	1584	932	148	32	2765	1145	100	34	—	—	—		
12731	Hancock	710	829	860	8	30	1221	681	43	4	1750	804	49	3	—	—	—		
20021	Hardin	1072	2362	732	87	201	1612	1571	213	24	3123	1187	146	19	—	—	—		
23162	Harrison	2157	1536	1528	236	74	2409	2015	86	119	2914	2425	111	108	1	2	—		
18640	Henry	1580	856	1665	47	105	2014	1461	81	18	2533	1606	82	11	1	3	—		
12290	Howard	1416	587	750	69	63	1311	1239	50	63	1530	1408	57	53	1	3	—		
13729	Humboldt	434	1043	477	16	39	1307	613	64	20	2482	957	54	9	—	—	—		
11296	Ia	1087	1144	550	18	13	1214	1169	9	8	1367	1131	49	19	—	—	—		
18409	Ida	1841	875	1237	24	45	1712	2089	69	26	2230	1907	83	13	—	—	—		
21258	Jackson	2259	1003	1174	109	255	2032	2331	26	117	2542	2545	35	109	1	8	—		
27034	Jasper	2487	1531	1766	367	164	2607	2490	172	207	3543	2889	152	91	2	4	—		
15861	Jefferson	1311	786	1378	72	115	1819	1369	136	44	2271	1439	166	17	2	—	—		
23914	Johnson	3327	763	1645	92	59	2200	3014	74	46	2758	3314	50	14	9	6	—		
19050	Jones	2189	689	1622	34	33	2032	2025	72	31	2453	2176	52	23	2	1	—		
21230	Keokuk	2434	1232	1361	71	119	2525	2376	166	44	2728	2459	151	40	—	—	—		
21971	Kossuth	1813	1890	857	21	35	1831	1715	45	14	2612	1826	35	9	—	—	—		
36702	Lee	3291	2290	2916	285	56	3141	4227	73	150	4262	4706	73	86	6	11	—		
69720	Linn	5422	3038	4326	487	242	4420	4427	191	191	6338	5483	213	121	2	28	—		
13462	Lucas	968	855	969	110	58	1431	1709	872	42	36	2192	1267	10	35	2	4	—	
14624	Lyon	896	1361	412	89	19	1362	1198	31	62	1456	1034	29	56	—	—	—		
15851	Madison	1185	1121	1274	89	104	1979	1249	168	68	2425	1404	182	56	6	1	—		
20890	Mahaska	2576	1765	1682	202	283	3240	2172	379	157	3326	3035	385	92	5	3	—		
22995	Marion	2276	1419	1191	297	72	2279	2823	126	208	2625	2789	160	154	5	8	—		
30279	Marshall	2162	1036	926	324	199	1917	2286	332	236	3887	1941	309	195	2	3	—		
18111	Mills	1312	1068	850	67	33	1664	1337	58	20	1959	1422	55	17	2	6	—		
15455	Mitchell	1082	1171	510	29	30	1489	856	34	38	1932	988	36	1	—	—	—		
16633	Monona	1353	1289	1109	36	32	1738	1180	54	25	1977	1732	35	15	1	—	—		
25429	Monroe	2485	1495	1388	483	61	2493	1833	73	458	2383	1979	112	418	1	7	—		
18014	Montgomery	1206	917	106	32	2080	1070	54	47	253	1282	85	478	2	6	—	—		
28545	Muscataine	2697	2796	739	738	88	2867	3112	56	640	3325	3038	85	478	2	6	—		
17232	O'Brien	1506	1659	629	53	32	1650	1512	59	40	1912	1326	86	36	—	—	—		
8966	Osceola	786	1009	520	29	14	853	762	16	18	1000	777	18	11	1	—	—		

Table with columns: Population, Wilson, Roosevelt, Taft, Debs, Chasfn, Carroll, Porter, M'Eachron, Work, Taft, Bryan, Chasfn, Debs, Watson, Hagen. Lists various counties and their respective population figures for each candidate.

Summary table with columns: Total, Plurality, Per cent., Total vote. Row 1: 185325, 161819, 119850, 16367, 8400, 205606, 187287, 10212, 9700, 275210, 200771, 9837, 8287, 261, 404. Row 2: 18579, 74439. Row 3: 37.63, 32.87, 24.34, 3.45, 1.71, 49.81, 45.36, 2.48, 2.35, 55.63, 40.58, 1.90, 1.65, .05, .10. Row 4: 492356, 412805, 494770.

FOR REPRESENTATIVES IN CONGRESS, 1912.

Table listing representatives for various counties including Des Moines, Henry, Jefferson, Lee, Charles A. Kennedy, Joshua F. Elder, Joe S. Crall, Frank Rubisch, Muscatine and Scott, Irvn S. Pepper, Michael T. Kennedy, C. C. Bacon, Black Hawk, Bremer, Buchanan, Butler, Delaware, Dubuque, Franklin, Hardin and Wright, Maurice Connolly, Charles E. Pickett, R. E. Leach, D. S. Cameron, S. F. D. Kennedy, Allamakee, Cerro Gordo, Chickasaw, Clayton Fayette, Floyd, Howard, Mitchell, Winneshiek and Worth, Gilbert N. Haugen, G. A. Meyer, James S. Mott, Thomas McElroy, Benton, Cedar, Grundy, Jones, Linn, Marshall and Tama, James W. Good, S. C. Huber, Fred A. Niles, Louis N. Nock, F. J. Thomas, Davis, Jasper, Keokuk, Mahaska, Poweshiek and Wapello, Sant Kirkpatrick, M. A. McCord, John H. Patton, Andrew Engle, Dallas, Madison, Marlon, Polk, Story and Warren, Solomon F. Prouty, Clint L. Prlee, George C. White, Andy Swanson, Ira D. Kellogg, Adams, Appanoose, Clarke, Decatur, Fremont, Lucas, Page, Ringold, Taylor, Union and Wayne, Horace M. Towner, V. B. McGinnis, Lawrence W. Laughlin, S. D. Mercer.

Table listing representatives for various counties including Adair, Audubon, Cass, Guthrie, Harrison, Mills, Montgomery, Pottawattmie and Shelby, William R. Green, Orris Mosher, Arthur C. Kelly, W. B. Crewdson, Boone, Calhoun, Carroll, Crawford, Emmet, Greene, Hamilton, Hancock, Humboldt, Kossuth, Palo Alto, Pocalontas, Webster and Winnebago, Frank P. Woods, Nelson L. Rood, Sheppard W. Philpot, A. E. Moxley, Buena Vista, Cherokee, Clay, Dickinson, Ida, Lyon, Monona, O'Brien, Osceola, Plymouth, Sac, Sioux and Woodbury, George C. Scott, Anthony Van Wegenen, Joseph W. Hallam, John W. Bennett, A. Jamieson.

LEGISLATURE. Senate. House. J. B.

Table with 3 columns: Republicans (33), Democrats (17), Total (50).

STATE OFFICERS. (All republicans.)

Table listing state officers: Governor-George W. Clarke, Lieutenant-Governor-William L. Harding, Secretary of State-William S. Allen, Auditor of State-John L. Blearly, Treasurer of State-William C. Brown, Attorney-General-George Cosson.

KANSAS (Population in 1910, 1,690,949).

Table with columns: Population (105), Rep., Dem., Prog., Rep., Dem., Pop. Bryan. Lists candidates for Kansas counties: Allen, Anderson, Atchison, Barber, Barton, Bonbon, Brown, Butler, Chase, Chautauqua, Cherokee, Cheyenne, Clark, Clay, Cloud, Coffey, Comanche.

Population.	Taft	Wilson	Debs	Roosevelt	Taft	Bryan
31700 Crawford.....	113	2559	820	2584	3578	2383
41783 Crowley.....	267	2731	3753	1427	5132	4230
8576 Decatur.....	256	953	121	388	598	1250
24361 Dickinson.....	488	2182	288	1937	2886	2282
14422 Doniphan.....	1321	1017	92	945	2307	1113
24724 Douglas.....	1133	1888	129	2053	3219	2010
7023 Edwards.....	276	764	96	584	773	704
10128 Elk.....	605	971	200	735	1454	1187
12170 Ellis.....	175	1381	38	555	768	1421
10444 Ellsworth.....	353	1045	45	860	1213	1039
6308 Finney.....	283	573	153	586	1000	551
11983 Ford.....	529	1125	105	939	1333	1089
20884 Franklin.....	672	1970	276	1871	2658	2153
13681 Geary.....	387	800	121	918	1257	1034
6044 Gove.....	170	355	35	356	632	456
8700 Graham.....	327	636	169	481	911	723
1087 Grant.....	56	80	22	111	178	133
3121 Gray.....	112	243	80	267	372	338
1335 Greeley.....	95	33	33	106	206	89
16060 Greenwood.....	954	1331	281	1120	2370	1545
3360 Hamilton.....	134	263	33	199	415	275
14748 Harper.....	365	1274	205	1296	1490	1404
19300 Harvey.....	703	1499	180	1590	2305	1475
993 Haskell.....	61	100	21	58	127	139
2460 Hodgeman.....	193	302	35	319	411	240
24827 Lyon.....	1027	1565	45	1126	221	1344
15825 Jefferson.....	1158	1550	74	1125	2270	1720
18148 Jewell.....	1086	1871	143	1497	2410	1932
18288 Johnson.....	834	1837	157	1562	2313	2021
31206 Kearny.....	113	236	83	232	435	304
13886 Kingman.....	336	1421	149	1160	1442	1479
6174 Kiowa.....	276	506	72	549	689	409
31223 Labette.....	1516	2568	1107	1746	3367	2783
6030 Lane.....	158	237	72	155	357	271
41047 Leavenworth.....	2932	3089	314	1778	4846	3518
12142 Lincoln.....	381	1061	103	853	1216	1117
14735 Linn.....	858	1288	889	1052	1850	1657
4240 Logan.....	163	259	54	315	308	308
22415 Marion.....	863	1732	217	1500	2973	2652
23880 Marshall.....	1492	2278	178	1581	3246	2514
21521 McPherson.....	455	1689	147	2406	2708	1905
5655 Meade.....	204	383	110	418	560	386
20060 Miami.....	1053	1919	259	1165	2475	2256
14089 Mitchell.....	737	1441	212	951	1765	1570
49474 Montgomery.....	1842	3011	1194	2924	5166	4030
12977 Morris.....	487	1144	79	1244	1788	1273
1333 Morton.....	120	144	25	64	154	140
19372 Nemaha.....	191	1936	40	1303	2394	2182
29754 Neosho.....	1580	1483	472	1190	2829	2386
15195 Rice.....	322	458	126	464	635	461
11614 Norton.....	598	1081	141	674	1448	1337
19905 Osage.....	850	1969	417	1588	2671	2288
12827 Osborne.....	733	970	105	915	1665	1132
11811 Ottawa.....	517	1264	149	899	1444	1265
8859 Pawnee.....	366	1050	77	759	1000	961
14150 Phillips.....	594	1257	142	1181	1762	1490
17252 Pottawatomie.....	1058	1589	55	1504	2650	1680
11136 Pratt.....	372	947	163	984	1193	1027
6380 Rawlins.....	220	563	181	354	719	732
37853 Reno.....	1696	3381	480	2520	4072	3381
17447 Republic.....	835	1816	127	1278	2152	1905
15195 Rice.....	697	1314	192	1186	1832	1407
15783 Riley.....	425	1170	173	2047	2276	1289
11282 Rooks.....	545	865	115	715	1280	1003
7826 Rush.....	210	870	92	659	764	894
10800 Russell.....	416	983	65	936	1360	976
20338 Saline.....	534	2263	221	1773	2297	2134
3047 Scott.....	56	247	71	282	324	294
73065 Sedgewick.....	1416	5733	801	6546	6756	6049
4091 Seward.....	155	394	131	355	427	413
61874 Shawnee.....	3392	6094	398	4067	7554	5585
5651 Sheridan.....	195	509	52	316	633	631
4549 Sherman.....	129	456	100	280	439	508
15935 Smith.....	970	1534	228	1022	1843	1593
12510 Stafford.....	422	1094	160	958	1334	1135
1034 Stanton.....	42	114	31	77	180	107
2453 Stevens.....	117	237	37	214	258	215
30654 Sumner.....	781	2557	445	2615	3235	2772
5456 Thomas.....	127	432	79	259	569	630
5398 Trégo.....	100	449	90	417	617	458
12721 Wabunsee.....	783	1128	73	936	1849	1163
27259 Wallace.....	31	152	37	294	350	206
20750 Washington.....	1326	1914	113	1314	2711	1904
2006 Wichita.....	82	136	43	110	223	173
19810 Wilson.....	846	1304	684	1415	2428	1773
9450 Woodson.....	694	900	168	1252	1622	1047
10068 Wyandotte.....	2107	7370	1262	8109	9684	8923

Total.....74845 143663 26779 120210..... 197216 161209
 Plurality..... 23845..... 36007
 Per cent.....20.49 39.31 7.33 32.84..... 52.46 42.48
 Total vote..... 365444..... 375946

FOR REPRESENTATIVES IN CONGRESS, 1912.

- Counties of Atchison, Brown, Doniphan, Jackson, Jefferson, Leavenworth, Nemaha and Shawnee.
 D. R. Anthony, Rep.....22,981
 J. B. Chapman, Dem.....20,659
 H. B. Cowell, Soc.....768
- Counties of Allen, Anderson, Bourbon, Douglas, Franklin, Johnson, Linn, Miami and Wyandotte.
 J. L. Brady, Rep.....22,007
 Joseph Taggart, Dem.....25,879
 R. S. Thomas, Soc.....3,714
- Counties of Chautauqua, Cherokee, Cowley, Crawford, Elk, Labette, Montgomery, Neosho and Wilson.
 P. P. Campbell, Rep.....20,973
 F. M. Brady, Dem.....20,142
 George D. Brewer, Soc.....12,724
- Counties of Chase, Coffey, Greenwood, Lyon, Marion, Morris, Osage, Pottawatomie, Wabunsee and Woodson.
 F. S. Jackson, Rep.....16,481
 Dudley Doolittle, Dem.....17,003
 S. W. Beach, Soc.....1,534
- Counties of Clay, Cloud, Geary, Dickinson, Marshall, Ottawa, Republic, Riley, Saline and Washington.
 R. R. Rees, Rep.....18,098
 G. T. Helverlug, Dem.....19,618
 Grant Chapin, Soc.....1,708
- Counties of Cheyenne, Decatur, Ellis, Ellsworth, Gove, Graham, Jewell, Lincoln, Logan, Mitchell, Norton, Osborne, Phillips, Rawlins, Rooks, Russell, Sheridan, Sherman, Smith, Thomas, Trego and Wallace.
 I. D. Young, Rep.....19,081
 John R. Council, Dem.....20,057
 D. W. Stoner, Soc.....2,102
 James K. Lane, Prog.....564
- Counties of Barber, Barton, Clark, Comanche, Edwards, Finney, Ford, Grant, Gray, Greeley, Hamilton, Harper, Hodgeman, Haskell, Kingman, Kiowa, Kearny, Lane, Meade, Morton, Ness, Pawnee, Pratt, Reno, Rice, Rush, Scott, Seward, Stafford, Stevens, Stanton and Wichita.
 G. L. Finley, Rep.....21,720
 G. A. Neeley, Dem.....26,127
 M. L. Amos, Soc.....2,864
 H. R. Ross, Prog.....337
- Counties of Butler, Harvey, McPherson, Sedgewick and Sumner.
 Victor Murdock, Rep.....17,955
 John I. Saunders, Dem.....14,474
 George Burnett, Soc.....1,202

	Dem.	Rep.	Soc.	Prog.	Socialists
Democrats.....	21	72	93		
Republicans.....	18	51	69		
Socialists.....			2		3

LEGISLATURE. Senate. House. J. B.
 Governor—George H. Hodges, Dem.
 Lieutenant-Governor—Sheffield Ingalls, Rep.
 Secretary of State—Charles H. Sessions, Rep.
 Treasurer—Earl Akers, Rep.
 Auditor—W. E. Davis, Rep.
 Attorney-General—John S. Dawson, Rep.
 Superintendent Public Instruction—W. D. Ross, Rep.
 Superintendent Insurance—J. S. Lewis, Rep.
 Chief Justice Supreme Court—W. A. Johnston, Rep.

KENTUCKY (Population in 1910 2,289,905).

Population in 1912.	COUNTIES.						PRESIDENT 1912—		
	(119)	Dem.	Rep.	Prog.	Soc.	Pro. S. L.	Dem.	Rep.	Pro. S. L.
16503 Adair.....	1398	786	1024	9	17	2			
14882 Allen.....	1386	1181	757	16	45	1			
10146 Anderson.....	1391	579	419	8	34	2			
12630 Ballard.....	1706	555	119	197	137	8			
25293 Barren.....	2293	1583	731	48	55	3			
13848 Bath.....	1477	1002	263	15	20	2			
20447 Bell.....	970	1183	1705	120	22	23			
9420 Boone.....	1738	871	142	32	9	3			
17462 Bourbon.....	2262	1744	429	16	39	2			
23444 Boyle.....	1772	1271	1236	242	26	14			
14698 Boyd.....	1798	701	726	22	17	1			
10908 Bracken.....	1315	633	278	89					
17540 Breathitt.....	1682	910	396	1					

Population	Wilson	Taft	Roosevelt	Debs	Chaffin	Reimer
2104 Breckinridge	1387	1163	1232	67	57	3
9487 Bullitt	1289	209	472	15	14	3
15805 Butler	879	1070	988	53	52	9
14093 Caldwell	1231	1293	296	174	15	3
19867 Calloway	2380	628	325	258	27	19
95969 Campbell	4687	2276	2630	1907	76	97
9048 Carlisle	1409	331	128	76	27	8
8110 Carroll	1573	317	208	3	24	3
21966 Carter	1506	1174	1340	79	36	5
15479 Casey	1158	902	806	22	27	3
38845 Christian	2784	5320	717	108	36	15
17987 Clark	2321	1056	658	15	17	4
11769 Clay	623	1044	516	78	5	4
8153 Clinton	310	823	112	19	8	1
13296 Crittenden	1230	1367	371	35	18	2
9846 Cumberland	577	972	156	3	20	—
41020 Davless	4314	1506	1859	83	92	7
10469 Edmonson	799	736	519	26	9	3
9814 Elliott	1006	396	136	3	—	—
12273 Estill	875	869	359	12	25	—
47715 Fayette	5268	4060	1337	77	52	8
16096 Fleming	1915	1400	471	21	40	6
18623 Floyd	1553	961	465	49	4	6
21135 Franklin	2980	783	604	20	12	1
14114 Fulton	1609	520	92	58	10	5
4697 Gallatin	936	714	112	2	2	—
11894 Garrard	1232	481	1055	7	19	1
10581 Grant	1522	837	171	11	27	1
35339 Graves	3858	863	939	185	39	10
19658 Grayson	1685	1075	1146	58	33	6
11871 Green	1117	687	670	9	19	2
18475 Greenup	1172	923	889	243	30	14
8512 Hancock	757	208	67	58	23	6
22636 Hardin	2856	632	1250	80	21	4
10596 Harlan	345	612	824	7	7	1
16873 Harrison	2514	1193	246	21	41	6
18173 Hart	1474	562	1314	117	21	6
26352 Henderson	3038	1157	763	362	48	29
13716 Henry	2274	805	484	12	27	1
11750 Hickman	1540	365	134	28	5	2
34291 Hopkins	3147	1357	1616	382	47	23
10734 Jackson	216	577	885	12	5	—
26292 Jefferson	24100	3319	23516	1170	210	161
12613 Jessamine	1506	835	409	12	65	—
17482 Johnson	1084	908	1264	98	12	13
70355 Kenton	7761	2512	2272	1210	87	112
10791 Knott	1114	387	1259	87	12	1
22116 Knox	1391	1391	1391	55	29	12
10701 Larue	1265	390	568	22	14	—
19872 Laurel	1094	1085	1020	123	15	7
20067 Lawrence	1648	1280	632	48	13	8
9531 Lee	728	570	400	10	6	2
8976 Leslie	105	606	431	2	2	1
10623 Letcher	611	978	372	8	1	2
16887 Lewis	1017	1185	1063	138	33	9
17887 Lincoln	1863	842	1001	30	85	2
10627 Livingston	1069	732	238	51	12	2
24977 Logan	2697	1632	1551	95	37	9
9423 Lyon	986	568	187	25	23	1
26851 Madison	2292	2094	391	26	39	2
13634 Magoffin	891	1004	406	7	10	1
16330 Marion	1848	735	742	17	7	2
15771 Marshall	1675	634	393	85	28	8
7291 Martin	256	655	237	11	6	2
18611 Mason	2475	1558	542	30	23	6
35064 McCracken	2948	1308	1085	441	38	7
McCrary (new)	225	411	501	95	6	7
13241 McLean	1304	822	381	111	30	12
9733 Meade	1145	337	489	61	7	5
6153 Menifee	643	254	90	43	2	2
16933 Mercer	1792	887	646	5	3	3
10453 Metcalfe	837	482	640	9	15	1
13633 Monroe	806	1072	650	6	14	—
12868 Montgomery	1615	758	410	11	14	1
16259 Morgan	1800	876	219	31	11	—
28598 Muhlenberg	2093	1038	1639	796	48	13
16830 Nelson	2275	751	735	23	14	2
10601 Nicholas	1611	400	276	10	46	4
2742 Ohio	2563	1150	1825	361	44	25
7248 Oldham	1139	291	319	15	22	2
12438 Owen	2490	430	257	21	16	2
7379 Owsley	221	711	353	5	3	—
11638 Pendleton	1310	746	395	80	35	4
11255 Perry	590	1023	114	1	4	2
31679 Pike	2583	2777	785	47	25	8
6268 Powell	647	381	163	6	4	—
33986 Pulaski	1980	1731	1785	86	103	21
4121 Robertson	570	158	262	1	5	2
14473 Rockcastle	859	1082	556	10	16	3
9438 Rowan	737	417	458	41	6	4
16361 Russell	713	785	273	41	25	2
16856 Scott	2361	1047	480	17	17	3
18041 Shelby	2487	1129	607	25	25	2

Population	Wilson	Taft	Roosevelt	Debs	Chaffin	Reimer
11480 Simpson	1639	547	418	6	10	1
7567 Spencer	1052	271	256	6	8	—
11961 Taylor	1150	468	842	21	32	11
16488 Todd	1482	1435	170	79	12	5
14539 Trigg	1263	1322	101	162	10	—
6512 Trimble	1183	163	138	5	22	1
19886 Union	2168	642	305	227	13	9
30579 Warren	3447	1842	1770	55	57	5
13940 Washington	1388	723	912	10	12	6
17518 Wayne	1329	1170	312	14	28	4
20674 Webster	2168	1096	524	89	53	12
31982 Whitley	993	985	2031	136	12	10
9864 Wolfe	873	385	230	5	6	—
12571 Woodford	1561	779	446	9	13	3

Total.....219384 115512 102766 11647 5233 956
 Plurality.....104072
 Per cent.....48.37 25.48 22.65 2.58 .71 .21
 Total vote.....459698

- FOR REPRESENTATIVES IN CONGRESS, 1912.
- The counties of Ballard, Caldwell, Calloway, Carlisle, Crittenden, Fulton, Graves, Hickman, Lyon, Livingston, Marshall, McCracken and Trigg. A. W. Barkley, Dem. 22,591
 Charles Furguson, Rep. 10,664
 I. O. Ford, Soc. 1,787
 - The counties of Christian, Davless, Hancock, Henderson, Hopkins, McLean, Union and Webster. A. O. Stanley, Dem. 19,739
 Carr Hawkins, Soc. 1,462
 L. R. Fox, Prog. 6,500
 - The counties of Allen, Barren, Butler, Edmonson, Logan, Metcalfe, Muhlenburg, Simpson, Todd and Warren. R. Y. Thomas, Jr., Dem. 18,220
 T. B. Dixon, Rep. 11,181
 J. D. Duncan, Prog. 7,456
 E. L. Davenport, Soc. 1,192
 - The counties of Breckinridge, Bullitt, Grayson, Green, Hardin, Hart, Larue, Marion, Meade, Nelson, Ohio, Taylor and Washington. Ben Johnson, Dem. 22,168
 John C. Thompson, Rep. 6,713
 L. R. Bassett, Prog. 11,907
 E. A. Logsdon, Soc. 862
 - The county of Jefferson. Swager Sherley, Dem. 24,795
 E. J. Ashcraft, Rep. 3,823
 Henry I. Fox, Prog. 23,115
 Charles Dobbs, Soc. 1,493
 J. H. Arnold, Soc.-Lab. 505
 - The counties of Boone, Campbell, Carroll, Gallatin, Grant, Kenton, Pendleton and Trimble. A. B. Rouse, Dem. 20,690
 D. B. Wallace, Rep. 7,255
 J. G. Blackburn, Prog. 5,701
 M. A. Brinkman, Soc. 2,489
 - The counties of Bourbon, Clark, Estill, Fayette, Franklin, Henry, Lee, Oldham, Owen, Powell, Scott and Woodford. J. Campbell Cantrell, Dem. 24,617
 J. E. Jones, Prog. 5,841
 - The counties of Adair, Anderson, Boyle, Casey, Garrard, Jessamine, Lincoln, Madison, Mercer, Shelby, Spencer. Harvey Helm, Dem. 18,690
 J. W. Dinsmore, Prog. 7,631
 - The counties of Bracken, Bath, Boyd, Carter, Elliott, Fleming, Greenup, Harrison, Lewis, Lawrence, Mason, Menefee, Morgan, Nicholas, Robertson, Rowan, Wolfe, Montgomery, Breathitt. W. J. Fields, Dem. 27,415
 Harry Bailey, Rep. 16,608
 E. S. Hutchins, Prog. 8,903
 James A. Williams, Soc. 1,148
 - The counties of Floyd, Jackson, Johnson, Knott, Letcher, Martin, Magoffin, Owsley, Pike and Perry. John W. Langley, Rep. 12,260
 W. T. Stafford, Prog. 5,286
 - The counties of Bell, Clay, Clinton, Cumberland, Harlan, Knox, McCrary, Leslie, Monroe, Pulaski, Russell, Rockcastle, Wayne, Whitley and Laurel. Ben V. Smith, Dem. 11,769
 Caleb Powers, Rep. 18,531
 H. H. Seavey, Prog. 9,044
 M. O. Jackson, Soc. 577

	LEGISLATURE.	Senate.	House.	J. B.
Democrats	32	78	110	
Republicans	6	21	27	
Fusionists	0	1	1	

STATE OFFICERS: (All democrats.)

Governor—James B. McCreary.
 Lieutenant-Governor—Edward J. McDermott.
 Secretary of State—C. F. Crecelius.
 Treasurer—Thomas S. Rhea.
 Auditor—Henry M. Bosworth.
 Attorney-General—James Garnett.
 Superintendent Public Instruction—Barksdale Hamlett.

LOUISIANA (Population in 1910, 1,656,388)

Population 1910	PARISHES. (64)	PRES. 1912				
		Rep. Dem.	Wilson	Roosevelt	Prog. Soc.	
31947	Acadia	51	117	164	166	
23887	Ascension	64	413	135	12	
24128	Assumption	149	423	171	1	
34102	Avoyelles	38	949	36	116	
21776	Bienville	8	822	34	141	
21738	Bossier	6	427	11	43	
58200	Caddo	34	1946	129	91	
62767	Calcasieu	171	2144	362	584	
8593	Caldwell	18	366	20	106	
4288	Cameron	13	194	9	—	
10415	Catahoula	11	275	44	42	
2450	Clabornne	10	735	20	36	
14273	Concordia	6	205	6	8	
27689	De Soto	11	815	19	74	
34580	East Baton Rouge	46	1076	96	41	
11637	East Carroll	4	161	19	3	
20055	East Feliciana	1	422	12	5	
	Evangeline (new)	31	457	15	43	
11989	Franklin	8	449	39	88	
15358	Grant	15	446	48	208	
31262	Iberia	222	666	350	58	
30654	Iberville	100	487	147	3	
19318	Jackson	19	561	30	102	
18247	Jefferson	7	97	37	27	
22873	Lafayette	244	646	53	76	
33111	La Fourche	315	677	175	14	
9402	La Salle	7	366	31	151	
18485	Lincoln	3	644	42	73	
10627	Livingston	3	379	67	24	
10676	Madison	—	146	7	—	
18786	Morehouse	8	411	9	33	
36455	Natchitoches	21	739	43	183	
33075	Orleans	904	26433	4965	732	
25830	Ouachita	17	962	48	113	
12524	Plaquemines	41	301	48	11	
23283	Pointe Coupee	55	304	90	6	
44545	Rapides	46	1334	110	182	
11402	Red River	7	357	18	85	
15769	Richland	2	393	20	22	
19874	Sabine	28	715	37	115	
12277	St. Bernard	17	221	11	1	
51207	St. Charles	28	157	9	16	
9172	St. Helena	13	214	10	4	
23009	St. James	228	367	77	7	
14388	St. John the Baptist	74	190	8	38	
46661	St. Landry	101	598	150	26	
23070	St. Martin	68	375	116	25	
35368	St. Mary	147	652	242	17	
18317	St. Tammany	30	668	70	44	
29160	Tangipahoa	40	1061	155	70	
17060	Tensas	1	220	19	—	
28520	Terre Bonne	89	455	247	31	
20451	Union	11	696	26	61	
26390	Vermilion	124	531	119	119	
17384	Vernon	44	734	50	434	
18886	Washington	18	491	48	36	
19186	Webster	9	696	13	111	
12636	West Baton Rouge	19	170	15	77	
6249	West Carroll	1	159	14	—	
13443	West Feliciana	3	281	30	—	
18357	Winn	26	600	49	371	
	Total	3834	60671	9323	5249	
	Plurality		51648			
	Per cent		4.83	76.57	11.75	6.55
	Total vote			73915		

*Includes parishes of Beauregard, Allen and Jefferson Davis.

FOR REPRESENTATIVES IN CONGRESS, 1912.
 1. Parishes of Orleans (half), St. Bernard and Plaquemines.
 Albert Estopinal, Dem. 14,779
 Richard B. Otero, Ind. 1

2. Parishes of Orleans (half), Jefferson, St. Charles, St. James, St. John.
 H. Garland Dupre, Dem. 14,406
 3. Parishes of Assumption, Iberia, Lafayette, Lafourche, St. Martin, St. Mary, Terrebonne, Vermillion.
 Robert F. Broussard, Dem. 5,035
 Henri L. Gueydan, Ind. 1
 M. T. Gordy, Ind. 1
 4. Parishes of Caddo, DeSoto, Bossier, Red River, Webster, Bienville, Calbarne.
 John T. Watkins, Dem. 5,693
 Lee Norris, Soc. 394
 5. Parishes of Catahoula, Jackson, Caldwell, West Carroll, Concordia, East Carroll, Franklin, Madison, Morehouse, Ouachita, Richland, Tensas, Union, Lincoln.
 Walter Elder, Dem. 5,795
 6. Parishes of Ascension, Iberville, East Baton Rouge, East Feliciana, Livingston, St. Helena, St. Tammany, Tangipahoe, Washington, West Baton Rouge, West Feliciana, Pointe Coupee.
 Lewis L. Morgan, Dem. 6,101
 L. T. Dugazon, Ind. 1
 7. Parishes of Acadia, Calcasieu, Cameron, Evangeline, St. Landry, Allen, Beauregard, Jefferson Davis.
 Louis Lazaro, Dem. 4,943
 Otis Putnam, Soc. 713
 8. Parishes of Avoyelles, Grant, Rapides, Natchitoches, Winn, Sabine, LaSalle, Vernon.
 J. B. Aswell, Dem. 6,033
 J. R. Jones, Soc. 1,734

LEGISLATURE.

Both branches of the legislature are democratic.

STATE OFFICERS. (All democrats.)

Governor—Luther E. Hall.
 Lieutenant-Governor—Thomas C. Barret.
 Secretary of State—Alvin E. Hebert.
 Auditor—Paul Capdevielle.
 Treasurer—Ledoux E. Smith.
 Attorney-General—Ruffin G. Pleasant.
 Register of Land Office—Fred J. Grace.
 Commissioner of Agriculture and Immigration—E. O. Bruner.
 Superintendent of Education—Thomas H. Harris.

MAINE (Population in 1910, 742,371).

Population in 1910	COUNTIES. (16)	PRESIDENT 1912				PRES. 1908		
		Dem.	Prog. Rep.	Wilson	Roosevelt	Rep.	Dem.	
59822	Androscoggin	4516	4424	859	316..	4831	3985	
74664	Aroostook	1924	4769	898	100..	4783	1157	
112014	Cumberland	8480	6537	5154	355..	10593	6735	
19119	Franklin	1421	1633	668	38..	2173	930	
35575	Hancock	2655	1932	1399	156..	3169	1846	
52863	Kennebec	4397	5195	1782	175..	5133	2812	
27881	Knox	2751	1832	1097	233..	2223	1932	
18216	Lincoln	1633	1527	457	83..	1693	1196	
36256	Oxford	2941	3008	1234	111..	4179	2063	
85285	Penobscot	5093	5294	3367	145..	7536	3526	
19887	Piscataquis	1210	1704	807	20..	2157	828	
18574	Sagadahoc	1831	1129	855	108..	1776	838	
38201	Somerset	2917	2419	1235	286..	3684	1676	
23383	Waldo	2145	1536	881	146..	2491	1335	
42905	Washington	3178	1993	1862	86..	3507	2258	
68526	York	5121	3751	3860	183..	6700	4076	
	Total	51113	48493	26545	2541..	66887	35403	
	Plurality		2620			31854		
	Per cent		39.42	37.41	20.48	1.96..	62.99	33.30
	Total vote			129636		106335		

For president in 1912, Chafin, Pro., received 944 votes.

FOR REPRESENTATIVES IN CONGRESS, 1912.
 1. Counties of Cumberland and York.
 Asher H. Hinds, Rep. 17,635
 Michael T. O'Brien, Dem. 15,580
 2. Counties of Androscoggin, Franklin, Knox, Lincoln, Oxford and Sagadahoc.
 William B. Skelton, Rep. 16,796
 D. J. McGillicuddy, Dem. 18,077
 3. Counties of Hancock, Kennebec, Somerset and Waldo.
 Forest Goodwin, Rep. 17,221
 Samuel Guld, Dem. 16,512

- 4. Counties of Aroostook, Penobscot, Piscataquis and Washington.
- Frank E. Guernsey, Rep.....20,198
- Charles W. Mullen, Dem.....16,725

LEGISLATURE.				Senate, House. J. B.			
Republicans	21	79	100				
Democrats	10	72	82				

STATE OFFICERS.

- Governor—William T. Haines, Rep.
- Secretary—Joseph E. Alexander, Rep.
- Treasurer—Joseph W. Simpson, Rep.
- Auditor—T. F. Callahan, Rep.
- Attorney-General—Scott Wilson, Rep.
- Supt. of Public Schools—Payson Smith, Rep.

MARYLAND (Population in 1910, 1,294,450).

Population in 1910.	COUNTIES.		PRESIDENT 1912				
	(23)	Dem.	Prog.	Rep.	Pro.	Chafin	
62411	Allegany.....	3382	2631	1896	1036	121	
39553	Anne Arundel.....	3049	794	2222	57	105	
53845	Baltimore City.....	48030	33679	15597	1763	474	
12339	Baltimore county.....	11524	6211	4247	212	112	
10925	Calvert.....	616	83	1036	10	27	
19216	Caroline.....	3616	186	1445	46	73	
33964	Carroll.....	3816	923	2546	16	112	
23759	Cecil.....	2491	646	1509	33	49	
16388	Charles.....	918	113	1573	6	34	
28949	Dorchester.....	2509	813	2387	51	62	
52673	Frederick.....	5545	2776	2813	127	96	
20105	Garrett.....	1005	1069	655	108	81	
27965	Harford.....	3064	802	1737	14	87	
16196	Howard.....	1523	364	1004	7	58	
16357	Kent.....	1816	463	1021	18	41	
32089	Montgomery.....	3501	884	1675	47	119	
30147	Prince George.....	2424	1308	1436	47	94	
16533	Queen Anne.....	1002	119	1311	3	60	
17030	St. Mary.....	843	184	1262	8	23	
29455	Somerset.....	1617	370	1528	8	78	
19620	Talbot.....	1888	190	1855	8	83	
48671	Washington.....	4589	2606	1907	338	91	
26815	Wicomico.....	3176	442	2058	7	105	
21841	Worcester.....	1764	663	757	3	51	
Total.....	112674	67789	54956	3906	2244		
Plurality.....	54885						
Per cent.....	48.64	24.94	23.72	1.72	.97		
Total vote.....		231659					

For president in 1912 Reimer, Soc.-Lab., received 322 votes.

FOR REPRESENTATIVES IN CONGRESS, 1912.

- 1. Counties of Worcester, Somerset, Wicomico, Dorchester, Talbot, Queen Anne, Caroline, Kent and Cecil.
- J. Harry Covington, Dem.....17,606
- Charles M. Ellerdee, Pro.....744
- R. D. Grier, Prog.....2,303
- 2. Baltimore city, wards 15 and 16; counties of Carroll, Harford and Baltimore.
- Joshua Frederick C. Talbot, Dem.....22,087
- Laban Sparks, Rep.....13,732
- Basil W. Bowman, Pro.....649
- Martin O. Huttman, Soc.....435
- 3. Baltimore city, wards 1, 2, 3, 4, 5, 6, 7, 8 and 22 and the 9th, 10th, 11th and 13th precincts of the 18th ward.
- George Konig, Dem.....15,189
- Albert M. Sprosser, Rep.....11,078
- Edwin B. Fenby, Pro.....558
- Charles F. Krant, Soc.....967
- 4. Baltimore city, wards 9, 10, 11, 12, 13, 14, 17, 19 and 20 and the 1st, 2d, 3d and 12th precincts of the 18th ward.
- J. Charles Linticum, Dem.....19,075
- Jacob F. Murback, Rep.....11,257
- Alfred S. Day, Pro.....421
- Charles E. Develin, Soc.....595
- 5. Baltimore city, wards 21, 23 and 24 and the 4th, 5th, 6th, 7th and 8th precincts of the 18th ward, counties of St. Mary, Charles, Calvert, Prince George, Anne Arundel and Howard.
- Frank O. Smith, Dem.....13,085
- Thomas Parran, Rep.....12,163
- Holin D. Todd, Pro.....366
- Mark Jackson, Soc.....1,113
- 6. Counties of Allegany, Garrett, Washington, Montgomery and Frederick.
- David J. Lewis, Dem.....20,434

- Charles D. Wagaman, Rep.....14,147
- William M. Purdum, Pro.....601
- S. L. V. Young, Soc.....1,316

LEGISLATURE.				Senate, House. J. B.			
Republicans	6	34	40				
Democrats	21	67	88				

STATE OFFICERS.

- Governor—Phillips L. Goldsborough, Rep.
- Secretary—N. Winslow Williams, Dem.
- Treasurer—Murray Vandiver, Dem.
- Comptroller—E. C. Harrington, Dem.
- Adjutant-General—H. M. Warfield, Dem.
- Attorney-General—Edgar Allan Poe, Dem.

MASSACHUSETTS (Population in 1910, 3,366,416).

Population in 1910.	COUNTIES (14)		GOV'NOR 1913					PRES'NT 1912				
	Prog.	Rep.	Prog.	Rep.	Prog.	Rep.	Prog.	Rep.	Prog.	Rep.		
27542	Barnstable.....	1509	1510	840..	2315	1249	1522					
105259	Berkshire.....	3387	4189	5189..	3809	6387	6211					
318875	Bristol.....	3082	10732	12253..	10630	13779	12420					
4504	Dukes.....	241	324	137..	278	269	215					
436477	Essex.....	15732	23501	20394..	21098	21411	20831					
43800	Franklin.....	1790	2307	1799..	2238	2595	2016					
231369	Hampden.....	6325	6540	11825..	7098	11386	10620					
63327	Hampshire.....	1569	2846	3252..	1606	4512	3088					
669915	Middlesex.....	32773	23365	37576..	33517	30511	36089					
2962	Nantucket.....	115	184	147..	194	123	2407					
187506	Norfolk.....	9552	7765	9325..	9779	9650	9244					
144357	Plymouth.....	8619	4679	6978..	9645	5390	6991					
731888	Suffolk.....	21863	14946	49775..	24977	24179	46059					
394657	Worcester.....	14738	13247	23984..	15013	24719	17665					
Total.....	127755	116705	183267	142228	155948	173408						
Plurality.....				55122		17400						
Per cent.....	26.71	21.40	38.31	29.15	31.95	35.53						
Total vote.....	478259			488056								

For president in 1912 Chafin, Pro., received 2,754 votes, Reimer, Soc.-Lab., 1,102, and Debs, Soc., 12,616. For governor in 1913: Evans, Pro., 2,015; Foss, Ind., 20,171; Reimer, Soc.-Lab., 19,321; Wrenn, Soc., 9,025.

FOR REPRESENTATIVES IN CONGRESS, 1912.

- 1. Counties of Berkshire, Franklin (part), Hampden (part) and Hampshire (part).
- Allen T. Treadway, Rep.....12,920
- Richard J. Morrissey, Dem.....12,075
- Sam P. Blagden, Prog.....3,883
- Edward A. Bucklen, Soc.....1,308
- 2. Counties of Franklin (part), Hampden (part) and Hampshire (part).
- Frederick H. Gillett, Rep.....12,301
- William G. McKeefinle, Dem.....10,940
- Thomas L. Higen, Prog.....5,442
- 3. Counties of Franklin (part), Hampden (part), Hampshire (part) Middlesex (part) and Worcester (part).
- William H. Wilder, Rep.....12,945
- M. Fred O'Connell, Dem.....9,742
- Stephen M. Marshall, Prog.....5,287
- Leon B. Stoddard, Soc.....813
- 4. Counties of Middlesex (part) and Worcester (part).
- Samuel E. Winslow, Rep.....15,153
- John A. Thayer, Dem.....11,216
- Burton W. Potter, Prog.....3,626
- Thomas P. Abbott, Soc.....535
- 5. Counties of Essex (part), Middlesex (part) and Worcester (part).
- John J. Rogers, Rep.....12,327
- Humphrey O'Sullivan, Dem.....11,037
- William N. Osgood, Prog.....4,200
- William J. Carroll, Soc.....593
- 6. County of Essex (part).
- Augustus P. Gardner, Rep.....16,918
- George A. Schofield, Dem.....9,704
- Arthur L. Nason, Prog.....7,326
- 7. County of Essex (part).
- Michael F. Phelan, Dem.....12,964
- Frank P. Bennett, Jr., Rep.....8,952
- Lynn M. Ranger, Prog.....5,086
- William W. McNally, Soc.....1,262
- 8. County of Middlesex (part).
- Frederick S. Dietrick, Dem.....12,484
- Frederick W. Dallinger, Rep.....11,209
- Henry C. Long, Prog.....6,665
- Saul Beaumont, Soc.....445

9. Counties of Middlesex (part) and Suffolk (part).
 Ernest W. Roberts, Rep. 14,021
 Henry C. Rowland, Dem. 8,732
 John Herbert, Prog. 7,364
 Squire E. Putney, Soc. 954

10. Wards 1, 2, 3, 4, 5, 6, 7, 8, 9 and 11 (precincts 1 and 2) of Boston, in Suffolk county.
 William F. Murray, Dem. 12,031
 Daniel T. Callahan, Prog. 3,711
 Loyal L. Jenkins, Rep. 2,418
 William Carpenter, Soc. 634

11. Wards 10, 11 (precincts 3, 4, 5, 6, 7, 8, 9), 12, 18, 19, 21, 22, 23 of Boston, in Suffolk county.
 Andrew J. Peters, Dem. 17,875
 Charles L. Cook, Rep. 8,736
 Charles F. Calus, Soc. 1,253

12. Wards 13, 14, 15, 16, 17, 20 and 24 of Boston, in Suffolk county.
 James M. Curley, Dem. 14,875
 James B. Connolly, Prog. 9,001
 Charles H. S. Robinson, Rep. 5,812
 Thomas G. Connolly, Soc. 789

13. Counties of Middlesex (part), Norfolk (part), Suffolk (ward 25 in Boston) and Worcester (part).
 John W. Weeks, Rep. 15,394
 John J. Mitchell, Dem. 13,583
 George A. Fiel, Prog. 5,553

14. Counties of Bristol (part), Norfolk (part), Plymouth (part) and Suffolk (ward 26 in Boston).

Edward Gilmore, Dem. 11,930
 Henry L. Kincaide, Prog. 11,341
 Robert O. Harris, Rep. 9,963
 John McCarty, Soc. 2,005

15. Counties of Bristol (part) and Plymouth (part).
 William S. Greene, Rep. 11,207
 John W. Coughlin, Dem. 8,975
 Alvin G. Weeks, Prog. 4,172
 George F. W. Wright, Soc. 422

16. Counties of Barnstable, Bristol (part), Dukes, Nantucket, Norfolk (part) and Plymouth (part).
 Thomas C. Thacher, Dem. 10,461
 William J. Bullock, Rep. 8,186
 Thomas Thompson, Prog. 6,546
 Joseph Falme, Soc. 826

LEGISLATURE. Senate. House. J.B.

Republicans 21 117 138
 Democrats 17 103 120
 Progressives 2 17 19
 Independent 1 1
 Socialist 1 1

STATE OFFICERS.

Governor—David I. Walsh, Dem.
 Lieutenant-Governor—Edward P. Barry, Dem.
 Secretary of State—Frank J. Donahue.
 Treasurer and Receiver-General—Frederick W. Mansfield, Dem.
 Auditor—Frank H. Pope, Dem.
 Attorney-General—Thomas J. Boynton, Dem.

MICHIGAN (Population in 1910, 2,810,173).

Population in 1910.	COUNTIES. (83)		—PRESIDENT 1912—				—GOVERNOR 1910—				—PRESIDENT 1908—				
	Rep. Dem. Prog. Soc. S. L. Prog.	Rep. Dem. Prog. Soc. S. L. Prog.	Rep. Dem. Prog. Soc. S. L. Prog.	Rep. Dem. Prog. Soc. S. L. Prog.	Rep. Dem. Prog. Soc. S. L. Prog.	Rep. Dem. Prog. Soc. S. L. Prog.	Rep. Dem. Prog. Soc. S. L. Prog.	Rep. Dem. Prog. Soc. S. L. Prog.	Rep. Dem. Prog. Soc. S. L. Prog.	Rep. Dem. Prog. Soc. S. L. Prog.	Rep. Dem. Prog. Soc. S. L. Prog.				
5703 Alcona	292	145	9	82	1	465.	537	86	22	58	—	826	176	24	54
7675 Alger	294	264	18	52	—	471.	485	148	27	35	4.	1006	235	22	60
39819 Allegan	2130	1965	133	295	26	3119.	2584	1981	117	100	12.	5479	2211	294	135
19865 Alpena	710	1112	24	63	4	1660.	1348	580	12	52	7.	2377	952	34	116
15632 Antrim	601	455	36	181	—	1234.	813	423	59	53	3.	2032	576	101	59
9640 Arenac	423	453	43	116	—	959.	729	531	32	41	4.	1085	717	60	67
6127 Baraga	297	281	17	37	—	611.	678	239	29	8	3.	770	293	19	21
22933 Barry	1590	1808	121	105	5	1889.	2020	1947	129	43	14.	3254	2139	246	21
68238 Bay	2614	2989	228	521	88	4760.	3437	3433	37	320	15.	6740	4222	180	403
10338 Benzie	565	331	102	206	3	649.	690	257	128	98	10.	1442	626	190	77
53422 Berrien	2757	4294	179	445	—	4353.	4018	4051	206	270	31.	7263	4606	275	276
25605 Branch	1879	2185	126	170	8	1838.	2225	2360	105	71	7.	3721	2400	188	131
56638 Calhoun	3469	3793	229	989	166	4172.	3944	3581	111	216	33.	6859	4253	473	530
20624 Cass	1472	2081	75	344	—	1442.	2024	2005	73	151	5.	3092	2474	148	128
19157 Charlevoix	1300	568	46	409	6	2203.	1330	517	66	200	30.	2538	806	149	176
17872 Cheboygan	900	979	31	146	15	1178.	1358	1112	62	54	5.	2061	1217	130	84
24472 Chippewa	880	883	251	193	7	1605.	2602	513	72	42	1.	2422	1182	130	37
9240 Clare	561	437	30	126	7	683.	784	563	20	28	5.	1350	567	88	22
23129 Clinton	1737	1729	91	41	3	1826.	2172	2139	134	28	2.	3493	2193	147	23
3934 Crawford	261	167	9	36	1	250.	445	233	11	16	1.	533	243	12	28
30108 Delta	1114	1061	45	246	—	1922.	1758	639	39	61	17.	3257	1101	84	80
20324 Dickinson	1384	361	43	234	7	1338.	1872	495	71	64	39.	2515	649	170	44
30499 Eaton	2335	2481	112	123	19	2334.	2856	3662	94	41	2.	4338	3148	268	89
18561 Emmet	855	925	56	420	—	1104.	1172	746	102	291	5.	2323	1016	204	184
64555 Genesee	3447	3016	255	659	35	5948.	3789	3015	378	493	27.	7263	3267	444	303
8413 Gladwin	639	336	26	88	5	563.	812	345	23	22	3.	1195	398	48	31
23383 Gogebic	825	572	147	124	21	1368.	1460	734	407	61	24.	2265	617	147	60
27374 Grand Traverse	910	943	58	292	19	1687.	1007	673	52	228	15.	2821	1301	134	27
28280 Gratiot	1810	1836	83	45	3	2185.	2357	2016	155	23	4.	4164	2574	178	32
36673 Hillsdale	1443	2398	176	60	6	3671.	2655	2393	152	20	3.	4517	2549	280	43
89068 Houghton	3575	2885	371	448	10	5172.	5677	2221	439	242	17.	9381	2421	627	371
94758 I Huron	1821	1298	51	439	2	3428.	2185	1268	94	36	5.	3840	1481	164	57
53310 Ingham	4919	3927	326	573	50	4310.	3758	4030	364	127	35.	6725	5025	585	157
33540 Ionia	2045	2766	168	173	12	2599.	2894	3810	439	40	4.	4568	3241	461	92
9753 Iosco	519	420	25	30	2	814.	885	579	27	11	—	1227	670	40	39
15164 Iron	1037	221	25	108	27	883.	1356	189	136	27	11.	2060	265	40	22
23029 Isabella	1424	1403	64	142	4	1777.	1561	1888	54	40	4.	3185	1696	133	53
53426 Jackson	2465	4290	204	378	33	5841.	3966	5427	166	154	10.	6768	5234	331	161
60427 Kalamazoo	2659	3685	407	1448	40	4177.	3861	4169	346	477	23.	6573	4518	455	425
8097 Kalzaska	419	298	44	129	4	479.	433	276	42	51	—	1156	359	105	46
159145 Kent	6578	9437	452	1900	60	13417.	9228	8649	412	685	52.	19933	11494	859	947
7156 Keweenaw	497	60	17	33	1	305.	673	153	15	20	1.	1029	64	16	25
4939 Lake	229	180	9	46	—	480.	324	184	17	21	2.	678	254	14	31
26333 Lapeer	1735	1348	104	39	4	2322.	2178	1491	189	13	4.	3454	1637	289	34
10638 Leelanau	624	349	23	86	4	637.	694	304	24	35	10.	1238	573	46	23
47907 Leewards	2869	4247	213	111	—	3512.	4008	3891	144	38	7.	6907	4704	308	28
17736 Livingston	1407	1963	104	14	1	1457.	2183	2387	115	6	—	2740	2118	219	10
4004 Luvc	234	102	8	11	—	271.	229	35	18	1	—	357	108	31	4
9249 Mackinac	612	733	28	—	2	396.	347	567	16	11	—	1161	773	23	13
32606 Macomb	2519	2838	110	31	6	1808.	3193	3069	137	20	5.	4497	3158	226	34
30688 Manistee	1237	1504	79	290	14	1316.	1468	2163	68	179	10.	2709	1805	109	139
46739 Marquette	2617	1090	19	492	22	3625.	3841	1001	191	422	12.	5635	1278	261	331
21832 Mason	843	1072	104	176	3	1737.	1457	1310	70	33	11.	2590	1136	151	52
17496 Mecosta	1064	971	85	303	6	1654.	1189	328	93	80	7.	2721	1183	151	80

Population.	Taft	Wilson	Chas'n	Debs	Reimer	Roosevelt	Osborn	Levens	Corbett	Warnock	Richter	Taft	Bryan	Chas'n	Debs	
25648 Mononinee.....	1192	1189	34	193	4	1825..	2065	1112	51	104	12..	2832	1313	128	79	
14005 Midland.....	906	671	43	45	1	1443..	1821	755	30	25	3..	2004	889	53	43	
10086 Missaukee.....	672	346	35	83	8	903..	1043	327	50	49	5..	1573	446	51	19	
32317 Monroe.....	2251	2363	89	70	9	1890..	3070	3050	120	21	8..	4208	3457	211	50	
32069 Montcalm.....	1876	1381	114	290	19	2333..	1571	1050	105	200	18..	4585	1725	198	116	
3735 Montmorency.....	325	163	3	16	—	239..	264	95	4	10	1..	588	180	3	8	
40577 Muskegon.....	1526	1679	73	630	29	4351..	2898	1554	56	292	22..	5103	1803	149	273	
19230 Newaygo.....	961	778	78	246	9	1862..	1454	669	68	47	—	2682	962	148	69	
49676 Oakland.....	4087	3676	252	217	4	3317..	4448	4406	236	93	6..	6287	3962	323	107	
18379 Oceana.....	856	894	115	121	11	3847..	1337	859	115	30	6..	2462	803	250	53	
8507 Ogemaw.....	530	317	43	73	6	730..	731	446	34	38	2..	1225	458	81	25	
554 Ontonagon.....	721	359	21	137	—	513..	1138	265	83	42	7..	1250	429	13	47	
17880 Osceola.....	1328	162	96	103	5	1417..	1096	733	58	28	3..	2826	769	146	5	
2027 Oscoda.....	110	68	1	3	1	159..	221	55	3	1	1..	332	114	8	3	
(652 Otsego.....	449	135	15	12	—	381..	305	179	13	5	1..	586	276	34	15	
45301 Ottawa.....	1831	2043	125	335	16	4416..	3722	2056	111	74	13..	5659	2441	262	165	
11249 Presque Isle.....	732	263	12	59	1	899..	966	197	9	17	4..	1722	305	18	57	
2274 Roscommon.....	136	150	6	30	2	295..	236	178	8	13	2..	430	149	18	18	
8920 Saginaw.....	5040	5850	175	1232	—	5679..	6411	5588	88	262	41..	9464	7025	244	558	
53860 Sanilac.....	2170	1172	113	72	4	3227..	3654	1240	169	34	2..	4184	1484	358	43	
8081 Schoolcraft.....	536	341	14	49	3	575..	622	90	4	23	9..	1364	235	42	16	
35346 Shiawassee.....	23	4	169	265	250	13	2908..	2963	2270	385	57	49..	4211	2350	536	171
3241 St. Clair.....	2574	3011	112	241	22	4428..	4234	3285	145	280	53..	7394	3754	382	235	
2549 St. Joseph.....	1224	2386	90	326	10	230..	2378	3220	62	71	4..	3494	2773	173	108	
34913 Tuscola.....	2568	1257	148	58	11	3357..	2590	1149	342	26	3..	4448	1575	391	46	
33185 Van Buren.....	2112	2006	88	257	—	2828..	2789	1862	83	10..	4545	2385	195	129		
44714 Washtenaw.....	2495	4164	121	118	16	3642..	3337	4690	184	51	26..	5845	4441	305	88	
531590 Wayne.....	27034	22916	583	3638	265	35170..	31910	25399	680	1989	317..	50418	24063	1446	2461	
20769 Wexford.....	1076	820	127	311	17	1716..	1190	837	165	69	10..	2832	832	237	39	
Total.....	15244	150751	8934	23211	1252	214584..	202883	158670	9889	9692	1304..	335580	17571	1694	11586	
Plurality.....						62440..	43183					15809				
Per cent.....	27.63	27.36	1.62	4.21	.23	38.95..	52.37	41.61	2.60	2.60	.32..	661.91	32.44	3.13	2.14	
Total vote.....						509976						383718			541767	

For president in 1908 Gillhaus, Soc. Lab., received 1,096 votes, and Illigen, Ind., 742.

FOR REPRESENTATIVES IN CONGRESS, 1912.

At Large—Patrick H. Kelly, Rep. 185,657
 Edward Frensdorf, Dem. 152,183
 William H. Hill, Prog. 174,451
 M. F. Martin, Soc. 19,789

1. Thirteen wards city of Detroit.
 Frank E. Doremus, Dem. 22,573
 Ezra F. Beecher, Rep. 16,687
 James H. Pound, Prog. 16,801

2. The counties of Jackson, Lenawee, Monroe, Washtenaw, ten townships in Wayne county, city of Wyandotte.
 S. W. Beakes, Dem. 16,761
 Hubert F. Probert, Prog. 13,660
 W. W. Wedemeyer, Rep. 16,650
 John P. Foster, Soc. 814

3. The counties of Branch, Calhoun, Eaton, Hillsdale and Kalamazoo.
 John M. C. Smith, Rep. 14,609
 Claude S. Carney, Dem. 14,482
 Edward N. Dingley, Prog. 12,907
 L. L. Rogers, Soc. 1,737

4. The counties of Allegan, Barry, Berrien, Cass, St. Joseph and Van Buren.
 Edward L. Hamilton, Rep. 14,788
 Albert E. Beebe, Dem. 14,382
 George M. Valentine, Prog. 12,712
 H. L. Gifford, Soc. 1,404

5. The counties of Ionia, Kent and Ottawa.
 Carl E. Mapes, Rep. 16,749
 Edwin F. Sweet, Dem. 16,148
 Suel A. Sheldon, Prog. 11,747
 E. A. Kosten, Soc. 2,203

6. The counties of Genesee, Ingham, Livingston, Oakland, six townships Wayne county, three wards city of Detroit.
 Samuel W. Smith, Rep. 21,686
 Alva M. Cummins, Dem. 18,412
 W. S. Kellogg, Prog. 10,992

7. The counties of Huron, Lapeer, Macomb, Sanilac, St. Clair, two townships Wayne county.
 Louis C. Crampton, Rep. 15,089
 John J. Bell, Dem. 11,998

L. A. Sherman, Prog. 12,588

8. The counties of Clinton, Saginaw, Shiawassee and Tuscola.
 Joseph W. Fordney, Rep. 13,215
 Miles J. Purcell, Dem. 11,627
 Albert L. Chandler, Prog. 11,593

9. The counties of Benzie, Lake, Leelanau, Manistee, Mason, Muskegon, Newaygo, Oceana and Wexford.
 James C. McLaughlin, Rep. 11,966
 H. R. O'Connor, Dem. 8,020
 William H. Sears, Prog. 19,619

10. The counties of Alcona, Alpena, Arenac, Bay, Cheboygan, Crawford, Emmet, Gladwin, Iosco, Midland, Montmorency, Ogemaw, Otsego and Presque Isle.
 Roy O. Woodruff, Prog. 12,882
 George A. Loud, Rep. 12,141
 Louis P. Coumans, Dem. 10,129
 Miles W. Gaffney, Soc. 1,541

11. The counties of Antrim, Charlevoix, Clare, Grand Traverse, Gratiot, Isabella, Kalkaska, Mecosta, Missaukee, Montcalm, Osceola and Roscommon.
 Francis O. Ludquist, Rep. 19,303
 Archie McCall, Dem. 9,361
 John W. Patchin, Prog. 9,231

12. The counties of Alger, Baraga, Chippewa, Delta, Dickinson, Gogebic, Houghton, Iron, Keweenaw, Luce, Mackinac, Marquette, Menominee, Ontonagon and Schoolcraft.
 H. Olin Young, Rep. 18,190
 John Power, Dem. 10,322
 Joseph M. Rogers, Prog. 17,975

LEGISLATURE.	Senate.	House.	J.B.
Republicans	21	54	75
Democrats	5	35	40
Progressives	6	11	17

STATE OFFICERS.

Governor—Woodbridge N. Ferris, Dem.
 Lieutenant-Governor—John Q. Ross, Rep.
 Treasurer—John W. Haarer, Rep.
 Secretary of State—F. C. Martindale, Rep.
 Attorney-General—Grant Fellows, Rep.
 Auditor—O. B. Fuller, Rep.

MINNESOTA (Population in 1910, 2,075,708).

Population in 1910.	PRESIDENT 1912					GOVERNOR 1910					PRESIDENT 1908				
	Rep.	Dem.	Soc.	Pro.	S.L.	Prog.	Rep.	Dem.	Pub O.	Rep.	Dem.	Pro.	Soc.	Ind.	
10371 Aitkin.....	362	413	373	72	16	842..	807	412	168..	1205	389	57	143	4	
12340 Anoka.....	362	591	90	92	15	723..	1041	690	36..	1577	610	56	42	1	
18340 Becker.....	509	732	257	165	24	1350..	1648	765	167..	2053	728	186	223	1	
19337 Beltrami.....	490	790	871	39	41	794..	1350	637	470..	1878	648	45	384	10	

Table with population data for various locations including Benton, Big Stone, Blue Earth, Brown, Carlton, Carver, Cass, Chippewa, Chisago, Clay, Clearwater, Cook, Cottonwood, Crow Wing, Dakota, Dodge, Douglas, Faribault, Fillmore, Freeborn, Goodhue, Grant, Hennepin, Houston, Hubbard, Isanti, Itasca, Jackson, Kanabec, Kandiyohi, Kittson, Koociching, Lac qui Parle, Lake, Le Sueur, Lincoln, Lyon, McLeod, Mahnom, Marshall, Martin, Meeker, Mille Lacs, Morrison, Mower, Murray, Nicollet, Nobles, Norman, Olmsted, Otter Tail, Pine, Pennington (new), Pipestone, Polk, Pope, Ramsey, Red Lake, Redwood, Renville, Rice, Rock, Roseau, St. Louis, Stearns, Steeles, Stevens, Swift, Todd, Travers, Wabasha, Wadena, Waseca, Washington, Watonwan, Wilkin, Winona, Wright, and Yellow Medicine. Includes a 'Total' row at the bottom of the table.

Summary table showing Plurality (19,430), Per cent (31.84), Total vote (334,219), and corresponding values for other categories.

For governor in 1912 Eberhart, Rep., received 129,688 votes; Ringdal, Dem., 95,659; Morgan, P. O., 29,376; Collins, Prog., 33,455.

FOR REPRESENTATIVES IN CONGRESS, 1912.

At Large—James Manahan, Rep., 154,308; Carl J. Buell, Dem., 69,652.

W. G. Calderwood, Pro., 25,863; J. S. Ingalls, P. O., 30,042; 1. Counties of Dodge, Fillmore, Freeborn, Houston, Mower, Olmsted, Steele, Wabasha, Waseca and Winona; Sydney Anderson, Rep., 24,681.

Clinton Robinson, Dem.....	10,786
2. Counties of Blue Earth, Brown, Cottonwood, Fairbault, Jackson, Martin, Murray, Nobles, Pipestone, Rock and Watonwan.	
Franklin W. Ellsworth, Rep.....	13,093
W. S. Hammond, Dem.....	14,715
John R. Hollister, P. O.....	1,497
3. Counties of Carver, Dakota, Goodhue, Le Sueur, McLeod, Nocollet, Rice, Scott and Sibley.	
Charles R. Davis, Rep.....	18,536
Frank L. Grotzback, Dem.....	9,763
Frank F. Matzahn, Pro.....	1,919
4. Counties of Chisago, Ramsey and Washington.	
Fred C. Stevens, Rep.....	15,479
James J. Regan, Dem.....	11,332
Albert Rosenquist, P. O.....	6,021
Hugh T. Halbert, Prog.....	9,220
5. County of Hennepin.	
George R. Smith, Rep.....	17,861
Thomas P. Dwyer, Dem.....	6,987
Thomas E. Latimer, P. O.....	6,929
Thomas D. Scholl, Prog.....	8,574
6. Counties of Benton, Cass, Crow Wing, Douglas, Hubbard, Meeker, Morrison, Sherburne, Stearns, Todd, Wadena and Wright.	
Charles A. Lindbergh, Rep.....	21,286
Andrew J. Gilkinson, Dem.....	9,920
A. W. Uhl, P. O.....	2,839
7. Counties of Big Stone, Chippewa, Grant, Kandiyohi, Lac qui Parle, Lincoln, Lyon, Pope, Redwood, Renville, Stevens, Swift, Traverse and Yellow Medicine.	
Andrew J. Volstead, Rep.....	25,053
No position.	
8. Counties of Aitkin, Anoka, Carlton, Cook, Isanti, Itasca, Kanabec, Koochiching, Lake, Mille Lacs, Pine and St. Louis.	
Clarence B. Miller, Rep.....	20,523
John Jensvold, Jr., Dem.....	12,494
Morris Kaplan, P. O.....	7,398
9. Counties of Becker, Beltrami, Clay, Clearwater, Kittson, Mahanomen, Marshall, Norman, Otter Tail, Pennington, Polk, Red Lake, Roseau and Wilkin.	
Halvor Stenerson, Rep.....	22,481
M. A. Brattland, P. O.....	11,190

LEGISLATURE.		Senate.		House.		J.B.	
Republicans.....	41	99	140				
Democrats.....	20	19	39				
Prohibitionists.....	1	1	2				
Public Ownership.....	1	1	1				
Populist.....	1	1	1				

STATE OFFICERS. (All republicans.)
 Governor—A. O. Eberhart.
 Lieutenant-Governor—J. A. A. Burnquist.
 Secretary of State—Julius A. Schmahl.
 Treasurer—Walter J. Smith.
 Attorney-General—Lyndon A. Smith.
 Auditor—S. G. Iverson.
 Superintendent Public Instruction—C. G. Schulz.
 Insurance Commissioner—J. A. O. Preus.

MISSISSIPPI (Population in 1910, 1,797,114).

Population in 1910.	COUNTIES.		—PRESIDENT 1912—			
	(79)		Dem.	Prog.	Rep.	Soc.
2326 Adams.....	491	232	31	9		
18159 Alcorn.....	1010	43	40	20		
22954 Amite.....	1696	13	5	2		
28851 Attala.....	1060	38	49	69		
10245 Benton.....	489	22	18	12		
48905 Bolivar.....	324	14	10	8		
17726 Calhoun.....	957	15	17	86		
23139 Carroll.....	633	42	16	54		
22846 Chickasaw.....	856	49	19	24		
14357 Chicotaw.....	630	39	24	7		
17438 Claiborne.....	380	1	3	1		
21930 Clarke.....	638	29	17	50		
20203 Clay.....	628	24	4	16		
34217 Coahoma.....	396	26	16	2		
35914 Copiah.....	1231	31	10	27		
18009 Covington.....	570	44	8	62		
23130 De Soto.....	546	19	10	2		
20722 Forrest.....	886	59	16	112		
15193 Franklin.....	301	38	4	21		
6599 George.....	231	14	5	41		
6050 Greene.....	263	21	13	9		

Population.	Wilson	Roosevelt	Taft	Debs
15727 Grenada.....	469	21	3	2
11207 Hancock.....	855	56	28	3
34658 Harrison.....	1292	181	45	78
63726 Hinds.....	2065	88	40	30
39088 Holmes.....	936	20	5	21
10290 Issaquena.....	99	8	3	1
14526 Itawamba.....	914	67	24	18
15451 Jackson.....	514	61	14	21
18498 Jasper.....	800	31	12	39
25221 Jefferson.....	408	20	2	13
12949 Jefferson Davis.....	542	51	43	13
29885 Jones.....	1048	145	34	195
20348 Kemper.....	828	44	20	8
21883 Lafayette.....	973	46	28	19
11741 Lamar.....	389	88	16	7
46919 Lauderdale.....	2204	92	50	94
13080 Lawrence.....	532	24	9	6
18298 Leake.....	910	24	11	102
28894 Lee.....	1390	42	39	15
36290 Le Flore.....	616	35	12	8
28597 Lincoln.....	768	102	41	14
30703 Lowndes.....	872	15	12	11
33505 Madison.....	663	38	11	21
15599 Marion.....	458	21	12	8
26796 Marshall.....	779	48	9	—
35178 Monroe.....	1377	24	25	12
17706 Montgomery.....	697	23	4	18
17980 Neshoba.....	806	33	22	45
23085 Newton.....	1197	11	6	51
28503 Noxubee.....	646	12	5	3
19676 Oktibbeha.....	851	25	30	6
31274 Panola.....	790	68	13	11
10593 Pearl River.....	290	13	7	2
7885 Perry.....	257	22	4	21
3722 Pike.....	1008	79	29	58
19688 Pontotoc.....	1009	112	47	13
16931 Prentiss.....	839	141	85	33
11593 Quitman.....	195	15	4	5
23944 Rankin.....	718	15	7	25
16723 Scott.....	722	11	7	2
15694 Sharkey.....	157	8	3	—
17201 Simpson.....	606	32	19	25
16603 Smith.....	854	40	12	11
28787 Sunflower.....	642	23	9	6
23078 Tallahatche.....	995	28	16	8
19714 Tate.....	612	57	23	13
14631 Tippah.....	1061	41	34	34
13067 Tishomingo.....	701	102	65	36
18646 Tunica.....	188	2	1	2
18997 Union.....	962	81	23	12
37488 Warren.....	1135	125	55	24
48983 Washington.....	731	72	20	4
14709 Wayne.....	569	25	15	46
14853 Webster.....	655	102	32	55
18975 Wilkinson.....	379	10	8	20
17139 Winston.....	743	41	9	29
21519 Yazobusha.....	788	29	22	24
46672 Yazoo.....	587	30	7	10
Total.....	57227	3645	1595	2061
Plurality.....	55882			
Per cent.....	88.87	5.64	2.35	3.14
Total vote.....			64319	

FOR REPRESENTATIVES IN CONGRESS, 1912.

- The counties of Alcorn, Itawamba, Lee, Lowndes, Monroe, Oktibbeha, Prentiss, Noxubee and Tishomingo.
- E. S. Candler, Dem.....(No opposition)
- The counties of Benton, De Soto, Lafayette, Marshall, Panola, Tallahatche, Tate, Tippah and Union.
- H. D. Stephens, Dem.....(No opposition)
- The counties of Bolivar, Coahoma, Issaquena, Le Flore, Quitman, Sharkey, Sunflower, Tunica, Holmes and Washington.
- B. G. Humphreys, Dem.....(No opposition)
- The counties of Calhoun, Carroll, Chickasaw, Choctaw, Clay, Grenada, Montgomery, Pontotoc, Webster and Attala.
- T. U. Sisson, Dem.....(No opposition)
- The counties of Winston, Clarke, Jasper, Lauderdale, Leake, Neshoba, Newton, Scott, Smith and Kemper.
- S. A. Witherspoon, Dem.....(No opposition)
- The counties of Covington, Greene, Hancock, Harrison, Jackson, Jones, Lawrence, Marion, Perry, Wayne, Simpson and Pearl River.
- R. P. Harrison, Dem.....(No opposition)
- The counties of Claiborne, Copiah, Franklin, Jefferson, Lincoln, Adams, Pike, Amite and Wilkinson.

Percy E. Quinn, Dem. (No opposition)
 8. The counties of Warren, Yazoo, Madison, Hinds and Rankin.
 J. W. Collier, Dem. (No opposition)

LEGISLATURE.

All the members of the legislature are democrats.
 STATE OFFICERS. (All democrats.)
 Governor—Earl Brewer.
 Lieutenant-Governor—Theodore G. Bilbo.
 Secretary—J. W. Power.
 Treasurer—P. S. Stovall.
 Auditor—Duncan L. Thompson.
 Attorney-General—Ross A. Collins.

MISSOURI (Population in 1910, 3,293,335).

Population in 1910.	COUNTIES. (114)	PRESIDENT 1912					
		Dem. Wilson	Rep. Taft	Prog. Roosevelt	Pro. Chas. D. Debs	Soc. S. L. Reimer	
22700	Adair	1784	1428	1200	57	398	28
15282	Andrew	1750	1632	432	36	31	5
13604	Atchison	1534	1377	529	55	36	4
21687	Audrain	3332	1232	377	35	31	8
23369	Barry	2300	1937	1053	55	228	7
16747	Barton	1791	1010	639	66	280	15
25859	Bates	3057	1930	1301	117	451	19
14881	Benton	1205	1142	618	25	54	7
14576	Bollinger	5112	1101	348	25	102	8
90533	Boone	5022	1350	695	26	55	6
99420	Buchanan	8869	4412	2639	91	620	39
20624	Butler	1946	1852	408	30	407	23
14605	Caldwell	1433	1187	965	32	6	1
24400	Callaway	3544	1925	284	34	13	2
11582	Camden	667	918	246	6	29	2
27621	Cape Girardeau	2587	2202	899	45	109	10
23098	Carroll	2648	1521	1361	50	73	7
5504	Carter	458	253	116	10	78	5
22473	Cass	3247	1034	1178	61	103	4
16080	Cedar	1392	1241	623	50	134	3
23503	Charlton	5112	1328	745	43	37	4
15832	Christian	1933	1204	832	33	175	5
12811	Clark	1586	1214	484	26	12	1
20302	Clay	3417	592	44	14	40	3
15297	Clinton	1968	779	679	54	10	—
21957	Cole	2447	2103	252	19	46	—
20311	Cooper	2444	2271	294	23	26	—
13576	Crawford	1037	1044	327	22	54	1
15613	Dade	1316	1195	776	38	59	1
13181	Dallas	899	1051	480	16	23	2
17405	Dayies	2254	1100	1170	53	12	6
12531	DeKalb	1682	1040	499	34	16	1
12345	Dent	1273	959	153	13	79	2
18426	Douglas	5468	857	1092	21	254	9
30328	Dunklin	2723	987	494	24	1001	19
29830	Franklin	2229	2431	671	35	213	13
12347	Gasconade	518	1539	495	31	25	3
16820	Gentry	2268	1263	524	61	56	4
63831	Greene	5089	4354	2181	159	756	20
16744	Grundy	1310	1051	1484	46	24	2
20466	Harrison	1985	2081	965	70	37	2
27242	Henry	3396	1162	1500	119	128	6
8741	Hickory	421	737	375	14	58	1
14539	Holt	1519	1522	583	39	23	6
15539	Howard	2872	836	192	16	—	—
21065	Howell	1565	1470	836	47	317	13
8543	Iron	845	666	65	22	55	3
23522	Jackson-Kas.C.	32209	5594	23152	348	1691	170
89673	Jasper	6789	4571	3309	231	1673	123
27878	Jefferson	2308	2125	485	19	—	9
26297	Johnson	3408	1774	1141	72	94	11
12403	Knox	1696	1093	207	44	43	2
17393	Lafayette	1624	1479	463	18	114	5
30154	Lafayette	3650	2367	1241	37	157	7
26533	Lawrence	2384	1311	1536	62	312	11
15514	Lewis	2540	1044	354	31	47	2
23933	Lincoln	2326	1238	877	32	10	—
25233	Linn	2500	1452	134	87	131	10
19453	Livingston	2314	887	1502	53	58	5
13539	McDonald	3610	1288	1830	73	171	13
30868	Macon	1126	827	171	18	53	5
11273	Madison	1096	448	128	13	40	5
10088	Marion	1326	916	442	32	157	6
30572	Marion	4711	1633	531	83	125	6
12335	Mercer	780	985	996	37	43	3
16717	Miller	1257	1240	512	27	143	2
14557	Mississippi	1398	1630	78	10	119	14
14375	Moniteau	1012	1374	215	37	27	4
15944	Monroe	3586	218	15	64	—	—
15904	Morgan	1833	1637	219	53	23	3
12863	Morgan	1163	1239	282	20	19	2
19498	New Madrid	1945	1603	344	37	562	22
27133	Newton	2421	1469	1033	124	340	10

Population.	Wilson	Taft	Roosevelt	Chas. D. Debs	Reimer		
23833	Nodaway	3480	2140	1307	59	49	8
14631	Oregon	1688	1898	353	5	164	6
14233	Osage	1394	981	486	34	29	—
11926	Ozark	575	696	787	16	31	3
19559	Pemiscot.	1617	973	283	8	259	24
14498	Perry	1564	1735	86	11	15	—
35913	Pettis	3771	2423	1512	61	210	26
15796	Phelps	1565	793	379	21	63	6
22556	Pike	2120	1901	176	19	32	8
11429	Platte	2535	150	375	14	11	—
21561	Polk	1935	1801	754	33	81	6
11438	Pulaski	1268	632	267	27	40	5
14308	Putnam	933	1861	420	54	61	7
12913	Ralls	1734	591	240	10	8	—
24132	Randolph	4386	1126	603	54	119	4
24151	Ray	3042	1191	651	49	79	6
4932	Reynolds	1050	367	169	10	78	1
13099	Ripley	1249	652	353	23	158	8
24635	St. Charles	1792	2351	525	13	105	11
16412	St. Clair	1710	1048	727	35	190	9
35738	St. Francois	2786	2307	344	40	729	18
10607	Ste. Genevieve	1138	1099	47	6	19	22
82417	St. Louis	5449	6184	2854	95	935	62
687029	St. Louis City	58845	46524	24746	434	9159	64
23448	Saline	3929	1443	1413	59	41	7
9062	Schuyler	1218	768	193	34	30	—
11929	Scotland	1525	950	379	28	65	2
22372	Scott	1945	1365	303	25	649	30
11443	Shannon	1110	885	375	17	193	14
11864	Shelby	2450	858	331	65	33	2
27807	Stoddard	2903	1361	586	39	648	15
11559	Stone	506	944	642	18	165	4
18598	Sullivan	2226	1820	576	34	43	3
9134	Taney	588	854	259	7	72	5
21458	Texas	2067	1232	553	39	130	9
28827	Vernon	3483	1657	655	94	328	17
9123	Warren	431	1068	499	7	36	4
13778	Washington	1121	1060	307	26	53	—
11929	Wayne	1432	1053	304	20	152	7
17377	Webster	649	1387	744	48	83	2
8007	Worth	973	769	183	33	6	2
18315	Wright	1356	1164	835	20	84	7
Total	330746	207821	124371	5380	28463	1778	—
Plurality	122925	—	—	—	—	—	—
Per cent.	44.40	27.90	16.32	3.32	7.12	24	—
Total vote.	—	—	—	744962	—	—	—

FOR REPRESENTATIVES IN CONGRESS, 1912.

- The counties of Adair, Clark, Knox, Lewis, Macon, Marion, Putnam, Schuyler, Scotland, Shelby, James T. Lloyd, Dem. 20,874
 B. L. Bonfoey, Rep. 12,144
 Arthur B. Warner, Prog. 5,686
- The counties of Carroll, Charlton, Grundy, Linn, Livingston, Monroe, Randolph, Sullivan, William W. Rucker, Dem. 22,786
 Edward F. Haley, Rep. 10,132
 R. H. Williams, Prog. 6,776
- The counties of Caldwell, Clay, Clinton, Daviess, DeKalb, Gentry, Harrison, Mercer, Ray, Worth
 Joshua W. Alexander, Dem. 20,179
 J. H. Morrow, Rep. 11,192
 W. S. Wightman, Prog. 6,812
- The counties of Andrew, Atchison, Buchanan, Holt, Nodaway, Platte.
 C. F. Booher, Dem. 20,232
 C. V. Hickman, Rep. 11,284
 F. G. Robinson, Prog. 5,347
- Jackson county.
 William P. Borland, Dem. 33,379
 Isaac B. Kimbrell, Rep. 5,759
 C. H. Summers, Prog. 21,863
- The counties of Bates, Cass, Cedar, Dade, Henry, Johnson, St. Clair.
 C. C. Dickinson, Dem. 17,853
 Louis T. Dunnevant, Rep. 9,093
 G. A. Thielman, Prog. 6,788
- The counties of Benton, Green, Hickory, Howard, Lafayette, Pettus, Folk, Saline.
 Courtney W. Hamlin, Dem. 23,173
 Theodore C. Owens, Rep. 15,685
 W. W. Blaine, Prog. 7,305
- The counties of Boone, Camden, Cole, Cooper, Miller, Moniteau, Morgan, Osage.
 Dorsey W. Shackelford, Dem. 16,219
 D. W. Peters, Rep. 11,965
 M. W. Pemberton, Prog. 2,331

9. The counties of Audrain, Callaway, Franklin, Gasconade, Lincoln, Montgomery, Pike, Ralls, St. Charles, Warren.

Champ Clark, Dem. 21,782
W. L. Cole, Rep. 16,283

10. The county of St. Louis and the 1st, 7th, 8th, 9th, 10th, 11th, 12th, 19th, 24th, 27th (precinct 1), 28th wards of the city of St. Louis.

Maurice O'Connor, Dem. 31,227
Richard Bartholdt, Rep. 33,242
August Siefert, Prog. 16,417

11. The 2d, 3d, 16th, 17th, 18th, 20th, 21st, 26th, 27th (except precinct 11) wards of the city of St. Louis.

W. L. Igoe, Dem. 19,653
Theron E. Catlin, Rep. 12,448

12. The 4th, 5th, 6th, 7th (only precinct 12), 12th (only precincts 11 and 12), 13th, 14th, 15th (except precincts 2, 3 and 4), 20th (only precinct 1), 21st (only precincts 1 and 2), 22d, 23d, 24th, 25th (only precincts from 1 to 6, inclusive), 28th (only precincts 1 and 2) wards of the city of St. Louis.

Michael J. Gill, Dem. 11,249
L. C. Dyer, Rep. 11,981

13. The counties of Bollinger, Carter, Iron, Jefferson, Madison, Perry, Reynolds, St. Francois, Ste. Genevieve, Washington, Wayne.

Walter L. Hensley, Dem. 16,079
S. G. Nipper, Rep. 13,403

14. The counties of Butler, Cape Girardeau, Christian, Douglas, Dunklin, Howell, Mississippi, New Madrid, Oregon, Ozark, Pemiscot, Ripley, Scott, Stoddard, Stone, Taney.

Joseph J. Russell, Dem. 26,081
George C. Curry, Rep. and Prog. 25,066

15. The counties of Barry, Barton, Jasper, Lawrence, McDonald, Newton, Vernon.

Perf D. Decker, Dem. 21,000
I. B. McPherson, Rep. 12,850
H. H. Gregg, Prog. 7,797

16. The counties of Crawford, Dallas, Dent, Laclede, Maries, Phelps, Pulaski, Shannon, Texas, Webster, Wright.

T. L. Rubey, Dem. 15,908
J. P. O'Bannon, Rep. 10,811
Columbus Bradford, Prog. 3,678

LEGISLATURE. Senate. House. J. B.

Democrats 25 113 138
Republicans 9 28 37
Progressive 1 1 1

STATE OFFICERS.

Governor—Elliott W. Major, Dem.
Lieutenant-Governor—William R. Painter, Dem.
Secretary of State—Cornelius Roach, Dem.
Treasurer—Edwin P. Deal, Dem.
Auditor—John P. Gordon, Dem.
Attorney-General—John F. Barker, Dem.
Superintendent Schools—W. P. Evans, Rep.

MONTANA (Population in 1910, 376,053).
COUNTIES.

Population in 1910.	(31)	PRESIDENT 1912			
		Dem. Wilson	Prog. Roosevelt	Rep. Taft	Sec. Debs
6466	Beaverhead	713	320	708	110
	Blaine	352	507	204	108
3491	Broadwater	451	197	205	80
13862	Carbon	796	796	616	888
28883	Cascade	1633	1001	1079	838
17191	Choteau	402	265	561	129
14123	Custer	1078	1192	695	247
12725	Dawson	719	1165	678	220
12888	Deer Lodge	1197	464	1060	139
17385	Fergus	1533	1083	745	421
18785	Flathead	1164	1351	498	446
14073	Gallatin	1407	929	683	212
2342	Granite	346	256	196	92
	Hill	624	545	536	323
5001	Jefferson	479	299	247	176
21853	Lewis and Clark	1505	1375	1032	591
3638	Lincoln	343	206	218	235
7229	Madison	822	516	506	78
4190	Meagher	473	327	321	75
23596	Missoula	1523	1773	589	773
	Musselshell	470	400	433	215
10731	Park	759	718	664	253
5904	Powell	545	418	335	147
11666	Ravalli	858	896	316	282
7985	Rosebud	313	368	392	87
3713	Sanders	414	375	257	160
56848	Silver Bow	4542	1802	2232	3320
4028	Sweet Grass	278	424	191	60
9345	Teton	646	446	612	281
13830	Valley	695	858	668	365
22944	Yellowstone	1193	1386	1004	212
	Total	2791	22456	18512	10885
	Plurality	5485			
	Per cent	35.03	28.26	23.14	13.57
	Total vote		78826		

There was no prohibition ticket in Montana in 1912.

FOR REPRESENTATIVES IN CONGRESS, 1912.

Thomas Stont, Dem. 25,891
John M. Evans, Dem. 24,492
Charles N. Pray, Rep. 23,505
William R. Allen, Rep. 19,633
Thomas Everett, Prog. 16,644
George A. Horkan, Prog. 15,336
Henri LaBeau, Soc. 10,271
J. Frank Mabie, Soc. 10,056

LEGISLATURE. Senate. House. J. B.

Democrats 17 48 65
Republicans 12 20 32
Progressives 2 16 18
Socialists 1 1 1

STATE OFFICERS. (All democrats.)

Governor—Samuel V. Stewart.
Lieutenant-Governor—William W. McDowell.
Secretary of State—Adelbert M. Alderson.
Attorney-General—Daniel M. Kelly.
State Treasurer—William C. Rae.
State Auditor—William Keating.
Supt. Public Instruction—Henry A. Davee.
Railroad Commissioners—John H. Hall, Daniel Boyle, E. A. Morley.

NEBRASKA (Population in 1910, 1,192,214).

Population in 1910.	COUNTIES. (92)	PRESIDENT 1912					GOV. 1910		PRESIDENT 1908			GOVERNOR 1906				
		Rep. Taft	Dem. Wilson	Soc. Pro.	Prog. Roosevelt	Dem. Aldrich	Rep. Dahman	Dem. Bryan	Pro. Chaffin	Soc. Debs	Rep. Sheldon	Prog. Taylor	Rep. Peo.	Soc. Taylor		
20800	Adams	801	2117	188	125	943	2124	1883	1967	2337	119	92	1543	1773	126	45
14003	Antelope	877	1228	50	33	947	139	800	1653	1455	66	29	1314	973	68	11
1444	Banner	53	57	35	3	128	173	46	175	74	6	17	65	24	3	3
1872	Blaine	123	165	33	7	107	214	122	220	160	4	8	111	76	3	3
13145	Boone	570	1380	51	40	942	1796	1086	1580	1583	40	12	1407	1024	136	16
6131	Box Butte	229	520	97	20	424	598	487	600	681	9	29	471	404	13	19
8826	Boyd	281	651	57	23	653	946	606	954	901	34	27	714	628	31	32
6083	Brown	296	483	92	21	415	642	384	588	526	15	42	458	273	14	27
21907	Buffalo	1081	2061	261	57	1256	2659	1854	2526	2520	75	76	2000	1647	52	86
12726	Burt	865	1040	41	20	1005	1690	1043	1880	1215	49	14	1640	912	42	21
15403	Butler	823	1756	40	37	586	1482	2031	1412	2129	41	17	1384	1508	83	11
19786	Cass	967	2069	154	66	1132	2218	1962	2440	2387	85	58	2363	1651	65	32
15191	Cedar	722	1515	9	17	1045	1390	1536	1627	1732	39	5	1170	1197	18	17
3613	Chase	215	204	38	24	265	544	179	400	338	34	3	211	335	9	2
10414	Cherry	689	1052	229	35	631	1149	539	1048	1021	41	58	654	493	80	36
15219	Cheyenne	232	848	78	21	281	473	411	886	809	28	37	419	293	15	23
4529	Clay	557	1694	52	63	1292	2291	1365	1891	1939	95	31	1532	1467	70	24
11610	Colfax	620	998	80	12	300	703	1249	1159	1267	21	36	845	751	18	31
13732	Cuming	759	1484	30	8	476	1023	1783	1284	1722	29	5	988	1340	18	9

Population.	Taft	Wilson	Debs	Cha'n	Roosevelt	Aldrich	Dahlgren	Taft	Bryan	Cha'n	Debs-Sheldon	St.ubb's	S'W'n	Taylor
25888 Custer.....	1051	2426	353	79	1874.	3507	1783.	2858	98	147.	1920	1640	117	132
4564 Dakota.....	409	612	50	12	357..	535	615.	729	22	22.	648	524	20	30
8254 Dawes.....	298	583	65	15	610..	872	674.	896	727	16.	608	384	11	31
15961 Dawson.....	451	1613	75	54	1207..	2118	1169.	1737	1926	87	22..	1274	1026	85
1786 Deuel.....	61	135	25	1	157..	248	134.	526	392	12	8..	236	155	7
11477 Dixon.....	582	823	24	38	955..	1276	770.	1257	1100	63	12.	906	708	70
22145 Dodge.....	1321	1987	209	74	934..	2033	2990.	2437	2664	100	49.	1948	1568	42
165546 Douglas.....	6212	12563	2154	124	7090..	9412	1741.	14066	15583	266	798.	9555	9225	74
4098 Dundy.....	148	304	72	10	347..	525	254.	486	391	17	26.	355	289	19
14674 Fillmore.....	172	1736	78	44	787..	1273	1641.	1756	1989	40	24.	1603	1469	33
10903 Franklin.....	534	1148	59	31	779..	1821	1024.	1083	1288	57	38.	909	929	40
5572 Frontier.....	293	657	120	37	532..	1048	634.	1088	847	55	54.	785	596	36
15523 Furnas.....	854	1266	83	55	815..	1963	1323.	1831	1619	92	15.	114	1145	47
30825 Gage.....	1396	2583	173	88	2159..	3050	2733.	2721	3129	131	69.	2849	1866	259
3338 Garden.....	136	282	48	18	369..	390	244.	—	—	—	—	—	—	—
3417 Garfield.....	192	234	135	5	245..	390	250.	368	363	10	23.	322	200	12
4953 Gosper.....	129	524	10	16	283..	521	410.	449	634	32	3.	318	399	17
1097 Grant.....	82	93	7	2	52..	111	73.	93	101	—	1.	65	43	—
8047 Greeley.....	371	913	65	21	376..	738	772.	691	1072	14	29.	598	732	12
20361 Hall.....	1047	2066	249	58	974..	1963	2048.	2241	2229	102	109.	1833	1508	76
13459 Hamilton.....	450	1433	87	63	1054..	1965	1141.	1633	1664	129	22.	1292	1155	161
9578 Harlan.....	325	922	142	64	613..	1236	665.	1081	1158	115	49.	726	1285	150
3011 Hayes.....	106	138	41	8	246..	319	160.	359	277	11	42.	239	183	5
5415 Hitchcock.....	123	47	50	2	371..	713	373.	653	682	17	14.	506	468	15
15192 Holdrege.....	778	1456	150	43	1167..	1638	823.	1831	1777	99	63.	1327	1414	69
981 Hooker.....	103	122	19	2	57..	112	80.	100	91	—	3.	184	6	5
10733 Howard.....	481	1115	87	24	574..	1071	922.	977	1435	40	31.	857	1068	26
16852 Jefferson.....	655	1390	226	43	1208..	1552	1583.	1941	1787	77	39.	1573	906	109
10187 Johnson.....	672	890	27	21	649..	1163	1055.	1357	1150	45	8.	1255	928	51
9106 Kearney.....	338	1012	44	33	657..	1357	645.	993	1174	121	28.	836	886	189
3922 Kelth.....	188	304	85	5	236..	369	318.	368	310	6	5.	189	202	2
3452 Keyapaha.....	258	221	70	11	246..	431	180.	422	354	18	49.	274	194	10
1942 Kimball.....	73	109	18	3	268..	264	72.	216	124	7	10.	77	83	—
18358 Knox.....	1028	1964	81	26	930..	1751	1739.	1571	2106	79	41.	1441	1257	66
73793 Lancaster.....	2596	6935	445	294	4143..	7677	5397.	7428	8540	400	85.	5754	3240	479
15934 Lincoln.....	690	1129	400	60	910..	1594	980.	1541	1382	80	179.	965	687	44
1591 Logan.....	97	153	17	6	116..	207	81.	140	155	10	8.	71	70	6
2188 Loup.....	131	114	59	7	148..	283	116.	248	170	10	32.	183	98	1
19101 Madison.....	1181	1720	56	37	1016..	1749	1763.	2137	1878	40	14.	1512	1233	37
2470 McPherson.....	114	189	45	8	232..	279	137.	234	165	11	18.	78	33	2
10379 Merrick.....	526	951	40	112	695..	1268	966.	1133	1081	186	15.	948	760	113
4584 Morrill.....	227	392	75	25	400..	538	252.	—	—	—	—	—	—	—
8226 Nance.....	630	716	22	27	536..	1122	659.	1082	926	45	6.	867	639	27
13095 Nemaha.....	672	1374	58	45	842..	1587	1187.	1563	1674	49	41.	1468	1140	80
13019 Nuckolls.....	738	1312	78	38	832..	1656	1017.	1519	1523	35	11.	1231	964	31
19323 Otoe.....	922	1946	71	51	1054..	1870	2240.	2243	2411	71	18.	1940	1700	75
10582 Pawnee.....	593	958	53	51	711..	1354	930.	1468	1115	80	9.	1349	810	83
2570 Perkins.....	101	254	32	8	190..	357	124.	254	265	1	1.	134	156	5
10314 Phelps.....	474	974	76	33	1073..	1837	843.	1454	1238	116	29.	988	906	213
10122 Pierce.....	694	948	15	17	461..	804	1162.	1077	1083	27	9.	769	618	9
19006 Platte.....	589	2015	45	32	1227..	1522	2228.	1548	2487	67	8.	1047	2106	26
10521 Polk.....	485	986	89	140	785..	1545	788.	1171	1264	165	43.	902	930	185
11056 Red Willow.....	256	927	191	26	782..	1155	782.	1242	1317	53	78.	914	642	36
17448 Richardson.....	965	1980	107	53	1350..	2081	1854.	2123	2258	71	17.	1855	1731	76
3627 Rock.....	231	280	56	15	289..	465	171.	469	334	14	15.	390	195	13
17966 Saline.....	1185	1942	58	69	739..	1816	2217.	2048	2249	98	16.	1782	1512	80
9274 Sarpy.....	404	857	71	23	440..	761	1051.	912	1080	41	26.	722	796	26
21179 Saunders.....	864	2090	90	59	1510..	2374	2268.	2309	2679	90	32.	1859	1980	121
8355 Scotts Bluff.....	314	495	230	32	637..	915	866.	789	649	30	73.	508	232	718
15896 Seward.....	788	1375	27	27	938..	1767	1751.	1930	2729	41	3.	1616	1484	58
7323 Sheridan.....	377	690	124	31	512..	735	567.	709	733	34	43.	467	383	17
8273 Sherman.....	455	675	124	20	595..	875	696.	716	925	23	50.	620	673	19
5599 Sioux.....	151	375	63	8	396..	621	211.	516	464	24	11.	199	157	8
7542 Stanton.....	471	725	16	5	297..	671	734.	792	823	9	6.	593	641	17
14775 Thayer.....	703	1491	87	50	964..	1504	1568.	1714	1708	53	23.	1494	1177	89
1191 Thomas.....	86	172	22	3	104..	131	73.	95	130	2	7.	55	60	2
8704 Thurston.....	436	834	63	12	492..	748	677.	895	734	15	13.	496	501	9
9480 Valley.....	552	729	121	44	561..	1209	703.	1040	1045	51	10.	739	676	53
12738 Washington.....	599	1182	91	20	906..	1252	1241.	1592	1460	39	40.	1214	1087	29
10937 Wayne.....	690	808	20	9	725..	1041	917.	1297	1055	23	10.	963	759	15
12008 Webster.....	536	1163	79	71	915..	1512	1055.	1408	1854	119	17.	1107	929	136
2292 Wheeler.....	71	184	33	4	179..	325	100.	236	252	10	19.	154	141	3
18721 York.....	962	1886	86	92	1086..	2471	1421.	2309	2042	124	9.	1977	1579	154
Total.....	5429	10808	10174	3419	72611.	128070	107760	126997	131099	5179	3524.	97858	84885	5106
Plurality.....	36394	15310	4102	—	—	—	—	—	—	—	—	—	—	—
Per cent.....	21.75	43.66	4.09	1.37	29.13.	51.69	45.44.	47.60	49.13	1.97	1.20.	51.26	44.46	2.67
Total vote.....	249208	237135	206799	—	—	—	—	—	—	—	—	—	—	—

FOR REPRESENTATIVES IN CONGRESS, 1912.

1. Counties of Cass, Johnson, Lancaster, Nemaha, Otoe, Pawnee and Richardson.....	17,416	15,706	863	481
J. A. Maguire, Dem.....	—	—	—	—
P. I. Clark, Rep.....	—	—	—	—
C. R. Oyler, Soc.....	—	—	—	—
M. A. Carragher, Pro.....	—	—	—	—
2. Counties of Douglas, Sarpy and Washington.....	16,069	15,662	2,146	—
H. O. Lobeck, Dem.....	—	—	—	—
C. H. Baldrige, Rep.....	—	—	—	—
J. N. Carter, Soc.....	—	—	—	—
3. Counties of Antelope, Boone, Burt, Cedar, Colfax, Cuming, Dakota, Dixon, Dodge, Knox, Mad-	—	—	—	—
Ison, Merrick, Nance, Pierce, Platte, Stanton, Thurston and Wayne.....	—	—	—	—
D. V. Stephens, Dem.....	—	—	—	—
J. C. Cook, Rep.....	—	—	—	—
N. H. Nye, Soc.....	—	—	—	—
W. D. Gibson, Pro.....	—	—	—	—
4. Counties of Butler, Fillmore, Gage, Hamilton, Jefferson, Polk, Saline, Saunders, Seward, Thayer and				

5. Counties of Adams, Chase, Clay, Dundy, Franklin, Frontier, Furnas, Gosper, Hull, Harlan, Hayes, Hitchcock, Kearney, Nuckolls, Perkins, Phelps, Red Willow and Webster.

S. R. Barton, Rep. 18,818
 R. D. Sutherland, Dem. 17,322
 W. C. Elliott, Soc. 1,421
 G. W. Porter, Pro. 610

6. Counties of Banner, Blaine, Box Butte, Brown, Buffalo, Cheyenne, Cherry, Custer, Dawes, Dawson, Deuel, Garfield, Grant, Greeley, Holt, Hooper, Howard, Keith, Keyapaha, Kimball, Lincoln, Logan, Loup, McPherson, Rock, Scotts Bluff, Sheridan, Sherman, Sioux, Thomas, Valley and Wheeler.

Moses J. Kinkaid, Rep. 24,766
 W. J. Taylor, Dem. 18,530
 F. J. Warren, Soc. 3,788
 F. L. Armstrong, Prog. 4,997

LEGISLATURE. Senate, House J.B.

Democrats 15 54 69
 Republicans 18 46 64

STATE OFFICERS.

Governor—John H. Morehead, Dem.
 Lieutenant-Governor—S. R. McKelvie, Rep.-Prog.
 Secretary of State—Addison Watt, Rep.-Prog.
 Auditor—W. B. Howard, Rep.-Prog.
 Treasurer—W. A. George, Rep.-Prog.
 Attorney-General—G. G. Martin, Rep.-Prog.

NEVADA (Population in 1910, 81,875).

COUNTIES. in 1910 (15)	PRESIDENT 1912				GOV. 1910			
	Rep.	Dem.	Soc.	Prog.	Rep.	Dem.	Soc.	Prog.
2811 Churchill....	157	357	212	305..	377	332	119	
3211 Clark.....	114	390	108	264..	354	419	53	
1895 Douglas....	80	144	22	172..	217	233	10	
8133 Elko.....	403	852	259	514..	854	889	77	
9695 Esmeralda..	246	713	379	246..	1543	1394	154	
1830 Eureka.....	65	226	20	123..	282	120	8	
6825 Humboldt..	208	719	339	536..	783	911	159	
1786 Lander.....	69	197	53	200..	344	230	49	
3489 Lincoln....	100	275	28	144..	287	284	29	
3598 Lyon.....	35	437	230	354..	479	352	78	
Mineral.....	59	219	131	146..	—	—	—	
7513 Nye.....	346	861	714	419..	1333	697	21	
3089 Ormsby.....	150	294	196	65..	420	3	27	
3045 Storey.....	166	400	82	212..	457	419	19	
17434 Washoe.....	646	1446	306	1149..	1953	1394	149	
7441 White Pine..	259	515	302	431..	728	814	229	

Total..... 3196 7986 3313 5620.. 10411 8796 1392

Plurality..... 2366 .. 1615 ..

Per cent. 16.13 40.36 16.92 26.59.. 50.54 42.70 6.76

Total vote..... 2015 .. 20599 ..

FOR REPRESENTATIVES IN CONGRESS, 1912.

E. E. Roberts, Rep. 7,383
 Clay Tallman, Dem. 7,309

LEGISLATURE. Senate, House, J.B.

Republicans 8 19 27
 Democrats 12 32 44
 Socialists 1 1 2
 Progressives 0 1 1

STATE OFFICERS.

Governor—Tasker L. Oddle, Rep.
 Lieutenant-Governor—Gilbert C. Ross, Dem.
 Secretary of State—George Brodigan, Dem.
 Treasurer—William McMillan, Rep.
 Comptroller—Jake Eggers, Rep.
 Attorney-General—George B. Thatcher, Dem.

NEW HAMPSHIRE (Population in 1910, 430,572).

COUNTIES. in 1910 (10)	PRESIDENT 1912			
	Rep.	Dem.	Prog.	Soc. Pro.
2139 Belknap.....	1741	1892	944	103 78
18316 Carroll....	1574	1820	881	41 25
30659 Cheshire..	2765	2114	1252	156 34
30753 Coos.....	1958	2229	1108	189 42
41662 Grafton....	3520	3752	2165	93 60
26072 Hillsborough	8007	8909	4586	674 93
153335 Merrimack..	4632	4741	2119	269 92
52188 Rockingham	4291	4306	2465	207 61
38951 Strafford..	2262	3163	1265	140 31
19337 Sullivan....	1677	1523	1014	84 19

Total..... 32627 34724 17794 1981 535

Plurality..... 1797 ..

Per cent. 37.46 39.51 20.17 2.25 .61

Total vote..... 87361 ..

FOR REPRESENTATIVES IN CONGRESS, 1912.

1. The counties of Belknap, Carroll, Rockingham, Strafford, Hillsborough (part) and Merrimack (part).
 Cyrus A. Sulloway, Rep. 17,363
 Eugene E. Reed, Dem. 18,858
 Samuel C. Titus, Prog. 4,307
 Michael B. Roth, Soc. 856
 John H. Bliss, Pro. 207

2. The counties of Cheshire, Coos, Grafton, Sullivan, Hillsborough (part) and Merrimack (part).
 Frank D. Currier, Rep. 17,961
 Raymond B. Stevens, Dem. 21,794
 Horace W. Spokensfield, Soc. 724
 John C. Berry, Pro. 174

LEGISLATURE. Senate, House, J.B.

Republicans 10 207 217
 Democrats 14 195 209

STATE OFFICERS.

Governor—Samuel D. Felker, Dem.
 Secretary—E. N. Pearson.
 Treasurer—George E. Farrand, Rep.
 Attorney-General—James P. Tuttle, Rep.

NEW JERSEY (Population in 1910, 2,537,167).

COUNTIES.—GOVERNOR 1913—PRESIDENT 1912	GOV. 1910			
	Pop. in 1910.	(2)	Dem.	Rep. Prog. Rep. Dem.
71894 Atlantic....	3636	7496	8323	4419 4244 4881
138002 Bergen....	11301	8067	2639	5078 8576 9961
66565 Burlington..	5054	5811	1329	3894 3361 5505
142929 Camden....	9691	13184	2676	7382 8706 10781
19745 Cape May..	1745	1947	480	907 1845 2119
55153 Cumberland	3567	3115	1798	1893 4091 3844
512896 Essex.....	25310	24749	11452	16977 33604 26242
37388 Gloucester..	3088	3089	1199	1853 3107 3362
537281 Hudson....	42041	16082	4773	8740 24107 40419
33569 Hunterdon..	3736	2548	373	1968 1468 4100
125657 Mercer....	7211	9245	1498	5668 6892 7764
114426 Middlesex..	8946	6492	1220	4730 5055 8177
94734 Monmouth..	3969	6186	1440	3674 6293 7849
74704 Morris.....	5408	4568	1773	3322 4435 5624
21318 Ocean.....	1653	1752	907	918 2053 1857
215902 Passaic....	3852	10677	2075	5328 11638 10793
20300 Salem....	2308	2141	539	1736 1393 2735
38820 Somerset..	2925	2679	691	2064 2052 2186
26781 Sussex.....	2628	1397	296	889 1505 2851
140197 Union.....	9938	7388	3203	5415 8418 9635
43187 Warren....	3941	1975	533	1409 2006 4662

Total..... 173148 140298 41133.. 88834 145409 178282

Plurality..... 32550 .. 32923 ..

Per cent. 42.83 35.53 10.42.. 20.53 33.61 41.21

Total vote..... 394867 .. 432622 ..

For governor in 1913: Butterworth, Soc. Lab., 2,460; Dwyer, Ind., 875; Reilly, Soc., 13,977; Mason, Pro., 3,427. For president in 1912: Debs, Soc., 15,900; Chaflin, Pro., 2,875.

FOR REPRESENTATIVES IN CONGRESS, 1912.

1. Counties of Camden, Gloucester and Salem.
 William J. Browning, Rep. 14,472
 D. Stewart Craven, Dem. 13,170
 Frank B. Jess, Prog. 5,831

2. Counties of Cape May, Cumberland, Atlantic and Burlington.
 J. Thompson Baker, Dem. 16,130
 John J. Gardner, Rep. 12,330
 Francis D. Potter, Prog. 7,384

3. Counties of Middlesex, Monmouth and Ocean.
 Thomas J. Scully, Dem. 20,596
 Benjamin F. S. Brown, Prog.-Rep. 14,363

4. Counties of Hunterdon, Somerset and Mercer.
 Allan B. Walsh, Dem. 13,222
 William E. Blackman, Rep. 8,607
 John E. Gill, Prog. 6,685

5. Counties of Union and Morris.
 William E. Tuttle, Jr., Dem. 13,920
 William N. Runyon, Rep. 10,055
 Charles W. Ennis, Prog. 7,333

6. Counties of Bergen, Sussex, Warren and Passaic (part).
 Lewis J. Martin, Dem. 15,216
 Stephen W. McClave, Rep. 8,373
 Leveritt H. Sage, Prog. 7,007

To fill vacancy in 62d congress:
 Archibald C. Hart, Wilson Dem. 17,197
 Albin Smith, Rep. 15,325

Ernest A. Shay, Prog.....	11,287
David J. Hanvey, Dem.....	3,369
7. Part of Passaic county.	
Robert G. Bremner, Dem.....	9,990
Albin Smith, Rep.....	6,666
Henry Marelli, Prog.....	4,746
8. Essex (part) and Hudson (part).	
Eugene F. Kinkead, Dem.....	14,058
Harold Bouton, Prog.....	9,527
Robert S. Tew, Rep.....	2,269
9. Essex (part).	
Walter I. McCoy, Dem.....	10,196
Herman B. Walker, Prog.....	6,403
Richard Wayne Parker, Rep.....	5,818
10. Essex (part).	
Edward W. Townsend, Dem.....	10,854
William Fellows Morgan, Prog.....	7,847
W. I. Lincoln Adams, Rep.....	7,111
11. Hudson (part).	
John J. Eagan, Dem.....	14,208
Harlan Besson, Prog.....	7,018
James M. Reilly, Rep.....	1,429
12. Hudson (part).	
James A. Hamill, Dem.....	17,980
George L. Record, Rep.-Prog.....	8,089

LEGISLATURE. Senate. House. J. B.

Democrats.....	11	37	43
Republicans.....	10	23	33

STATE OFFICERS.

Governor—James F. Fielder, Dem.
 Secretary of State—David S. Crater, Dem.
 Treasurer—Edward E. Grosscup, Dem.
 Comptroller—Edward I. Edwards, Dem.

NEW MEXICO (Population in 1910, 327,996).

COUNTIES. —PRESIDENT 1912— Gov. 1911—

Population in 1910	Dem.	Rep.	Prog.	Soc.	Pro.	Rep.	Dem.
(26)	Wilson	Taft	Roosevelt	Debs	Bursum	McDonald	
23906 Bernalillo.....	1199	1002	1394	169..	1826	3052	
16850 Chaves.....	1339	465	398	347..	645	1944	
16460 Colfax.....	1182	1036	564	77..	1601	1940	
11434 Curry.....	634	123	253	194..	339	988	
12886 Santa Ana.....	895	912	241	16..	1284	1394	
12400 Eddy.....	936	145	371	166..	380	1460	

NEW YORK (Population in 1910, 9,113,279).

COUNTIES.

Population in 1910.	PRESIDENT 1912						PRESIDENT 1908					
	Wilson	Taft	Debs	Chaun	Roosevelt	Reimer	Bryan	Hiegen	Debs	Chaun	Gillhaus	
17366 Albany.....	17235	20416	625	197	4487	50..	24763	18732	353	206	179	39
41412 Allegany.....	2777	3698	283	449	2664	23..	7504	3390	51	46	597	21
78900 Broome.....	6530	7949	354	794	2586	31..	10705	6971	102	99	824	7
65919 Cattaraugus.....	4885	4820	605	537	3487	25..	9320	6096	79	281	571	24
67106 Cayuga.....	4691	5783	523	291	2423	53..	9039	5789	79	595	401	61
105126 Chautauq.....	4937	7899	1353	947	6577	112..	15739	6158	81	383	947	72
54662 Chemung.....	6008	3217	410	494	2733	23..	7410	5986	195	80	245	35
35575 Chenango.....	3341	4042	98	366	1609	9..	5949	3772	50	67	485	19
48290 Clinton.....	3322	3303	52	214	1206	22..	5474	3895	51	54	399	10
43658 Columbia.....	4539	3740	76	89	1318	15..	5726	5097	122	16	138	12
29249 Cortland.....	2283	2958	69	416	1629	12..	5090	2613	31	12	421	6
45575 Delaware.....	4511	4731	327	253	1805	11..	7342	4641	57	21	386	8
87691 Dutchess.....	8865	8910	202	282	2126	25..	11132	8961	223	73	358	28
528985 Erie.....	33518	19182	4776	680	26535	597..	52182	45185	249	1234	563	247
33458 Essex.....	2070	3126	68	77	1730	12..	5167	2033	94	60	114	11
45717 Franklin.....	2706	3690	78	297	1363	17..	5993	2935	58	21	307	35
44534 Fulton.....	2350	3741	1043	270	2177	67..	6574	3508	183	545	408	99
37615 Genesee.....	2656	3231	81	225	2061	10..	5794	3171	93	14	222	12
30214 Greene.....	3647	2711	92	194	818	7..	4191	3711	72	63	265	11
4373 Hamilton.....	492	454	7	18	163	..	632	586	2	1	41	2
53356 Herkimer.....	5120	4665	458	163	3128	42..	8302	5918	136	156	243	24
80297 Jefferson.....	6054	6392	600	635	3903	37..	11477	6694	171	436	974	61
1634351 Kings.....	109748	51239	11459	4776	71713	568..	119791	96756	10448	8422	530	625
24849 Lewis.....	2938	2064	31	139	1512	8..	4159	2810	13	13	155	5
38037 Livingston.....	3201	3276	51	189	1786	6..	5700	3567	29	14	224	8
39289 Madison.....	3160	3490	288	245	2709	31..	6727	3637	46	141	410	17
288312 Monroe.....	17863	16876	2943	704	14919	266..	33250	22704	384	1521	675	115
57567 Montgomery.....	4307	5040	408	121	1894	28..	7571	5254	180	63	188	27
83930 Nassau.....	7073	4938	149	141	6543	10..	8787	4333	613	86	185	21
2762522 New York.....	166157	63107	18124	332	98485	830..	154668	160261	14183	15509	507	1162
92658 Niagara.....	7647	5654	762	426	4256	58..	11145	8574	52	95	452	35
154157 Oneida.....	12182	11245	1266	454	8332	196..	19346	14998	210	250	571	162
200298 Onondaga.....	15827	16202	2430	602	10694	162..	27209	16643	175	1116	1069	143
52286 Ontario.....	4728	4897	165	191	2278	13..	8245	5484	29	82	190	10
115751 Orange.....	9402	10360	396	281	3509	69..	14414	9938	358	194	334	38
82000 Orleans.....	2447	2983	71	267	1365	7..	4885	2590	64	27	231	43
71664 Oswego.....	5256	5906	148	622	3950	25..	10447	6172	51	76	1176	23

14813 Grant.....	Wilson	Taft	Roosevelt	Debs	Bursum	McDonald
10827 Guadalupe.....	1130	439	416	136..	1095	1585
7822 Lincoln.....	761	651	154	96..	1018	1035
3913 Luna.....	461	432	109	107..	671	801
12663 McKinley.....	461	81	194	82..	265	632
12611 Mora.....	224	264	237	7..	465	409
1069 Otero.....	1002	1022	264	44..	1449	1259
14912 Quay.....	420	220	201	165..	518	632
16719 Rio Arriba.....	884	351	358	285..	816	1167
12064 Roosevelt.....	1004	1549	101	5..	1941	1189
8579 Sandoval.....	599	107	259	249..	291	837
8504 San Juan.....	126	211	583	11..	433	623
22930 San Miguel.....	493	203	229	141..	249	213
14770 Santa Fe.....	1740	2479	267	37..	219	1418
3536 Sierra.....	1012	1432	300	64..	1710	1418
14761 Socorro.....	352	176	86	11..	516	576
12008 Taos.....	1078	960	269	20..	2085	1414
10119 Torrance.....	765	855	277	21..	1289	1013
11404 Union.....	390	520	232	172..	883	814
13320 Valencia.....	1119	815	449	228..	1283	1379
	231	1263	111	30..	1775	303

Total.....	20437	17733	8347	2859..	28019	31036
Plurality.....	2704					3017
Percent.....	41.38	35.92	16.91	5.79..	46.05	51.01
Total vote.....		49376				60842

FOR REPRESENTATIVES IN CONGRESS, 1912.

H. B. Fergusson, Dem.....	22,139
Nathan Jafa, Rep.....	17,900
Marcos C. de Baca, Prog.....	5,883
Andrew Eggum, Soc.....	2,644

LEGISLATURE. Senate. House. J. B.

Republicans.....	16	28	44
Progressives.....	1	4	5
Democrats.....	7	17	24

STATE OFFICERS.

Governor—William C. McDonald, Dem.
 Lieutenant-Governor—E. C. de Baca, Dem.
 Secretary of State—Antonio Lucero, Dem.
 Treasurer—Owen N. Marron, Dem.
 Attorney-General—Frank W. Clancy, Rep.
 Auditor—William G. Sargent, Rep.
 Commissioner of Public Lands—Robert P. Ervlen, Rep.
 Superintendent of Public Instruction—Alvan N. White, Dem.
 Librarian—Mrs. Lola C. Armijo, Rep.

Population.	Wilson	Taft	Debs	Chafln	Roosevelt	Reimer	Taft	Bryan	Higgen	Debs	Chafln	Gillhaus
47216 Otsego.....	5338	5138	125	335	1696	9..	7459	5075	57	24	442	20
14665 Putnam.....	1321	1267	8	20	593	2..	2275	1369	52	4	43	5
28404 Queens.....	28044	9201	3326	108	14967	115..	19420	20342	2384	1751	118	98
122276 Rensselaer.....	11683	10853	858	262	3735	98..	17196	13162	336	224	336	57
85969 Richmond.....	8438	3035	325	145	3771	34..	6831	7401	523	193	104	32
46873 Rockland.....	4241	2217	37	87	2302	13..	4837	3937	202	68	129	14
69005 St. Lawrence.....	5329	5403	198	543	4214	26..	14151	5808	172	61	543	24
61917 Saratoga.....	6292	6398	341	362	2219	27..	8706	6518	136	155	437	24
83295 Schoenady.....	5345	5229	3456	244	2640	111..	9944	7129	249	1110	296	131
23855 Schoharie.....	3355	2389	31	272	580	4..	3393	3841	23	5	240	2
14004 Schuyler.....	1416	1649	40	135	526	2..	2417	1685	8	16	13	1
26372 Seneca.....	2573	2336	83	123	1081	8..	3749	3136	26	54	131	5
83352 Steuben.....	7396	5883	648	813	4109	26..	12313	8396	111	237	809	23
96138 Suffolk.....	7878	5590	343	318	5484	35..	10689	5877	497	283	355	29
33808 Sullivan.....	3864	3037	135	78	961	11..	4503	3911	40	55	139	8
25624 Tioga.....	2400	2942	125	109	1052	13..	4247	2706	29	45	224	3
33647 Tompkins.....	3272	2237	122	377	2068	25..	5040	3734	25	50	324	9
91769 Ulster.....	8510	7482	150	400	1551	23..	10475	8590	204	107	368	28
32223 Warren.....	2802	3133	235	126	1508	21..	4300	3019	70	60	229	19
47778 Washington.....	3552	4503	195	265	2505	14..	7333	3593	109	110	325	12
50179 Wayne.....	3984	4769	82	461	2574	8..	8003	4404	46	56	257	6
28363 Westchester.....	21160	15888	1345	289	15511	23..	29438	18316	1237	923	376	102
31880 Wyoming.....	2540	2386	61	212	2270	7..	5308	2885	42	28	146	8
18642 Yates.....	1456	1793	83	115	905	12..	3275	1927	19	30	209	11

Total.....	655475	454228	63881	19427	390221	4231..	870070	667468	35817	38451	22667	3877
Plurality.....	20047						20262					
Per cent.....	41.28	28.68	3.97	1.22	24.57	28..	53.45	40.98	2.14	1.88	1.30	.20
Total vote.....			1587963						1638350			

FOR REPRESENTATIVES IN CONGRESS, 1912.

1. Counties of Suffolk, Nassau and Queens (part). Lathrop Brown, Dem.....	16,503
Frederick C. Hicks, Rep.....	11,690
W. Bourke Cockran, Prog.....	11,229
H. W. Paine, Soc.....	183
2. County of Queens (part). Dens O'Leary, Dem.....	23,090
Frank E. Hopkins, Rep.....	6,941
Felix Fritsche, Prog.....	7,175
William Danmar, Soc.....	2,918
George Traeger, Ind.....	318
3. Part of Kings county (Brooklyn). Frank E. Wilson, Dem.....	12,658
Frank F. Schulz, Rep.....	6,633
W. Prentice, Prog.....	4,918
John H. Jennings, Soc.....	1,801
David Hunter, Ind-Lab.....	325
4. Part of Kings county (Brooklyn). Harry H. Dale, Dem.....	9,959
William Lieberman, Rep.....	3,574
Robert J. Nolan, Soc.....	1,441
Samuel Greenblatt, Prog.....	5,139
C. H. Palmatier, Pro.....	33
5. Part of Kings county (Brooklyn). James P. Maher, Dem.....	12,564
John S. Gaynor, Rep.....	7,677
Charles J. Ryan, Prog.....	5,794
Hugh O'Malley, Soc.....	922
6. Part of Kings county (Brooklyn). Robert H. Roy, Dem.....	13,259
William M. Calder, Rep.....	21,691
B. C. Hammond, Soc.....	838
Jesse Tuller, Ind-Lab.....	9,310
John Berry, Pro.....	113
7. Part of Kings county (Brooklyn). John J. Fitzgerald, Dem.....	16,082
John E. Brady, Rep.....	5,021
M. A. Fitzgerald, Ind-Lab.....	5,513
H. Crygler, Soc.....	522
John McKee, Pro.....	67
8. Part of Kings county (Brooklyn). Daniel J. Griffin, Dem.....	17,403
Ernest P. Scelman, Rep.....	6,027
P. L. Lachemacker, Soc.....	1,073
A. H. T. Banghef, Ind-Lab.....	8,867
Frank C. Foster, Pro.....	101
9. Part of Kings county (Brooklyn). James H. O'Brien, Dem.....	15,903
Oscar W. Swift, Rep.....	10,122
William Koenig, Soc.....	2,027
John F. Kennedy, Prog.....	10,372
10. Part of Kings county (Brooklyn). Herman A. Metz, Dem.....	7,459
R. L. Haskell, Rep.....	5,174

Barnet Wolf, Soc.....	1,785
J. L. Holtzmann, Prog.....	5,889
11. County of Richmond (Staten Island) and part of lower New York city. Daniel J. Riordan, Dem.....	15,417
William G. Rose, Rep.....	4,078
John H. W. Nagle, Soc.....	437
William W. Mills, Prog.....	5,570
12. Part of New York city (New York county). Henry M. Goldfogle, Dem.....	4,592
Alexander Wolf, Rep.....	839
Meyer London, Soc.....	3,646
H. Moskowitz, Prog.....	2,602
13. Part of New York city (New York county). Timothy D. Sullivan, Dem.....	5,677
John G. B. Rinehart, Rep.....	1,151
Joshua Wanhope, Soc.....	7,910
S. S. Rotter, Prog.....	3,695
14. Part of New York city (New York county). Jefferson M. Levy, Dem.....	8,950
E. C. Kindelberger, Rep.....	3,468
Marie MacDonald, Soc.....	958
Abraham H. Goodman, Prog.....	4,407
15. Part of New York city (New York county). Michael F. Conry, Dem.....	16,791
Francis A. O'Neil, Rep.....	4,721
John Mullen, Soc.....	632
James H. Hickey, Prog.....	4,791
F. O. Lacey, Ind-Lab.....	232
16. Part of New York city (New York county). Peter J. Dooling, Dem.....	15,036
Francis C. Dale, Rep.....	5,929
Thomas O'Byrne, Soc.....	681
Timothy Healy, Prog.....	5,019
Charles E. Manierre, Pro.....	39
17. Part of New York city (New York county). John F. Carew, Dem.....	12,350
Ogden L. Mills, Rep.....	4,891
John A. Wall, Soc.....	1,074
L. Bates, Jr., Prog.....	5,516
18. Part of New York city (New York county). Thomas G. Patten, Dem.....	13,704
S. Walter Kaufman, Rep.....	4,943
A. Lee, Soc.....	2,085
Amos R. E. Pinchot, Prog.....	6,644
19. Part of New York city (New York county). Franklin Leonard, Jr., Dem.....	13,684
Walter M. Chandler, Prog.....	13,987
Alexander Brough, Rep.....	7,104
Jeremiah C. Trost, Soc.....	873
20. Part of New York city (New York county). Francis B. Harrison, Dem.....	5,221
Abram Goodman, Rep.....	1,596
N. Alekhoff, Soc.....	996
Julius H. Reiter, Prog.....	4,694

21. Part of New York city (New York county).	
Henry George, Jr., Dem.	13,189
Martin C. Ansgore, Rep.	5,265
M. B. Bartholomew, Soc.	1,164
Jerome F. Reilly, Prog.	8,384
22. Part of New York city (New York county).	
Henry F. Bruckner, Dem.	15,886
Rufus P. Johnston, Rep.	6,098
Charles Gall, Soc.	1,835
Irving M. Crane, Prog.	9,462
23. Part of New York city (New York county).	
Joseph A. Goulden, Dem.	19,320
Peter Wynde, Rep.	8,779
Fred Pavlitsch, Soc.	2,351
E. J. L. Raldris, Prog.	13,150
24. Part of New York city (New York and Westchester counties).	
Woodson R. Oglesby, Dem.	17,681
Barton E. Kingman, Rep.	8,219
Allen L. Benson, Soc.	1,767
Alfred E. Smith, Prog.	12,496
25. Counties of Rockland and Westchester (part).	
Benjamin I. Taylor, Dem.	15,870
James W. Husted, Rep.	12,522
Herman Kobbe, Soc.	785
John C. Bucher, Prog.	8,559
26. Counties of Orange, Putnam and Dutchess.	
John K. Sagne, Dem.	20,191
Edmund Platt, Rep.	20,618
A. B. Gray, Prog.	4,418
H. Schefer, Soc.	468
27. Counties of Sullivan, Ulster, Greene, Columbia and Schoharie.	
George McLellan, Dem.	23,743
Charles B. Ward, Rep.	19,125
H. Manning, Prog.	4,779
Platt N. Chase, Pro.	1,061
28. County of Albany and part of city of Troy, in Rensselaer county.	
Peter G. Ten Eyck, Dem.	23,193
Daniel H. Prior, Rep.	27,076
J. F. McLaughlin, Prog.	4,918
F. L. Arland, Soc.	787
29. Counties of Rensselaer (part), Washington, Saratoga and Warren.	
Milton K. Huppuch, Dem.	18,170
James S. Parker, Rep.	22,348
John Q. Reynolds, Soc.	1,225
F. E. Draper, Jr., Prog.	8,163
30. Counties of Schenectady, Montgomery, Fulton and Hamilton.	
R. E. L. Reynolds, Dem.	13,881
Samuel Wallin, Rep.	13,894
George R. Lunn, Soc.	9,468
E. E. Hale, Prog.	4,721
31. Counties of Essex, Clinton, Franklin and St. Lawrence.	
Edwin A. Merritt, Jr., Rep.	18,458
Dennis B. Lucey, Dem.	12,995
John B. Burnham, Prog.	7,971
32. Counties of Jefferson, Lewis, Oswego and Madison.	
Robert E. Gregg, Dem.	15,830
Luther W. Mott, Rep.	20,492
Oliver Curtis, Soc.	1,034
William Kelley, Prog.	8,926
33. Counties of Oneida and Herkimer.	
Charles A. Talcott, Dem.	17,855
Homer P. Snyder, Rep.	16,709
A. L. Byron-Curtis, Soc.	1,679
Benjamin T. Gilbert, Prog.	10,042
34. Counties of Otsego, Delaware, Broome and Chenango.	
James J. Bayard, Jr., Dem.	20,272
George W. Fairchild, Rep.	22,072
F. DeWitt Reese, Pro.	1,647
Jared C. Estelov, Prog.	5,572
35. Counties of Onondaga and Cortland.	
John R. Clancy, Dem.	18,009
Michael E. Driscoll, Rep.	17,874
Fred Sander, Soc.	2,473
G. H. Stillwell, Prog.	11,626
36. Counties of Cayuga, Wayne, Seneca, Yates and Ontario.	
Richard C. S. Drummond, Dem.	17,900

Sereno E. Payne, Rep.	20,604
J. J. Tillapaugh, Pro.	1,127
Wilson M. Gould, Prog.	8,151
37. Counties of Tompkins, Tioga, Chemung, Schuyler and Steuben.	
Edwin S. Underhill, Dem.	19,515
Thomas F. Fennell, Rep.	18,336
Martin A. Tuttle, Pro.	1,870
W. W. Capron, Prog.	7,894
38. Monroe county (part).	
George P. Decker, Dem.	14,440
Thomas B. Dunn, Rep.	15,776
K. P. Shedd, Soc.	2,657
A. E. Babcock, Prog.	11,202
39. Counties of Monroe (part), Orleans, Genesee, Wyoming and Livingston.	
Charles Ward, Dem.	15,629
H. G. Danforth, Rep.	17,881
J. E. O'Rourke, Soc.	926
P. A. Carpenter, Pro.	1,023
Silas L. Strivings, Prog.	9,023
40. Counties of Niagara and Erie (part).	
Robert H. Gittins, Dem.	16,065
James S. Simmons, Rep.	14,450
James F. Ryan, Soc.	1,811
Frank C. Ferguson, Prog.	9,869
41. County of Erie (part).	
Charles B. Smith, Dem.	14,866
George A. Davis, Rep.	9,573
Edward Simons, Jr., Soc.	2,528
Henry Kobler, Prog.	9,471
42. County of Erie (part).	
Daniel A. Driscoll, Dem.	14,851
Willard H. Ticknor, Rep.	8,613
Samuel Leary, Soc.	1,613
L. Bradley Dorr, Prog.	7,161
43. Counties of Allegany, Cattaraugus and Chautauqua.	
M. M. Wywell, Dem.	12,479
Charles M. Hamilton, Rep.	17,346
Fred T. Williams, Soc.	2,146
Samuel A. Carlson, Prog.	11,709

	LEGISLATURE.	Senate.	House.	J. B.
Democrats	30	48	78	
Republicans	19	79	98	
Progressives	2	19	21	
Independents		4	4	

STATE OFFICERS. (All democrats.)
 Governor—Martin H. Glynn.
 Lieutenant-Governor—Robert F. Wagner.
 Secretary of State—Mitchell May.
 Comptroller—William Sohm.
 Attorney-General—Thomas Carmody.

NORTH CAROLINA (Population in 1910, 2,206,287).

COUNTIES.	Population in (100)	PRESIDENT 1912			
		Dem.	Rep.	Prog.	Soc. Pro.
28712 Alamance	2132	150	1637	10	—
11592 Alexander	852	523	497	—	—
7745 Alleghany	652	208	256	—	—
25465 Anson	1487	125	116	—	—
19074 Ashe	1643	478	1241	1	—
Avery (new)	217	138	950	2	—
30877 Beaufort	1605	295	548	61	—
23039 Bertie	1571	43	61	—	—
18006 Bladen	1140	33	511	—	—
14432 Brunswick	777	280	456	—	—
49798 Buncombe	2716	426	2285	101	—
21408 Burke	1365	48	1283	—	—
36240 Cabarrus	1738	389	1584	—	—
20573 Caldwell	1627	482	1167	11	—
5640 Camden	303	40	62	—	—
13776 Carteret	1153	218	537	—	—
14858 Caswell	705	154	45	—	—
27918 Catawba	2110	203	1872	3	—
22635 Chatham	1652	70	1343	2	—
14136 Cherokee	906	734	477	—	—
11303 Chowan	653	60	77	—	—
3309 Clay	372	17	387	—	—
2944 Cleveland	2351	81	1443	—	—
28020 Columbus	1638	155	802	—	—
25394 Craven	1819	79	190	—	—
35284 Cumberland	1678	235	870	10	—
7693 Currituck	622	6	8	—	—
4841 Dare	337	238	80	—	—

Population.	Wilson	Taft Roosevelt	Debs Chafin
29484 Davidson	2484	11509	1143
13894 Davie	823	303	1066
25442 Duplin	1757	33	3045
35276 Durham	2197	124	1204
32010 Edgecombe	1851	102	77
47311 Forsyth	3042	1689	1262
24692 Franklin	1856	71	346
37063 Gaston	2833	244	1279
10455 Gates	618	95	179
4749 Graham	416	261	223
25102 Granville	1561	192	343
15083 Greene	894	124	152
60497 Guilford	3830	400	1919
37646 Halifax	2390	49	1065
22544 Harnett	1364	148	1035
21020 Haywood	2068	354	861
16262 Henderson	1092	801	380
15436 Hertford	742	61	105
Hoke (new)	626	63	40
8840 Hyde	636	76	300
34313 Iredell	2528	392	1047
12909 Jackson	1210	315	729
41401 Johnston	2757	1335	1063
8721 Jones	635	35	125
11376 Lee	892	451	60
22768 Lenoir	1568	122	847
17132 Lincoln	1280	49	1065
20132 Madison	1020	134	841
17797 Martin	1251	229	34
13538 McDowell	1037	343	773
67081 Mecklenburg	3967	294	533
17245 Mitchell	385	203	716
14967 Montgomery	1012	144	846
17010 Moore	1167	252	678
33727 Nash	1892	172	576
32057 New Hanover	2021	140	107
22323 Northampton	1625	57	53
11425 Onslow	901	66	550
15094 Orange	907	172	821
9936 Pamlico	694	74	329
10933 Pasquotank	972	77	184
15471 Pender	967	19	268
11054 Perquimans	647	228	44
17356 Person	820	784	184
36340 Pitt	2303	347	453
27640 Polk	675	153	501
9491 Randolph	2665	370	1809
19673 Richmond	1319	82	174
51945 Robeson	2706	154	660
36442 Rockingham	1939	694	773
57521 Rowan	2748	280	1537
28383 Rutherford	2150	62	1533
18333 Sampson	759	84	2520
15383 Scotland	751	9	75
19809 Stanly	1702	105	1548
20151 Stokes	1144	1450	210
29705 Surry	1919	2277	608
10403 Swain	766	220	858
57191 Transylvania	631	107	537
6219 Tyrrell	297	224	100
33277 Union	1786	92	457
19425 Vance	1204	168	234
63229 Wake	3926	232	1517
20266 Warren	967	112	46
11032 Washington	503	334	149
13556 Watauga	933	420	819
35598 Wayne	2233	95	1080
30282 Wilkes	1636	331	2571
28269 Wilson	1741	82	561
15428 Yadkin	713	791	599
12702 Yancey	1112	60	1096
Total	144507	29139	69667
Plurality	75377		1025
Per cent.	59.24	11.94	28.35
Total vote.		24455	.42 .03

FOR REPRESENTATIVES IN CONGRESS, 1912.

- Counties of Beaufort, Camden, Chowan, Currituck, Dare, Gates, Hertford, Hyde, Martin, Pasquotank, Perquimans, Pitt, Tyrrell and Washington. John H. Small, Dem. 12,537
Marshall D. Leggett, Rep. 202
- Counties of Bertie, Edgecombe, Greene, Halifax, Lenoir, Northampton, Warren and Wilson. Claude Kitchin, Dem. 11,091
Thomas B. Brown, Rep. 982
- Counties of Carteret, Craven, Duplin, Jones, Onslow, Pamlico, Pender, Sampson and Wayne. John M. Faison, Dem. 11,624
James F. Kennedy, Rep. 6,042

- Counties of Chatham, Franklin, Johnston, Nash, Vance and Wake. Edward W. Poul, Dem. 13,906
John F. Mitchell, Rep. 3,586
- Counties of Alamance, Caswell, Durham, Forsyth, Granville, Guilford, Orange, Person, Rockingham, Stokes and Surry. Charles M. Stedman, Dem. 21,075
C. W. Curry, Rep. 15,995
George R. Greene, Soc. 469
- Counties of Bladen, Brunswick, Columbus, Cumberland, Harnett, New Hanover and Robeson. H. P. Godwin, Dem. 13,023
Thomas A. Norment, Rep. 151
- Counties of Anson, Davidson, Devle, Hope, Lee, Montgomery, Moore, Randolph, Richmond, Scotland, Union, Wilkes and Yadkin. Robert N. Page, Dem. 17,873
R. Don Laws, Rep. 12,449
- Counties of Alexander, Alleghany, Ashe, Cabarrus, Caldwell, Iredell, Rowan, Stanly and Watauga. Robert L. Doughton, Dem. 15,180
George D. B. Reynolds, Rep. 12,078
- Counties of Avery, Burke, Catawba, Cleveland, Gaston, Lincoln, Madison, Mecklenburg, Mitchell and Yancey. E. Y. Webb, Dem. 17,072
D. B. Paul, Rep. 2,228
J. A. Smith, Prog. 7,869
- Counties of Buncombe, Cherokee, Clay, Graham, Haywood, Henderson, Jackson, McDowell, Macon, Polk, Rutherford, Swain and Transylvania. James M. Gudger, Jr., Dem. 16,183
R. H. Staton, Rep. 14,237

	Senate	House	J. R.
Democrats	47	104	151
Republicans	3	16	19

STATE OFFICERS. (All democrats.)
Governor—Locke Craig.
Lieutenant-Governor—E. L. Daughtridge.
Secretary—J. Bryan Grimes.
Auditor—W. P. Wood.
Treasurer—B. R. Lacy.
Attorney-General—T. W. Bickett.
Superintendent of Public Instruction—J. Y. Joyner.

NORTH DAKOTA (Population in 1910, 577,056).

Population (49)	PRESIDENT 1912				GOV. 1910	
	Rep.	Dem.	Prog.	Soc.	Pro.	Rep. Dem.
5407 Adams	205	285	63	27	454	261
18066 Barnes	570	940	655	93	483	1432
12881 Benson	515	594	716	98	48	846
10196 Billings	671	547	495	161	25	1194
17285 Bottineau	700	825	625	401	47	1313
4668 Bowman	302	361	258	99	15	393
Burke	264	308	207	320	21	519
13087 Burleigh	720	609	552	92	16	1232
3935 Cass	1316	1814	1069	164	56	2476
15656 Cavalier	561	932	746	69	23	1313
9839 Dickey	494	723	354	69	12	640
Dewey (new)	494	375	453	160	15	—
5302 Dunn	285	246	237	47	5	460
4800 Eddy	199	376	200	34	11	322
9796 Emmons	410	524	374	24	17	789
5313 Foster	285	403	232	20	11	474
27888 Grand Forks	955	1492	1327	180	45	1956
6274 Griggs	144	434	314	65	38	444
6557 Hettinger	442	381	288	47	14	—
5962 Kidder	322	218	210	65	19	489
10774 LaMoure	436	588	419	65	15	709
6163 Logan	269	146	235	30	4	501
17027 McHenry	589	959	672	246	29	1367
7251 McIntosh	202	125	607	25	4	526
6720 McKenzie	285	293	228	219	10	1397
14578 McLean	505	583	526	325	31	1085
4955 Mercer	147	142	389	5	6	395
25289 Morton	1011	1017	1282	284	44	1843
18491 Mountrail	407	307	347	372	18	1090
10140 Nelson	448	526	511	178	38	870
3577 Oliver	131	139	178	116	14	349
14749 Pembina	615	975	807	35	53	1340
9740 Pierce	264	453	276	159	27	555
15199 Ramsey	739	917	472	150	18	1033
10345 Ransom	495	490	540	30	31	961
Reynolds	244	420	341	272	17	748
19650 Richland	1034	1380	742	34	46	1700
9553 Rolette	339	386	322	184	27	490
9202 Sargent	605	641	277	93	19	805

Population.	Taft	Wilson	Roosevelt	Debs	Chas. Johnson	Burke
1294 Stark.....	357	678	597	58	8.	812
8103 Sheridan.....	306	170	447	26	7.	752
7016 Steele.....	237	253	444	55	16.	617
1538 Stutsmann.....	757	1100	706	68	39.	1032
8083 Swisher.....	352	532	317	34	28.	742
12545 Traill.....	365	507	755	112	21.	963
19491 Wallowa.....	586	1206	868	185	37.	1378
42184 Ward.....	686	1071	1065	613	67.	1730
11815 Wells.....	356	494	611	36	13.	803
20249 Williams.....	549	696	402	588	45.	1663
Total.....	23090	28555	25726	6906	1243.	44843
Plurality.....	3829					2772
Per cent.....	26.67	34.14	29.71	8.05	1.43.	48.50
Total vote.....		86580				92458

FOR REPRESENTATIVES IN CONGRESS, 1912.

- Counties of Cass, Cavalier, Grand Forks, Nelson, Pembina, Ramsey, Ransom, Richland, Sargent, Steele, Traill, Towner and Walsh.
 - H. T. Heigesen, Rep.....11,156
 - V. R. Lovell, Dem.....9,609
 - Leon Durocher, Soc.....1,310

- Counties of Barnes, Benson, Bottineau, Burleigh, Dickey, Eddy, Emmons, Foster, Griggs, Kidder, LaMoure, Logan, McHenry, McIntosh, Pierce, Rolette, Sheridan, Stutsman and Wells.
 - George M. Young, Rep.....16,912
 - J. A. Minckler, Dem.....7,426
- Counties of Adams, Billings, Bowman, Burke, Divide, Dunn, Hettinger, Mercer, Morton, Mountrail, McKenzie, McLean, Oliver, Renville, Stark, Ward and Williams.
 - P. D. Norton, Rep.....12,935
 - Halvor Halvorsen, Dem.....7,306

LEGISLATURE. Senate. House. J. B.

Republicans	45	103	148
Democrats	5	8	13

STATE OFFICERS. (All republicans.)

Governor—L. B. Hanna.
 Lieutenant-Governor—A. T. Kraabel.
 Secretary of State—Thomas Hall.
 Treasurer—Gunder Olson.
 Attorney-General—Andrew Miller.

OHIO (Population in 1910, 4,767,121).

Population in 1910.	COUNTIES.											PRES. DEM.											PRES. DEM.																																																																																																																																																																																																																																																																																																																																																																																																																																																																																																																																																																																																																																																																																																																																																																																																																																	
	(88)											REPUBLICAN											DEMOCRATIC																																																																																																																																																																																																																																																																																																																																																																																																																																																																																																																																																																																																																																																																																																																																																																																																																																	
												Dem.											Rep.											Dem.											Rep.																																																																																																																																																																																																																																																																																																																																																																																																																																																																																																																																																																																																																																																																																																																																																																																																											
												Wilson											Taft											Wilson											Taft																																																																																																																																																																																																																																																																																																																																																																																																																																																																																																																																																																																																																																																																																																																																																																																																											
24755 Adams.....	2279	1863	113	54	7	563.	3243	3214	39	54	1.	3432	3048	56590 Allen.....	5066	2638	977	140	27	237.	5837	3825	709	63	60.	5841	7195	22875 Ashland.....	3494	1017	274	64	16	159.	3322	1808	191	47	9.	2804	2627	59547 Ashtabula.....	3181	2214	1552	142	30	5189.	3187	4385	738	109	38.	8213	3572	47798 Athens.....	2303	3090	1056	106	27	2811.	3151	4054	646	104	50.	6449	8654	31246 Auglaize.....	3726	1401	460	56	8	1025.	3672	1802	490	34	17.	3001	4022	70385 Belmont.....	5412	527	2751	433	64	1581.	6552	5388	1450	219	—	8193	7750	24832 Brown.....	3451	1650	125	39	2	89.	3615	2175	—	—	—	2638	4242	70271 Butler.....	7763	8431	3500	99	83	1787.	7546	3919	2523	68	132.	7320	9678	15761 Carroll.....	1293	1096	108	128	8	1039.	1521	1860	66	57	4.	2517	1590	26351 Champaign.....	2763	2392	172	62	6	1423.	2932	3199	79	45	6.	4153	3120	66435 Clark.....	5217	6036	1909	246	46	3239.	7661	5655	733	104	42.	8917	6529	26551 Clermont.....	3610	2543	269	51	9	1115.	4138	3043	141	42	5.	4137	4150	23680 Clinton.....	2010	2916	146	72	5	84.	2394	3349	53	39	5.	4707	2464	76619 Columbiana.....	4816	4601	1916	915	32	3811.	5295	5215	1640	485	51.	9626	6796	30121 Coshocton.....	3465	1984	667	148	22	968.	3934	2322	464	83	7.	3606	4106	84036 Crawford.....	4733	1432	588	93	22	1176.	5450	2141	315	33	17.	3061	6006	637425 Cuyahoga.....	43610	14176	10096	373	545	3382.	45197	20424	5373	265	519.	56344	39654	42938 Darke.....	5027	310	236	595	9	1175.	5511	4105	102	154	7.	4951	6391	24493 DeLancey.....	2784	857	331	104	16	175.	4594	3821	929	76	24.	4839	5420	27182 Delaware.....	2304	2584	123	157	6	1510.	3472	3177	317	141	3.	4007	3390	38327 Erie.....	3504	2695	961	54	30	1675.	5371	3239	188	28	13.	5366	4083	39201 Fairfield.....	5101	1672	188	138	6	1774.	5023	2406	247	85	12.	4023	5821	21744 Fayette.....	2381	2186	141	69	3	844.	2385	2549	31	42	5.	3843	2451	221567 Franklin.....	20697	12791	6005	398	87	11737.	18171	15590	10714	349	424.	2814	23314	23914 Fulton.....	1805	929	164	55	8	2304.	1972	2512	117	34	3.	3608	2131	25745 Gallia.....	1765	1355	170	48	5	2027.	2206	2914	100	36	8.	3914	2171	14670 Geauga.....	873	579	77	24	7	1618.	978	1467	30	24	4.	2596	982	29735 Greene.....	2107	3242	553	151	17	983.	2568	3672	199	53	13.	4007	2882	42716 Guernsey.....	2726	3426	1342	180	45	1573.	3690	4022	840	77	17.	5210	3449	400732 Hamilton.....	42969	43119	7542	384	167	16838.	52551	43253	8900	197	141.	63803	51029	37860 Hancock.....	4309	2241	614	104	16	1757.	4594	3821	929	76	24.	4839	5420	30087 Hardin.....	3912	3765	313	93	25	1290.	3440	3879	201	44	9.	444	4184	19076 Harrison.....	1714	1950	147	76	5	704.	1839	2164	62	32	2.	3039	1961	25119 Henry.....	2694	840	204	55	11	1166.	3205	1460	129	42	11.	2429	3817	28711 Highland.....	3314	2757	185	80	7	1116.	3574	3394	49	88	5.	4149	3223	23850 Hocking.....	2295	1354	368	46	14	951.	2562	2039	252	58	12.	2749	2864	17909 Holmes.....	2429	465	123	29	4	581.	2659	879	42	20	3.	1252	3043	34206 Huron.....	3317	1707	356	71	22	2810.	4330	3516	150	44	10.	4930	3232	30791 Jackson.....	2049	1860	612	53	29	1584.	2734	3202	220	42	8.	4489	3265	65423 Jefferson.....	3171	4777	1193	205	27	2422.	4068	4058	784	85	33.	7310	4282	30181 Knox.....	3632	2530	396	96	14	1226.	3957	3404	869	66	15.	4318	4233	22927 Lake.....	1429	1155	299	29	15	1151.	1397	1750	143	25	22.	3635	1605	39488 Lawrence.....	2042	2650	407	45	6	1657.	2068	3355	147	25	5.	5708	2654	55590 Licking.....	4438	3385	605	110	23	1265.	4838	3709	30	11.	6736	3196	76037 Lorain.....	4581	2226	1556	67	25	5156	5816	3223	153	42	4.	4756	5785	192728 Lucas.....	13899	5622	5173	216	158	12442.	13178	11126	3976	127	253.	18715	16208	19902 Madison.....	2172	2271	66	45	1	681.	2355	2656	33	39	3.	3051	2430	116151 Mahoning.....	6838	5839	2422	312	57	5226.	7383	6351	884	210	38.	10760	9312	39371 Marion.....	4024	3218	639	98	15	934.	4440	3481	554	76	24.	4175	4657	23598 Medina.....	2108	685	302	55	10	2514.	2102	2039	220	34	14.	3427	2275	25594 Meigs.....	1738	2129	548	63	19	1353.	2377	2504	344	34	11.	4108	2278	27536 Mercer.....	3591	1324	126	67	5	570.	3487	1382	92	51	7.	2148	4456	45047 Miami.....	4310	3615	1010	111	23	2056.	4382	4713	604	51	17.	6538	5399	24244 Monroe.....	3199	1053	123	77	7	380.	2977	1257	47	36	3.	1374	3961	165763 Montgomery.....	15544	10841	7079	250	38	6238.	18049	14535	3855	120	60.	2009	20560	16515 Morrow.....	1880	1240	102	132	7	1124.	2291	2062	55	91	2.	2500	2230	57488 Muskingum.....	5376	4134	1015	221	20	3207.	7003	5386	1066	206	23.	8080	6576	18001 Noble.....	1842	1804	96	76	5	681.	2097	2199	28	59	5.	2707	2154

Population.	Wilson	Taft	Debs	Chafin	Reim	Roosevelt	Harrison	Hardy	Clifford	Thompson	Malley	Taft	Bryan
22360 Ottawa.....	2728	791	104	23	8	957..	5180	1278	25	16	2..	2202	3529
22730 Paulding.....	2296	1542	153	53	2	1223..	2455	2730	73	28	8..	3049	2707
35396 Perry.....	3147	1739	806	104	36	2220..	3656	3331	680	71	22..	4304	3885
26158 Pickaway.....	3311	2282	82	68	5	569..	3706	2451	59	55	2..	3119	4007
15723 Pike.....	1691	1184	81	34	4	443..	2146	1539	45	26	—	1798	2085
93097 Portage.....	2855	1162	681	101	5	2583..	3564	2739	373	66	19..	4129	3625
23834 Preble.....	2839	2125	177	76	1	910..	3002	2857	58	54	3..	3519	3247
24672 Putnam.....	4000	1000	144	69	15	1132..	4348	1832	83	45	6..	2453	4898
47667 Richland.....	5201	2389	925	97	28	2468..	5790	3439	548	104	—	5301	6702
40089 Ross.....	4494	3600	464	122	16	1096..	5079	4189	270	106	18..	5432	5325
35171 Sandusky.....	4333	1578	446	77	18	2103..	4984	2575	181	32	20..	4079	5242
48463 Scioto.....	3508	3009	1222	168	28	2012..	4501	4076	571	57	21..	5790	4310
42421 Seneca.....	5082	2362	567	147	20	2062..	5685	3434	457	77	24..	4569	6189
24663 Shelby.....	3305	1613	245	52	9	678..	3578	1877	75	22	1..	2646	3878
122887 Stark.....	1848	6053	3906	309	71	6302..	11502	10056	2246	293	153..	14112	12286
108253 Summit.....	7786	3502	3436	378	117	7473..	9106	5657	1606	283	88..	10365	9630
52768 Trumbull.....	3347	2633	1640	161	38	3556..	3756	4024	1037	88	32..	6978	4476
57035 Tuscarawas.....	4978	3417	2177	105	70	1749..	6373	4303	1154	57	64..	6717	6775
21871 Union.....	2362	2051	121	59	5	1209..	2895	2794	84	31	1..	3567	2598
23119 Van Wert.....	3287	2490	200	60	10	1050..	3732	3470	132	25	—	3309	3733
13486 Vinton.....	1329	952	203	15	8	581..	1395	1507	73	20	—	1916	1496
24497 Warren.....	2101	2788	207	61	10	1100..	2314	2880	72	34	8..	4233	2656
45422 Washington.....	4637	3326	618	121	17	1222..	5160	4037	378	77	22..	5648	5771
89058 Wayne.....	4737	1674	350	137	14	2351..	5022	3206	193	86	13..	4388	5398
25198 Williams.....	2875	1145	219	81	15	2081..	3352	3063	98	55	6..	3625	3329
46330 Wood.....	4356	2020	473	133	21	3021..	5042	4530	304	91	18..	5004	5625
20760 Wyandot.....	2848	1400	93	22	4	854..	3154	1792	56	18	7..	2408	3353
Total.....	424834	278168	90144	11511	2630	229807..	477077	376700	90637	7129	2920..	572312	502721
Plurality.....	146666					109377						63591	
Per cent.....	40.94	26.87	8.70	1.11	.25	22.19..	51.61	40.75	6.55	.77	.32..	50.36	44.23
Total vote.....				137094				924463				1136255	

For president in 1908 Chafin, Pro., received 11,402 votes; Debs, Soc., 33,795; Watson, Pco., 162; Hise, ind., 475; Gillhaus, Soc-Lab., 720.

FOR REPRESENTATIVES IN CONGRESS, 1912.

At Large—Robert Crosser, Dem.....	423,311
Lawrence K. Langdon, Rep.....	207,355
Harry D. Thomas, Soc.....	91,261
Frank W. Stanton, Pro.....	11,862
Randolph P. Walton, Prog.....	192,799
1. Part of Hamilton county.	
Stanley E. Bowdle, Dem.....	22,330
Nicholas Longworth, Rep.....	22,229
Lawrence A. Zitt, Soc.....	2,853
Millard F. Andrew, Prog.....	5,771
2. Part of Hamilton county.	
Alfred G. Allen, Dem.....	26,066
Otto J. Renner, Rep.....	21,113
R. S. Moore, Soc.....	3,820
William B. Hay, Prog.....	4,940
3. Counties of Butler, Montgomery and Preble.	
Warren E. Gard, Dem.....	26,711
Bert B. Buckley, Rep.....	15,339
Frederick Guy Strickland, Soc.....	12,774
Jasper A. Huffman, Pro.....	410
Alfred G. Pease, Prog.....	6,976
4. Counties of Allen, Auglaize, Darke, Mercer and Shelby.	
J. Henry Goeke, Dem.....	21,512
John L. Cable, Rep.....	10,267
Scott Wilkins, Soc.....	2,132
W. Rollo Boehringer, Pro.....	1,091
William E. Rudy, Prog.....	4,993
5. Counties of Defiance, Henry, Paulding, Putnam, Van Wert and Williams.	
T. T. Ansberry, Dem.....	20,091
Edward Staley, Rep.....	10,177
George W. Kirk, Soc.....	1,121
6. Counties of Brown, Clermont, Clinton, Greene, Highland and Warren.	
D. K. Hempstead, Dem.....	17,300
S. D. Fess, Rep.....	18,090
G. D. Vandervort, Soc.....	1,384
7. Counties of Clark, Fayette, Madison, Miami and Pickaway.	
J. D. Post, Dem.....	19,301
R. M. Hughey, Rep.....	18,595
Winfield S. Tibbets, Soc.....	3,002
Gustavus P. Raup, Pro.....	438
8. Counties of Champaign, Delaware, Hancock, Hardin, Logan and Union.	
W. W. Durbin, Dem.....	17,965
Frank B. Willis, Rep.....	19,379
Arthur G. Parthener, Soc.....	1,430
Lemuel G. Herbert, Prog.....	5,429

9. Counties of Fulton, Lucas, Ottawa and Wood.	
Isaac R. Sherwood, Dem.....	26,528
Thomas C. Devine, Soc.....	5,769
Holland C. Webster, Prog.....	17,490
10. Counties of Adams, Gallia, Jackson, Lawrence, Pike and Scioto.	
Charles M. Caldwell, Dem.....	13,424
Robert M. Switzer, Rep.....	13,606
William Miller, Soc.....	2,851
William E. Pricer, Prog.....	7,091
11. Counties of Athens, Fairfield, Hocking, Meigs, Perry, Ross and Vinton.	
Horatio C. Claypool, Dem.....	21,469
Albert Douglass, Rep.....	18,729
Albert Smith, Soc.....	3,519
12. County of Franklin.	
Clement L. Brumbaugh, Dem.....	24,340
Edward L. Taylor, Jr., Rep.....	14,682
Jacob L. Bachman, Soc.....	7,095
John R. Schmidt, Pro.....	450
13. Counties of Crawford, Erie, Marion, Sandusky, Seneca and Wyandot.	
John A. Key, Dem.....	26,395
Miles H. McLaughlin, Rep.....	13,021
George P. Maxwell, Soc.....	3,272
Benjamin F. Sheidler, Prog.....	6,779
14. Counties of Ashland, Huron, Knox, Lorain, Morrow and Richland.	
William G. Sharp, Dem.....	25,523
W. S. Kerr, Rep.....	14,142
George Storck, Soc.....	3,569
15. Counties of Guernsey, Morgan, Muskingum, Noble and Washington.	
George White, Dem.....	18,169
James Joyce, Rep.....	14,678
F. L. Martin, Soc.....	605
James T. Orr, Pro.....	531
Howard E. Buker, Prog.....	4,968
16. Counties of Belmont, Carroll, Harrison, Jefferson and Monroe.	
William B. Francis, Dem.....	16,570
David A. Hollingsworth, Rep.....	15,781
Robert Carson, Soc.....	3,953
17. Counties of Coshocton, Holmes, Licking, Tuscarawas and Wayne.	
William A. Ashbrook, Dem.....	25,453
Dan McCarton, Soc.....	3,958
Albert L. Milner, Prog.....	5,985
18. Counties of Columbiana, Mahoning and Stark.	
John J. Whitacre, Dem.....	23,936
Roscoe C. McCullough, Rep.....	23,350
George F. Lelansky, Soc.....	7,617
19. Counties of Ashtabula, Geauga, Portage, Summit and Trumbull.	
Ellsworth R. Bathrick, Dem.....	20,251
Hiram E. Starkey, Rep.....	11,574

C. E. Sheplin, Soc.....	7,865
Nathan Johnson, Pro.....	894
W. S. Harris, Prog.....	16,035
20. Counties of Lake, Medina and part of Cuyahoga.....	
William Gordon, Dem.....	24,385
Paul Howland, Rep.....	12,733
John G. Willert, Soc.....	5,240
Frank W. Woods, Prog.....	18,194
21. Part of Cuyahoga county.....	
Robert J. Bulkeley, Dem.....	20,742
Frederick L. Taft, Rep.....	8,811
Fred C. Ruppel, Soc.....	5,959
Augustus R. Hatton, Prog.....	13,760

LEGISLATURE. Senate, House, J. B.

Republicans.....	15	49	64
Democrats.....	19	70	89

STATE OFFICERS. (All democrats.)

Governor—James M. Cox.
 Lieutenant-Governor—Hugh L. Nichols.
 Secretary of State—Charles H. Graves.
 Auditor—Vic Donahey.
 Treasurer—John P. Brennan.
 Attorney-General—Timothy S. Hogan.

OKLAHOMA (Population in 1910, 1,657,155).

COUNTIES. (PRESIDENT 1912) (PRES. 1908)

Population in 1910	Wilson	Taft	Debs	Chaffin	Bryan	Taft
1035 Adair.....	916	850	147	11	825	782
18138 Alfalfa.....	1179	1714	395	90.	1459	1732
13848 Atoka.....	1100	669	567	11.	784	757
13631 Beaver.....	926	1070	453	74.	1212	1362
19689 Beckham.....	1566	648	874	21.	1807	866
17990 Blaine.....	744	831	349	24.	1317	1598
20854 Bryan.....	2278	811	842	14.	2215	1044
35085 Caddo.....	2514	2413	956	55.	2904	2860
23501 Canadian.....	2047	1794	339	42.	2124	1931
25358 Carter.....	1890	632	638	11.	2181	1305
16778 Cherokee.....	1094	962	188	9.	913	1040
21903 Choctaw.....	1382	630	705	20.	1033	878
18229 Cimarron.....	842	263	93	12.	449	371
18843 Cleveland.....	1471	988	427	29.	1437	1092
15817 Coal.....	1109	571	574	—	906	722
41489 Comanche.....	1981	1320	599	26.	3481	2437
Cotton (new).....	1063	587	273	19.	—	—
17404 Craig.....	1772	1391	112	10.	1578	1296
26223 Creek.....	1681	1902	948	48.	1417	1761
23281 Custer.....	1774	1693	503	38.	1721	1579
11469 Delaware.....	983	732	174	10.	974	625
14132 Dewey.....	918	1086	769	23.	1075	1210
15375 Ellis.....	918	1373	465	37.	1260	1379
33050 Garfield.....	2358	2940	936	58.	2918	2824
25545 Garvin.....	2114	404	1053	30.	2301	1290
30309 Grady.....	2577	1121	753	19.	2826	1491
18760 Grant.....	1559	1729	270	103.	1966	1796
16449 Greer.....	1834	351	385	19.	2149	708
11328 Harmon.....	856	197	218	12.	—	—
6189 Harper.....	523	679	275	23.	746	876
18875 Haskell.....	1388	902	672	13.	1401	1139
24040 Hughes.....	1769	1228	984	20.	1649	1459
23757 Jackson.....	1819	588	630	35.	1905	635
17430 Jefferson.....	1118	891	665	13.	1435	694
16794 Johnson.....	1286	596	732	17.	1274	935
23909 Kay.....	2330	2088	302	77.	2511	2754
18826 Kingfisher.....	1235	1527	375	35.	1541	2106
27526 Kiowa.....	1831	1167	921	30.	2354	1591
11321 Latimer.....	722	482	358	7.	720	616
29127 Le Flore.....	2019	1538	504	21.	1872	1771
34779 Lincoln.....	2137	2459	913	56.	3030	3515
31740 Logan.....	1700	2546	477	84.	2183	3768
10236 Love.....	750	199	404	5.	835	413
15248 Major.....	689	1200	543	51.	877	1446
11619 Marshall.....	958	315	682	12.	842	406
15896 Mayes.....	1391	1077	201	13.	1186	1021
15659 McClain.....	1278	553	409	61.	1234	780
20361 McClurtain.....	1050	708	321	17.	565	482
20861 McIntosh.....	1325	970	590	12.	1293	1646
12744 Murray.....	987	321	549	6.	1111	574
52743 Muskogee.....	3681	2385	526	23.	2793	3532
14945 Noble.....	1188	1266	266	23.	1364	1476
14223 Nowata.....	1012	1087	146	26.	923	1086
19905 Okfuskee.....	952	651	724	16.	872	1297
85232 Oklahoma.....	6963	5706	827	83.	4876	5401
21115 Okmulgee.....	1243	1140	537	27.	1103	1400
20101 Osage.....	1900	1713	476	21.	1584	1528
15713 Ottawa.....	1384	1515	163	8.	1287	1174
17382 Pawnee.....	1316	1332	441	81.	1500	1556
23545 Payne.....	1534	1639	733	71.	1380	2244
47650 Pittsburg.....	2767	1574	1438	35.	2893	2733

24331 Pontotoc.....	1842	642	919	18.	1841	830
43595 Pottawatomie.....	3082	2107	1013	41.	3561	2609
10118 Pushmataha.....	747	479	483	8.	625	484
12861 Roger Mills.....	902	716	548	17.	1168	839
17736 Rogers.....	1637	1258	426	19.	1599	1134
19964 Seminole.....	1172	715	741	17.	945	1168
23505 Sequoyah.....	1416	1115	193	12.	1648	2037
22325 Stephens.....	1755	598	896	19.	1761	725
14349 Texas.....	764	683	234	41.	1470	1315
18650 Tillman.....	1801	638	351	21.	1661	732
34985 Tulsa.....	2747	2029	623	48.	2292	2150
22086 Wagoner.....	888	555	251	11.	1151	2107
17484 Washington.....	1561	1477	322	25.	1409	1528
25034 Washita.....	1665	1100	731	36.	1867	1118
17567 Woods.....	1247	1679	499	42.	1421	1557
16592 Woodward.....	1083	1403	565	28.	1308	1614
Total.....	119156	90786	41674	2185.	122363	110474
Plurality.....	28370				11848	
Per cent.....	46.84	65.68	16.61	86.	47.92	43.28
Total vote.....	253801				255453	

NOTE—Most of the electors on the republican ticket in 1912 were for Roosevelt, but as they were officially designated as republicans their vote is credited to Taft.

For president in 1908, Debs, Soc., received 21,734; Hisgen, Ind., 245; Watson, Peo., 412.

FOR REPRESENTATIVES IN CONGRESS, 1912.

- Counties of Garfield, Grant, Kay, Kingfisher, Lincoln, Logan, Noble, Osage, Payne and Pawnee. Bird S. McGuire, Rep..... 19,035
 J. J. Davis, Dem..... 18,456
 A. W. Renshaw, Soc..... 4,447
- Counties of Alfalfa, Beaver, Blaine, Caddo, Canadian, Cimarron, Custer, Dewey, Ellis, Harper, Major, Oklahoma, Roger Mills (part), Texas, Woods and Woodward.
 Dick T. Morgan, Rep..... 17,292
 J. J. Carney, Dem..... 16,513
 P. D. McKenzie, Soc..... 6,603
 (Vote incomplete.)
- Counties of Adair, Cherokee, Craig, Creek, Delaware, Hughes, McIntosh, Mayes, Nowata, Okfuskee (part), Okmulgee, Ottawa, Rogers, Seminole, Sequoyah, Tulsa, Wagoner and Washington.
 J. S. Davenport, Dem..... 23,613
 R. T. Daniel, Rep..... 18,842
 Lewis B. Irvin, Soc..... 6,105
- Counties of Atoka, Bryan, Carter (part), Choctaw, Coal, Comanche (part), Grady, Haskell, Hughes, Johnston, LeFlore, Latimer, Love (part), McClain, McIntosh, Marshall, Murray (part), Okfuskee (part), Pittsburg, Pontotoc and Pushmataha.
 E. D. Carter, Dem..... 23,512
 E. N. Wright, Rep..... 11,309
 F. W. Holt, Soc..... 10,749
 (Vote incomplete.)
- Counties of Beckham, Carter (part), Cleveland (part), Comanche (part), Cotton, Garvin, Grady, Greer, Harmon, Jackson, Jefferson, Kiowa, Love (part), McClain, Murray (part), Pottawatomie, Roger Mills (part), Stephens, Tillman and Washita.
 Scott Ferris, Dem..... 27,474
 C. O. Clark, Rep..... 10,895
 E. H. Stallard, Soc..... 10,437
 (Vote incomplete.)

LEGISLATURE. Senate, House, J. B.

Republicans.....	6	26	32
Democrats.....	13	83	101

STATE OFFICERS. (All democrats.)

Governor—Lee Cruce.
 Lieutenant-Governor—J. J. McAlester.
 Secretary—Ben F. Harrison.
 Auditor—J. C. McClelland.
 Attorney-General Charles West.
 Treasurer—Robert Dunlop.
 Superintendent Public Instruction—R. H. Wilson.
 Examiner and Inspector—Ed Boyle.
 Commissioner Labor—Charles Daugherty.
 Commissioner Charities—Kate Barnard.
 Corporation Commissioner—G. A. Henshaw.

OREGON (Population in 1910, 672,765).

PENNSYLVANIA (Population in 1910, 7,665,111).

Population in 1910.	COUNTIES. (34)	PRESIDENT 1912			
		Rep. Taft	Dem. Wilson	Pro. Chafln	Soc. Prog. Debs
18076	Baker	648	1385	54	459
10083	Benton	715	986	195	123
29083	Clackamas	1508	2171	235	567
16106	Clatsop	722	728	51	444
10580	Columbia	574	507	59	286
17859	Coos	701	1081	89	837
9315	Crook	770	1060	63	289
2044	Curry	102	219	4	92
19674	Douglas	1267	1601	116	654
3701	Gilliam	348	310	16	33
5807	Grant	418	413	14	164
4039	Harney	377	538	8	141
3016	Hood River	386	519	8	121
2576	Jackson	347	2079	149	562
9567	Josephine	305	702	32	404
8354	Klamath	433	815	30	162
4658	Lake	297	357	13	108
33783	Lane	1986	2506	343	769
5587	Lincoln	410	375	42	226
22662	Linn	1301	2134	300	408
8601	Malheur	648	656	32	165
39780	Marion	2523	2588	475	575
4357	Morrow	447	275	20	119
226261	Multnomah	9212	13894	761	3489
19469	Polk	1043	1201	164	211
6293	Sherman	244	232	37	20
6295	Tillamook	496	411	45	156
20309	Umatilla	1261	1563	132	308
16191	Union	671	1090	93	332
8864	Wallowa	353	610	55	209
16386	Wasco	775	929	91	205
21522	Washington	1261	1429	224	286
2484	Wheeler	307	222	14	15
18285	Yamhill	1312	1378	350	275
	Total	34673	47064	4360	18213
	Plurality		9464		
	Per cent.	25.32	34.39	3.19	9.64
	Total vote		136010		

Population in 1910.	COUNTIES.	PRESIDENT 1912				
		Rep. Taft	Dem. Wilson	Soc. Debs	Prog. Bullm	Pro. Wash. Roosevelt
34319	Adams	3170	3882	69	1585	121
1018463	Allegheny	23822	31395	19554	9693	3874
67880	Armstrong	1904	3027	643	400	427
78363	Beaver	7559	3057	1748	580	299
38879	Bedford	1140	2694	633	212	282
183222	Berks	3032	16430	3636	849	720
108858	Blair	3138	4108	1580	524	540
54526	Bradford	2634	2940	238	305	531
76590	Bucks	5452	6773	411	202	243
72689	Butler	1273	4022	560	407	202
106131	Cambria	3252	7282	869	1309	68
7044	Cameron	388	291	36	79	80
52846	Carbon	1246	3452	428	307	268
43424	Cent	1547	3445	237	183	213
108213	Chester	5708	6801	314	1757	412
36638	Clarion	916	3079	315	168	209
93708	Clearfield	1523	4070	1410	341	611
31546	Clinton	1214	2200	613	327	243
48467	Columbia	889	4905	242	121	157
61565	Crawford	2497	3908	1041	213	268
54479	Cumberland	2566	5023	345	210	262
136162	Dauphin	6012	7470	1863	950	290
117906	Delaware	8418	6001	374	1857	313
35871	Elk	603	2057	593	170	128
116517	Erie	4968	5638	1972	752	541
167449	Fayette	4168	7368	2462	720	453
9435	Forest	240	373	263	78	46
59775	Franklin	2710	4505	414	245	183
9708	Fulton	317	1089	23	58	527
28882	Greene	1150	3551	176	107	104
38304	Huntingdon	903	1538	263	172	220
66210	Indiana	1720	1583	524	333	426
63090	Jefferson	1608	2510	572	321	272
15013	Juniata	374	1148	73	86	116
238570	Lackawanna	3749	12423	959	1423	723
167029	Lancaster	12668	8574	687	10315	189
70632	Lawrence	2128	1976	161	551	285
59585	Lebanon	2378	2972	393	141	193
118832	Lehigh	4732	18834	1059	567	636
343186	Luzerne	4915	13495	2464	2396	3640
80813	Lycoming	1631	6039	1523	515	488
47898	McKean	1345	2362	512	445	370
77689	Mercer	1873	4039	1708	383	410
27785	Mifflin	654	1400	531	145	143
22941	Monroe	536	3107	23	137	101
163590	Montgomery	8973	11894	1129	735	577
14868	Montour	308	1492	39	49	53
127667	Northampton	3893	10325	639	544	606
111420	Northumberland	371	6802	27	247	358
24136	Perry	1140	1941	72	171	190
154900	Philadelphia	91944	63948	9784	6308	7527
8033	Pike	191	945	18	37	27
29729	Potter	850	1445	310	208	182
207894	Schuylkill	3557	11812	2846	1609	1600
16800	Snyder	626	991	74	50	68
67717	Somerset	1428	2164	655	227	182
11293	Sullivan	547	912	43	22	44
37746	Susquehanna	1988	2588	25	154	136
42829	Tioga	1845	1901	139	405	319
16249	Union	470	1126	48	59	128
56559	Venango	1690	2507	1214	552	286
38573	Warren	1544	1638	628	137	157
114880	Washington	4297	5563	2050	350	429
28236	Wayne	659	1924	52	217	245
21304	Westmoreland	429	9262	4622	1127	761
15509	Wyoming	480	1505	23	95	68
136405	York	5251	14979	1503	4676	420
	Total	273305	395619	83915	60064	35513
	Plurality		2245	32.50	6.61	5.01
	Per cent.		22.45	32.50	6.61	5.01
	Total vote		1217502			

For United States senator in 1912 Jonathan Bourne, Jr., popular government, received 25,929 votes; A. E. Clark, Prog., 11,085; Harry Lane, Dem., 40,172; L. E. Paget, Pro., 6,848; B. F. Ramp, Soc., 11,093, and Ben Selling, Rep., 38,453.

Vote on equal suffrage measure in 1912: For, 61,265; against, 57,104.

For president in 1912 Chafln, Pro., received 19,533 votes and Reimer, Soc.-Lab., 704. For president in 1908 Taft, Rep., received 745,779 votes; Bryan, Dem., 448,785; Chafln, Pro., 36,694, and Debs, Soc., 33,913.

FOR REPRESENTATIVES IN CONGRESS, 1912.

- The counties of Benton, Clackamas, Clatsop, Columbia, Coos, Curry, Douglas, Jackson, Josephine, Lane, Lincoln, Linn, Marion, Polk, Tillamook, Washington and Yamhill.
John W. Campbell, Prog..... 8,679
W. C. Hawley, Rep..... 26,925
W. S. Richards, Soc..... 7,181
R. G. Smith, Dem..... 15,410
O. A. Stillman, Pro..... 4,335

FOR REPRESENTATIVES IN CONGRESS, 1912.

- At Large—John M. Morin, Rep.-Prog..... 618,537
Frederick E. Lewis, Prog.-Rep..... 607,701
Anderson H. Walters, Rep.-Prog..... 608,709
Arthur R. Ruple, Prog.-Rep..... 608,709
George Benton Shaw, Dem..... 357,562
Joseph Howley, Dem..... 346,814
George R. McLean, Dem..... 352,396
E. E. Greenwalt, Dem..... 343,163
E. L. McKee, Pro..... 21,074
Howard J. Force, Pro..... 20,284

- The counties of Baker, Crook, Gilliam, Grant, Harney, Hood River, Klamath, Lake, Malheur, Morrow, Sherman, Umatilla, Union, Wallowa, Wasco and Wheeler.
C. H. Abercrombie, Soc..... 3,037
George L. Cleaver, Pro..... 1,800
James H. Graham, Dem..... 8,322
N. J. Sinnott, Rep..... 15,121

- The county of Multnomah.
A. W. Lafferty, Rep.-Prog..... 16,783
M. G. Munly, Dem..... 11,553
Thomas McCusker, Ind..... 6,280
Lee Campbell, Soc..... 3,065
LeGrand M. Baldwin, Pro..... 1,419

LEGISLATURE	Senate	House	J. R.
Republicans	28	48	76
Democrats	2	5	7
Progressives	0	7	7

- STATE OFFICERS.
Governor—Oswald West, Dem.
Secretary of State—Ben W. Olcott, Rep.
Treasurer—T. B. Kay, Rep.
Attorney-General—A. M. Crawford, Rep.
State Printer—R. A. Harris, Dem.
Superintendent of Public Instruction—J. A. Churchill, Rep.

Henry S. Gill, Pro.....	20,465	18. Cumberland, Dauphin and Lebanon counties.	
Thomas H. Hamilton, Pro.....	20,211	Aaron S. Krieder, Rep.....	14,485
Charles W. Ervin, Soc.....	80,808	David L. Kaufman, Dem.....	14,082
William Parker, Soc.....	81,125	L. M. Ibach, Soc.....	1,988
E. S. Musser, Soc.....	80,247	Harvey C. Demming, Wash.....	13,504
John W. Slayton, Soc.....	81,785	19. Bedford, Blair and Cambria counties.	
1. Philadelphia county (part).		Jesse L. Hartman, Rep.....	12,633
William S. Vare, Rep.....	25,205	Warren Worth Bailey, Dem.....	13,626
John H. Hall, Dem.....	10,462	D. W. B. Murphy, Soc.....	2,379
Harry Gantz, Soc.....	1,006	Lynn A. Brua, Wash.....	12,688
2. Philadelphia county (part).		20. Adams and York counties.	
George S. Graham, Rep.....	14,806	Daniel F. Lafean, Rep.....	14,283
William Schlipf, Jr., Dem.....	7,604	Andrew R. Brodbeck, Dem.....	16,514
Harry C. Parker, Soc.....	938	George W. Bacon, Soc.....	1,498
3. Philadelphia county (part).		Robert C. Bair, Wash.....	3,186
J. Hampton Moore, Rep.....	15,491	21. Cameron, Center, Clearfield and McKean counties.	
John H. Fow, Dem.....	6,212	Charles E. Patton, Rep.....	13,722
George Ruby, Soc.....	986	George A. Gleason, Dem.....	10,588
Harry K. Walter, Wash.....	5,920	George Fox, Soc.....	2,041
4. Philadelphia county (part).		22. Butler and Westmoreland counties.	
George W. Edmonds, Rep.....	21,733	Abraham L. Keister, Rep.....	15,560
Thomas T. Nelson, Dem.....	8,482	Curtis H. Gregg, Dem.....	14,943
Charles DeKyne, Soc.....	1,410	Daniel K. Albright, Pro.....	2,206
5. Philadelphia county (part).		Charles Cunningham, Soc.....	4,736
Henry S. Borneman, Rep.....	15,151	23. Fayette, Greene and Somerset counties.	
Michael Donohoe, Dem.....	21,971	Thomas S. Crago, Rep.....	7,836
John Whitehead, Soc.....	2,604	Wooda N. Carr, Dem.....	12,211
6. Philadelphia county (part).		Charles L. Gans, Soc.....	2,928
Harry A. Mackey, Rep.....	19,291	Harvey L. Berkeley, Wash.....	7,588
J. Washington Logue, Dem.....	22,091	24. Beaver, Lawrence and Washington counties.	
Perry R. Long, Soc.....	1,997	Charles Matthews, Rep.....	10,797
Frederick S. Drake, Wash.....	19,642	S. A. Lacock, Dem.....	8,585
7. Chester and Delaware counties.		James B. Peebles, Pro.....	1,363
Thomas S. Butler, Rep.....	13,276	George C. Frethy, Soc.....	5,082
Eugene C. Bonniwell, Dem.....	12,225	Henry W. Temple, Wash.....	11,495
Edwin P. Sellow, Pro.....	378	25. Crawford and Erie counties.	
Walter N. Lodge, Soc.....	611	Milton W. Shreve, Rep.....	13,078
Frederick A. Howard, Wash.....	7,647	Turner W. Shacklett, Dem.....	10,446
8. Bucks and Montgomery counties.		R. B. Pike, Pro.....	1,243
Oscar O. Bean, Rep.....	15,840	Sidney A. Schwarz, Soc.....	2,727
Robert E. Diferderfer, Dem.....	18,230	26. Carbon, Monroe, Northampton and Pike counties.	
James C. Hogan, Sr., Soc.....	1,456	Francis A. March, Jr., Rep.....	14,451
Thomas K. Ober, Jr., Wash.....	12,205	A. Mitchell Palmer, Dem.....	18,201
9. Lancaster county.		George R. Miller, Soc.....	1,032
William W. Griest, Rep.....	14,112	27. Armstrong, Clarion, Indiana and Jefferson counties.	
E. S. Musser, Soc.....	667	J. N. Langham, Rep.....	17,138
John N. Hetric, Bull Moose.....	9,947	Foster D. Mohney, Dem.....	9,472
10. Lackawanna county.		John Houk, Pro.....	1,743
John R. Farr, Rep.....	14,939	Thomas J. Fredericks, Soc.....	1,858
Michael A. McGinley, Dem.....	12,777	28. Elk, Forest, Mercer, Venango and Warren counties.	
L. H. Gibbs, Soc.....	865	Peter M. Speer, Rep.....	7,136
11. Luzerne county.		John P. Hines, Dem.....	9,471
Charles C. Bowman, Rep.....	9,864	J. W. Nelly, Pro.....	1,692
John J. Casey, Dem.....	15,343	John R. McKeown, Soc.....	4,097
C. F. Quina, Soc.....	2,119	Willis J. Hulings, Wash.....	10,363
Clarence D. Coughlin, Wash.....	10,597	29. Allegheny county (part).	
12. Schuylkill county.		Stephen W. Porter, Rep.....	15,925
Alfred B. Garner, Rep.....	10,462	Joseph Gallagher, Dem.....	5,509
Robert E. Lee, Dem.....	14,902	George T. McConnell, Soc.....	3,899
Cornelius F. Foley, Soc.....	3,464	30. Allegheny county (part).	
13. Berks and Lehigh counties.		M. Clyde Kelly, Rep.....	17,230
Charles T. Reno, Rep.....	20,403	D. K. Ferree, Dem.....	6,708
John H. Rothermel, Dem.....	26,369	Fred H. Merrick, Soc.....	7,570
Clarence T. Wixson, Soc.....	4,938	31. Allegheny county (part).	
14. Bradford, Susquehanna, Wayne and Wyoming counties.		James F. Burke, Rep.....	10,679
William D. B. Aney, Rep.....	14,747	Joseph F. Joyce, Dem.....	4,804
John G. Hill, Dem.....	8,384	William A. Prosser, Soc.....	5,101
W. S. H. Hiermans, Pro.....	706	32. Allegheny county (part).	
Charles Welch, Soc.....	312	Andrew J. Barchfield, Rep.....	22,265
15. Clinton, Lycoming, Potter and Tioga counties.		Herman L. Hegner, Dem.....	7,987
Edgar R. Kless, Rep.....	14,211	Thomas F. Kennedy, Soc.....	5,672
William B. Wilson, Dem.....	13,643	William McClintock Shrodes, Key.....	4,169
David Salmon, Pro.....	814		
Aaron Noll, Soc.....	2,282	LEGISLATURE.	
16. Columbia, Montour, Northumberland and Sullivan counties.		Legislature—Republicans, 161; democrats, 72;	
I. Clinton Kline, Rep.....	12,783	progressives, 15; keystone, 9.	
John V. Leshner, Dem.....	14,209	STATE OFFICERS.	
T. P. Jepson, Pro.....	453	Governor—John K. Tener, Rep.	
George W. Dornbach, Soc.....	2,737	Lieutenant-Governor—John M. Reynolds, Rep.	
17. Franklin, Fulton, Huntingdon, Juniata, Mifflin, Perry, Snyder and Union counties.		Secretary—Robert McAfee, Rep.	
Perry, Snyder and Union counties.		Treasurer—Robert K. Young, Rep.	
Benjamin K. Focht, Rep.....	10,978	Auditor—Archibald W. Powell, Rep.	
Frank L. Dershem, Dem.....	14,073	Adjutant-General—Thomas J. Stewart, Rep.	
William G. Bowers, Soc.....	1,377		
Frank B. Clayton, Wash.....	9,442		

Attorney-General—John C. Bell, Rep.
 Superintendent Public Instruction—N. C. Schaeffer,
 Dem.

RHODE ISLAND (Population in 1910, 542,674).

Population in 1910.	PRESIDENT 1912					
	Rep. Taft	Dem. Wilson	Pro Chas'tn	Soc. Debs	S. L. Raines	Prog. Thompson
17602 Bristol.....	1126	107	27	21	7	457
36578 Kent.....	2170	2030	44	40	11	1284
38395 Newport.....	2583	2487	59	50	12	1279
424417 Providence.....	19485	23127	403	1899	195	13090
24942 Washington.....	2129	1691	83	36	11	788
Total.....	27703	30412	616	2049	236	16878
Plurality.....		2709				30359
Per cent.....	35.57	39.04	7.9	2.63	.30	21.67
Total vote.....	77894					

For president in 1908 Taft, Rep., received 43,942 votes; Bryan, Dem., 24,706; Debs, Soc., 1,365.

FOR REPRESENTATIVES IN CONGRESS, 1912.

- Counties of Newport, Bristol and Providence (part).
 George F. O'Shaughnessy, Dem., plurality.. 3,683
 William P. Sheffield, Rep.
 John E. Bolan, Prog.
- Counties of Kent, Washington and Providence (part).
 Peter Goelet Gerry, Dem., plurality..... 368
 George H. Utter, Rep.
 Claude C. Ball, Prog.
- County of Providence (part).
 Ambrose Kennedy, Rep., plurality..... 1,877
 F. X. L. Rattery, Dem.
 Edwin F. Tuttle, Prog.

	LEGISLATURE.		Senate.	House.	J.B.
	Rep.	Dem.			
Republicans.....	32	56	88	45	
Democrats.....	7	38	45	4	
Progressives.....	0	4	4	4	

STATE OFFICERS. (All republicans.)

Governor—Aram J. Pothler.
 Lieutenant-Governor—Roswell B. Burchard.
 Secretary of State—J. Fred Parker.
 Treasurer—Walter A. Read.
 Attorney-General—Herbert A. Rice.

SOUTH CAROLINA (Population in 1910, 1,515,400).

Population in 1910.	PRESIDENT 1912						Gov-1910		
	Dem. Wilson	Prog. Roosevelt	Rep. Taft	Soc. Debs	Dem. Blease	Soc. Thompson	Dem.	Rep.	Soc.
34504 Abbeville.....	1085	4	9	—	—	—	394	—	—
41849 Alken.....	1482	4	2	—	—	—	1028	—	—
69568 Anderson.....	2158	66	25	16.	—	—	802	—	—
18544 Bamberg.....	616	1	3	—	—	—	390	—	—
34209 Barnwell.....	1139	5	15	—	—	—	673	—	—
90355 Beaufort.....	464	62	50	—	—	—	349	—	—
23487 Berkeley.....	323	13	5	—	—	—	253	—	—
16634 Calhoun.....	490	16	15	—	—	—	392	—	—
88594 Charleston.....	1790	100	34	54.	—	—	1474	26	—
26179 Cherokee.....	1259	7	16	—	—	—	630	—	—
29425 Chester.....	1286	20	—	—	—	—	474	—	—
26501 Chesterfield.....	1170	4	—	—	—	—	712	—	—
32188 Clarendon.....	932	32	—	—	—	—	556	—	—
35890 Colleton.....	797	12	14	—	—	—	440	—	—
39027 Darlington.....	883	2	—	—	—	—	349	—	—
22615 Dillon.....	680	11	2	—	—	—	314	—	—
17891 Dorchester.....	576	13	18	—	—	—	336	—	—
28281 Edgefield.....	779	18	3	—	—	—	621	—	—
29442 Fairfield.....	622	8	3	2.	—	—	352	—	—
35671 Florence.....	1496	65	6	—	—	—	508	—	—
22270 Georgetown.....	405	37	10	—	—	—	452	—	—
68377 Greenwood.....	3140	—	—	—	—	—	2969	18	—
94225 Greenwood.....	1307	11	17	3.	—	—	502	—	—
25126 Hampton.....	651	—	—	—	—	—	367	—	—
26395 Horry.....	863	7	3	—	—	—	1334	—	—
— Jasper.....	198	—	—	—	—	—	—	—	—
27094 Kershaw.....	708	25	7	—	—	—	305	—	—
29850 Lancaster.....	1140	5	6	—	—	—	733	—	—
41550 Laurens.....	1566	17	6	1.	—	—	1600	—	—
25318 Lee.....	571	6	3	—	—	—	322	—	—
32040 Lexington.....	1201	30	3	31.	—	—	1148	13	—
20596 Marion.....	710	11	3	—	—	—	449	—	—
31189 Marlboro.....	719	—	—	—	—	—	217	—	—
34586 Newberry.....	1206	12	6	—	—	—	627	—	—
27357 Oconee.....	790	61	58	2.	—	—	325	—	—
55803 Orangeburg.....	1520	95	40	—	—	—	1539	—	—
25422 Pickens.....	815	18	15	—	—	—	502	—	—
55143 Richland.....	1557	161	23	25.	—	—	526	8	—
20943 Saluda.....	850	3	—	14.	—	—	716	—	—
83465 Spartanburg.....	3616	185	37	6.	—	—	2284	—	—

	Wilson	Roosevelt	Taft	Debs	Blease	Thompson
Population.						
35472 Sumter.....	910	52	31	—	—	603
29411 Union.....	1649	54	20	—	—	913
37626 Williamsburg.....	729	18	6	—	—	500
47718 York.....	1641	12	12	1.	—	543
Total.....	4857	1293	536	164.	—	30739
Plurality.....	47064					30359
Per cent.....	96.04	2.57	1.06	.33.	—	99.77
Total vote.....	59350					

FOR REPRESENTATIVES IN CONGRESS, 1912.

- Berkeley, Charleston, Clarendon, Colleton and Dorchester counties.
 George P. Legare, Dem..... 4,550
 A. P. Prieoleau, Rep..... 85
 William Eberhard, Rep..... 43
- Alken, Bamberg, Beaufort, Edgefield, Hampton, Jasper and Saluda counties.
 James F. Byrnes, Dem..... 6,033
- Abbeville, Anderson, Greenwood, Newberry, Oconee and Pickens counties.
 Wyatt Alken, Dem..... 7,453
- Greenville, Laurens, Spartanburg and Union counties.
 Joseph T. Johnson, Dem..... 7,244
- Cherokee, Chester, Chesterfield, Fairfield, Kershaw, Lancaster and York counties.
 D. E. Finley, Dem..... 7,901
- Darlington, Dillon, Florence, Georgetown, Horry, Marion, Marlboro and Williamsburg counties.
 J. W. Ragsdale, Dem..... 6,446
- Calhoun, Lee, Lexington, Richland and Sumter counties.
 A. F. Lever, Dem..... 6,660
 A. D. Dantzler, Rep..... 105

LEGISLATURE.

The legislature is democratic.
 STATE OFFICERS. (All democrats.)
 Governor—Cole L. Blease.
 Lieutenant-Governor—C. A. Smith.
 Secretary of State—R. M. McCown.
 Attorney-General—T. H. Peoples.
 State Treasurer—S. T. Carter.
 Comptroller-General—A. W. Jones.
 State Superintendent of Education—J. E. Swearingen.

Adjutant and Inspector-General—W. W. Moore.
 Railroad Commissioner—J. G. Richards, Jr.
 Commissioner of Agriculture, Commerce and Industries—E. J. Watson.

SOUTH DAKOTA (Population in 1910, 583,888)."

Population in 1910.	PRES. 1912				PRES. '08		
	Roosevelt	Wilson	Chas'tn	Debs	Prog.	Dem.	Rep.
6143 Aurora.....	652	801	68	42.	686	694	—
15776 Beadle.....	1493	1464	70	166.	1776	1105	—
— Bennett.....	69	77	3	1.	—	—	—
11061 Bon Homme.....	1228	1059	40	45.	1324	1014	—
14178 Brookings.....	1388	740	208	58.	1637	588	—
25867 Brown.....	1743	2479	239	385.	2646	1772	—
6451 Brule.....	644	850	—	—	753	825	—
1589 Buffalo.....	83	105	3	4.	105	69	—
4993 Butte.....	647	600	25	188.	1636	915	—
5244 Campbell.....	574	150	30	4.	627	175	—
14899 Charles Mix.....	1769	1597	—	—	1863	1391	—
10901 Clark.....	949	658	83	36.	1234	557	—
8711 Clay.....	1248	945	15	10.	1291	803	—
14032 Codington.....	1195	1105	89	71.	1618	831	—
2929 Corson.....	508	456	16	46.	—	—	—
4438 Custer.....	395	419	8	90.	487	428	—
1625 Davison.....	1398	1283	95	56.	1276	1091	—
14372 Day.....	1302	790	272	118.	1616	813	—
17778 Deuel.....	884	416	71	11.	1022	425	—
6400 Douglas.....	509	12	42.	—	—	—	—
7577 Edmunds.....	757	710	14	12.	836	647	—
7654 Edmunds.....	640	729	89	27.	726	658	—
7763 Fall River.....	838	736	—	—	726	466	—
6716 Faulk.....	568	614	92	21.	835	421	—
10303 Grant.....	830	619	80	55.	1122	628	—
13061 Gregory.....	1338	1175	25	96.	1550	1266	—
17475 Hamlin.....	1058	474	35	17.	1065	634	—
7570 Hand.....	743	826	87	45.	851	435	—
6257 Hanson.....	708	632	42	21.	698	630	—
4228 Harding.....	587	318	72	105.	—	—	—
6271 Hughes.....	447	554	25	71.	795	349	—
12319 Hutchinson.....	1451	647	36	12.	1507	619	—
3307 Hyde.....	399	392	17	51.	455	212	—
5120 Jerauld.....	545	436	155	11.	582	403	—
12560 Kingsbury.....	1150	747	152	113.	1537	799	—
10711 Lake.....	1181	657	52	81.	1415	636	—

Population.	Roosevelt	Wilson	Chafin	Debs	Taft	Bryan
19694 Lawrence.....	1692	2412	40	326.	2735	1564
12712 Lincoln.....	1673	729	72	56.	1837	699
10848 Lyman.....	995	759	45	112.	1524	1183
8021 Marshall.....	601	548	68	45.	874	463
9589 McCook.....	1063	961	75	56.	1209	826
6791 McPherson.....	469	327	13	6.	785	157
12640 Meade.....	732	975	66	151.	953	792
Mellette.....	261	320	7	5.	—	—
7661 Miner.....	845	721	48	39.	906	720
29651 Minnebaha.....	3051	2676	185	256.	4125	1943
9255 Moody.....	932	637	101	119.	1275	623
12453 Pennington.....	1068	1130	32	117.	1702	1160
11348 Perkins.....	1070	811	—	—	—	—
4466 Potter.....	433	423	23	16.	614	400
14897 Roberts.....	1314	760	73	197.	1562	777
6007 Saborn.....	880	577	13	19.	847	513
292 Schnasse.....	—	—	—	—	—	—
15981 Spink.....	1432	1347	118	128.	1847	1121
14975 Stanley.....	981	1027	44	127.	2213	1598
252 Starling.....	—	—	—	—	—	—
2462 Sully.....	292	242	19	19.	368	154
8523 Tripp.....	1153	982	32	82.	—	—
18340 Turner.....	1608	906	82	22.	1792	793
10573 Union.....	1396	965	86	24.	1392	1009
6488 Walworth.....	1380	445	24	56.	825	351
13135 Yankton.....	1511	1289	67	61.	1644	1118
Ziebach.....	371	849	19	36.	—	—
Total.....	58811	48942	3910	4662	67536	40296
Plurality.....	—	5849	—	—	27200	—
Per cent.....	50.65	42.35	3.35	3.75.	57.95	35.11
Total vote.....	—	116325	—	—	114705	—

There was no regular republican or Taft ticket in the field in election of 1912.

FOR REPRESENTATIVES IN CONGRESS, 1912.

1. Counties of Aurora, Bon Homme, Brule, Buffalo, Charles Mix, Clay, Davison, Douglas, Hanson, Hutchinson, Jerauld, Lake, Lincoln, Miner, Moody, Minnebaha, McCook, Saborn, Turner, Union and Yankton	Charles H. Dillon, Rep.....	25,498
	R. E. Dowdell, Dem.....	18,051
	C. W. Templeton, Pro.....	1,174
	E. M. Jacobsen, Soc.....	997
2. Counties of Beadle, Brookings, Brown, Campbell, Clark, Codington, Day, Deuel, Edmunds, Faulk, Grant, Hamlin, Hand, Hughes, Hyde, Kingsbury, Marshall, McPherson, Potter, Spink, Sully and Walworth	Charles H. Burke, Rep.....	23,170
	C. Boyd Garrett, Dem.....	14,283
	W. J. Edgar, Pro.....	1,172
	E. Francis Atwood, Soc.....	1,573
3. Counties of Bennett, Butte, Corson, Custer, Dewey, Fall River, Gregory, Harding, Lawrence, Lyman, Meade, Mellette, Pennington, Perkins, Shannon, Stanley, Todd, Tripp, Washabaugh, Washington and Ziebach	Eben W. Martin, Rep.....	15,141
	Harry L. Gandy, Dem.....	12,154
	J. E. Ballinger, Soc.....	1,564

LEGISLATURE.		Senate.		House.		J. B.	
Republicans.....	35	89	124				
Democrats.....	10	11	21				

- STATE OFFICERS. (All republicans.)
 Governor—Frank M. Byrne.
 Lieutenant-Governor—E. L. Abel.
 Secretary of State—Frank Glasnar.
 Treasurer—A. W. Ewart.
 Superintendent Instruction—C. G. Lawrence.
 Attorney-General—Royal C. Johnson.
 State Auditor—Henry B. Anderson.

TENNESSEE (Population in 1910, 2,184,789).

Population in 1910.	COUNTIES. (96)	PRESIDENT 1912			
		Dem.	Rep.	Prog.	Pro. Soc.
17717 Anderson.....	597	589	1148	1	55
22667 Bedford.....	2305	1474	96	1	6
12452 Benton.....	1065	652	249	—	30
6329 Blodsoe.....	461	379	401	—	10
20899 Blount.....	836	870	1410	39	10
16336 Bradley.....	645	485	548	7	10
27387 Campbell.....	154	302	1193	20	52
10825 Cannon.....	1154	651	48	—	7
23877 Carroll.....	1853	1202	967	—	69
19838 Carter.....	478	1243	1926	3	—
10540 Cheatham.....	1066	317	123	—	23
9060 Chester.....	636	312	388	—	38

Population.	Wilson	Taft	Roosevelt	Chafin	Debs
23504 Claiborne.....	903	589	1098	3	19
9009 Clay.....	718	440	83	—	12
19399 Cocke.....	597	757	549	14	10
15625 Coffee.....	1705	521	63	1	28
16076 Crockett.....	1297	852	509	—	27
9327 Cumberland.....	489	372	434	2	11
149478 Davidson.....	9517	1428	1330	60	206
10083 DeKalb.....	758	405	491	—	15
15944 Decatur.....	1394	1219	265	1	2
13055 Dickson.....	1089	448	293	20	55
2771 Dyer.....	1469	318	348	11	82
30257 Fayette.....	890	59	93	—	2
7416 Fentress.....	389	444	317	—	21
20491 Franklin.....	2172	730	164	—	32
41630 Gibson.....	2671	1002	518	12	35
32629 Giles.....	3051	1596	419	5	2
13888 Grainger.....	811	741	900	—	—
31083 Greene.....	2076	1650	1242	5	5
8322 Grundy.....	529	122	87	—	121
13650 Hamblen.....	722	427	325	9	18
89267 Hamilton.....	4394	1493	2454	77	291
10778 Hancock.....	427	659	84	—	—
2501 Hardeeman.....	1323	320	264	—	3
2721 Hermitage.....	749	318	593	6	8
23587 Hawkins.....	1026	828	690	6	18
25700 Haywood.....	1039	44	88	2	28
17030 Henderson.....	788	373	947	4	19
25494 Henry.....	2526	941	282	7	111
16527 Hickman.....	1288	868	111	1	13
6224 Houston.....	586	172	65	—	86
13908 Humphreys.....	1283	343	189	1	30
15096 Jackson.....	1944	743	251	—	—
5210 James.....	202	169	408	—	—
17555 Jefferson.....	514	540	940	7	9
13191 Johnson.....	256	933	1025	—	—
94187 Knox.....	4069	1984	3516	109	122
94187 Knox.....	1257	457	332	—	13
21105 Loudon.....	1020	186	593	2	28
17539 Lawrence.....	1504	878	783	4	43
6083 Lewis.....	370	126	144	—	6
25908 Lincoln.....	2151	672	98	2	18
13612 London.....	415	322	348	10	6
14559 Macon.....	787	1251	183	3	11
21046 McMinn.....	912	667	567	74	17
16556 McNairy.....	1155	616	1001	—	—
3357 Madison*.....	—	—	—	—	—
18820 Marion.....	810	463	442	29	79
16872 Marshall.....	1551	376	87	15	11
6036 Maury.....	2309	615	389	43	48
4151 Meigs.....	517	357	163	—	1
20716 Monroe.....	1195	721	475	11	4
33672 Montgomery.....	1638	514	199	27	82
4800 Moore.....	691	116	11	—	1
11458 Morgan.....	466	312	841	11	35
20946 Obion.....	2152	455	193	18	63
15854 Overton.....	1531	743	181	4	66
8815 Perry.....	664	379	94	—	42
5087 Pickett.....	411	365	134	—	1
14116 Polk.....	867	533	622	—	9
20023 Putnam.....	1867	923	386	2	5
15410 Rhea.....	692	253	552	12	28
22840 Roane.....	570	432	826	20	70
25466 Robertson.....	285	515	142	—	125
33199 Rutherford.....	3405	1217	280	4	64
12947 Scott.....	160	123	1234	5	125
4202 Seatchie.....	454	139	85	—	39
22296 Sevier.....	340	967	2410	3	1
191439 Shelby.....	6732	589	2951	41	223
18548 Smith.....	1863	915	184	3	—
14890 Stewart.....	1312	485	54	—	197
28120 Sullivan.....	2413	538	1265	—	12
25621 Sumner.....	2177	769	89	4	61
29459 Tipton.....	987	564	222	11	12
5874 Trousdale.....	844	211	35	—	—
7201 Union.....	170	280	765	4	—
1144 Union.....	494	307	1192	—	10
2784 Van Buren.....	225	106	80	—	24
16534 Warren.....	1745	339	250	4	16
28898 Washington.....	1530	1134	1562	15	9
12062 Wayne.....	435	971	390	—	33
31929 Weakley.....	2810	1265	350	7	39
15420 White.....	1222	330	279	1	57
24213 Williamson.....	2305	979	62	1	9
25394 Wilson.....	2325	682	292	—	6

*Returns stolen					
Total.....	130530	59444	53725	825	3492
Plurality.....	70871	—	—	—	—
Per cent.....	52.19	23.99	21.63	.33	1.41
Total vote.....	—	247821	—	—	—

For president in 1905 Bryan, Dem., received 135,608 votes; Taft, Rep., 118,834; Debs, Soc., 1,870; Watson, Peo., 1,081; Hilsen, Ind., 332, and Chafin, Pro., 320.

FOR REPRESENTATIVES IN CONGRESS, 1912.

1. The counties of Carter, Clalborne, Cocke, Grainger, Greene, Hamblen, Hancock, Hawkins, Johnson, Sullivan, Unicoi and Washington.	16,660
2. The counties of Anderson, Blount, Campbell, Jefferson, Knox, Loudon, Morgan, Roane, Scott, Sevier and Union.	16,053
R. W. Austin, Rep.	12,712
J. C. J. Williams, Dem.	6,341
3. The counties of Bledsoe, Bradley, Franklin, Grundy, Hamilton, James, McMinn, Marion, Meigs, Monroe, Polk, Sequatchie, Van Buren, Warren and White.	18,240
John A. Moon, Dem.	6,380
Clarence Steward, Rep.	2,168
J. W. Eastman, Prog.	17,077
4. The counties of Clay, Cumberland, Fentress, Jackson, Macon, Overton, Pickett, Putnam, Rhea, Smith, Sumner, Trousdale and Wilson.	9,165
Cordell Hull, Dem.	12,955
I. J. Human, Rep.	8,437
5. The counties of Bedford, Coffee, Cannon, DeKalb, Lincoln, Marshall, Moore and Rutherford.	15,341
W. C. Houston, Dem.	12,055
Jesse C. Beesley, Dem.	3,286
6. The counties of Cheatham, Davidson, Houston, Humphreys, Montgomery, Robertson and Stewart.	15,341
Joseph W. Byrns, Dem.	12,910
J. A. Althausser, Rep.	2,431
7. The counties of Dickson, Giles, Hickman, Lawrence, Lewis, Maury, Wayne and Williamson.	12,751
L. P. Padgett, Dem.	9,380
C. W. Turner, Dem.	3,371
8. The counties of Benton, Carroll, Chester, Deatur, Hardin, Henderson, Henry, Madison, McNairy and Perry.	10,162
W. T. Sims, Dem.	7,461
J. W. Ross, Rep.	2,701
Grissam, Prog.	2,035
(Madison county vote missing.)	
9. The counties of Crockett, Dyer, Gibson, Haywood, Lake, Lauderdale, Obion and Weakley.	13,392
F. J. Garrett, Dem.	9,500
R. L. Cochran, Rep.	3,892
10. The counties of Fayette, Hardeman, Shelby and Tipton.	12,916
K. D. McKellar, Dem.	

LEGISLATURE.

Senate. House. J. B.

Democrats	27	75	102
Republicans	6	25	31

STATE OFFICERS.

Governor—Ben W. Hooper, Ind. Rep.
 Secretary—R. R. Sneed, Dem.
 Treasurer—W. P. HICKERSON, Dem.
 Comptroller—George F. Woollen, Dem.
 Adjutant-General—Frank Maloney, Rep.
 Attorney-General—F. M. Thompson, Dem.

TEXAS (Population in 1910, 3,896,542).

COUNTIES	PRESIDENT 1912				
	Dem.	Prog.	Rep.	Pro. Soc.	Chafin Debs
Population in 1910. (249)	Wilson	Roosevelt	Taft	Chafin	Debs
29650 Anderson	1745	104	446	6	300
875 Andrews	—	—	—	—	—
17705 Angelina	1107	25	45	8	374
2106 Aransas	189	29	7	2	7
6525 Archer	460	42	25	5	78
2682 Armstrong	274	31	32	3	8
10004 Atascosa	647	17	16	5	81
17699 Austin	1202	77	244	3	11
312 Bailey	—	—	—	—	—
4021 Bandera	414	130	158	10	78
25344 Bastrop	1096	165	216	10	55
8411 Baylor	495	48	15	3	94
12030 Bee	495	64	30	8	48
49186 Bell	3656	42	128	1	231
11976 Bexar	4909	2506	1022	32	259
4311 Blanco	449	76	127	3	14
1856 Borden	128	—	—	—	—
19013 Bosque	1225	87	65	2	81
4827 Bowie	1542	218	317	15	474
15299 Brazoria	748	342	263	32	79
18919 Brazos	748	43	142	7	8
2120 Brewster	333	40	29	3	21
5626 Briscoe	148	5	2	—	—
4083 Brooks (new)	164	21	3	—	—
22935 Brown	1466	129	115	12	181
18687 Burleson	1000	79	228	3	19

Population.	Wilson	Roosevelt	Taft	Chafin	Debs
10755 Burnet	627	67	85	1	42
24237 Caldwell	1068	82	56	1	20
3635 Calhoun	356	61	36	7	66
12973 Callahan	785	46	45	6	127
27158 Cameron	2146	126	151	8	19
9551 Camp	492	61	155	2	25
2127 Carson	201	58	19	4	4
27587 Cass	1284	239	402	17	225
1850 Castro	177	19	18	—	—
4234 Chambers	219	30	80	—	29
24038 Cherokee	1636	61	145	8	230
9538 Childress	723	46	34	3	79
17043 Clay	1005	140	54	9	95
65 Cochran	—	—	—	—	—
6412 Coke	302	22	8	—	—
22618 Coleman	1284	59	52	7	212
49021 Collin	3197	223	342	16	312
5224 Collingsworth	414	27	15	2	55
1024 Colorado	1024	140	106	15	45
8434 Comal	602	174	157	—	30
27186 Comanche	1661	183	69	23	540
6634 Concho	345	33	16	—	88
26935 Cooke	1780	143	206	8	248
21703 Coryell	1270	67	70	1	57
4396 Cotulla	311	18	8	1	109
331 Crane	—	—	—	—	—
1296 Crockett	53	3	5	—	—
1765 Crosby	247	41	7	1	64
Culberson (new)	145	1	1	—	—
4001 Dallam	247	68	18	8	60
135748 Dallas	7925	1260	591	109	358
2320 Dawson	95	4	7	1	21
3942 Deaf Smith	221	22	21	5	5
14566 Delta	908	35	51	11	170
31258 Denton	2236	113	190	17	181
23501 DeWitt	1080	102	219	2	28
3082 Dickens	279	38	3	3	107
3368 Dimmit	232	36	134	—	9
5284 Donley	388	36	12	3	40
8964 Duval	917	31	80	—	2
23421 Eastland	1499	79	66	12	388
1178 Ector	89	4	4	—	—
3768 Edwards	133	75	114	—	52
58629 Ellis	3484	159	293	12	129
52599 El Paso	2914	799	291	32	122
32095 Erath	1549	161	156	22	355
35649 Falls	1663	190	353	4	192
44801 Fannin	2661	222	27	19	279
29796 Fayette	2016	214	461	2	95
12596 Fisher	522	21	7	7	124
4658 Floyd	383	41	21	18	81
5726 Foard	431	41	19	4	122
18168 Fort Bend	681	145	275	10	35
9331 Franklin	474	9	19	3	19
20557 Freestone	1306	29	475	1	175
8895 Frio	418	50	25	—	10
1255 Galnes	68	3	—	—	—
44749 Galveston	2601	472	459	40	130
1995 Garza	147	11	7	—	8
9447 Gillespie	307	1070	219	3	5
1143 Glasscock	53	—	—	—	—
9909 Goliad	500	76	414	5	68
28055 Gonzales	1330	39	318	4	79
3405 Gray	272	65	13	9	56
65096 Graysen	3937	441	510	50	378
14140 Gregg	635	32	126	2	33
21206 Grimes	939	51	39	8	25
24913 Guadalupe	1140	538	1072	6	15
7586 Hale	554	58	20	5	38
8279 Hall	775	46	24	2	124
15315 Hamilton	993	119	68	6	51
935 Hainsford	93	35	12	8	7
11213 Hardeman	861	62	36	8	117
12947 Hardin	989	101	114	5	210
115685 Harris	14531	1124	735	61	746
37243 Harrison	1145	85	130	19	60
1298 Hartley	116	29	16	1	2
16249 Haskell	1001	53	45	1	362
15518 Hays	989	52	60	5	9
3170 Hemphill	315	116	61	5	32
20131 Henderson	1298	79	136	8	373
13728 Hildaigo	1203	94	39	11	43
46760 Hill	2680	144	129	23	114
137 Hockley	—	—	—	—	—
10003 Hood	675	59	138	4	55
31038 Hopkins	1989	80	348	19	288
23564 Houston	1461	64	342	1	250
3881 Howard	531	32	21	3	114
48116 Hunt	4040	213	225	43	339
862 Hutchinson	91	6	16	—	9
1283 Irion	132	4	—	—	11
11817 Jack	762	96	86	4	219
6471 Jackson	326	85	35	3	82

Population.	Wilson	Roosevelt	Taft	Chaftin	Debs
14000 Jasper.....	628	44	40	4	208
1678 Jeff Davis.....	120	10	62	—	4
38182 Jefferson.....	1726	320	188	12	173
Jim Wells (new).....	242	24	43	1	42
34400 Johnson.....	2487	109	105	5	302
24239 Jones.....	61301	55	63	4	195
14342 Karnes.....	710	49	26	—	—
35323 Kaufman.....	2033	73	276	0	260
4517 Kendall.....	223	229	178	—	9
2655 Kent.....	135	19	7	—	22
5505 Kerr.....	578	146	127	5	37
3261 Kimble.....	133	19	—	—	22
810 King.....	77	—	2	—	2
3401 Kinney.....	76	91	99	—	10
9625 Knox.....	649	54	32	2	125
46544 Lamar.....	2281	108	206	12	137
540 Lamb.....	53	18	6	7	9
9532 Lampasaa.....	517	66	69	9	63
4747 Lavelle.....	330	25	2	16	1
26418 Lavaca.....	1498	237	247	5	195
13132 Lee.....	688	65	134	1	100
16583 Leon.....	856	57	191	1	296
10686 Liberty.....	583	106	80	6	74
34621 Limestone.....	1667	79	153	12	216
2634 Lipscomb.....	251	105	47	11	51
3442 Live Oak.....	308	42	26	—	20
6520 Llano.....	432	45	30	1	38
249 Loving.....	—	—	—	—	—
3624 Lubbock.....	296	27	16	8	12
1713 Lynn.....	122	3	6	—	3
10318 Madison.....	379	23	37	41	47
10472 Marion.....	330	37	83	—	1
1549 Martin.....	129	2	4	1	5
5683 Mason.....	473	172	152	6	82
13594 Matagorda.....	718	174	108	27	103
5151 Maverick.....	185	72	141	1	6
13405 McCulloch.....	593	61	41	3	144
73250 McLennan.....	3836	310	296	20	172
1091 McMullen.....	50	3	9	—	—
13415 Medina.....	651	263	220	5	28
2707 Menard.....	109	39	17	—	37
3404 Midland.....	216	10	11	1	8
96780 Milam.....	1939	110	244	6	488
9634 Mills.....	577	68	92	5	179
8336 Mitchell.....	573	32	18	4	79
25123 Montague.....	1534	114	151	9	341
15679 Montgomery.....	616	113	120	2	99
561 Moore.....	—	—	—	—	—
10439 Morris.....	608	48	89	5	13
2396 Motley.....	195	15	8	1	29
27406 Nacogdoches.....	1619	42	91	7	339
47470 Navarro.....	2590	128	165	8	159
10850 Newton.....	278	12	8	—	47
11989 Nolan.....	656	24	60	8	72
21955 Nueces.....	910	125	85	—	170
1602 Ochiltree.....	94	17	4	—	3
815 Odham.....	92	18	22	6	4
9528 Orange.....	556	44	25	1	46
19506 Palo Pinto.....	1237	88	68	24	365
20424 Panola.....	1213	59	82	1	182
26331 Parker.....	1700	146	135	17	406
1555 Parmer.....	115	54	9	1	3
2071 Pecos.....	256	83	76	3	10
17459 Polk.....	615	42	41	5	77
12424 Potter.....	801	124	41	11	84
5218 Presidio.....	191	66	88	—	5
6787 Rains.....	441	20	67	3	237
3812 Randall.....	269	29	21	7	5
892 Reagan.....	37	3	263	10	140
28564 Red River.....	92	38	8	5	3
4332 Reeves.....	276	43	—	—	—
2814 Refugio.....	207	34	118	9	35
950 Roberts.....	183	31	16	1	6
27454 Robertson.....	1053	53	153	3	62
8072 Rockwall.....	648	16	17	—	5
20858 Runtels.....	1128	73	58	9	200
26946 Rusk.....	1453	78	498	2	213
8582 Sabine.....	430	10	19	2	57
11264 San Augustine.....	375	18	12	11	76
9542 San Jacinto.....	379	46	196	1	25
7307 San Patricio.....	558	72	174	25	71
11245 San Saba.....	692	35	39	7	165
1893 Schleicher.....	111	13	3	1	2
10324 Scurry.....	665	20	30	11	90
420 Shackelford.....	246	23	18	5	53
26423 Shelby.....	1509	20	76	2	287
1376 Sherman.....	97	24	22	1	9
41746 Smith.....	1958	418	485	23	389
3981 Somervell.....	241	21	12	4	103
13151 Starr.....	674	2	252	—	2
7980 Stephens.....	463	4	11	1	93
1433 Sterling.....	165	9	4	1	1
5320 Stonewall.....	334	12	7	1	109

Population.	Wilson	Roosevelt	Taft	Chaftin	Debs
1569 Sutton.....	62	17	12	—	1
4012 Swisher.....	280	24	8	—	2
198572 Tarrant.....	7219	1112	593	56	482
26283 Taylor.....	1536	90	59	5	188
1430 Terrell.....	113	39	36	—	3
1474 Terry.....	94	5	3	—	20
4583 Throckmorton.....	252	13	4	2	67
16422 Titus.....	943	87	70	4	151
17882 Tom Green.....	907	86	50	5	65
25620 Travis.....	2734	453	466	38	190
12708 Trinity.....	681	44	92	3	129
10250 Tyler.....	569	11	32	1	79
19940 Upshur.....	885	61	168	8	76
501 Upton.....	23	3	—	—	1
11233 Uvalde.....	601	73	53	2	45
8613 Val Verde.....	298	196	133	5	133
25651 Van Zandt.....	1790	104	110	13	829
14900 Victoria.....	698	163	100	10	53
1631 Walker.....	633	39	323	—	52
12138 Waller.....	695	98	144	2	20
2389 Ward.....	147	34	6	2	1
25561 Washington.....	1109	192	546	1	4
22503 Webb.....	654	31	888	—	3
21123 Wharton.....	794	195	103	13	129
5258 Wheeler.....	403	48	33	2	54
16094 Wichita.....	1128	131	108	7	98
12000 Willbarger.....	994	71	44	5	188
Willacy (new).....	105	—	4	—	—
42228 Williamson.....	2056	192	246	17	101
17096 Wilson.....	739	115	109	5	44
442 Winkler.....	—	—	—	—	—
26450 Wood.....	1842	151	156	12	148
23417 Wood.....	1449	74	147	15	352
602 Yoakum.....	41	9	1	—	—
13657 Young.....	922	47	35	3	182
3809 Zapata.....	—	—	—	—	—
1889 Zavalla.....	242	54	42	4	65
Total.....	219489	28530	26745	1698	24890
Plurality.....	190859	—	—	—	—
Per cent.....	72.64	8.78	9.41	.57	8.45
Total vote.....	—	301738	—	—	—

In 1912 for president Reimer, Soc.-Lab., received 430 votes.

FOR REPRESENTATIVES IN CONGRESS, 1912.

At Large—Hutton W. Summers, Dem.....	226,319
Daniel E. Garrett, Dem.....	219,632
Z. T. White, Prog.....	32,476
F. M. Etheridge, Prog.....	32,498
J. E. Elgin, Rep.....	29,172
R. B. Harrison, Rep.....	29,217
D. H. Conliver, Pro.....	1,736
D. D. Richardson, Soc.....	14,839
J. M. Haggard, Soc.....	14,872
1. Counties of Bowie, Red River, Lamar, Delta, Hopkins, Franklin, Titus, Camp, Morris, Cass and Marlon.....	11,180
Horace W. Vaughan, Dem.....	760
J. B. Baker, Rep.....	760
2. Counties of Jefferson, Orange, Hardin, Tyler, Jasper, Newton, Sabine, San Augustine, Angelina, Cherokee, Nacogdoches, Shelby, Panola and Harrison.....	11,120
Martin W. Dies, Dem.....	226
Horace W. Smith, Rep.....	226
E. G. Christian, Pro.....	96
3. Counties of Wood, Upshur, Gregg, Rusk, Smith, Henderson, Van Zandt and Kaufman.....	10,140
James Young, Dem.....	10,140
4. Counties of Grayson, Collin, Fannin, Hunt and Rains.....	9,872
Sam Rayburn, Dem.....	2,133
5. Counties of Dallas, Rockwell, Ellis, Hill and Bosque.....	11,220
Jack Beall, Dem.....	86
Fred E. Johnston, Prog.....	86
S. T. Green, Soc.....	125
6. Counties of Navarro, Freestone, Limestone, Robertson, Brazos and Millam.....	7,930
Rufus Hardy, Dem.....	157
W. H. Wilson, Soc.....	157
7. Counties of Anderson, Houston, Trinity, Polk, San Jacinto, Liberty, Chambers and Galveston.....	8,163
A. W. Gregg, Dem.....	8,163
8. Counties of Harris, Fort Bend, Austin, Waller, Montgomery, Grimes, Walker, Madison and Leon.....	11,928
Joe Engle, Dem.....	462
J. V. Miller, Rep.....	462

9. Counties of Gonzales, Fayette, Colorado, Whar- ton, Matagorda, Brazoria, Jackson, Lavaca, De Witt, Victoria, Calhoun, Aransas, Refugio, Bee, Gollad and Karnes.....	11,391
10. Counties of Williamson, Travis, Hays, Cald- well, Bastrop, Lee, Burleson and Washington. A. S. Burleson, Dem.....	12,109
11. Counties of McLennan, Falls, Bell, Coryell and Hamilton. R. L. Henry, Dem.....	7,623
12. Counties of Tarrant, Parker, Johnson, Hood, Somervell, Earth and Comanche. Oscar Calloway, Dem.....	10,769
13. Counties of Cook, Denton, Wise, Montague, Clay, Jack, Young, Archer, Wichita, Willbarger, Baylor, Throckmorton, Knox, Foard, Hardeman, Cottle, Motley, Dickens, Floyd, Hale, Lamb, Bailey, Childress, Hall, Briscoe, Swisher, Castro, Parmer, Deaf Smith, Randall, Armstrong, Don- ley, Collingsworth, Wheeler, Gray, Carson, Pot- ter, Oldham, Hartley, Moore, Hutchinson, Rob- erts, Hemphill, Lipscomb, Ochiltree, Hansford, Sherman and Dallam.....	20,363
J. H. Stephens, Dem.....	20,363
H. H. Cooper, Rep.....	1,116
14. Counties of Bexar, Comal, Kendall, Bandera, Kerr, Gillespie, Blanco, Burnet, Llano, Mason, McCulloch, San Saba, Lampasas, Mills, Brown and Coleman. J. L. Slayden, Dem.....	14,636
15. Counties of Cameron, Hidalgo, Starr, Zapata, Webb, Duval, Nueces, San Patricio, Live, Oak, Atascosa, Wilson, Guadalupe, McMullen, LaSalle, Dimmit, Maverick, Zavalla, Frio, Medina, Uval- de, Kinney and Val Verde. J. N. Garner, Dem.....	15,672
16. Counties of El Paso, Jeff Davis, Presidio, Brewster, Pecos, Crockett, Schelcher, Sutton, Edwards, Kimble, Menard, Concho, Tom Green, Irion, Upton, Crane, Ward, Reeves, Loving, Winkler, Ector, Midland, Glasscock, Sterling, Coke, Runnels, Eastland, Callahan, Taylor, No- lan, Mitchell, Howard, Martin, Andrews, Gaines, Dawson, Borden, Scurry, Fisher, Jones, Shackel- ford, Stephens, Palo Pinto, Haskell, Stonewall, King, Kent, Garza, Crosby, Lubbock, Lynn, Ter- ry, Yoakum, Cochran and Hockley. W. R. Smith, Dem.....	21,186

LEGISLATURE. Senate. House. J.B.	
Democrats.....	30 142 172
Republicans.....	1 0 1

STATE OFFICERS. (All democrats.)
Governor—O. B. Colquitt.
Lieutenant-Governor—Will H. Mays.
Secretary of State—F. C. Welner.
Attorney-General—B. F. Looney.
Comptroller—W. P. Lane.
Treasurer—J. M. Edwards.
Supt. of Public Instruction—W. F. Doughty.

UTAH (Population in 1910, 373,351).

COUNTRIES. —PRESIDENT 1912—					
Population in 1910.	Rep. Dem. Prog. Soc.				Debs
	Taft	Wilson	Roosevelt		
4717 Beaver.....	674	602	523	2	—
15894 Box Elder.....	1650	1402	1396	—	—
29002 Cache.....	2845	3288	1189	20	—
8924 Carbon.....	783	503	539	341	—
10191 Davis.....	1295	1143	458	21	—
6750 Emery.....	762	755	336	190	—
3650 Garfield.....	673	249	128	23	—
1595 Grand.....	192	215	118	45	—
3933 Iron.....	695	544	64	95	—
10702 Juab.....	1171	985	347	803	—
1652 Kane.....	429	115	20	12	—
6118 Millard.....	970	865	337	124	—
2467 Morgan.....	319	254	273	45	—
1734 Plute.....	206	110	146	87	—
11826 Rich.....	329	237	90	5	—
13122 Salt Lake.....	12891	10468	8899	3798	—
2377 San Juan.....	146	145	95	4	—
16704 San Pete.....	2489	1976	1272	171	—
9775 Sevier.....	1451	909	758	287	—
8200 Summit.....	1294	983	425	236	—
7924 Toole.....	952	647	261	284	—
7050 Uintah.....	543	566	642	165	—

Population.		Taft	Wilson	Roosevelt	Debs
37942 Utah.....	4175	4636	2295	666	—
8920 Wasatch.....	1216	924	452	294	—
5123 Washington.....	712	845	72	6	—
1749 Wayne.....	283	183	24	63	—
35179 Weber.....	3171	2991	3008	959	—
Total.....	42100	36579	24174	9023	—
Plurality.....	5521				—
Per cent.....	37.63	32.69	21.61	8.07	—
Total vote.....			11876		—

FOR REPRESENTATIVES IN CONGRESS, 1912.

Joseph Howell, Rep.....	43,133
Jacob Johnson, Rep.....	42,049
T. D. Johnson, Dem.....	36,640
Mathonihah Thomas, Dem.....	37,192
S. H. Love, Prog.....	22,358
Lewis Larson, Prog.....	21,934
Murray E. Klug, Soc.....	8,971
W. M. Kner, Soc.....	8,933

LEGISLATURE. Senate. House. J.B.

Republicans.....	16	31	47
Democrats.....	2	14	16

STATE OFFICERS. (All republican.)

Governor—William Spry.
Secretary of State—David Mattson.
Attorney-General Albert R. Barnes.
Auditor—Lincoln G. Kelly.
Treasurer—Jesse D. Jewkes.
Superintendent of Public Instruction—Andrew C. Nelson.

VERMONT (Population in 1910, 355,956).

COUNTRIES. —PRESIDENT 1912— PRES. 1908—						
Population in 1910.	Rep. Dem. Prog. Soc.				Rep. Dem.	
	Taft	Wilson	Roosevelt	Debs		Taft
20010 Addison.....	1835	621	1487	19.	2366	744
21378 Bennington.....	1464	1057	1380	105.	2453	448
20361 Caledonia.....	1583	1065	2049	32.	2700	764
42447 Chittenden.....	2368	2296	1663	42.	3806	1650
7384 Essex.....	463	348	353	10.	744	327
29866 Franklin.....	1433	1317	1457	25.	2360	1048
3761 Grand Isle.....	193	210	204	6.	364	188
12585 Lamolille.....	852	431	946	30.	1455	311
18703 Orange.....	1289	956	1428	32.	2262	677
23337 Orleans.....	1475	628	1891	17.	2535	384
48139 Rutland.....	2999	2079	2327	79.	5643	1542
State House.....	29	4	3	—	—	—
41702 Washington.....	2797	1743	1730	373.	8823	1610
26863 Windham.....	2143	1327	2020	67.	3728	905
33681 Windsor.....	2409	1302	2546	91.	4683	907
Total.....	22132	15354	22132	928.	39552	11495
Plurality.....	1200				28066	
Per cent.....	37.13	24.44	35.22	147.	75.11	21.83
Total vote.....			62338			52654

For president in 1912 Chafin, Pro., received 1,092 votes.

For president in 1908 Chafin, Pro., received 802 votes and Hisgen, Ind., 804.

FOR REPRESENTATIVES IN CONGRESS, 1912.

1. Counties of Addison, Bennington, Chittenden, Franklin, Grand Isle, Lamolille and Rutland. Frank L. Greene, Rep.....	15,469
Patrick M. Meldon, Dem.....	9,154
George L. Story, Pro.....	797
John Spargo, Soc.....	454
2. Counties of Caledonia, Essex, Orange, Orleans, Washington, Windham and Windsor. Frank Plumley, Rep.....	13,316
O. C. Sawyer, Dem.....	8,269
Elmer E. Phillips, Soc.....	532
Charles E. Ordway, Pro.....	766

LEGISLATURE. Senate. House. J.B.

Republicans.....	27	146	173
Democrats.....	3	56	59
Progressives.....		22	22
Progressive republicans.....		7	7
Prohibitionist.....		1	1
Others.....		12	12

STATE OFFICERS. (All republicans.)

Governor—Allen M. Fletcher.
Lieutenant-Governor—Frank E. Howe.
Treasurer—Edward H. Devault.
Secretary of State—Guy W. Bailey.
Auditor—Horace F. Graham.
Attorney-General—Rufus E. Brown.

VIRGINIA (Population in 1910, 2,061,612).

Population in 1910.	COUNTY. (100)	PRESIDENT 1912				
		Dem. Rep.	Wilson	Prog.	Soc. Pro.	Chafin
36650	Accomac.....	1825	153	110	1	25
29871	Albemarle.....	1215	144	126	15	3
15329	Alexandria city.....	951	132	104	11	2
10231	Alexandria county.....	346	86	153	8	2
14773	Alleghany.....	394	125	263	10	15
8720	Amelia.....	325	32	50	—	2
18362	Amherst.....	765	64	70	8	—
8304	Appomattox.....	654	28	51	—	—
32445	Augusta.....	1558	60	272	11	73
6528	Bath.....	329	159	39	3	11
28549	Bedford.....	1219	142	343	9	20
5154	Bland.....	289	206	118	1	1
17727	Botetourt.....	889	517	19	2	9
6247	Bristol city.....	405	86	64	8	3
19244	Brunswick.....	643	67	43	5	6
12334	Buchanan.....	524	223	389	—	2
15204	Buckingham.....	603	97	110	—	—
3245	Buena Vista city.....	155	43	48	8	3
23043	Campbell.....	810	97	126	11	8
16596	Caroline.....	530	144	226	—	6
21116	Carroll.....	765	874	346	—	3
5253	Charles City.....	347	37	23	—	—
15785	Charlotte.....	609	175	123	10	1
6763	Charlottesville city.....	454	39	24	4	1
21239	Chesterfield.....	702	61	75	8	2
7468	Clarke.....	576	39	14	1	—
5748	Clifton Forge city.....	293	63	61	34	1
4711	Craig.....	337	62	150	1	4
13472	Culpeper.....	752	108	49	1	5
9195	Cumberland.....	362	10	31	1	—
19020	Danville city.....	1066	98	79	11	7
9190	Dickenson.....	529	398	157	5	—
15442	Dinwiddie.....	512	58	75	1	3
21225	Elizabeth City.....	347	43	56	8	1
9105	Essex.....	443	273	72	11	—
20583	Fairfax.....	992	187	150	6	3
22526	Fauquier.....	1187	182	87	2	3
14082	Floyd.....	409	222	712	5	13
8323	Fluvanna.....	409	53	58	5	—
26480	Franklin.....	1238	415	601	5	3
12787	Frederick.....	922	181	112	3	16
5874	Fredericksburg city.....	414	51	100	—	1
11623	Giles.....	725	267	247	4	3
12477	Gloucester.....	510	74	56	—	—
9237	Goochland.....	322	114	82	6	1
19856	Grayson.....	842	832	290	1	—
6397	Greene.....	528	141	11	5	3
11890	Greensville.....	324	31	72	1	3
40044	Halifax.....	1260	426	127	15	8
17200	Hampton city.....	353	13	31	1	1
17200	Hanover.....	609	87	4	—	2
23437	Henrico.....	952	93	105	16	6
18459	Henry.....	707	216	369	8	3
5317	Highland.....	313	221	84	—	14
14929	Isle of Wight.....	708	75	101	—	—
3624	James City.....	128	10	15	1	2
6378	King George.....	256	48	103	—	—
9576	King and Queen.....	246	68	48	—	—
8547	King William.....	305	69	63	1	1
9752	Lancaster.....	479	82	16	—	6
23840	Lee.....	1023	680	677	9	10
2357	Loudoun.....	1386	256	87	4	35
16578	Louisa.....	578	91	141	6	4
12780	Lunenburg.....	508	66	50	4	—
29494	Lynchburg city.....	1487	111	218	19	5
10055	Madison.....	402	210	63	1	1
9715	Manchester City.....	—	—	—	—	—
8922	Mathews.....	523	45	34	—	—
28956	Mecklenburg.....	191	91	1	—	5
8852	Middlesex.....	374	128	22	—	—
17288	Montgomery.....	684	549	531	2	27
26886	Nansemond.....	544	53	65	2	3
16821	Nelson.....	169	80	46	—	1
20265	New Kent.....	983	100	231	53	3
61462	Newport News city.....	3539	195	451	33	10
52744	Norfolk city.....	1089	422	215	11	4
16672	Norfolk county.....	726	83	76	1	—
10777	Northumberland.....	470	102	52	—	—
13462	Nottoway.....	683	72	70	4	7
13486	Orange.....	619	87	57	—	2
14147	Page.....	703	340	138	10	26
17195	Patrick.....	698	434	350	3	4
24127	Petersburg city.....	1122	75	44	2	1
50769	Pittsylvania.....	1535	527	321	15	5
33190	Portsmouth city.....	1523	64	321	16	1
6089	Powhatan.....	280	109	51	11	3
14266	Prince Edward.....	284	72	46	—	1
7348	Prince George.....	204	42	48	1	—
11526	Princess Anne.....	422	40	63	—	—

Population.	Wilson	Taft	Ross,velt	Debs	Chafin	
12026	Prince William.....	814	82	93	5	6
17246	Pulaski.....	781	196	484	13	3
4202	Radford city.....	185	36	95	8	4
8044	Rappahannock.....	356	94	9	13	2
127628	Richmond city.....	5632	405	483	91	10
7415	Richmond county.....	342	110	40	—	—
34874	Roanoke city.....	1913	268	502	39	16
19023	Roanoke county.....	696	108	191	19	15
21171	Rockbridge.....	949	433	212	13	7
34903	Rockingham.....	1761	937	421	25	47
22474	Russell.....	1288	588	623	6	4
23814	Scott.....	1711	557	1075	12	6
20242	Shenandoah.....	1336	706	493	7	12
20226	Smyth.....	1022	609	578	3	3
25202	Southampton.....	861	95	49	—	8
9595	Spottsylvania.....	390	58	158	—	11
8070	Stafford.....	347	141	183	2	—
10604	Staunton city.....	632	65	287	—	—
—	Suffolk city.....	480	71	63	2	17
9715	Surrey.....	300	57	37	6	5
19084	Sussex.....	435	59	53	—	—
24946	Tazewell.....	979	589	851	19	7
8569	Warren.....	571	122	39	2	14
6041	Warwick.....	123	17	30	1	—
32830	Washington.....	1721	500	996	4	4
9313	Westmoreland.....	341	69	43	2	—
2714	Williamsburg city.....	113	11	14	—	1
5864	Winchester city.....	447	141	63	3	22
34162	Wise.....	1279	851	573	34	1
20372	Wythe.....	1110	633	630	5	1
7757	York.....	211	34	26	3	3
Total.....	90832	23288	21777	820	709	
Plurality.....	6704	—	—	—	—	
Per cent.....	65.95	17.00	15.89	.50	.51	
Total vote.....	136976	—	—	—	—	

For president in 1912 Reimer, Soc.-Lab., received 50 votes.

- FOR REPRESENTATIVES IN CONGRESS, 1912.
- The counties of Accomac, Caroline, Essex, Gloucester, King and Queen, Lancaster, Mathews, Middlesex, Northampton, Northumberland, Richmond, Spottsylvania, Westmoreland and city of Fredericksburg.
 - W. A. Jones, Dem.....10,361
 - T. E. Coleman, Soc.....753
 - The counties of Charles City, Elizabeth City, Isle of Wight, James City, Nansemond, Norfolk, Princess Anne, Southampton, Surrey, Warwick, York and the cities of Newport News, Norfolk, Portsmouth and Williamsburg.
 - E. E. Holland, Dem.....10,061
 - N. T. Green, Prog.....1,121
 - The counties of Chesterfield, Goochland, Hanover, Henrico, King William, New Kent and the cities of Richmond and Manchester.
 - Andrew J. Montague, Dem.....10,541
 - Charles A. Haight, Soc.....154
 - The counties of Amelia, Brunswick, Dinwiddie, Greensville, Lunenburg, Mecklenburg, Nottoway, Powhatan, Prince Edward, Prince George, Sussex and the city of Petersburg.
 - Walter A. Watson, Dem.....7,847
 - Fred Herzog, Soc.....269
 - The counties of Carroll, Floyd, Franklin, Grayson, Henry, Patrick, Pittsylvania and the city of Danville.
 - E. W. Saunders, Dem.....9,479
 - A. B. Hammer, Rep.....5,449
 - The counties of Bedford, Campbell, Charlotte, Halifax, Montgomery, Roanoke and the cities of Lynchburg, Radford and Roanoke.
 - Carter Glass, Dem.....8,194
 - James S. Browning, Prog.....1,589
 - The counties of Albemarle, Clark, Frederick, Greene, Madison, Page, Rappahannock, Rockingham, Shenandoah, Warren and the cities of Charlottesville and Winchester.
 - James Hay, Dem.....10,015
 - George N. Earman, Rep.....3,339
 - E. C. Garrison, Soc.....446
 - The counties of Alexandria, Culpeper, Fairfax, Fauquier, King George, Loudoun, Louisa, Orange, Prince William, Stafford and the city of Alexandria.
 - C. C. Carlin, Dem.....9,083
 - F. T. Evans, Soc.....628
 - The counties of Bland, Buchanan, Craig, Dickenson, Giles, Lee, Pulaski, Russell, Scott, Smyth,

Tazewell, Washington, Wise, Wythe and the city of Bristol.
 R. A. Ayers, Dem. 13,857
 C. B. Slemp, Rep. 14,863
 Walter Graham, Prog. 1,004
 10. The counties of Alleghany, Amherst, Appomattox, Augusta, Bath, Botetourt, Buckingham, Cumberland, Fluvanna, Highland, Nelson, Rockbridge and the cities of Buena Vista and Staunton.

H. D. Flood, Dem. 9,615
 E. J. McCulloch, Prog. 2,458
 Nathan Parkins, Soc. 842

LEGISLATURE. Senate House, J.B.
 Democrats 35 92 127
 Republicans 5 7 12

STATE OFFICERS. (All democrats.)
 Governor—William H. Mann.
 Lieutenant-Governor—J. T. Ellyson.
 Attorney-General—Samuel W. Williams.
 Secretary—B. O. James.
 Treasurer—A. W. Hartman, Jr.

3. Counties of Asotiu, Benton, Chelan, Columbia, Franklin, Garfield, Kittitas, Okanogan, Pend d'Oreille, Stevens, Walla Walla, Whitman and Yakima.
 William L. LaFollette, Rep. 19,466
 Roscoe Drumheller, Dem. 15,499
 F. M. Goodwin, Prog. 12,609

LEGISLATURE. Senate House, J.B.
 Republicans 27 49 76
 Democrats 9 18 27
 Progressives 6 29 35
 Socialist 0 1 1

STATE OFFICERS.
 Governor—Ernest Lister, Dem.
 Lieutenant-Governor—Louis F. Hart, Rep.
 Secretary of State—L. M. Howell, Rep.
 State Treasurer—Edward Meath, Rep.
 Auditor—C. W. Clansen, Rep.
 Attorney-General—W. V. Tanner, Rep.

WEST VIRGINIA (Population in 1910, 1,222,119).
 COUNTRIES. ——— PRESIDENT 1912 ———

WASHINGTON (Population in 1910, 1,141,990).
 COUNTRIES. ——— PRESIDENT 1912 ———

Population in 1910.	Rep.	Dem.	Prog.	Soc.
16920 Adams	350	551	748	154
5831 Asotin	574	549	512	133
7937 Benton	736	1234	1370	356
35500 Chelan	3712	2479	2901	1632
15104 Cowlitz	1083	1330	1886	621
6755 Clallam	720	493	680	606
26115 Clarke	1867	2561	2077	966
7042 Columbia	686	805	812	172
12561 Cowlitz	1348	949	900	495
9227 Douglas	641	1352	795	318
4800 Ferry	286	609	502	269
5153 Franklin	282	607	525	303
4199 Garfield	358	426	658	86
8939 Grant	458	739	914	414
4704 Island	332	305	504	347
8337 Jefferson	636	638	740	282
284638 King	15561	20082	26302	6843
17647 Kitsap	1224	969	2921	1129
18561 Kittitas	1157	1407	1902	515
10180 Klickitat	1637	1028	795	351
32127 Lewis	3185	2482	2049	1638
17539 Lincoln	691	1829	1885	289
5156 Mason	440	531	404	337
12857 Okanogan	801	1461	1088	824
12532 Pacific	1370	971	1250	382
3043 Pend d'Oreille (new)	274	701	637	288
20241 Pierce	6330	6604	12506	4075
3043 San Juan	341	310	346	—
28241 Skagit	2420	2528	1950	1665
2887 Skamania	247	250	221	—
59209 Snohomish	3041	3905	7684	3995
18404 Spokane	4213	10841	16687	2556
25297 Stevens	808	1979	1970	988
17581 Thurston	1930	1455	1470	1163
3285 Wahkiakum	286	185	288	75
31931 Walla Walla	1928	2506	2727	346
49511 Whatcom	4187	2776	4562	2816
32280 Whitman	1386	3901	2230	629
41709 Yakima	3271	3242	4282	1147
Total	70445	86840	113046	40134
Plurality			26858	
Per cent.	22.66	27.49	35.11	12.40
Total vote			322739	

For president in 1912 Chafin, Pro., received 9,810 votes.

FOR REPRESENTATIVES IN CONGRESS, 1912.
 J. A. Falconer, Prog. 92,276
 J. W. Bryan, Prog. 88,940
 J. E. Frost, Rep. 84,510
 Henry B. Dewey, Rep. 85,386
 E. O'Connor, Dem. 72,689
 Henry M. White, Dem. 70,033

1. Counties of King, Island, Kitsap, Snohomish and Whatcom.
 William E. Humphrey, Rep. 35,138
 Charles G. Helfner, Dem. 28,290
 Daniel Landon, Prog. 24,101

2. Counties of Chelan, Clarke, Cowlitz, Jefferson, Klickitat, Lewis, Mason, Pacific, Pierce, Thurston and Wahklakum.
 Albert Johnson, Rep. 22,815
 J. A. Munday, Dem. 15,628
 Stanton Warburton, Prog. 21,970

Population in 1910.	Dem.	Prog. Rep.	Soc.	Pro.
15858 Barbour	1564	1423	609	100
21999 Berkeley	2703	1203	1349	135
10331 Boone	1119	624	416	314
23023 Braxton	2611	1814	580	39
11098 Brooke	830	446	972	244
46685 Cabell	4738	3198	1798	480
11258 Calhoun	1349	474	573	12
10238 Clay	832	766	352	55
12672 Doddridge	803	1189	622	44
15103 Fayette	3757	3126	2637	1428
11379 Gilmer	1493	516	699	22
7888 Grant	356	1024	339	13
24833 Greenbrier	2707	1794	622	186
11694 Hampshire	1777	266	406	4
10465 Hancock	634	557	662	125
9163 Hardy	1209	314	344	7
48381 Harrison	4378	3436	1754	1077
20956 Jackson	1937	1355	1199	49
15839 Jefferson	2355	152	963	55
81457 Kanawha	6358	6346	1790	3071
18286 Lincoln	1929	1153	1019	146
20491 Lincoln	1876	1619	651	26
14476 Logan	1812	601	519	245
42794 Marion	4535	2143	1625	826
32388 Marshall	2406	1832	1610	521
23019 Mason	1812	1686	1024	217
38371 Mercer	3497	2568	1507	158
16674 Mineral	1367	1464	448	164
19431 Mingo	1832	884	1529	72
24334 Monongalia	1678	1761	1216	580
13055 Monroe	1570	740	798	17
7848 Morgan	550	518	612	72
47346 McDowell	2437	2425	4341	64
17699 Nicholas	2018	1451	584	28
55272 Ohio	5771	2646	3856	1579
9349 Pendleton	1062	435	475	17
8074 Pleasants	797	304	496	22
14740 Pocahontas	1428	1084	589	94
26341 Preston	1485	2427	1461	212
18587 Putnam	1536	1401	591	326
25633 Raleigh	2343	2851	897	434
20928 Randolph	2563	1415	756	371
17875 Ritchie	1270	1262	938	91
21543 Roane	2045	1670	708	52
18420 Summers	2111	1248	791	88
16554 Taylor	1445	1373	731	175
18675 Tucker	1221	1265	548	253
16211 Tyler	1193	1125	704	169
16629 Upshur	893	1695	534	61
24081 Wayne	2634	796	1465	85
9680 Webster	1330	524	307	23
23855 Wetzel	2710	729	1090	163
9047 Wirt	953	761	214	28
38001 Wood	3784	1814	2509	428
10392 Wyoming	881	620	569	8
Total	113046	78977	59667	15395
Plurality			34069	
Per cent.	42.09	29.41	21.10	5.71
Total vote			268580	

For president in 1908 Taft, Rep., received 137,869 votes; Bryan, Dem., 111,413; Chafin, Pro., 5,133; Debs, Soc., 3,679.

FOR REPRESENTATIVES IN CONGRESS, 1912.
 At Large—Howard Sutherland, Rep. 132,723
 Ben H. Hiner, Dem. 114,578
 Peters, Soc. 15,291

- 1. Counties of Hancock, Brooke, Ohio, Marshall, Weizel, Marlon, Harrison and Lewis.....24,777
- John W. Davis, Dem.....4,230
- George A. Laughlin, Rep.....24,533
- Holt, Soc.....4,230
- 2. Counties of Barbour, Berkeley, Grant, Hampshire, Hardy, Jefferson, Mineral, Monongalia, Morgan, Pendleton, Preston, Randolph, Taylor, Tucker.....24,469
- William G. Brown, Dem.....23,465
- William G. Conley, Rep.....24,533
- Smith, Soc.....1,974
- 3. Counties of Clay, Fayette, Greenbrier, Kanawha, Monroe, Nicholas, Pocahontas, Summers, Upshur, Webster.....24,573
- Adam C. Littlepage, Dem.....26,041
- Samuel V. Avis, Rep.....5,163
- Rogers, Soc.....
- 4. Counties of Braxton, Calhoun, Doddridge, Gilmer, Jackson, Pleasants, Ritchie, Roane, Tyler, Wirt, Wood.....

- John M. Hamilton, Dem.....19,346
- H. H. Moss, Jr., Rep.....20,446
- 5. Counties of Boone, Cabell, Lincoln, Logan, Mason, Mercer, Mingo, McDowell, Putnam, Raleigh, Wayne, Wyoming.....33,128
- James A. Hughes, Rep.....27,697
- James F. Beavers, Dem.....2,468
- Gillespie, Soc.....

LEGISLATURE.		Senate. House. J. B.	
Republicans.....	15	53	68
Democrats.....	15	33	48

STATE OFFICERS. (All republicans.)

- Governor—Henry D. Hatfield.
- Secretary—Stuart F. Reed.
- Auditor—John S. Darst.
- Treasurer—E. Leslie Long.
- Attorney-General—Abraham A. Lilly.
- Superintendent Schools—M. P. Shawkey.

WISCONSIN (Population in 1910, 2,333,860).

COUNTIES. (I)	PRESIDENT 1912					GOVERNOR 1912					PRESIDENT 1908					
	Dem. Wilson	Pro. Chaffin	Rep. Taff	Soc. DeLoe	S.L. Reimer	Prog. Roosevelt	Dem. Karel	Pro. Hill	Rep. Gov'n Thompson	S.L. Curtis	Rep. DeLoe	Pro. Bryan	Dem. Chaffin	Soc. DeLoe	S.L. Gillhaus	
8904 Adams.....	462	52	689	66	22	204..	326	34	991	53	3..	1167	436	56	213	1
21965 Ashland.....	1451	109	957	315	4	677..	1255	107	1797	245	11..	2259	1582	110	32	3
2914 Barron.....	1065	253	1414	265	5	918..	920	257	2290	226	24..	3247	1236	243	128	2
15387 Bayfield.....	4949	63	4713	365	7	371..	539	79	1227	23	23..	3867	546	72	174	8
54088 Brown.....	3557	141	2764	569	10	1336..	3444	146	3936	510	23..	4947	3557	129	516	6
16006 Buffalo.....	848	40	1239	45	3	373..	804	47	1525	28	17..	1837	1027	56	20	—
9026 Burnett.....	305	50	403	172	7	570..	214	54	983	158	33..	1181	296	93	65	1
16701 Calumet.....	1368	17	931	85	7	454..	1383	25	1317	65	8..	1576	1711	30	85	—
32103 Chippewa.....	2028	113	1736	102	6	1132..	2232	99	2471	83	12..	3526	2203	148	90	2
30074 Clark.....	1528	109	2035	145	—	648..	1433	114	2650	115	28..	3491	1576	152	92	2
31129 Columbia.....	2473	148	2463	121	—	555..	2836	132	3045	98	11..	4072	2363	198	140	—
16298 Crawford.....	1515	64	1407	69	1	323..	1914	64	1571	49	4..	2041	1586	72	63	—
77435 Dane.....	9017	391	5244	298	7	1292..	7102	398	8338	262	41..	9441	7818	489	256	5
47436 Dodge.....	5246	119	2559	118	—	705..	5656	129	2637	98	4..	4015	5883	162	63	—
1871 Door.....	179	135	1167	77	3	690..	1156	125	1358	67	8..	2463	778	53	37	1
47422 Douglas.....	1181	17	730	752	69	2285..	1384	148	2150	93	22..	3599	1715	257	653	146
25203 Dunn.....	833	94	1403	235	7	1174..	621	91	2571	205	22..	3297	914	102	119	—
32721 Eau Claire.....	1728	116	2012	239	5	895..	1497	108	2947	228	17..	3980	1859	173	158	—
3381 Florence.....	131	9	262	15	1	182..	146	11	386	12	1..	541	102	19	5	—
51610 Fond du Lac.....	4838	174	3014	349	4	1236..	4824	314	3955	289	9..	5872	5194	244	230	5
6732 Forest.....	567	22	518	30	—	212..	613	29	569	45	5..	1023	324	31	46	3
39007 Grant.....	3615	221	3283	99	1	667..	3496	214	3668	93	11..	4289	3696	288	83	—
21641 Green.....	1716	201	1601	83	7	516..	1707	172	2044	85	20..	2617	1856	209	122	—
15491 Green Lake.....	1407	74	1269	39	—	195..	1526	76	1239	39	1..	2094	1608	63	32	—
22497 Iowa.....	2103	224	1896	32	1	438..	2009	160	2943	32	1..	2286	2077	238	12	2
8906 Iron.....	347	34	473	72	3	254..	450	31	628	65	25..	1134	314	43	42	2
17075 Jackson.....	606	86	1398	78	4	477..	550	81	1830	68	7..	2603	651	65	40	2
34306 Jefferson.....	420	122	1926	100	3	490..	456	156	2075	163	8..	3207	4482	161	70	2
1363 Juneau.....	1234	59	1322	135	—	495..	1179	62	1755	153	12..	2454	1691	197	77	2
32329 Kenosha.....	2216	104	1671	492	9	1619..	2722	175	2750	462	38..	3100	2006	259	601	—
16784 Kewaunee.....	1696	19	1115	22	7	263..	1635	26	1415	19	—	1590	1731	37	63	—
43866 LaCrosse.....	4263	148	2272	337	14	989..	3628	153	3688	346	17..	4382	4054	189	112	2
20075 LaFayette.....	1852	77	1847	23	3	756..	1971	62	2414	19	4..	2882	2100	105	24	—
17062 Langlade.....	1387	36	710	91	2	810..	1446	45	1341	54	4..	1921	1340	64	33	—
19064 Lincoln.....	1760	45	1712	212	2	627..	1421	29	1661	188	12..	2908	1813	63	99	—
44978 Manitowoc.....	3436	44	2389	800	2	919..	3818	62	2951	808	8..	4126	3052	61	947	5
55054 Marathon.....	4043	164	3033	597	24	1274..	4374	176	3865	505	32..	5258	4703	133	276	3
33812 Marinette.....	1558	95	1618	276	10	1125..	1764	90	2612	110	12..	3454	1597	295	154	—
10311 Marquette.....	923	42	881	22	2	365..	925	44	1161	15	4..	1555	798	44	17	—
47457 Milwaukee.....	27628	596	17877	19249	79	5859..	31746	991	17151	2150	1785..	28255	29200	1278	17496	57
2881 Monroe.....	2634	150	184	120	—	628..	1869	189	1941	117	22..	3307	2102	195	91	—
25657 Oconto.....	523	54	1085	139	—	538..	1710	46	2273	120	12..	3020	1453	75	114	1
11433 Oneida.....	717	20	773	175	1	431..	700	22	1107	169	10..	1536	688	28	354	1
49102 Outagamie.....	4139	155	2384	192	10	1401..	3831	157	4076	179	59..	5079	4286	209	118	12
17123 Ozaukee.....	1878	24	749	76	—	241..	2074	22	714	55	6..	1216	1856	27	60	1
7577 Pepin.....	410	24	528	27	2	329..	453	27	748	21	4..	1010	447	36	5	—
22079 Pierce.....	985	103	986	102	5	1204..	694	100	2265	81	58..	2988	978	150	56	—
21367 Polk.....	890	99	848	270	10	1075..	465	106	2065	266	41..	2788	816	146	121	—
30945 Portage.....	2300	85	1932	101	2	890..	2652	89	2396	99	10..	3269	2362	112	50	1
18736 Price.....	662	75	708	290	3	662..	682	67	1225	273	35..	1738	609	79	236	1
57424 Racine.....	3909	286	2696	612	6	1440..	5018	328	3725	550	120..	5490	3688	429	794	—
18909 Richland.....	1493	345	1623	127	3	367..	1444	331	1930	107	15..	2464	1689	280	51	1
55539 Rock.....	3032	317	261	361	11	2002..	4263	319	4717	227	74..	7839	3257	391	265	12
11180 Rusk.....	522	64	375	204	3	314..	427	50	475	181	13..	1431	532	138	46	3
25910 St. Croix.....	1806	99	1728	188	4	821..	1720	121	2442	152	7..	3228	1773	98	83	—
32869 Sauk.....	2464	302	2171	67	3	720..	2348	290	2774	58	11..	3854	2571	294	35	—
6297 Sawyer.....	432	22	235	15	1	144..	354	15	485	10	1..	815	299	18	19	—
3188 Shawano.....	1680	112	1555	99	13	1103..	1386	114	2753	107	14..	3349	1750	102	40	—
54888 Sheboygan.....	3968	109	2692	1084	11	1628..	4227	138	4197	1047	16..	5948	4405	245	752	—
13641 Taylor.....	821	35	771	21	8	379..	757	21	1195	246	6..	1627	924	42	82	1
2228 Trempealeau.....	1235	102	1763	50	3	795..	1206	93	2474	39	5..	3733	1085	117	22	—
28116 Vernon.....	1253	164	2934	74	2	463..	1510	174	2880	70	14..	4114	1561	188	39	—
6019 Vilas.....	327	9	304	71	4	212..	883	12	416	61	9..	794	273	18	33	—
23614 Walworth.....	2125	305	2096	78	—	1237..	2287	325	2835	68	21..	411	1940	487	73	—
5196 Washington.....	328	43	409	148	—	—	188	476	400	139	5..	111	306	83	48	—
23784 Washburn.....	2425	26	1730	150	—	302..	2785	20	1803	193	—	2588	2625	41	77	1

Population	Wilson	Chafin	Taft	Debs	Reimer	Roosev't	Karel	Hill	M'Gov'n	Thomps'n	Curtis	Taft	Bryan	Chafin	Debs	Ollihaus
37100 Waukesha.....	3594	261	2714	196	1	597..	3521	295	3235	183	13..	4758	3206	346	197	3
32782 Waupaca.....	1563	178	2204	131	10	1767..	1339	199	3741	141	72..	4785	1483	239	143	2
18886 Waushara.....	772	75	1343	92	6	741..	586	93	2142	75	31..	2821	507	114	82	14
62116 Winnebago.....	4631	146	1922	473	21	4698..	4398	202	5490	498	166..	6797	5511	412	288	3
30583 Wood.....	2523	139	1742	367	33	523..	2340	122	2422	340	16..	3013	2498	132	274	—

Total.....	164228	8586	130695	33481	522	62466..	167316	9433	173360	34468	32533..	247747	166633	11572	28170	314
Plurality.....	33533								12044			81115				
Per cent.....	41.06	2.15	32.67	8.37	.13	15.62..	42.48	2.40	45.54	8.75	.83..	54.32	36.66	2.55	6.20	.07
Total vote.....			399872						393330				454421			

FOR REPRESENTATIVES IN CONGRESS, 1912.

- Counties of Kenosha, Racine, Rock, Walworth and Waukesha.
Henry A. Cooper, Rep.....18,914
Calvin Stewart, Dem.....13,816
Marcus S. Kellogg, Pro.....1,333
Joseph Orth, Soc. Dem.....1,523
- Counties of Columbia, Dodge, Jefferson, Ozaukee, Sheboygan and Washington.
Michael E. Burke, Dem.....20,665
Will E. Mack, Pro.....538
Henry J. Grell, Rep.....14,693
Edward D. Deuss, Soc. Dem.....1,512
- Counties of Crawford, Dane, Grant, Green, Iowa, Lafayette and Richland.
John M. Nelson, Rep.....22,388
Albert H. Long, Dem.....18,219
Charles H. Berryman, Pro.....1,219
William E. Middleton, Soc. Dem.....496
- The 3d, 4th, 5th, 8th, 11th, 12th, 14th, 16th, 17th, 23d and 24th wards of the city of Milwaukee; towns of Wauwatosa, Greenfield, Franklin, Oak Creek and Lake; village of West Milwaukee and cities of West Allis, South Milwaukee and Cudahy, all in Milwaukee county.
William J. Cary, Dem.-Rep.....14,906
William R. Nethercut, Pro.....541
John M. Beffel, Rep.....6,946
W. R. Gaylord, Soc. Dem.....10,846
- The 1st, 2d, 6th, 7th, 9th, 10th, 13th, 15th, 18th, 19th, 20th, 21st, 22d and 25th wards of the city of Milwaukee; towns of Granville and Milwaukee and villages of North Milwaukee, East Milwaukee and Whitefish Bay, all in Milwaukee county.
William H. Stafford, Dem.-Rep.....15,933
Augustin C. Forster, Pro.....406
James F. Trotman, Rep.....8,251
Victor L. Berger, Soc. Dem.....14,025
- Counties of Calumet, Fond du Lac, Green Lake, Manitowoc, Marquette and Winnebago.
Michael K. Reilly, Dem.....16,742
Frank L. Smith, Pro.....505
James H. Davidson, Rep.....15,505
Martin Georgeson, Soc. Dem.....1,659
- Counties of Adams, Clark, Jackson, Juneau, La-Crosse, Sauk and Vernon.
William N. Coffland, Dem.....10,795
B. S. Hawley, Pro.....901
John Jacob, Esch, Rep.....20,060
C. A. Noetzelman, Soc. Dem.....826
- Counties of Marathon, Portage, Shawano, Waupaca, Waushara and Wood.
Arthur J. Plovman, Dem.....12,265
Adolph R. Buckman, Pro.....687
Edward F. Browne, Rep.....17,094
Curtis A. Boorman, Soc. Dem.....1,256
- Counties of Brown, Door, Florence, Forest, Kewaunee, Langlad, Marinette, Oconto and Outagamie.
Thomas F. Konop, Dem.....16,843
Jason L. Sizer, Pro.....631
Elmer A. Morse, Rep.....16,129
John Oliver, Soc. Dem.....1,138
- Counties of Barron, Buffalo, Chippewa, Dunn, Eau Claire, Pepin, Pierce, St. Croix and Trempealeau.
James A. Frear, Rep.....19,915
Charles Donohue, Dem.....8,794

- Beverly White, Pro.....868
Albert Slaughter, Soc. Dem.....1,031
- Counties of Ashland, Bayfield, Burnett, Douglas, Iron, Lincoln, Oneida, Polk, Price, Rush, Sawyer, Taylor, Vilas and Washington.
Henry A. Johnson, Dem.....7,998
David W. Emerson, Pro.....726
Irvine L. Lenrott, Rep.....17,885
Ellis B. Harris, Soc. Dem.....3,017

LEGISLATURE.

	Senate.	House.	J.B.
Republicans.....	26	60	86
Democrats.....	6	34	40
Social Democrats.....	1	6	7

STATE OFFICERS. (All republicans.)

- Governor—Francis E. McGovern.
Lieutenant-Governor—Thomas Morris.
Secretary of State—John S. Donald.
Treasurer—Henry Johnson.
Attorney-General—Walter C. Owen.
Insurance Commissioner—Herman L. Ekern.
Superintendent of Schools—Charles P. Cary.

WYOMING (Population in 1910, 145,965).

	—PRESIDENT 1912				
	Rep.	Dem.	Prog.	Soc.	Pro.
Population in 1900 (21)	Wilson	Roosevelt	Debs	Chafin	
11574 Albany.....	882	1044	531	177	59
8886 Big Horn.....	794	691	594	136	26
Campbell.....	186	361	163	19	11
11282 Carbon.....	1106	957	489	258	15
6294 Converse.....	540	493	349	40	14
6492 Crook.....	505	726	461	166	14
11822 Fremont.....	811	993	511	131	9
Goshen.....	232	318	235	23	30
Hot Springs.....	273	343	298	80	12
3453 Johnson.....	522	524	327	21	2
26127 Lincoln.....	1371	1923	335	131	44
Lincoln.....	1430	1028	580	334	6
4766 Natrona.....	640	447	262	52	5
Niobrara.....	500	282	142	30	59
4909 Park.....	534	672	470	88	28
Platte.....	500	785	353	87	40
16324 Sheridan.....	862	1649	1305	398	34
11575 Sweetwater.....	888	916	390	279	10
16982 Uinta.....	717	535	463	207	1
Washakie.....	238	221	168	23	5
4960 Weston.....	449	459	306	80	11
Total.....	14500	15310	9232	2760	434
Plurality.....		750			
Per cent.....	34.42	36.20	21.83	6.52	1.03
Total vote.....			42296		

For president in 1908 Taft, Rep., received 20,846 votes; Bryan, Dem., 14,978, and Debs, Soc., 1,715.

FOR REPRESENTATIVE IN CONGRESS, 1912.

- Frank W. Mondell, Rep.....19,130
Thomas P. Fahey, Dem.....14,720
C. E. Winter, Prog.....4,823
Antony Carlson, Soc.....2,239
L. Laughlin, Pro.....296

LEGISLATURE.

	Senate.	House.	J.B.
Republicans.....	16	30	46
Democrats.....	11	27	38

STATE OFFICERS.

- Governor—J. M. Carey, Prog. Rep.
Secretary—F. L. Houx, Dem.
Auditor—R. B. Forsythe, Rep.
Treasurer—J. L. Baird, Rep.
Supt. Public Instruction—Mrs. Rose A. Maley, Dem.
Attorney-General—D. A. Preston, Dem.

NATIONAL POLITICAL COMMITTEES (1912-1916).

REPUBLICAN.

Headquarters—Chicago and New York.
 Chairman—Charles D. Hilles, New York.
 Secretary—James B. Reynolds, Washington, D. C.
 Assistant Secretary—John Eversman.
 Treasurer—George R. Sheldon, New York.
 Assistant Treasurer—Walter H. Wilson, Illinois.
 Sergeant-at-Arms—William F. Stone, Maryland.
 Director Western Headquarters—D. W. Mulvane, Illinois.

Executive Committee—John T. Adams, Iowa; Fred W. Estabrook, New Hampshire; James P. Goodrich, Indiana; Thomas A. Marlow, Montana; Alvah H. Martin, Virginia; Thomas K. Niedringhaus, Missouri; Samuel A. Perkins, Washington; Newell Sanders, Tennessee; Charles B. Warren, Michigan; Roy O. West, Illinois; Ralph E. Williams, Oregon.

Alabama—Prelate D. Barker..... Mobile
 Alaska—William S. Bayless..... Juneau
 Arizona—Ralph H. Cameron..... Grand Canyon
 Arkansas—Powell Clayton..... Washington, D. C.
 California—P. A. Stanton..... Los Angeles
 Colorado—Simon Guggenheim..... Denver
 Connecticut—William F. Henney..... Hartford
 Delaware—Coleman DuPont..... Wilmington
 District of Columbia—Chapin Brown..... Washington
 Florida—Henry S. Chubb..... Gainesville
 Georgia—Henry S. Jackson..... Atlanta
 Hawaii—Charles A. Rice..... Honolulu
 Idaho—John W. Hart..... Menan
 Illinois—Roy O. West..... Chicago
 Indiana—James P. Goodrich..... Indianapolis
 Iowa—John T. Adams..... Des Moines
 Kansas—F. S. Stanley..... Wichita
 Kentucky—John W. McCulloch..... Owensboro
 Louisiana—Victor Loisel..... New Orleans
 Maine—Frederick Hale..... Portland
 Maryland—William P. Jackson..... Salisbury
 Massachusetts—W. Murray Crane..... Dalton
 Michigan—Charles B. Warren..... Detroit
 Minnesota—E. B. Hawkins..... Duluth
 Mississippi—L. B. Moseley..... Jackson
 Missouri—Thomas K. Niedringhaus..... St. Louis
 Montana—Thomas A. Marlow..... Helena
 Nebraska—R. B. Howell..... Omaha
 Nevada—H. B. Maxson..... Reno
 New Hampshire—Fred W. Estabrook..... Nashua
 New Jersey—Franklin Murphy..... Newark
 New Mexico—Charles A. Spless..... Las Vegas
 New York—William Barnes, Jr..... Albany
 North Carolina—E. C. Duncan..... Raleigh
 North Dakota—Thomas E. Marshall..... Oakes
 Ohio—Sherman Granger..... Zanesville
 Oklahoma—J. A. Harris..... Wagoner
 Oregon—Ralph E. Williams..... Dallas
 Pennsylvania—Henry G. Wasson..... Pittsburgh
 Philippines—H. B. McCoy..... Manila
 Porto Rico—S. Behn..... San Juan
 Rhode Island—William P. Sheffield..... Newport
 South Carolina—Joseph W. Tolbert..... Greenwood
 South Dakota—Thomas Thorson..... Canton
 Tennessee—Newell Sanders..... Chattanooga
 Texas—H. F. MacGregor..... Houston
 Utah—Reed Smoot..... Provo
 Vermont—John L. Lewis..... North Troy
 Virginia—Alvah H. Martin..... Norfolk
 Washington—Samuel A. Perkins..... Tacoma
 West Virginia—(Vacancy).....
 Wisconsin—Alfred T. Rogers..... Madison
 Wyoming—George E. Pexton..... Evanston

CHAIRMEN STATE COMMITTEES (1913).

Alabama—Pope M. Long..... Birmingham
 Arizona—J. L. Hubbell..... Phoenix
 Arkansas—H. L. Remmel..... Little Rock
 California—(Vacancy).....
 Colorado—Jesse F. McDonald..... Denver
 Connecticut—Henry Roraback..... Hartford
 Delaware—Edmund Mitchell..... Wilmington
 Florida—Henry S. Chubb..... Gainesville
 Georgia—W. H. Johnson..... Atlanta
 Idaho—George A. Day..... Boise
 Illinois—Roy O. West..... Chicago
 Indiana—Fred A. Sims..... Indianapolis
 Iowa—Charles A. Rawson..... Des Moines
 Kansas—(Vacancy).....

Kentucky—W. D. Cochran..... Louisville
 Louisiana—C. S. Herbert..... New Orleans
 Maine—Warren C. Philbrook..... Waterville
 Maryland—John B. Hanna..... Baltimore
 Massachusetts—Charles E. Hatfield..... Boston
 Michigan—Alex J. Groesbeck..... Detroit
 Minnesota—Edward E. Smith..... Minneapolis
 Mississippi—Fred W. Collins..... Summit
 Missouri—Pollite Elvins..... St. Louis
 Montana—J. E. Edwards..... Forsyth
 Nebraska—Frank M. Currie..... Broken Bow
 Nevada—Dr. E. H. Reid..... Reno
 New Hampshire—Jesse M. Barton..... Concord
 New Jersey—Edmund W. Blakelee..... Newark
 New Mexico—Herbert W. Clark..... Santa Fe
 New York—William Barnes, Jr..... Albany
 North Carolina—John M. Morehead..... Spray
 North Dakota—George H. Gray..... Kenmore
 Ohio—H. M. Daugherty..... Columbus
 Oklahoma—Arthur H. Gessler..... Oklahoma City
 Oregon—Charles B. Moores..... Portland
 Pennsylvania—H. G. Wasson..... Pittsburgh
 Rhode Island—Charles A. Wilson..... Providence
 South Carolina—Joseph W. Tolbert..... Greenwood
 South Dakota—Willis G. Cook..... Sioux Falls
 Tennessee—James S. Beasley..... Nashville
 Texas—C. K. McDowell..... Del Rio
 Utah—Henry Garduer..... Salt Lake City
 Vermont—Frank C. Williams..... Newport
 Virginia—C. Bascom Slempp..... Big Stone Gap
 Washington—W. A. Rupp..... Aberdeen
 West Virginia—James S. Lakin..... Clarksburg
 Wisconsin—Henry Krumrey..... Plymouth
 Wyoming—Patrick Sullivan..... Cheyenne

DEMOCRATIC.

Headquarters—New York and Chicago.
 Chairman—William F. McCombs, New York.
 Vice-Chairman—Homer S. Cummings, Connecticut.
 Secretary—Joseph E. Davies, Madison, Wis.
 Treasurer—Rolla Wells, Missouri.
 Sergeant-at-Arms—John J. Martin, Illinois.
 Executive Committee—William F. McCombs, W. G. McAdoo, Joseph E. Davies, T. P. Gore, James A. O'Gorman, James A. Reed, A. Mitchell Palmer, A. S. Burleson, Daniel J. McGhillcuddy, Joseph Daniels, R. S. Hudspeth, Willard Saulsbury, Robert Ewing, Will R. King.
 Alabama—William Dorsey Jelks..... Birmingham
 Arizona—Reese M. Llug..... Phoenix
 Arkansas—W. M. Kavanagh..... Little Rock
 California—John B. Sanford..... Ukiah
 Colorado—(Vacancy).....
 Connecticut—Homer S. Cummings..... Stamford
 Delaware—Willard Saulsbury..... Wilmington
 Florida—J. T. G. Crawford..... Jacksonville
 Georgia—Clark Howell..... Atlanta
 Idaho—P. H. Elder..... Coeur d'Alene
 Illinois—Charles Boeschenstein..... Edwardsville
 Indiana—Thomas Taggart..... French Lick
 Iowa—Martin J. Wade..... Iowa City
 Kansas—William F. Sapp..... Galena
 Kentucky—John C. Mayo..... Paintsville
 Louisiana—Robert Ewing..... New Orleans
 Maine—E. L. Jones..... Waterville
 Maryland—J. Fred C. Talbot..... Lutherville
 Massachusetts—J. W. Coughlin..... Fall River
 Michigan—Edwin O. Wood..... Flint
 Minnesota—Frederick B. Lynch..... St. Paul
 Mississippi—Robert Powell..... Jackson
 Missouri—Edward F. Goltra..... St. Louis
 Montana—J. Bruce Kremer..... Butte
 Nebraska—P. L. Hall..... Lincoln
 Nevada—W. J. Bell..... Winnemucca
 New Hampshire—E. E. Reed..... Manchester
 New Jersey—Robert S. Hudspeth..... Jersey City
 New Mexico—A. A. Jones..... Las Vegas
 New York—Norman E. Mack..... Buffalo
 North Carolina—Josephus Daniels..... Raleigh
 North Dakota—John Bruegger..... Williston-Bottineau
 Ohio—E. H. Moore..... Columbus
 Oklahoma—Robert Galbraith..... Tulsa
 Oregon—Will R. King..... Portland
 Pennsylvania—A. Mitchell Palmer..... Stroudsburg
 Rhode Island—George W. Greene..... Woonsocket
 South Carolina—B. R. Tillman..... Trenton
 South Dakota—Thomas Taubman..... Plankinton

Tennessee—(Vacancy)	Cleburne	
Texas—Cato Scile	Utah—William R. Wallace	Salt Lake City
Vermont—Thomas H. Browne	Richmond	
Virginia—J. Taylor Elyson	Seattle	
Washington—John Pattison	Grafton	
West Virginia—John T. McGraw	Madison	
Wisconsin—Joseph E. Davies	Rawlins	
Wyoming—John E. Osborne	Juneau	
Alaska—Z. R. Cheney	Washington	
Dist. of Columbia—John F. Costello	Honolulu	
Hawaii—John H. Wilson	New York city	
Porto Rico—Henry W. Dooley	Manila	
Philippine Islands—R. E. Manly		

CHAIRMAN STATE COMMITTEES (1913).

Alabama—R. Tyler Goodwin	Montgomery
Arkansas—A. J. Walls	Lonoke
Arizona—A. J. Michelson	Phoenix
California—J. O. Davis	San Francisco
Colorado—George T. Bradley	Denver
Connecticut—Charles W. Comstock	Norwich
Delaware—Thomas F. Bayard	Wilmington
Florida—F. J. Fearnside	Palatka
Georgia—William J. Harris	Atlanta
Idaho—Ben R. Gray	Boise
Illinois—Arthur W. Charles	Chicago
Indiana—Bernard Korbly	Indianapolis
Iowa—N. F. Reed	Ottumwa
Kansas—H. S. Martin	Topeka
Kentucky—J. N. Camden	Louisville
Louisiana—Horace Wilkinson	Port Allen
Maine—John S. P. Wilson	Auburn
Maryland—Murray Vandever	Havre de Grace
Massachusetts—Thomas P. Riley	Boston
Michigan—Ed C. Shields	Detroit
Minnesota—Martin O'Brien	St. Paul
Mississippi—J. M. McBeath	Meridian
Missouri—D. C. McClurg	St. Louis
Montana—T. M. Swindlehurst	Helena
Nebraska—W. H. Thompson	Grand Island
Nevada—C. H. McIntosh	Reno
New Hampshire—John B. Jameson	Concord
New Jersey—Ed R. Grosscup	Trenton
New York—George M. Palmer	Cobleskill
New Mexico—A. H. Hundspeth	Santa Fe
North Carolina—Charles A. Webb	Raleigh
North Dakota—D. H. McArthur	Fargo
Ohio—W. L. Finley	Columbus
Oklahoma—Tom C. Harrill	Wagoner
Oregon—B. E. Haney	Portland
Pennsylvania—Roland S. Morris	Philadelphia
Rhode Island—F. E. Fitzsimmons	Pawtucket
South Carolina—John G. Evans	Spartanburg
South Dakota—James Coffey	Yankton
Tennessee—J. D. G. Morton	Nashville
Texas—Walter Collins	Hillsboro
Utah—Sam R. Thurman	Salt Lake City
Vermont—E. S. Harris	Bennington
Virginia—John Elyson	Richmond
Washington—Hugh C. Todd	Seattle
West Virginia—Stuart W. Walker	Martinsburg
Wisconsin—Paul Hemmy	Milwaukee
Wyoming—John E. Osborne	Rawlins

PROGRESSIVE.

Headquarters—New York and Washington, D. C.	
Chairman—Joseph M. Dixon, Montana.	
Vice-Chairman—J. Medill McCormick, Illinois.	
Secretary—Oscar Kitz Davis, Washington, D. C.	
Treasurer—Elon Huntington Hooker, New York.	
Chairman Executive Committee—George W. Perkins, New York.	
Alabama—J. O. Thompson	Birmingham
Arizona—J. F. Cleveland	Phoenix
Arkansas—H. M. Triebel	Little Rock
California—Chester R. Rowell	Fresno
Colorado—E. P. Costigan	Denver
Connecticut—Joseph W. Alsop	Hartford
Delaware—Lewis A. Drexler	Bethany Beach
District of Columbia—Frank J. Hogan	Washington
Florida—H. L. Anderson	Jacksonville
Georgia—C. W. McClure	Atlanta
Idaho—P. Monroe Smock	Boise
Illinois—J. Medill McCormick	Chicago
Indiana—Rudolph G. Leeds	Richmond
Iowa—John L. Stevens	Boone
Kansas—William Allen White	Emporia

Kentucky—Leslie Combs	Louisville
Louisiana—Pearl Wight	New Orleans
Maine—Halbert P. Gardiner	Portland
Maryland—Joseph R. Baldwin	Aberdeen
Massachusetts—Mathew Hale	Boston
Michigan—Henry M. Wallace	Detroit
Minnesota—Milton D. Purdy	Minneapolis
Mississippi—B. F. Fridge	Ellisville
Missouri—I. R. Kirkwood	Kansas City
Montana—Joseph M. Dixon	Missoula
Nebraska—Nathan Merriam	Omaha
Nevada—P. L. Flaunigan	Reno
New Hampshire—William Sevacoal	Manchester
New Jersey—Borden D. Whiting	Newark
New Mexico—Miguel A. Otero	Santa Fe
New York—Geo. W. Perkins	New York city
North Carolina—Jas. F. Williamson, Jr.	Burlington
North Dakota—A. Y. More	Fargo
Ohio—John J. Sullivan	Cleveland
Oklahoma—George C. Priestly	Bartlesville
Oregon—Henry Waldo Coe	Portland
Pennsylvania—William Flinn	Pittsburgh
Rhode Island—Edwin F. Tattle	Woonsocket
South Carolina—T. H. Wainmaker	Columbia
South Dakota—O. S. Basford	Pierre
Tennessee—G. Tom Taylor	Nashville
Texas—Cecl A. Lyon	Sherman
Utah—Moroni Heiner	Salt Lake City
Vermont—Charles H. Thompson	Montpelier
Virginia—Thomas L. Moore	Roanoke
Washington—Lorenzo Dow	Tacoma
West Virginia—William M. O. Dawson	Charleston
Wisconsin—Henry F. Cochems	Milwaukee
Wyoming—Robert D. Carey	Cheyenne

WOMAN MEMBERS AT LARGE.

Illinois—Jane Addams	Chicago
California—Mrs. Catherine Hooker	San Francisco
New York—Miss Frances Kellor	New York city

CHAIRMAN STATE COMMITTEES (1912).

Alabama—R. A. Perryman	Birmingham
Arizona—J. L. B. Alexander	Phoenix
Arkansas—J. A. Comer	Little Rock
California—Meyer Lissner	Los Angeles
Colorado—Clarence P. Dodge	Denver
Connecticut—Joseph W. Alsop	Hartford
Delaware—Robert G. Houston	Georgetown
Dist. Columbia—John C. O'Laughlin	Washington
Florida—H. L. Anderson	Jacksonville
Georgia—W. J. Tilson	Atlanta
Idaho—J. P. Gipson	Boise
Illinois—Raymond Robins	Chicago
Indiana—Edwin M. Lee	Indianapolis
Iowa—J. H. Wyllie	Siourney
Kansas—U. S. Sartin	Kansas City
Kentucky—W. S. Lawwill	Louisville
Louisiana—Gen. W. J. Behan	New Orleans
Maine—Irving E. Vernon	Portland
Maryland—J. Stuart MacDonald	Baltimore
Massachusetts—Mathew Hale	Boston
Michigan—Chas. P. O'Neil	Detroit
Minnesota—Hugh T. Halbert	St. Paul
Mississippi—(Vacancy)	
Missouri—L. A. Ellis	Kansas City
Montana—N. J. Bieenberg	Helena
Nebraska—F. P. Corrick	Lincoln
Nevada—H. B. Lind	Reno
New Hampshire—Geo. W. Wicker	Manchester
New Jersey—John Franklin Fort	Newark
New Mexico—Miguel A. Otero	Santa Fe
New York—T. D. Robinson	New York
North Carolina—Zeb V. Walser	Lexington
North Dakota—Dorr H. Carroll	Fargo
Ohio—Walter F. Brown	Columbus
Oklahoma—Alva L. McDonald	Oklahoma City
Oregon—Thos. B. Newhausen	Portland
Pennsylvania—Thomas R. Hicks	Philadelphia
Rhode Island—Charles E. Holmes	Providence
South Carolina—(Vacancy)	
South Dakota—Herman Ellerman	Yankton
Tennessee—H. B. Anderson	Memphis
Texas—Cecl A. Lyon	Sherman
Utah—Wesley K. Weston	Salt Lake City
Vermont—M. L. Asefling	Montpelier
Virginia—Thomas L. Moore	Roanoke
Washington—L. Roy Slater	Spokane
West Virginia—William M. O. Dawson	Charleston
Wisconsin—Norman L. Baker	Milwaukee
Wyoming—H. N. Gottlieb	Sheridan

PROHIBITION.

Headquarters—106 North LaSalle street, Chicago, Ill.
 Executive Committee—Chairman, Virgil G. Hinshaw, Chicago, Ill.; vice-chairman, J. B. Lewis, Boston, Mass.; secretary, Mrs. Frances E. Beauchamp, Lexington, Ky.; treasurer, H. P. Faris, Clinton, Mo.; Finley C. Hendrickson, Maryland; W. G. Calderwood, Minnesota; Robert H. Patton, Illinois; F. W. Emerson, Oregon; Frank J. Sibley, Arizona.
 Alabama—J. B. Albritton.....Bellwood
 W. B. Smith.....Mobile
 Arizona—Frank J. Sibley.....Tucson
 Eugene W. Chafin.....Tucson
 Arkansas—George Kimball.....Little Rock
 J. M. Parker.....Little Rock
 California—F. W. Emerson.....Heron
 B. J. Vincent.....Colorado Springs
 Colorado—J. H. Ketchum.....Denver
 O. A. Reinhardt.....New Britain
 Connecticut—Frederick G. Platt.....Groton
 J. L. Randall.....Wilmington
 Delaware—George W. Todd.....Wilmington
 Lewis W. Brosius.....Wilmington
 District of Columbia—M. E. O'Brien.....Washington
 John R. Mahoney.....Washington
 Florida—John P. Coffin.....Johnstown
 C. B. Wetherell.....Orlando
 Illinois—Robert H. Patton.....Springfield
 Alonzo E. Wilson.....Wheaton
 Indiana—F. W. Lough.....Indianapolis
 Charles Eckhart.....Auburn
 Iowa—Capt. K. W. Brown.....Ames
 O. D. Eilet.....Marshalltown
 Kansas—Earle R. DeLay.....Emporia
 J. N. Woods.....Ottawa
 Kentucky—T. B. Demaree.....Wilmore
 Mrs. Frances E. Beauchamp.....Lexington
 Maine—N. F. Woodbury.....Auburn
 James H. Ames.....Bowdoinham
 Maryland—F. C. Hendrickson.....Cumberland
 George R. Gorsuch.....Baltimore
 Massachusetts—John B. Lewis.....Boston
 John M. Fisher.....Attleboro
 Michigan—F. W. Corbett.....Lansing
 William A. Brubaker.....Detroit
 Minnesota—W. G. Calderwood.....Minneapolis
 J. D. Engle.....Minneapolis
 Missouri—H. P. Faris.....Clinton
 Charles E. Stokes.....Butte
 Montana—Mrs. Kate M. Hamilton.....Butte
 Nebraska—A. G. Wolfenbarger.....Lincoln
 D. B. Gilbert.....Lincoln
 New Hampshire—Alva H. Morrill.....Franklin
 George L. Thompson.....Laconia
 New Jersey—W. D. Martin.....Hasbrouck Heights
 Grafton E. Day.....Collingswood
 New York—Olin S. Bishop.....Utica
 Dr. T. A. MacNicholl.....New York
 North Carolina—T. P. Johnston.....Sallsbury
 J. M. Templeton.....Greensboro
 Ohio—Aaron S. Watkins.....Ada
 H. L. Peeke.....Sandusky
 Oklahoma—Rev. Charles Brown.....Carmen
 George E. Rouch.....Guthrie
 Pennsylvania—David B. McCalmont.....Franklin
 Henry S. Gill.....Franklin
 Rhode Island—L. E. Remington.....Rumford
 F. T. Jenks.....West Barrington
 South Dakota—Quincy L. Morrow.....Brookings
 W. T. Rafferty.....Miller
 Texas—J. L. Campbell.....El Paso
 P. F. Paige.....Dallas
 Vermont—L. W. Hanson.....Montpelier
 Fred L. Page.....Barre
 Virginia—W. F. Rife.....Waynesboro
 Rev. H. M. Hoge.....Lincoln
 Washington—R. E. Dunlap.....Seattle
 O. L. Fowler.....Tacoma
 West Virginia—Jay E. Cunningham.....Pensboro
 U. A. Clayton.....Fairmont
 Wisconsin—J. Burritt Smith.....Madison
 B. E. Van Keuren.....Oshkosh
 Wyoming—C. J. Sawyer.....Laramie
 J. R. Cortner.....Jreth

CHAIRMEN STATE COMMITTEES (1913).

Arizona—John Wix Thomas.....Phoenix
 Arkansas—G. H. Kimball.....Little Rock

California—Chas. R. Burger.....Pasadena
 Colorado—Rev. J. H. Ketchum.....Colorado Springs
 Connecticut—E. L. G. Hohenthal.....S. Manchester
 Delaware—L. W. Brosius.....Wilmington
 Florida—John P. Coffin.....Johnstown
 Georgia—George Gordon.....Atlanta
 Idaho—Harry Hayes.....Greenleaf
 Illinois—Robert H. Patton.....Springfield
 Indiana—F. W. Lough.....Indianapolis
 Iowa—R. H. Williams.....Oskaloosa
 Kansas—M. F. King (acting).....Ottawa
 Kentucky—Mrs. Frances E. Beauchamp.....Lexington
 Louisiana—E. S. Israel.....Baton Rouge
 Maine—James Perrigo.....Portland
 Maryland—Charles B. Woods.....Baltimore
 Massachusetts—A. J. Orem.....Boston
 Michigan—William A. Brubaker.....Detroit
 Minnesota—W. G. Calderwood.....Minneapolis
 Missouri—W. H. Dalton.....Joplin
 Montana—R. R. Crowe.....Billings
 Nebraska—D. B. Gilbert.....Lincoln
 New Hampshire—Rev. G. L. Thompson.....Laconia
 New Jersey—Donald MacMillan.....Nutley
 New Mexico—James M. Shimer.....Santa Fe
 New York—Olin S. Bishop.....Utica
 North Dakota—F. B. Stevenson.....Emerado
 Ohio—R. R. Roberts.....Columbus
 Oklahoma—T. E. Sisson.....Guthrie
 Oregon—J. P. Newell.....Portland
 Pennsylvania—E. E. P. Prugh.....Harrisburg
 Rhode Island—Roscoe Phillips.....Providence
 South Dakota—C. V. Templeton.....Woonsoket
 Texas—A. A. Everts (acting).....Dallas
 Vermont—L. W. Hanson.....Montpelier
 Virginia—William A. Rife.....Waynesboro
 Washington—Mrs. Nettie Hallenbeck.....Tacoma
 West Virginia—J. W. Bedford.....Parsons
 Wisconsin—J. Burritt Smith.....Madison
 Wyoming—J. R. Cortner.....Jreth

SOCIALIST.

National Headquarters—111 North Market street, Chicago, Ill.
 Executive Secretary—Walter Lanfersiek, Chicago, Ill.
 National Executive Committee—Victor L. Berger, Wisconsin; Adolph Germer, Colorado; George H. Goebel, New Jersey; James H. Maurer, Pennsylvania; J. Stitt Wilson, California.
 International Bureau Delegate—Kate Richards O'Hare, St. Louis, Mo.

NATIONAL COMMITTEE.

Alabama—W. M. Doyle.....Mobile
 Arizona—W. S. Bradford.....Phoenix
 Arkansas—Ida Calhery.....Fort Smith
 California—N. A. Richardson.....San Bernardino
 J. Stitt Wilson.....Berkeley
 Colorado—S. B. Hutchinson.....Grand Junction
 Connecticut—Samuel E. Beardsley.....Shelton
 Delaware—Frank A. Houck.....Wilmington
 Dist. Columbia—Charles F. Nesbit.....Washington
 Florida—Franklin Pimbley.....Tampa
 Georgia—Al Schwartz.....Atlanta
 Idaho—S. W. Motley.....Twin Falls
 Illinois—Adolph Germer.....Denver, Col.
 John C. Kennedy.....Chicago
 Duncan McDonald.....Springfield
 Indiana—S. M. Reynolds.....Chicago, Ill.
 Wm. Houston.....Terre Haute
 Iowa—M. F. Witte.....Marshalltown
 Kansas—S. M. Stallard.....Fort Scott
 Kentucky—J. Raphaelson.....Newport
 Louisiana—W. F. Dietz.....Lake Charles
 Maine—Fred E. Irish.....Woodford
 Maryland—Charles E. Devolin.....Baltimore
 Massachusetts—Dan A. White.....Chicago, Ill.
 George E. Roewer.....Boston
 Michigan—James Hoogerhyde.....Grand Rapids
 Frank Aaltonen.....Negaunee
 Minnesota—Morris Kaplan.....Duluth
 T. E. Latimer.....Minneapolis
 Mississippi—J. J. Lipscomb.....Jackson
 Missouri—William L. Garver.....Independence
 Montana—Lewis J. Duncan.....Butte
 Nebraska—John C. Chase.....Omaha
 Nevada—Justus E. Taylor.....Reno
 New Hampshire—J. Foster Nichols.....Franklin

New Jersey—George H. Goebel.....	Newark
James M. Reilly.....	West Hoboken
New Mexico—Chas. F. Goddard.....	Carrizozo
New York—Gustave A. Strelbel.....	Syracuse
Charles J. Ball.....	Buffalo
Morris Hillquit.....	New York
U. Solomon.....	New York
North Carolina—Wm. T. Bradford.....	Winston-Salem
North Dakota—Arthur Le Sueur.....	Minot
Ohio—M. J. Beery.....	Crestline
Tom Clifford.....	Cleveland
Max S. Hayes.....	Cleveland
Oklahoma—H. M. Sinclair.....	Oklahoma City
P. S. Nagle.....	Kingfisher
Oregon—Floyd C. Ramp.....	Brooks
Pennsylvania—Gertrude B. Fuller.....	Pittsburgh
Joseph E. Cohen.....	Philadelphia
Charles A. Maurer.....	Reading
Robert B. Ringler.....	Reading
John W. Slayton.....	Pittsburgh
Rhode Island—Fred Hurst.....	Providence
South Carolina—R. B. Britton.....	Charleston
South Dakota—M. G. Opsahl.....	Sioux City
Tennessee—W. A. Weatherall.....	Memphis
Texas—T. A. Hickey.....	Hallettsville
W. S. Noble.....	Rockdale
Utah—Jacob E. Gease.....	Helper
Vermont—John Spargo.....	Bennington
Virginia—A. J. Hauser.....	Newport News

Washington—Franz Bostrom.....	Everett
Kate Sadler.....	Seattle
Hortense Wahrenknecht.....	Everett
West Virginia—John W. Brown.....	Charleston
Wisconsin—Victor L. Berger.....	Milwaukee
W. R. Gaylord.....	Milwaukee
Wyoming—A. Carlson.....	Sheridan

WOMEN'S NATIONAL COMMITTEE.

Winnie E. Branstetter, Chicago, Ill., general correspondent.

Gertrude B. Fuller, Pittsburgh, Pa.
Alma M. Krieger, Butte, Mont.
Lena M. Lewis, San Francisco, Cal.
Bertha H. Mailly, New York, N. Y.
Anna A. Maley, New York, N. Y.
Gertrude Reilly, West Hoboken, N. J.
May Wood-Simons, Milwaukee, Wis.

POPULIST.

Chairman—Samuel S. Williams, Vincennes, Ind.
Vice-Chairman—J. A. Parker, Parma, Mo.
Secretary and Treasurer—F. J. S. Robinson, Cloverdale, Ind.

SOCIALIST LABOR PARTY.

Headquarters—23 City Hall place, New York, N. Y.
National Secretary—Paul Augustine, New York.

POLITICAL PARTY PLATFORMS OF 1912 IN BRIEF.

The following summary includes the principal planks in the platforms adopted at the national conventions in 1912:

DEMOCRATIC.

Collection of tariff duties to be limited to the necessities of the government honestly and economically administered.

Immediate downward revision of the tariff duties, especially upon necessities of life.

Placing upon free list of articles competing with trust controlled products.

Enforcement of criminal and civil law against trusts and trust officials.

Prevention of holding companies and interlocking directorates.

Preservation of the rights of the states.

Ratification of the income tax and direct senatorial election propositions.

Prohibiting corporations from making campaign contributions.

Amendment of constitution providing for single presidential term with no re-election.

Valuation of railroads, telegraph and telephone lines, and property of express companies.

Systematic revision of the banking and currency laws.

Establishment of a system of rural credits.

Prevention of overflows of the Mississippi river.

Development of inland waterways.

Protection of labor unions from unjust court proceedings.

Employees' compensation law.

Prevention of gambling in agricultural products by organized exchanges.

Conservation of natural resources.

Fostering of merchant marine.

Exemption of American ships engaged in coasting trade from Panama canal tolls.

United and independent health service.

Extension and maintenance of the civil service.

Reform in administration of civil and criminal law.

Recognition of independence of Philippines as soon as a stable government can be established.

Protection of American citizenship abroad irrespective of race or creed.

Establishment of parcel post.

Generous pension policy.

Protection of uniform of the United States.

POPULIST.

Issuance of money by the government direct to the people.

Loans by the government to the people.

Government ownership of telegraph and telephone systems and the parcel post.

The initiative, the referendum, direct election of United States senators, direct primaries, presidential primaries and equal suffrage.

Registration of lobbyists.

Graduated income and inheritance tax.

Free schools in the lines of manual and occupational training.

Recognition of the Chinese republic.

Old age pensions.

The commission form of government for cities.

Granting of franchises to public utility corporations by popular vote.

PROGRESSIVE.

Providing for an easier method of amending the federal constitution.

Bringing under effective national jurisdiction those problems which have expanded beyond the reach of the individual states.

Equal suffrage for men and women.

Limitation and publicity of campaign contributions.

Registration of lobbyists.

"The progressive party demands such restriction of the power of the courts as shall leave to the people the ultimate authority to determine fundamental questions of social welfare and public policy. To secure this end it pledges itself to provide:

"(1) That when an act, passed under the police power of the state, is held unconstitutional under the state constitution by the courts, the people, after an ample interval for deliberation, shall have an opportunity to vote on the question whether they desire the act to become law notwithstanding such decision.

"(2) That every decision of the highest appellate court of a state declaring an act of the legislature unconstitutional on the ground of its violation of the federal constitution shall be subject to the same review by the Supreme court of the United States as is now accorded to decisions sustaining such legislation."

Reform of legal procedure and judicial methods.

Conservation of human resources.

Legislation looking to prevention of industrial accidents, occupational diseases, overwork and involuntary unemployment.

Fixing of minimum safety and health standards in the various occupations.

Prohibition of child labor.

Establishment of an eight hour day for women and young persons.

One day's rest in seven for wage workers.

Abolition of convict contract labor system.

Standards of compensation for death by industrial accident and trade disease.

Protection of home life against sickness, irregular employment and old age through a system of social insurance adapted to American use.

Establishment of continuation schools for industrial education.

Establishment of a department of labor.
Development of agricultural credit and co-operation.

Inquiry into the high cost of living.
Establishment of single national health service.

Establishment of a strong federal administrative commission, which shall maintain permanent active supervision over industrial corporations engaged in interstate commerce, or such of them as are of public importance.

Revision of patent law to prevent its abuse by monopolies.

Physical valuation of railroads.
Revision of the national currency system on the basis of soundness and elasticity.

Extension of foreign commerce through appointment of competent diplomatic and consular officers.
Conservation of the national resources.

Building of national highways and extension of good roads.

Improvement of waterways through co-operation of nation, states and cities.

"We believe in a protective tariff which shall equalize conditions of competition between the United States and foreign countries, both for the farmer and the manufacturer, and which shall maintain for labor an adequate standard of living."

"We demand tariff revision because the present tariff is unjust to the people of the United States. Fair dealing toward the people requires an immediate downward revision of those schedules wherein duties are shown to be unjust or excessive. We pledge ourselves to the establishment of a non-partisan scientific tariff commission, reporting both to the president and to either branch of congress."

Passage of federal law for graduated inheritance tax; ratification of income tax amendment.

Settlement of international differences by judicial and other peaceful means.

Building of two battle ships a year.
Creation of a parcel post.

Extension and enforcement of civil service law.
Governmental supervision over investments.

PROHIBITION.

Prohibition of the manufacture, importation, exportation, transportation and sale of alcoholic beverages.

Suffrage for women on the same terms as for men.

Uniform marriage and divorce law. Extermination of polygamy.

Absolute protection of the rights of labor, without impairment of the rights of capital.

Settlement of international disputes by arbitration.

Abolition of child labor in mines, workshops and factories.

Election of United States senators by direct vote of the people.

Presidential term of six years and one term only.
Court review of postoffice and other departmental decisions and orders; the extension of the postal savings bank system and of rural delivery and the establishment of an efficient parcel post.

Initiative, referendum and recall.

As the tariff is a commercial question, it should be fixed on the scientific basis of accurate knowledge, secured by means of a permanent, omniscient tariff commission with ample powers.

Equitable graduated income and inheritance taxes.
Conservation of our forest and mineral reserves and the reclamation of waste lands.

Clearly defined laws for the regulation and control of corporations transacting an interstate business.

Efficiency and economy in governmental administration.

"The protection of one day in seven as a day of rest."

REPUBLICAN.

Protection of the rights of the individual to freest possible development of his own powers.

Upholding of the authority and integrity of the courts, both state and federal.

Legislation to prevent long delays and costly appeals in civil and criminal cases.

"While we regard the recall of judges as unnecessary and unwise, we favor such action as may be necessary to simplify the process by which any judge who is found to be derelict in his duty may be removed from office."

Measures for maintaining international peace.
Enactment of legislation supplementary to the antitrust act which will define as criminal offenses those specific acts that mark attempts to restrain and monopolize trade.

Creation of a federal trade commission.

"We reaffirm our belief in a protective tariff."

"We hold that the import duties should be high enough while yielding a sufficient revenue to protect adequately American industries and wages. Some of the existing import duties are too high and should be reduced. Readjustment should be made from time to time to conform to changed conditions and to reduce excessive rates, but without injury to any American industry."

"To accomplish this correct information is indispensable. This information can best be obtained by an expert commission."

Scientific inquiry into the causes of the high cost of living.

Revision of banking and currency systems; these, however, to be safeguarded from sectional, financial or political domination.

Passage of state and federal laws for the establishment of organizations having for their purpose the loaning of funds to farmers.

Extension and enforcement of civil service law.

Publicity and further restriction of campaign contributions.

Conservation of the national resources.
Establishment of parcel post.

Protection of American citizenship abroad, regardless of race, religion or previous political allegiance.

Maintenance of an adequate navy.
Revival of the merchant marine.

Flood prevention along Mississippi river.
Reclamation of arid lands.

Improvement of rivers and harbors.
Revision of immigration laws.

Enactment of laws for the protection of seamen and requiring the use of additional safety appliances at sea.

SOCIALIST.

Absolute freedom of press, speech and assemblage.
Collective ownership of patents with royalties for inventors.

Equal suffrage for men and women.
Adoption of initiative, referendum, recall and proportional representation.

Abolition of senate and president's veto power.
Election of president and vice-president by direct vote.

Abolition of power of United States Supreme court to pass upon constitutionality of laws passed by congress.

Enactment of laws for vocational education; bureau of education to be made a department.

Abolition of federal district courts and United States Circuit Court of Appeals.

Creation of an independent bureau of health.
Revision of constitution of the United States.

Collective ownership of railroads, telegraphs, telephones, steamboat lines and large scale industries.

Acquisition by cities, states or nation of grain elevators, stockyards, storage warehouses and other distributing agencies in order to reduce the cost of living.

Inclusion of mines, oil wells, quarries, forests and water power in public domain.

Further conservation and development of natural resources for the benefit of all the people.

Collective ownership of land.
Collective ownership and democratic management of banking and currency system.

Conservation of human resources, particularly of

the lives and well-being of workers and their families.

Establishment of minimum wage scales.
 Establishment of a noncontributory system of old age pensions, insurance by the state against unemployment and invalidism, and compulsory insurance by employers of their workers, without cost to the latter, against industrial diseases, accidents and death.

The platform advocates these and other similar measures as "calculated to strengthen the working

class in its fight for the realization of its ultimate aim, the co-operative commonwealth."

SOCIALIST LABOR.

Substitution of industrial or socialist republic for political state.

Placing of land and all means of production, transportation and distribution in the hands of the people as a collective body.

National congress to consist of representatives of the useful occupations of the land.

ELECTORAL VOTE BY STATES (1900-1912).

STATE.	1912.				1908.		1904.		1900.		STATE.	1912.				1908.		1904.		1900.	
	Wilson, D.	Roosevelt, Prog. R.	Taft, R.	Byran, D.	Roosevelt, R.	Par-ker, D.	McKin-ley, R.	Byran, D.	Wilson, D.	Roosevelt, Prog. R.		Taft, R.	Byran, D.	Wilson, D.	Roosevelt, Prog. R.	Taft, R.	Byran, D.	Roosevelt, R.	Par-ker, D.	McKin-ley, R.	Byran, D.
Alabama.....	13			11		11		11			Nevada.....	3			3	3					3
Arizona.....	3										New Hampshire	4			4	4					4
Arkansas.....	9			9		9		9		9	New Jersey....	14			12	12					10
California.....	2	11		10		10		9		9	New Mexico....	3									
Colorado.....	6			5		5		4		4	New York.....	45			39	39					36
Connecticut...	7			7		7		6		6	North Carolina.	12			12	12					11
Delaware.....	3			3		3		3		3	North Dakota..	5			4	4					3
Florida.....	6			5		5		5		5	Ohio.....	24			23	23					23
Georgia.....	14			13		13		13		13	Oklahoma.....	5			4	4					4
Idaho.....	4			3		3		3		3	Oregon.....	10			7	7					4
Illinois.....	29			27		27		24		24	Pennsylvania...	5	33		34	34				32	
Indiana.....	15			15		15		15		15	Rhode Island...	5			4	4				4	
Iowa.....	13			13		13		13		13	South Carolina..	9			9	9				9	
Kansas.....	10			10		10		10		10	South Dakota...	5	5		4	4				4	
Kentucky.....	13			13		13		13		13	Tennessee.....	12			12	12				12	
Louisiana.....	10			9		9		9		9	Texas.....	20			18	18				15	
Maine.....	6			6		6		6		6	Utah.....		4		3	3				3	
Maryland.....	6			6		6		6		6	Vermont.....		4		4	4				4	
Massachusetts.	18			16		16		15		15	Virginia.....	12			12	12				12	
Michigan.....		15		14		14		14		14	Washington....		7		5	7				4	
Minnesota.....		12		11		11		10		10	West Virginia...				7	7				6	
Mississippi...	10			10		10		10		10	Wisconsin.....	13			13	13				12	
Missouri.....	18			18		18		17		17	Wyoming.....	3			3	3				3	
Montana.....	4			3		3		3		3	Total.....	435	88	8	321	162	336	140	232	155	
Nebraska.....	8			8		8		8		8											

MAYORS OF LARGE CITIES (1913).

Albany, N. Y.—Joseph W. Stevens, Rep.
 Baltimore, Md.—James H. Preston, Dem.
 Boston, Mass.—John F. Fitzgerald, Dem.
 Bridgeport, Conn.—Clifford B. Wilson, Rep.
 Buffalo, N. Y.—Louis P. Fuhrmann, Dem.
 Camden, N. J.—Charles H. Ellis, Rep.
 Charleston, S. C.—John P. Grace, Dem.
 Chicago, Ill.—Carter H. Harrison, Dem.
 Cincinnati, O.—Frederick S. Spiegel, Rep.
 Cleveland, O.—Newton D. Baker, Dem.
 Columbus, O.—George J. Karb, Dem.
 Dayton, O.—Edward Phillips, Rep.
 Denver, Col.—J. M. Perkins, nonpartisan.
 Detroit, Mich.—B. Marx, Rep.
 Duluth, Minn.—W. J. Prince, nonpartisan.
 Fall River, Mass.—James H. Kay, Rep.
 Fort Wayne, Ind.—Wm. J. Hosey, Dem.
 Grand Rapids, Mich.—George E. Ellis, Rep.
 Hartford, Conn.—Louis R. Cheney, Rep.
 Indianapolis, Ind.—Joseph E. Bell, Dem.
 Jersey City, N. J.—H. O. Witten, Dem.
 Kansas City, Mo.—Henry L. Jost, Dem.
 Lincoln, Neb.—F. C. Zehring, Rep.
 Los Angeles, Cal.—H. H. Ross, Ind.
 Louisville, Ky.—John L. Buschmeyer, Dem.
 Lowell, Mass.—James E. O'Donnell, nonpartisan.
 Memphis, Tenn.—Edward H. Crump, Dem.
 Milwaukee, Wis.—Gerhard A. Badling, nonpartisan.
 Minneapolis, Minn.—W. G. Nye, nonpartisan.
 Nashville, Tenn.—Illary E. Howse, Dem.

Newark, N. J.—Jacob Haussling, Dem.
 New Haven, Conn.—Frank J. Rice, Rep.
 New Orleans, La.—Martin Behrman, Dem.
 New York, N. Y.—John Purroy Mitchel, nonpartisan.
 Omaha, Neb.—James C. Dahlman, Dem.
 Paterson, N. J.—Robert H. Forlyce, Rep.
 Peoria, Ill.—E. N. Woodruff, Rep.
 Philadelphia, Pa.—Rudolph Blankenburg, Ind. Rep.
 Pittsburgh, Pa.—Joseph C. Armstrong, Rep.
 Portland, Ore.—Harrison R. Albee, nonpartisan.
 Providence, R. I.—Joseph H. Galer, Rep.
 Reading, Pa.—Ira W. Stratton, Rep.
 Richmond, Va.—George Ainslee, Dem.
 Rochester, N. Y.—H. H. Edgerton, Rep.
 St. Louis, Mo.—Henry W. Kiel, Rep.
 St. Paul, Minn.—Herbert P. Keller, Rep.
 Salt Lake City, Utah—Samuel C. Park, nonpartisan.
 San Antonio, Tex.—A. H. Jones, Dem.
 San Francisco, Cal.—James Rolph, Jr., nonpartisan.
 Schenectady, N. Y.—J. Teller Schoolcraft, nonpartisan.
 Seattle, Wash.—George F. Cotterill, nonpartisan.
 Springfield, Ill.—John S. Schneppe, Dem.
 Springfield, Mass.—John A. Denison, Rep.
 Syracuse, N. Y.—Lonia Will, Prog.
 Toledo, O.—Carl Keller, Rep.
 Trenton, N. J.—Frederick W. Donnelly, Dem.
 Troy, N. Y.—Cornellus F. Burns, Dem.
 Wilmington, Del.—Dr. Harrison W. Howell, Rep.

MINE DISASTER IN WALES.

Four hundred and twenty-three coal miners lost their lives in the Universal colliery at Senghennydd, Wales, Oct. 14, 1913. In the morning 935 men went down into the pit and just after they had gone to

work an explosion occurred, followed by fire. Rescuing parties succeeded in saving 512 men, most of whom were on the east side of the mine where the ventilation was good. The others perished.

INTERNAL REVENUE RECEIPTS.

Comparative statement showing the receipts from the several objects of internal taxation in the United States during the fiscal years ended June 30, 1912 and 1913:

OBJECTS OF TAXATION	1912.	1913.	Increase.	Decrease.
SPIRITS.				
Spirits distilled from apples, peaches, grapes, pears, pineapples, oranges, apricots, berries, prunes, figs and cherries.....	\$2,694,264.47	\$3,081,943.66	\$387,679.19	
Spirits distilled from materials other than apples, peaches, grapes, pears, pineapples, oranges, apricots, berries, prunes, figs and cherries.....	146,715,203.60	154,460,118.09	7,744,914.49	
Rectifiers (special tax).....	327,210.70	286,642.28		\$39,568.42
Wine made in imitation of champagne.....	52.00	66.00	14.00	
Retail liquor dealers (special tax).....	5,396,991.25	4,864,773.36		532,217.89
Wholesale liquor dealers (special tax).....	730,440.53	645,236.81		85,203.72
Manufacturers of stills (special tax).....	1,218.76	1,256.28	37.52	
Stills and worms, manufactured (special tax).....	1,930.00	2,460.00	540.00	
Stamps for distilled spirits intended for export.....	2,620.05	2,297.40		322.65
Case stamps for distilled spirits bottled in bond.....	332,274.30	376,492.30	44,218.00	
Grape brandy used in the fortification of sweet wines.....	189,292.11	148,056.36		41,235.75
Total.....	156,391,487.77	163,879,342.54	7,487,854.77	
TOBACCO.				
Cigars weighing more than 3 pounds per thousand.....	21,769,170.91	23,097,112.63	1,327,941.72	
Cigars weighing not more than 3 pounds per thousand.....	820,296.60	775,333.62		44,962.98
Cigarettes weighing more than 3 pounds per thousand.....	64,482.55	65,247.52	764.97	
Cigarettes weighing not more than 3 pounds per thousand.....	14,027,031.23	17,845,963.95	3,818,932.72	
Snuff.....	2,406,358.60	2,656,757.44	250,398.84	
Tobacco, manufactured, all kinds.....	31,502,811.71	32,349,069.59	846,197.88	
Total.....	70,590,151.60	*76,789,424.75	6,199,273.15	
FERMENTED LIQUORS.				
Ale, beer, lager beer, porter and other similar fermented liquors.....	62,108,633.39	65,245,544.40	3,136,911.01	
Brewers (special tax).....	153,812.61	137,304.30		16,508.31
Retail dealers in malt liquors (special tax).....	354,296.46	311,639.66		42,656.80
Wholesale dealers in malt liquors (special tax).....	652,028.05	572,501.24		79,526.81
Total.....	63,268,770.51	66,266,989.60	2,998,219.00	
OLEOMARGARINE.				
Oleomargarine, domestic, artificially colored in imitation of butter.....	325,948.33	417,165.38	91,217.05	
Oleomargarine, free from coloration that causes it to look like butter of any shade of yellow.....	307,479.16	347,463.96	39,984.80	
Oleomargarine imported from foreign countries.....	8.40			8.40
Manufacturers of oleomargarine (special tax).....	24,925.00	16,750.00		8,175.00
Retail dealers in oleomargarine artificially colored in imitation of butter (special tax).....	23,258.50	21,045.00		2,210.50
Retail dealers in oleomargarine free from artificial coloration (special tax).....	271,145.74	291,645.08	20,499.34	
Wholesale dealers in oleomargarine artificially colored in imitation of butter (special tax).....	4,466.67	3,340.00		1,126.67
Wholesale dealers in oleomargarine free from artificial coloration (special tax).....	171,475.45	162,575.25		8,900.20
Total.....	1,128,707.25	1,259,987.67	131,280.42	
FILLED CHEESE.				
Filled cheese, domestic.....	330.31			330.31
Manufacturers of filled cheese (special tax).....	300.00			300.00
Retail dealers in filled cheese (special tax).....				
Wholesale dealers in filled cheese (special tax).....				
Total.....	630.31			630.31
MIXED FLOUR.				
Per barrel of 196 lbs or more than 98 lbs.....	20.00	149.88	129.88	
Half barrel of 98 lbs or more than 49 lbs.....	1,034.50	1,201.60	167.10	
Quarter barrel of 49 lbs or more than 24½ lbs.....	1,889.19	1,539.10		
Eighth barrel of 24½ lbs or less.....	42.56	45.50	1.34	350.00
Manufacturers, packers or repackers of mixed flour (special tax).....	157.00	289.50	132.50	
Total.....	3,143.25	3,223.98	80.73	
ADULTERATED BUTTER.				
Adulterated butter manufactured or sold, etc.....	9,051.60	13,380.72	4,329.12	
Manufacturers of adulterated butter (special tax).....	31,556.80	37,325.00	5,768.20	
Retail dealers in adulterated butter (special tax).....	614.00	24.00		590.00
Wholesale dealers in adulterated butter (special tax).....	4,880.00	3,460.00		1,420.00
Total.....	46,102.40	54,189.72	8,087.32	
PROCESS OR RENOVATED BUTTER.				
Process or renovated butter manufactured or sold, etc.....	117,544.50	96,854.01		20,690.49
Manufacturers of process or renovated butter (special tax).....	1,391.68	1,397.51		684.17
Total.....	119,536.18	98,251.52		21,284.66
MISCELLANEOUS.				
Excise tax on corporations.....	28,583,259.81	35,006,299.84	6,423,040.03	
Playing cards.....	616,283.60	655,283.60	39,000.00	
Penalties.....	856,407.83	401,910.26		454,497.57
Collections not otherwise herein provided for.....	11,464.18	9,560.87		1,903.31
Total.....	30,067,365.42	36,073,054.07	6,005,688.65	
Aggregate receipts.....	321,615,894.69	344,424,453.85	22,808,559.16	

*Includes \$319,100.64 from sale of internal revenue stamps affixed to Philippine products, as provided for in act of Aug. 5, 1909.

RECEIPTS BY STATES AND TERRITORIES.

Alabama	\$361,463.81	Nevada	92,513.17
Alaska	19,934.00	N. Hampshire	505,881.75
Arizona	156,614.56	New Jersey	12,403,126.53
Arkansas	190,665.24	New Mexico	83,723.69
California	9,684,145.09	New York	46,661,853.07
Colorado	943,793.27	N. Carolina	10,635,276.47
Connecticut	1,987,074.48	N. Dakota	61,279.83
Delaware	579,013.25	Ohio	25,169,957.10
D. Columbia	913,104.23	Oklahoma	177,649.30
Florida	1,429,929.61	Oregon	822,730.30
Georgia	523,632.24	Pennsylvania	28,959,530.66
Hawaii	240,553.38	Porto Rico	591,356.36
Idaho	88,282.04	Rhode Island	1,241,087.01
Illinois	58,302,601.36	S. Carolina	192,104.14
Indiana	31,623,505.62	S. Dakota	137,260.63
Iowa	1,180,855.47	Tennessee	2,384,189.03
Kansas	732,152.46	Texas	1,584,440.94
Kentucky	35,200,906.44	Utah	328,130.83
Louisiana	4,462,094.33	Vermont	78,429.93
Maine	300,932.99	Virginia	8,059,986.63
Maryland	7,546,012.45	Washington	1,428,013.90
Massachusetts	7,236,812.89	West Virginia	1,989,998.78
Michigan	8,302,016.91	Wisconsin	9,564,192.13
Minnesota	3,274,511.22	Wyoming	69,483.35
Mississippi	80,181.10	Philippines	319,100.64
Missouri	12,470,712.72	Total	344,424,453.85
Montana	445,545.87		
Nebraska	2,697,049.76		

NOTE—Alabama and Mississippi compose the district of Alabama; Colorado and Wyoming, the district of Colorado; Connecticut and Rhode Island, the district of Connecticut; Maryland, Delaware, District of Columbia and the counties of Accomac and Northampton, Virginia, the district of Maryland; Montana, Idaho and Utah, the district of Montana; New Hampshire, Maine and Vermont, the district of New Hampshire; New Mexico and Arizona, the district of New Mexico; North Dakota and South Dakota, the district of North and South Dakota; Washington and Alaska, the district of Washington; and Nevada forms a part of the 4th district of California.

The collections credited to Porto Rico were returned from the following named districts, viz.:	
1st district of New York	\$81,129.40
2d district of New York	507,463.87
3d district of Massachusetts	2,763.09
Total	591,356.36

AGGREGATE COLLECTIONS BY DISTRICTS.

Fiscal year ended June 30, 1913.

Districts and collectors.	Collections.
Alabama—Joseph O. Thompson	\$32,471.72
Alabama—William E. Hooper (acting)	18,496.04
Alabama—Sim T. Wright	390,677.15
Arkansas—Frank W. Tucker	190,665.24
1st California—August E. Muentzer	8,242,952.05
4th California—Wanton A. Shippee	143,721.44
5th California—Claude I. Parker	1,389,985.67
Colorado—Frank W. Howbert	1,013,276.62
Connecticut—Robert O. Eaton	3,228,161.49
Florida—Joseph E. Lee	1,254,018.12
Florida—Henry Hayes Lewis	1,175,911.49
Georgia—Henry S. Jackson	523,632.24
Hawaii—Charles A. Cottrill	240,553.38
1st Illinois—Samuel M. Fitch	13,359,972.58
5th Illinois—Percival G. Rennick	34,000,994.53
8th Illinois—Frank L. Smith	7,904,566.12
8th Illinois—Herbert F. Adams (acting)	2,618,464.03
13th Illinois—Walter S. Loudon	642,604.10
6th Indiana—Elam H. Neal	10,902,839.17
7th Indiana—Charles G. Covert	20,720,666.45
3d Iowa—Michael J. Tobin	541,356.36
4th Iowa—Harry O. Weaver	639,499.44
Kansas—Fremont Leidy	732,152.46
2d Kentucky—Lawson Reno	4,395,948.11
5th Kentucky—Ludlow F. Petty	18,859,830.88
6th Kentucky—Maurice L. Galvin	4,135,486.30
7th Kentucky—Timothy A. Field	3,788,199.16
7th Kentucky—Harry B. McEldowie (acting)	374,137.66
7th Kentucky—Ben Marshall	329,676.09
8th Kentucky—Winston W. Wiseman	3,317,628.24
Louisiana—Walter Y. Kemper	4,462,094.33
Maryland—John B. Hanna	9,038,928.27

Districts and collectors.

3d Massachusetts—James D. Gill	7,239,575.98
1st Michigan—Malcolm J. McLeod	7,324,920.80
4th Michigan—George Clapperton	977,096.11
Minnesota—Frederick von Baumbach	3,274,511.22
1st Missouri—Edmund B. Allen	10,615,889.29
6th Missouri—Charles G. Burton	1,854,823.43
Montana—Edward H. Callister	861,958.74
Nebraska—Ross L. Hammond	2,697,049.76
New Hampshire—Edgar O. Crossman	885,244.67
1st New Jersey—Isaac Moffett	843,214.35
5th New Jersey—H. C. H. Herold	11,559,912.18
New Mexico—Manuel B. Otero	240,338.24
1st New York—William J. Maxwell	12,327,943.28
2d New York—Charles W. Anderson	10,951,402.55
3d New York—Frederick L. Marshall	11,508,611.70
14th New York—Cyrus Durey	5,617,519.95
21st New York—Charles C. Cole	3,564,921.74
28th New York—Archie D. Sanders	3,280,952.82
4th North Carolina—Wheeler Martin	5,517,138.71
5th North Carolina—George H. Brown	5,259,129.15
North and South Dakota—Willis C. Cook	198,540.46
1st Ohio—Eberhard Bettmann	17,024,160.69
16th Ohio—William V. McMaken	3,650,528.81
11th Ohio—Willis G. Bowland	1,280,155.45
18th Ohio—Alfred N. Rodway	3,815,112.65
Oklahoma—George T. Knott	177,649.30
Oregon—David M. Dunne	822,730.30
1st Pennsylvania—William McCoach	10,078,808.59
9th Pennsylvania—Henry L. Hershey	5,239,219.96
12th Pennsylvania—Griffith T. Davis	6,200,378.02
23d Pennsylvania—David B. Helner	12,961,124.09
South Carolina—Miech J. Jenkins	51,112.75
Tennessee—William A. Dunlap	2,384,189.03
3d Texas—Webster Flanagan	1,509,462.57
4th Texas—Philemon B. Hunt	74,978.37
2d Virginia—Marion K. Lowry	6,736,970.93
6th Virginia—Louis P. Summers	88,087.54
6th Virginia—David F. Bailey	1,235,129.82
Washington—Millard T. Hartson	1,448,007.90
West Virginia—George E. Work	1,898,998.78
1st Wisconsin—Henry Fink	8,880,883.97
2d Wisconsin—Frank L. Gill	964,732.11
2d Wisconsin—Herbert H. Manson	278,576.35
Philippine islands—Wm. T. Nolting*	319,100.64

Aggregate collections.....344,424,453.85

*United States internal revenue stamp agent for the Philippine islands, located at Manila, P. I.

UNITED STATES INTERNAL REVENUE TAXES.

SPECIAL TAXES IN FORCE.

Brewers of less than 500 barrels	\$50.00
Brewers of 500 barrels or more	100.00
Rectifiers of less than 500 barrels	100.00
Rectifiers of 500 barrels or more	200.00
Dealers, retail liquor	25.00
Dealers, wholesale liquor	100.00
Dealers in malt liquors, wholesale	50.00
Dealers in malt liquors only, retail	20.00
Manufacturers of stills	50.00
And for each still manufactured	20.00
And for each worm manufactured	20.00
Manufacturers of oleomargarine	600.00
Wholesale dealers in oleomargarine	480.00
Wholesale dealers in oleomargarine not artificially colored	200.00
Retail dealers in oleomargarine	48.00
Retail dealers in oleomargarine not artificially colored	6.00
Manufacturers of renovated butter*	50.00
Manufacturers of adulterated butter	600.00
Wholesale dealers in adulterated butter	480.00
Retail dealers in adulterated butter	48.00
Manufacturers of filled cheese	400.00
Wholesale dealers in filled cheese	250.00
Retail dealers in filled cheese	12.00
Manufacturers and packers of mixed flour	12.00

*No special taxes are imposed upon dealers in renovated butter.

SPIRITS, WINES AND LIQUORS.

Distilled spirits, per gallon	\$1.10
Wines, imitation, pint bottle	.10
Quart bottle	.20
Fermented liquor (beer), per brl. of 31 gals.	1.00
TOBACCO.	
Tobacco, per pound	\$0.06
Snuff, per pound	.06

Cigars, over 3 lbs. per 1,000.....	3.00
Not over 3 lbs. per 1,000.....	.54
Cigarettes, over 3 lbs. per 1,000.....	3.00
Not over 3 lbs., value over \$2.00.....	1.08
Not over 3 lbs., value not over \$2.00.....	.54

BUTTER AND CHEESE.

Adulterated butter, per lb.....	\$0.10
Renovated butter, per lb.....	¼c
Filled cheese, per lb.....	.01
Imported.....	.08

THE PANAMA CANAL.

CANAL STATISTICS (OFFICIAL).

Length from deep water to deep water—50.5 miles.
 Length on land—40.5 miles.
 Length at summit level—31.7 miles.
 Bottom width of channel—Maximum, 1,000 feet;
 minimum (in Culcra cut), 300 feet.
 Depth—Minimum, 41 feet; maximum, 45 feet.
 Summit level—85 feet above mean tide.
 Locks in pairs—12.
 Locks, usable length—1,000 feet.
 Locks, usable width—110 feet.
 Gatun lake, area—164 square miles.
 Gatun lake, channel depth—85 to 45 feet.
 Concrete required—5,000,000 cubic yards.
 Time of transit through canal—10 to 12 hours.
 Time of passage through locks—3 hours.
 Length of relocated Panama railroad—46.2 miles.
 Canal zone area—About 448 square miles.
 Canal zone area owned by United States—About
 322 square miles.
 French buildings acquired—2,150.
 French buildings used—1,537.
 Value of utilized French equipment—\$1,000,000.
 Canal force, average at work—About 39,000.
 Estimated total cost of canal—\$375,000,000.

CANAL COMMISSION.

Lieut.-Col. George W. Goethals, U. S. A., chairman
 and chief engineer.
 Lieut.-Col. David Du B. Gaillard, U. S. A., corps
 of engineers.
 Lieut.-Col. William L. Sibert, U. S. A., corps of
 engineers.
 Col. William C. Gorgas, U. S. A., medical de-
 partment.
 Harry H. Rousseau, U. S. N., civil engineer.
 Col. H. F. Hodges, U. S. A.
 Maurice H. Thatcher, civilian.
 Headquarters of commission in Panama.
 As chairman, Lieut.-Col. Goethals receives a salary
 of \$15,000 annually. Lieut.-Cols. Gaillard and
 Sibert and Civil Engineer Rousseau \$14,000 each
 and Dr. Gorgas, Col. Hodges and Mr. Thatcher
 \$10,000 each.

CIVIL ADMINISTRATION.

Head of Department—Richard L. Metcalfe, Ancon.
 Chief Clerk—G. A. Niuas, Ancon.

CANAL ZONE JUDICIARY.

Chief Justice Supreme Court—H. A. Gudger.
 Associate Justices—Thomas E. Brown, Jr., and
 William H. Jackson.
 The salary of the chief justice is \$6,500 a year
 and of the associate justices \$6,000 each.

SANITATION.

Chief—Col. W. C. Gorgas.
 Assistant—Lieut.-Col. John L. Phillips.
 General Inspector—Maj. Robert E. Noble.

CHRONOLOGY.

First exploration of route 1527.
 Advocated by Humboldt 1803.
 Panama railroad built 1850-1855.
 Panama Canal company formed by De Lesseps 1879.
 Work on canal begun Feb. 24, 1881.
 Canal company failed Dec. 11, 1888.
 De Lesseps and others sentenced to prison for
 fraud Feb. 9, 1893.
 New French canal company formed October, 1894.
 De Lesseps died Dec. 7, 1894.
 Hay-Pauncefote treaty superseding the Clayton-
 Bulwer treaty signed Nov. 18, 1901; ratified by
 senate Dec. 16; ratified by Great Britain Jan.
 20, 1902.
 Canal property offered to the United States for
 \$40,000,000 Jan. 9, 1902; accepted Feb. 16, 1903.

OLEOMARGARINE.

Oleomargarine, colored, per lb.....	\$0.10
Not colored.....	¼c
Imported.....	.15

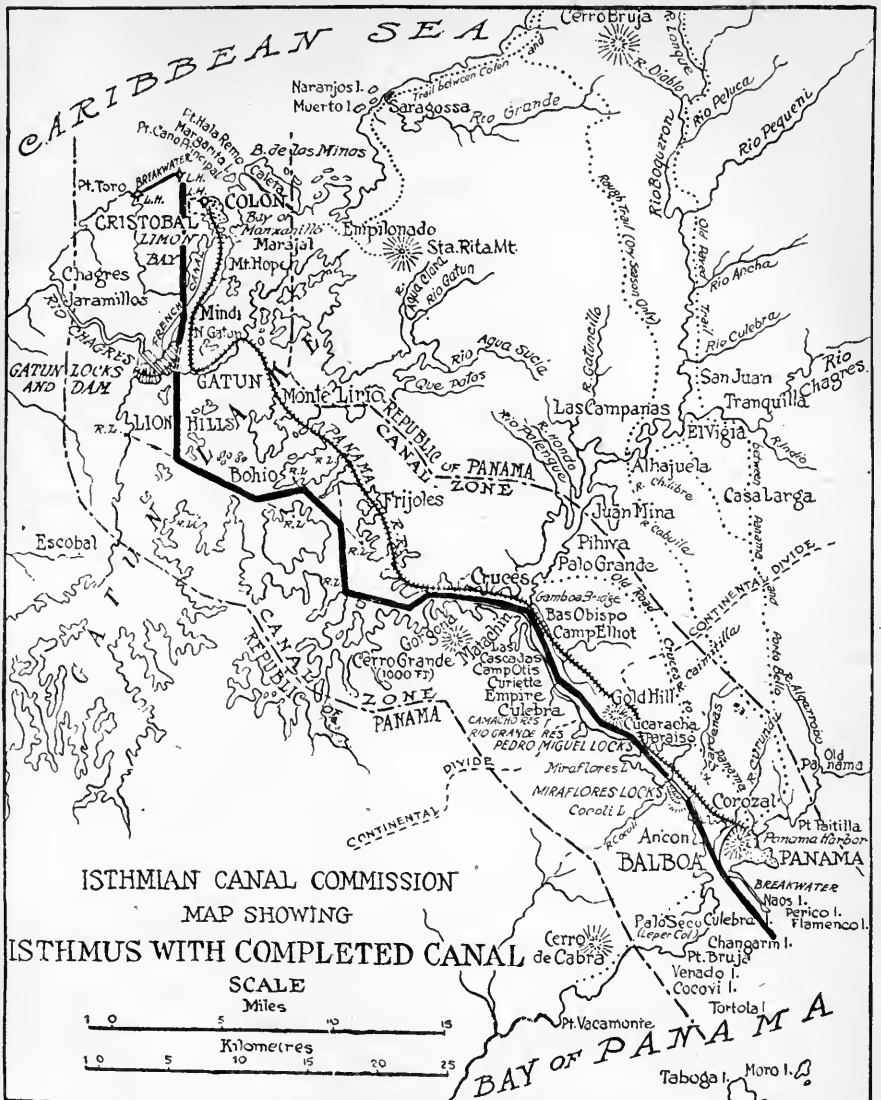
MISCELLANEOUS.

Opium, smoking, per lb.....	\$10.00
Playing cards, 54 in pack.....	.02
Mixed flour, barrel of 196 lbs.....	.04
Half barrel.....	.02
Quarter barrel.....	.01
Corporation tax (on net income).....	1%

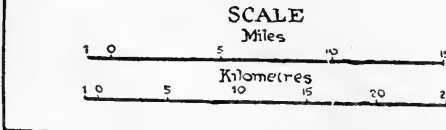
Bill authorizing construction of canal passed by
 house of representatives Jan. 9, 1902; passed by
 senate June 19, 1902; approved June 28, 1902.
 Canal treaty with Colombia signed Jan. 22, 1903;
 ratified by senate March 17, 1903; rejected by
 Colombia Aug. 12, 1903.
 Revolution in Panama Nov. 3, 1903.
 Canal treaty with Panama negotiated Nov. 18,
 1903; ratified by republic of Panama Dec. 2, 1903;
 ratified by United States senate Feb. 23, 1904.
 Canal commissioners appointed Feb. 23, 1904.
 Papers transferring canal to the United States
 signed in Paris April 22, 1904.
 Bill for government of canal zone passed by the
 senate April 15, 1904; passed by the house April
 21; approved April 26.
 Canal property at Panama formally turned over
 to the United States commissioners May 4, 1904.
 Work begun by Americans May 4, 1904.
 President outlines rules for the government of the
 canal zone and war department takes charge of
 the work May 9, 1904.
 Gen. George W. Davis appointed first governor of
 canal zone May 9, 1904.
 John F. Wallace appointed chief engineer May
 10, 1904; resigned June 29, 1905.
 Republic of Panama paid \$10,000,000 May 21, 1904.
 First payment on \$40,000,000 to French canal com-
 pany made May 24, 1904.
 Lorin C. Collins appointed Supreme court judge
 for canal zone June 17, 1905.
 New commission with Theodore P. Shonts as chair-
 man named April 3, 1905; Shonts resigned March
 4, 1907.
 John F. Stevens appointed chief engineer June 29,
 1905; resigned Feb. 26, 1907.
 Lieut.-Col. George W. Goethals appointed chief en-
 gineer Feb. 26, 1907.
 Gatun dam finished, June 14, 1913.
 Dry excavation completed, Sept. 10, 1913.
 First vessel lifted through Gatun locks, Sept. 26,
 1913.
 Gamboa dike blown up, Oct. 10, 1913.
 First vessels pass through Miraflores locks, Oct. 14,
 1913.
 Official opening of canal fixed for Jan. 1, 1915.

PLAN OF THE CANAL.

The entire length of the Panama canal from
 deep water in the Atlantic to deep water in the
 Pacific is 50.5 miles. Its length on land is 40.5
 miles. In passing through the canal from the
 Atlantic to the Pacific a vessel will enter a
 channel with a bottom width of 500 feet in Limon
 bay and follow this for about seven miles to
 Gatun, where it will enter a series of three locks
 in flight and be lifted eighty-five feet to the level
 of the Gatun lake. It will sail at full ocean
 speed through this lake, in a channel varying from
 1,000 to 500 feet in width, for a distance of about
 twenty-four miles, to Bas Obispo, where it will
 enter the Culebra cut. It will sail through the
 cut, a distance of about nine miles, in a channel
 with a bottom width of 300 feet, to Pedro Miguel.
 There it will enter a lock and be lowered 30½
 feet to a small lake at an elevation of 54½ feet
 above sea level, and will sail through this for
 about 1¼ miles to Miraflores. There it will enter
 two locks in series and be lowered to sea level,
 passing out into the Pacific through a channel 8½
 miles in length, with a bottom width of 500 feet.
 The depth of the approach channel on the Atlan-
 tic side, where the tidal oscillation does not ex-
 ceed 1½ feet, will be 41 feet at mean tide, and on
 the Pacific side, where the maximum oscillation is
 23 feet, the depth will be 45 feet at mean tide.



ISTHMIAN CANAL COMMISSION
 MAP SHOWING
 ISTHMUS WITH COMPLETED CANAL



GATUN DAM.

The Gatun dam, which forms Gatun lake by impounding the waters of the Chagres river and other streams, is nearly 1½ miles long measured on its crest, nearly half a mile wide at its base, about 400 feet at the water surface, about 100 feet wide at the top and its crest is at an elevation of 115 feet above mean sea level, or 30 feet above the normal level of the lake. The top and upstream slope are riprapped. The spillway is a concrete lined opening 1,200 feet long and 300 feet wide, cut through a hill of rock nearly in the center of the dam, the

bottom of the opening being ten feet above sea level. It is fitted with gates and machinery for regulating the water level of the lake.

The water level of Gatun lake, extending through the Culebra cut, is maintained at the south end by an earth dam connecting the locks at Pedro Miguel with the high ground to the westward, about 1,700 feet long, with its crest at an elevation of 105 feet above mean tide. A small lake between the locks at Pedro Miguel and Miraflores is formed by dams connecting the walls of Miraflores locks with the high ground on either side. The dam to the west-

ward is of earth, about 2,700 feet long, having its crest about 15 feet above the water in Miraflores lake. The east dam is of concrete, about 500 feet long, and forms a spillway for Miraflores lake, with crest gates similar to those at the spillway of the Gatun dam.

GATUN LAKE.

Gatun lake covers an area of 164 square miles, with a depth in the ship channel varying from 85 to 45 feet. Throughout the first 16 miles from Gatun the width of the channel is 1,000 feet; then for 4 miles it is 800 feet and for 4 miles more 500 feet, when the entrance to Culebra cut, at Bas Obispo, is reached. The water level in the cut is that of the lake and the bottom width of the channel is 300 feet.

CANAL ZONE.

The canal zone contains about 448 square miles. It begins at a point three marine miles from mean low-water mark in each ocean and extends for five miles on each side of the center line of the route of the canal. It includes the group of islands in the Bay of Panama named Perico, Naos, Culebra and Flamenco. The cities of Panama and Colon are excluded from the zone, but the United States has the right to enforce sanitary ordinances and maintain public order there in case the republic of Panama should not be able to do so. Of the 448 square miles in the zone the United States owns 322 and private persons 126. The private property may, however, be acquired at any time by the United States by purchase or by the exercise of the right of eminent domain.

THE LOCKS.

There are twelve locks in the canal, all in duplicate; three pairs in flight at Gatun, with a combined lift of 85 feet; one pair at Pedro Miguel, with a lift of 30½ feet, and two pairs at Miraflores, with a combined lift of 54½ feet at mean tide. The dimensions of all are the same—a usable length of 1,000 feet and a usable width of 110 feet. Each lock is a chamber, with walls and floors of concrete and water-tight gates at each end.

The side walls are 45 to 50 feet wide at the surface of floor, perpendicular on the face and narrow from the point 24½ feet above the floor until they are 8 feet wide at the top. The middle wall is 60 feet wide, approximately 81 feet high and each face is vertical. At a point 42½ feet above the surface of the floor and 15 feet above the top of the middle culvert this wall divides into two parts, leaving a space down the center much like the letter "U," which is 19 feet wide at the bottom. In this center space, which is 44 feet wide at the top, is a tunnel divided into three stories or galleries. The lowest gallery is for drainage; the middle for the wires that carry the electric current to operate the gate and valve machinery, which will be installed in the center wall, and the upper is a passageway for the operators. The lock chambers are filled and emptied farough lateral culverts in the floors, connected with main culverts, 18 feet in diameter, in the walls, the water flowing in and out by gravity.

The lock gates are steel structures, 7 feet thick, 65 feet long and from 47 to 82 feet high. They weigh from 300 to 600 tons each. For the entire canal 92 leaves are required, the total weighing 57,000 tons. Intermediate gates are used in the locks to save water and time, if desired, in locking small vessels through, the gates being so fixed as to divide the locks into chambers 600 and 400 feet long, respectively. Of the vessels navigating the high seas 95 per cent are less than 600 feet long.

No vessel is permitted to enter or pass through the locks under its own power. Electricity is used to tow all vessels into and through the locks and to operate all gates and valves, power being generated by water turbines from the head created by Gatun lake. The time required to pass a vessel through all the locks is three hours, one hour and a half in the three locks at Gatun and about the same time in the three locks on the Pacific side. Time of the passage of a vessel through the entire canal varies from ten to twelve hours.

COMPLETION OF CANAL.

The Panama canal would have been completed early in the fall of 1913 so that small vessels could

have passed through it but for delays occasioned by slides and breaks in the Culebra cut. This necessitated a large amount of additional excavation by steam shovels and dredges. Dry excavation was completed Sept. 10. The massive Gatun dam was finished June 14 and Sept. 26 the first vessel, a tug, was locked through the gates. At the Pacific end canal vessels passed through the Miraflores and Pedro Miguel locks Oct. 14 and 15. Dredges were put at work at both ends of the principal slide at Cucaracha on the east bank of the canal just south of Gold Hill, to excavate a passage which would permit water communication from the Atlantic to the Pacific. The slides and breaks numbering about thirty increased the total amount of excavation necessary to complete the canal by more than 20,000,000 cubic yards. The Gamboa dike separating the waters of Gatun lake from the Culebra cut was dynamited Oct. 10, the blast being fired by President Wilson, who depressed an electric lever in the white house in Washington.

The formal opening of the canal will take place Jan. 1, 1915.

TOLLS.

Under the Panama canal act, approved Aug. 24, 1912, the president of the United States is authorized to fix the tolls to be charged for use of the canal. He may change them by giving six months' notice. The act provides that no tolls shall be levied upon vessels engaged in the coastwise trade of the United States. Vessels owned by railroads or by any company or person doing business in violation of antitrust laws are excluded from the use of the canal.

By a proclamation issued Nov. 13, 1912, President Taft fixed the tolls to be paid by foreign shipping for passage through the Panama canal as follows:

On merchant vessels carrying passengers or cargo, \$1.20 per net vessel ton—each 100 cubic feet—of actual earning capacity.

On vessels in ballast without passengers or cargo, 40 per cent less than the rate of tolls for vessels with passengers or cargo.

Upon naval vessels other than transports, colliers, hospital ships and supply ships, 50 cents per displacement ton.

Upon army and navy transports, colliers, hospital ships and supply ships, \$1.20 per net ton, the vessels to be measured by the same rules as are employed in determining the net tonnage of merchant vessels.

CANAL FORCE.

The total force at work on the canal and railroad Aug. 27, 1913, was 42,885. Canal employes numbered 35,005, Panama railroad 4,957 and contractors' employes 2,943. The number of "gold" or white American employes was 4,087. The great majority of laborers were West Indian negroes.

CANAL EXCAVATION TO OCT. 1, 1913.

By French companies.....	Cu. yds.	
French excavation useful to canal.....		78,146,960
By Americans—		29,908,000
Dry excavation.....	127,816,165	
Dredges.....	83,232,130	
Total.....		211,048,198

May 4 to Dec. 31, 1904.....	243,472
Jan. 1 to Dec. 31, 1905.....	1,799,227
Jan. 1 to Dec. 31, 1906.....	4,948,497
Jan. 1 to Dec. 31, 1907.....	15,765,290
Jan. 1 to Dec. 31, 1908.....	37,116,735
Jan. 1 to Dec. 31, 1909.....	35,096,166
Jan. 1 to Dec. 31, 1910.....	31,437,671
Jan. 1 to Dec. 31, 1911.....	31,603,899
Jan. 1 to Dec. 31, 1912.....	30,269,349
Jan. 1 to Oct. 1, 1913.....	22,767,886

The amount remaining to be excavated Oct. 1, 1913, was 21,304,802 cubic yards.

CANAL APPROPRIATIONS.

Act of Congress.	Appropriation.	Deficiency.
June 28, 1902.....	\$40,000,000.00	
April 28, 1904.....	10,000,000.00	
June 28, 1902.....	10,000,000.00	
Dec. 21, 1905.....	11,000,000.00	
Feb. 27, 1906.....		\$5,990,786
June 30, 1906.....	25,456,415.03	

Act of Congress.	Appropriation.	Deficiency.
March 4, 1907.....	27,161,367.50	
Feb. 15, 1908.....		12,178,900
May 27, 1908.....	29,187,000.00	
March 4, 1909.....	33,633,000.00	5,458,000
Feb. 25, 1910.....		76,000
June 25, 1910.....	37,856,000.00	
Special acts.....	21,411.56	
March 4, 1911.....	45,560,000.00	
Aug. 24, 1912.....	28,980,000.00	
June 23, 1913.....	16,265,393.00	
Total	315,124,587.14	23,703,686
Deficiency	23,703,686.00	

FORTIFICATIONS.		
March 4, 1911.....		\$3,000,000
Aug. 24, 1912.....		2,806,950
June 23, 1913.....		4,870,000
Total		10,676,950

*For purchase of canal rights from French. †Paid to republic of Panama for canal zone rights.

EXPENDITURES TO OCT. 1, 1913.	
Civil administration.....	\$6,454,781.54
Sanitation.....	16,371,652.40
Construction and engineering.....	187,454,636.14
Miscellaneous.....	88,104,437.83
Law.....	46,580.18
Fortifications.....	3,245,691.23
Total	301,677,779.33

PANAMA CANAL TOLLS CONTROVERSY.

Before the Panama canal bill became a law (Aug. 24, 1912), Great Britain had protested that the paragraph exempting American vessels in the coastwise trade from the payment of tolls was in violation of section 1, article 3, of the Hay-Pauncefote treaty of Nov. 8, 1901, providing for the neutrality of the proposed isthmian canal. This treaty was entered into to remove any objection which might arise under the Clayton-Bulwer treaty of April 19, 1850. Section 1, article 3, of the Hay-Pauncefote treaty provides:

"The canal shall be free and open to the vessels of commerce and of war of all nations observing these rules on terms of entire equality, so that there shall be no discrimination against any nation or its subjects in respect of the conditions or charges of traffic or otherwise. Such conditions and charges of traffic shall be just and reasonable."

After the passage of the Panama canal act with the paragraph exempting American coastwise vessels from paying tolls, Great Britain, through Ambassador Bryce, presented a formal protest Dec. 9, 1912, insisting that the exemption was contrary to the Hay-Pauncefote treaty as interpreted in the light of the Clayton-Bulwer treaty. Jan. 23, 1913, Secretary of State Knox replied to the British protest, declaring that the American coastwise trade would not be permitted to extend its operations into foreign competitive fields, and that increased tolls would not be laid on foreign shipping to balance the remission to American ships. He said he could not agree with the British interpretation of the canal treaties so far as they limit the freedom of action of America or infringe on British treaty rights. The secretary suggested that if the difference could not be arranged through diplomatic channels it be submitted to a special commission of inquiry.

The matter was the subject of controversy in and out of congress during the spring and summer of 1913. The opponents of free tolls for American coastwise vessels, led by Senator Elihu Root of New York, maintained that national honor required the observance of the Hay-Pauncefote treaty as viewed by Great Britain. The defenders of the free tolls clause in the Panama canal act insisted that the hands of the United States were not tied by the treaty. They claimed that the words "all nations" did not apply to the country that built the canal but to foreign nations. Many others, including ex-President Taft, urged that the whole matter be referred to the international court at The Hague for arbitration. It was understood that the matter would be taken up by the senate committee on foreign relations at the first regular session of the 63d congress.

LIQUORS AND SPIRITS PRODUCED IN THE UNITED STATES.

	Barrels.	Year ended June 30, 1912.		Spirits, gallons.	Liquors, barrels.	State.	Spirits, gallons.	Liquors, barrels.
		Spirits, gallons.	Liquors, barrels.					
Fermented liquors.....	62,176,694							
Distilled spirits—	Gallons.							
Whisky.....	98,209,574	Illinois.....	38,932,758	6,263,862	Oregon.....	1,357	243,819	
Rum.....	2,832,516	Indiana.....	27,522,220	1,546,292	Pennsylvania.....	10,583,503	7,449,543	
Gin.....	3,577,862	Iowa.....		447,114	South Carolina.....	586,329	2,688	
Highwines.....	131,002	Kansas.....		101	South Dakota.....		44,808	
Alcohol.....	27,629,346	Kentucky.....	43,749,193	801,935	Tennessee.....		273,850	
Commercial alcohol.....	45,869,685	Louisiana.....	10,867,595	483,988	Texas.....		673,262	
Fruit brandy.....	9,321,823	Maryland.....	5,589,729	1,093,838	Virginia.....	1,505,780	196,756	
		Dist. Columbia.....	626,863	284,576	Washington.....		115,492	
		Delaware.....		129,695	West Virginia.....	294,117	870,142	
		Massachusetts.....	5,355,847	2,386,905	Wisconsin.....	2,537,880	5,016,701	
		Michigan.....	2,284,627	1,792,105				
		Minnesota.....		1,512,139	Total	187,571,808	62,176,694	
		Missouri.....	495,934	4,030,390				
		Montana.....		391,314				
		Nebraska.....	2,388,874	413,074				
		N. Hampshire.....	583	267,075				
		New Jersey.....	120,743	3,397,375				
		New Mexico.....	891	28,090				
		New York.....	10,179,057	13,677,850				
		North Carolina.....	727					
		Ohio.....	11,419,929	4,742,665				
		Oklahoma.....		72				

¹Including Mississippi. ²Including Nevada. ³Including Wyoming. ⁴Including Rhode Island. ⁵Including District of Columbia. ⁶Delaware and two counties of Virginia. ⁷Including Idaho and Utah. ⁸Including Maine and Vermont. ⁹Including Arizona. ¹⁰Including Alaska.

GREAT SHIP CANALS OF THE WORLD.

Canal.	Opened, year.	Length, miles.	Depth, feet.	Width,* feet.	Cost.
Corinth (Greece).....	1893	4	26.25	72	\$5,000,000
Kronstadt-St. Petersburg (Russia).....	1890	16	20.50	220	10,000,000
Elbe and Trave (Germany).....	1900	41	10	72	5,831,000
Kaiser Wilhelm (Germany).....	1895	61	29.50	72	37,128,000
Manchester ship (England).....	1894	35.5	26	120	75,000,000
Sault Ste. Marie (U. S.).....	1855	1.6	22	100	10,000,000
Sault Ste. Marie (Canada).....	1895	1.11	20.25	142	2,791,873
Suez (Egypt).....	1869	90	31	108	100,000,000
Welland (Canada).....	1887	26.75	14	100	25,000,000

*At the bottom.

NATIONAL INSTITUTE OF ARTS AND LETTERS.

Organized, 1898; incorporated by act of congress,

President—Brander Matthews, New York, N. Y.
Secretary—Henry D. Sedgwick, New York, N. Y.

DEPT. OF LITERATURE.

Adams, Brooks.
Adams, Charles Francis.
Adams, Henry.
Ade, George.
Alden, Henry M.
Aldrich, Richard.
Allen, James Lane.
Baldwin, Simeon E.
Bates, Arlo.
Bridges, Robert.
Brownell, W. C.
Burrhoughs, John.
Burton, Richard.
Butler, Nicholas M.
Cable, George W.
Carman, Bliss.
Cawlin, Madison J.
Channing, Edward.
Cheney, John V ince.
Churchill, Winston.
Connolly, James B.
Cortissoz, Royal.
Cross, Wilbur L.
Crothers, Samuel Mc-Chord.
DeKay, Charles.
Dunne, Finley Peter.
Egan, Maurice Francis.
Fernald, Chester B.
Finck, Henry T.
Finley, John Huston.
Ford, Worthington C.
Fox, John, Jr.
Furness, Horace H.
Garland, Hamlin.
Gildersleeve, Basil L.
Gillette, William.
Gilman, Lawrence.
Gordon, George A.
Grant, Robert.
Greenslet, Ferris.
Griffs, William E.
Gummere, Francis B.
Hadley, A. T.
Hardy, Arthur S.
Harper, George McLean.
Herford, Oliver.
Herrick, Robert.
Hitchcock, Ripley.
Howe, M. A. De Wolfe.
Howells, W. D.
Huntington, Archer M.
James, Henry.
Johnson, Owen.
Johnson, Robert U.
Kennan, George.
Lloyd, Nelson.
Lodge, Henry Cabot.
Long, John Luther.
Lounsbury, T. R.
Lovett, Robert M.
Lowell, Abbott L.
Lummis, Charles F.
Mable, H. W.
Mackaye, Percy.
Mahan, A. T.
Markham, Edwin.
Martin, Edward S.
Mather, Frank J.
Mather, Brauder.
McKelway, Saint Clair.
McMaster, John Bach.
Miller, Joaquin.*
Mitchell, John A.
Mitchell, Langdon E.
More, Paul Elmore.
Morris, Harrison S.
Morse, John T., Jr.
Muir, John.
Nicholson, Meredith.
Page, Thomas Nelson.

Payne, Will.
Payne, William Morton.
Peck, Harry Thurston.
Perry, Bliss.
Perry, Thomas S.
Pheips, William L.
Pler, A. S.
Rhodes, James F.
Riley, James Whitcomb.
Roberts, Charles G. D.
Robinson, Edward A.
Roosevelt, Theodore.
Royce, Josiah.
Schelling, Felix E.
Schuyler, Montgomery.
Scoland, Clinton.
Sedgwick, Henry D.
Seton, Ernest Thompson.
Sherman, Frank Dempster.
Shorey, Paul.
Sloane, William M.
Smith, F. Hopkinson.
Sullivan, Thomas R.
Tarkington, Booth.
Thayer, Abbott H.
Thayer, William R.
Thomas, Augustus.
Thorndike, Ashley H.
Tooker, Frank L.
Torrence, Ridgely.
Trent, William P.
Van Dyke, Henry.
Van Dyke, John C.
Wendell, Barrett.
West, Andrew F.
White, Andrew Dickson.
White, William Allen.
Whiting, Charles G.
Whitlock, Brand.
Williams, Jesse Lynch.
Wilson, Harry Leon.
Wilson, Woodrow.
Wister, Owen.

DEPT. OF ART.

Adams, Herbert.
Alexander, John W.
Babb, George F.
Bacon, Henry.
Ballin, Hugo.
Barnard, George Gray.
Bartlett, Paul W.
Beckwith, J. Carroll.
Benson, Frank W.
Blitter, Karl.
Blashfield, Edwin H.
Brooks, Richard E.
Brown, Glenn.
Bruner, Arnold W.
Brush, George Deforest.
Bunce, William G.
Burnham, Daniel H.*
Carlsen, Emil.
Chase, William M.
Cole, Timothy.
Cook, Walter.
Cox, Kenyon.
Crowninshield, Frederic.
Dannat, William T.
Day, Frank M.
De Camp, Joseph.
Dewey, Charles M.
Dewing, Thomas W.
Dielman, Frederick W.
Donaldson, John M.
Dougherty, Paul.
Duvneck, Frank.
Foster, Ben.
French, Daniel C.
Gay, Walter.
Gibson, Charles Dana.
Gilbert, Cass.

Graffy, Charles.
Guern, Jules.
Hardenburgh, H. J.
Harrison, Alexander.
Harrison, Birge.
Hassam, Childé.
Hastings, Thomas.
Henri, Robert.
Howard, John Galen.
Howe, William Henry.
Isham, Samuel.
Jaeger, Albert.
Jones, Francis C.
Jones, H. Bolton.
Kendall, W. Sargeant.
La Farge, Bancel.
Low, Will H.
Macmonnies, Frederick.
MacNeil, H. A.
Marr, Carl.
McEwen, Walter.
Mead, William R.
Melchers, Gari.
Metcalf, Willard L.
Mobray, H. Siddons.
Ochtman, Leonard.
Parrish, Maxfield.
Peabody, Robert S.
Pearce, Charles S.
Pennell, Joseph.
Platt, Charles A.
Post, George B.
Potter, Edward Clark.
Pratt, Bela L.
Proctor, A. Phimister.
Redfield, Edward W.
Reid, Robert.
Roth, F. G. R.
Ruckstuhl, F. W.

Ryder, Albert P.
Sargent, John S.
Schofield, W. E.
Shrady, H. M.
Simmons, Edward.
Smedley, William T.
Taft, Lorado.
Tarbell, Edmund C.
Thayer, Abbott H.
Tryon, D. W.
Vedder, Elihu.
Walden, Lionel.
Walker, Henry O.
Walker, Horatio.
Warren, Whitney.
Weinman, Adolph A.
Weir, J. Alden.
Wiles, Irving R.

DEPT. OF MUSIC.

Bird, Arthur.
Brockway, Howard.
Chadwick, G. W.
Converse, F. S.
Damrosch, Walter.
De Koven, Reginald.
Foote, Arthur.
Gilechrist, W. W.
Hilchey, H. K.
Herbert, Victor.
Kedley, Edgar S.
Loeffler, Charles M.
Parker, Horatio W.
Schellings, Ernest.
Shelley, Harry Rowe.
Smith, David S.
Van der Stucken, F.
Whiting, Arthur.

*Deceased.

The purposes of the corporation are the furtherance of the interests of literature and the fine arts. The organization is limited to 250 regular members. It is authorized to receive bequests and donations and to hold the same in trust for the furtherance of the interests of literature and the fine arts.

AMERICAN ACADEMY OF ARTS AND LETTERS.

Founded in 1904.

President—William Dean Howells.
Chancellor—William Milligan Sloane.
Permanent Secretary—Robert Underwood Johnson,
327 Lexington avenue, New York, N. Y.

Members in department of literature:
Charles Francis Adams. Alfred T. Mahan.
John Burroughs.
Henry Adams. Brander Matthews.
John Muir.
Henry M. Walton. Thomas Nelson Page.
W. C. Brownell. Bliss Perry.
Nicholas Murray Butler. James Ford Rhodes.
George W. Cable. James Whitcomb Riley.
Horace Howard Furness. Theodore Roosevelt.
Basil L. Gildersleeve. William M. Sloane.
Arthur Twining Hadley. F. Hopkinson Smith.
William Dean Howells. Henry Van Dyke.
Henry James. Andrew Dickson White.
Robt. Underwood Johnson. Thomas R. Lounsbury.
Henry Cabot Lodge. Abbott L. Lowell.
Thomas R. Lounsbury.
Hamilton Wright Mable.

Members in department of art:
John W. Alexander. Daniel C. French.
Paul W. Bartlett. Thomas Hastings.
Edwin H. Blashfield. Wm. Rutherford Mead.
George Deforest Brush. John S. Sargent.
William M. Chase. Abbott Thayer.
Kenyon Cox. Elihu Vedder.

Members in department of music:
Horatio W. Parker. Geo. Whitfield Chadwick.
Membership in the academy is limited to fifty. Only those who belong to the National Institute of Arts and Letters are eligible, and they are elected by that body.

REVOLUTION IN MEXICO.



American Press assn., New York, N.Y.
VICTORIANO HUERTA.

Francisco I. Madero, president of Mexico since October, 1911, was deposed from office Feb. 18, 1913, after a short but sanguinary military revolution led by Gen. Felix Diaz in the City of Mexico. Feb. 22 he was killed while being taken to a prison. The events leading up to this new chapter in the history of the republic may be briefly recapitulated. When Gen. Porfirio Diaz was elected president of Mexico in June, 1910, his opponents, who called themselves antire-factionists, began to plan for his overthrow, and in November of that year they organized a revolution and began fighting both in the south and the north. Francisco I. Madero was one of the most active of the rebels and Nov. 23 he proclaimed himself "provisional president of Mexico." Fighting continued throughout November and December, 1910, and until May 25, 1911, when President Diaz resigned and went to Europe. Francisco de la Barra was made provisional president and he served until October, when Madero was elected to the office of chief executive.

While Madero represented the opposition to the autocracy of Porfirio Diaz, he himself had enemies who charged him with using the same methods as his predecessor. Among them were Gen. Pascual Orozco, Emilio Vasquez Gomez, Gen. Geronimo Trevino, Emiliano Zapata and Gen. Felix Diaz, a nephew of the deposed president. The country was kept in a generally disturbed condition by these men and others, though Madero appeared to be well in control of the situation. Oct. 16, 1912, Gen. Diaz with 500 men took possession of Vera Cruz, but within a week he and his men were taken without a struggle by the federal troops. Two of his officers were tried by court-martial and shot and he was condemned to meet the same fate, but sentence was suspended and he remained in prison until released by a military uprising in the City of Mexico, Feb. 9, 1913.

BEGINNING OF REVOLT.

The mutinous troops were led by students from the military school at Tlalpam, a suburb. They first took possession of a powder magazine and then early on the morning of the 9th marched to the central square in the city, where the government buildings are located. On the way they went to the prisons where Gen. Felix Diaz and Gen. Bernardo Reyes were confined and released them. Accompanied by their leaders, and followed by huge crowds shouting "Death to Madero!" the men proceeded to the Zocalo and Plaza de la Constitucion in front of the national palace. They were joined by portions of several cavalry and infantry regiments under command of Gen. Manuel Mondragon. In front of the palace about 500 loyal troops were lined up and firing began as soon as the mutineers approached. One of the first to fall was Gen. Reyes, who was instantly killed by a rifle ball through the head. Men stationed on the roof of the palace and in the windows began a fusillade, while machine guns were also brought into play.

Finding the palace strongly defended, Gen. Diaz, who had taken command of the mutinous troops, withdrew and with his men proceeded to the citadel, or arsenal, about a mile distant in a westerly direction. The place was promptly attacked and soon surrendered. Here the rebels came into possession of all the government's reserve artillery, a large number of rifles and more ammunition than they could use. The place was turned into a fortress and thereafter was used as the headquarters of Gen. Diaz. Belen prison, near the arsenal, was also seized and the prisoners turned loose. The artillery from Tacubaya came in and joined the rebels.

Gen. Lauro Villar, post commander of the capital, who remained loyal, was wounded in the fighting

at the Zocalo, and was replaced by Gen. Victoriano Huerta, who had charge of Madero's forces until Feb. 18, when he arrested his former chief and was himself made provisional president of the republic. The casualties of the first day's fighting were 506, including 170 women, 6 children and 208 noncombatant men.

AN EXTRAORDINARY SITUATION.

On the 10th but little was done on either side except to prepare for the continuation of the struggle. On the 11th fighting began again and did not cease except at short intervals until the 19th. In that time, so far as could be learned, some 3,000 persons were killed and perhaps 7,000 wounded. Several Americans, including two women, lost their lives. Most of the victims were not soldiers but noncombatants—men, women and children—who were unable to escape from the zone of danger. In fact, there was danger in nearly all parts of the city, as the projectiles from modern high-powered guns rained everywhere. The situation was an extraordinary one. The opposing forces occupied two large structures about a mile apart and fired at each other across the very heart of the city. The finest business district and also a part of the best residence district were in the direct line of fire and few structures escaped serious damage. Business houses, schools, churches, convents, public structures and private homes were pierced by shells and bullets. The American embassy building was frequently struck and its occupants, including the American ambassador, had narrow escapes from death. The same was true of the American consulate. It was even more exposed than the embassy and finally had to be abandoned.

Some of the larger buildings, like the unfinished national theater at the east end of the Alameda, the Young Men's Christian association building near the arsenal, and the Mutual Life insurance building, were conspicuous targets, as the combatants at times fought each other from them or from places near by. Many persons were killed in the Alameda, the beautiful park at the east end of the Paseo de la Reforma, one of the famous streets of the world. Porter's hotel, the principal rendezvous for Americans in the City of Mexico, was struck repeatedly and one of the guests was killed. The American club was riddled with bullets and shells and was all but demolished. The cable office was also struck frequently, but the operators remained at their places throughout the whole of the bombardment.

While most of the fighting was done from the shelter of the arsenal, the national palace and other buildings, skirmishes in the streets were frequent. The rebels commanded all the approaches to the arsenal and also had outposts in the western part of the city to prevent attacks from the rear. The federals, who at first were most aggressive, planted batteries in the Zocalo, the Alameda, the Paseo de la Reforma and at other points to the east and north. Detachments of rurales were sent against the rebels, but horses and men were swept away by a hail of bullets from machine guns. The fire of Gen. Diaz' riflemen and artillery was accurate and deadly. They were well supplied with range finders and were amply supplied with ammunition. Though it was announced on several occasions that a general attack would be made by one side or the other, nothing of the kind was attempted. Neither side felt able to rush the other without incurring great loss of life and the risk of irretrievable disaster.

During the bombardment the people of the city remained passive. There was no rioting and no mobs appeared in the streets. Order was maintained as usual and few robberies were committed. The general sympathy was with the rebels and against Madero.

On the 14th and 15th efforts were made to have President Madero resign. He was urged to do so by Francisco de la Barra and by members of the senate, but he refused to listen to them. He said he was willing to arbitrate or do anything that a man might do honestly and properly to bring peace

to his country, but he would not act the part of a coward. De la Barra soon found himself in danger and was obliged to take refuge in the British legation. Conferences were frequently held in the American embassy between members of the diplomatic corps to consider the situation and also between Ambassador Henry Lane Wilson and representatives of the government as well as of the rebels. Mr. Wilson was, in fact, the dominating influence in the legation quarter and did much to assure the safety not only of the Americans but of all foreigners resident in the city. After the overthrow of Madero he was personally visited by Gens. Huerta and Diaz and consulted upon important matters. He was also in constant touch with Washington, where the authorities were much concerned over the situation.

NO INTERVENTION.

Intervention by the United States was urged in many quarters, but President Taft and his advisers firmly adhered to the policy followed ever since the revolution in Mexico began in 1910. The matter was discussed at several meetings of the cabinet and the position taken was explained by President Taft in a message sent in reply to a communication from President Madero protesting against possible intervention. The message, dated Feb. 16, asserted that the military and naval measures taken by the United States were merely precautionary. It concluded: "I feel it my duty to add sincerely and without reserve that the course of events during the last two years, culminating in the present most dangerous situation, creates in this country extreme pessimism and the conviction that the present paramount duty is the prompt relief of the situation."

Though declining to intervene in Mexico, the Washington administration made preparations to take that step should it become necessary. The battle ships Georgia, Vermont and Nebraska were sent to Vera Cruz, the battle ship Virginia to Tampico, the cruiser Colorado to Mazatlan and the cruiser South Dakota to Acapulco. These ships were prepared to receive and protect imperiled Americans and also to send armed men ashore should the occasion arise. Three thousand marines were ordered to Guantanamo, Cuba, to be held in readiness for immediate service.

MADERO IS DEPOSED.

On the afternoon of Feb. 18 there was another kaleidoscopic change in the situation in the City of Mexico. It was engineered by Gen. Aureliano Blanquet and Gen. Victoriano Huerta, who up to that time had apparently given President Madero loyal support. In the forenoon they fought the insurgents vigorously; at 3 o'clock in the afternoon they arrested Madero, forced him to resign the presidency and locked him up, Gen. Huerta assuming at once the powers of the chief executive. Precisely how the plot against President Madero took form was not disclosed. On the one hand it was asserted that a group of senators had urged Gen. Huerta to put an end to the long battle in the heart of the city and to remove the Madero family from public affairs in Mexico; on the other it was asserted that Gen. Blanquet, who had a son fighting under Gen. Diaz, was at heart opposed to Madero from the beginning and only waited for a favorable opportunity to overthrow him. At all events, to Gen. Blanquet was assigned the duty of placing President Madero under arrest. With this end in view he brought into the city 1,000 men from his own command and stationed them near the national palace in place of the reserves who had been loyal to Madero.

Hundreds of persons, attracted by the unusual movements about the palace, had gathered there in the afternoon and they were surprised when Gens. Blanquet and Huerta announced in brief speeches that the time had come when peace must be restored in the city, and that they proposed to bring it about. Gen. Blanquet detailed twenty men under Col. Riveroll to arrest President Madero. The first intimation the latter had of the new turn in affairs was when he entered the hall of ambassadors, which he found guarded by soldiers standing with rifles at "ready." The president engaged in

a scuffle with one of the guards and the man's rifle was discharged. This brought a number of Madero's own men hurrying to the scene. A brief encounter took place, resulting in the death of two guards and the wounding of six others. Col. Riveroll fell mortally wounded and died a short time afterward. It was officially charged that Madero himself fired the fatal shot. When the president had been overcome he was asked to make out his resignation in legal form and he did so. In the meantime other arrests were made, including those of Vice-President Jose Pino Suarez, Gov. Federico Gonzales Garza of the federal district, and Gustavo Madero, brother of the president. The last named was taken in a restaurant where he had gone to lunch with Gen. Huerta. Members of the cabinet and other government officials were also placed under arrest but were soon released on parole.

Later in the day Gen. Huerta called on the executive officers of the senate and chamber of deputies to summon a special session of congress to legalize the change of government and name a provisional president. All this was done, it was claimed, without the knowledge of Gen. Felix Diaz, and the first news he had of it was from the American embassy. The first official act of Gen. Huerta as de facto ruler was to send notice to Ambassador Wilson of what had been done, asking him to notify the other members of the diplomatic corps and to advise President Taft that the battle was ended and that the foreigners in the city were safe. At the same time he requested that the American embassy be used as a channel for communication with the insurgents. Ambassador Wilson agreed to act as an intermediary, and an exchange of notes was begun which terminated in a complete accord. An incident of the negotiations was the ovation received by the messenger of the United States minister in carrying communications between the arsenal and the palace. When his automobile bearing a white flag on one side and the American colors on the other was slowly making its way through San Francisco street, the crowd, which had learned the truth about what was going on, shouted "Viva Los Americanos!"

In the evening a large crowd assembled in the Zoocalo and cheered for Diaz, Huerta, Blanquet and Mondragon. Banners bearing the words "Peace" and "Liberty" were displayed. Some lawless acts occurred at this time. The office of the Nuova Era, a Madero organ, was set on fire and burned by a mob. Marco Hernandez, a brother of the minister of the interior, was shot and killed for shouting "Viva Madero."

On the morning of the 19th Gen. Felix Diaz went to the American embassy and formally ratified an agreement with Gen. Huerta bringing the crisis to an end. Later Gen. Huerta also called and had a conference with the ambassador. A tragic occurrence of the day was the execution of Gustavo Madero, who after his arrest on the previous day had been confined in the arsenal. He was subjected to the so-called "fugitive law," by which he was free to run under the rifle fire of his guards. He fell dead before he had proceeded many paces. He was regarded as "the power behind the throne" and was cordially disliked. It was said of him that his political activities led to the unpopularity of the administration and to its final undoing.

In the evening at a special session of congress Gen. Huerta was chosen provisional president of Mexico. The first act of the congress was to accept the resignation of President Madero; then Pedro Lascurain, in his capacity as minister of foreign affairs, took the oath as president ad interim and Gen. Huerta, to make the succession legal, was appointed a cabinet minister. Then, after these formalities had been complied with, he was duly elected provisional president. Thus Mexico had three presidents within the space of about an hour.

It was at first proposed by the new government to send Madero into exile, but other counsels prevailed and he was kept as a prisoner of war by the military in the national palace until the night of Feb. 22-23, when he and the former vice-pres-

dent, Jose Pino Suarez, were ordered to be conveyed to the penitentiary, at the eastern end of the city. They were placed in an automobile, which was followed by another car, and escorted by 100 rurales under Commandant Francisco Cardenas and Col. Rafael Pimiento. According to the official account given to the press by President Huerta, the automobiles had traversed about two-thirds of the way to the penitentiary when they were attacked by an armed group, and the escort descended from the machines to offer resistance. "Suddenly the group grew larger and the prisoners tried to escape," ran the official story. "An exchange of shots then took place in which two of the attacking party were killed and two were wounded. Both prisoners were killed. The automobiles were badly damaged."

Madero, it was found, had been shot through the head, the bullet entering at the back and passing out of the forehead. The body of Suarez showed many wounds, the bullets having entered from the front. In spite of the official versions of the affair, there was considerable mystery about it and the general view taken was that it was a case of premeditated assassination, or another application of the "ley fuga" (fugitive law), to which Gustavo Madero had already fallen a victim. Some accounts of the shooting placed the time when it occurred at shortly after midnight, making the date Feb. 23; others placed it before midnight, or on Feb. 22. Francisco de la Barra was quoted as saying that he was informed of the killing at 11:30 p. m. on the 22d.

The members of the escort were placed under arrest and the government promised to have the whole matter made the subject of a rigid judicial inquiry. The investigation resulted in a verdict that no one could be held legally responsible. The members of the diplomatic corps decided not to recognize the provisional government, although in a statement issued Feb. 24 Ambassador Wilson said that in the absence of other reliable information he was disposed to accept the government version of the manner in which the ex-president and vice-president lost their lives. "Certainly the violent deaths of these persons were without government approval," he declared, "and if the deaths were the result of a plot it was of restricted character and unknown to the higher officers of the government."

On the 22d of February, before the killing of Madero and Suarez had taken place, the authorities in Washington ordered the fifth brigade of the second army division to proceed to Galveston, Tex., for possible service in Mexico. When the news of the tragedy in the Mexican capital became known additional troops were ordered south from various army posts and within a few days some 10,000 men, under the command of Maj.-Gen. William H. Carter, had assembled at Galveston and other points within striking distance of the Mexican border. President Taft disclaimed any intention of intervening in Mexico but deemed it prudent to prepare for emergencies.

NEW REVOLUTION BEGUN.

The election of Gen. Huerta as provisional president did not bring peace to Mexico. Most of the followers of Madero assumed that he had been deliberately murdered and they refused to be pacified. They did not regard the election of Huerta as constitutional but saw in it a revival of the Diaz regime which they had overthrown in 1912. A leader of the discontented arose in the person of Venustiano Carranza, governor of the state of Coahuila. He with other friends of the dead president organized the Mexican constitutional party and carried on an active military campaign in the northern half of the republic. March 26 some of the leading members of the new organization met at Guadalupe, Coahuila, and adopted a declaration of which the following is the substance:

1. We repudiate Gen. Victoriano Huerta as president of the republic.
2. We repudiate also the legislative and judicial powers of the federation.
3. We repudiate the governments of the states which thirty days hence shall recognize the

federal authorities which form the present administration.

4. For the organization of the military forces necessary to enforce compliance with our purposes we name as first chief of the party, which shall be called the constitutionalist party, Don Venustiano Carranza, governor of Coahuila.

Francisco Escudero, one of Gov. Carranza's aids and for many years a professor of history in the University of Guadalajara, in an article published in *The Independent*, New York, Aug. 14, pointed out the following as the principal reforms sought by the constitutionalists:

"The weeding out of the administration personnel and the reconstruction of the judiciary; honesty in the management of the treasury; equitable distribution of taxes; legislation to better labor conditions, so as to develop better relations between capital and the working classes, especially in respect to the peasantry and the great landholders; establishment of agricultural banks; legislation providing for extensive irrigation throughout the land; passing of necessary laws to make titles to real estate respected and easy of transfer; revision of civil laws; fair distribution of communal land; the breaking up of large estates by means of proper expropriation; the betterment of the farming population; the construction of roads and turnpikes, and the imparting of public instruction on a large scale."

Not all of the Madero men joined the constitutionalists. Gen. Pascual Orozco, Sr., one of the noted leaders in the north, joined the Huerta forces, as did some of the Zapatistas in the south. Zapata himself refused to come to terms and continued his guerrilla warfare. Federals and constitutionalists were nearly evenly divided and in the fighting, which continued throughout the greater part of the year, neither side could claim any decided advantage. In the central part of the republic the Huerta forces were in control, but in the north they maintained possession of a few places, such as Laredo, Monterey, Saitillo, Juarez, Jimenez and Parral. Life and property were safe nowhere. Railroad communication was interrupted everywhere except between Mexico City and Vera Cruz, and business of all kinds was interrupted. Tales of robbery and violence, in which Americans and other foreigners were frequently the victims, came from nearly all parts of the country. Thousands had to flee to the United States for protection.

In May it was reported that President Huerta was seeking a foreign loan of \$75,000,000 and that English and French bankers had promised to furnish the money provided he could secure recognition from the American government. In this he was disappointed, as the Washington authorities held that he had no constitutional or moral right to the presidency and would not recognize him or the Mexican administration until after the presidential election which it had been announced would take place in the latter part of October. Gen. Huerta retorted by telling Ambassador Wilson that he had no legal standing as a diplomat and that the American claims for damages would not be taken up until after recognition had been accorded.

The relations of the United States and Mexico became more and more unsatisfactory as time went on, especially in view of the fact that many clashes between Mexican and American troops were taking place on the border and in view of the further fact that foreign nations were disposed to complain of the attitude of the Washington authorities toward the Huerta regime. July 16 Ambassador Wilson was called to Washington for a conference with the president. As railroad communication was interrupted the ambassador had to make the journey by water and did not arrive in Washington until July 26. What occurred at the white house conference was not made public, but it soon became apparent that the views of the president and the ambassador were not in accord. The latter, it was reported, advised a guarded recognition to prevent chaos, but this suggestion was not favorably received. The result of the difference of opinion was the acceptance, Aug. 4, of

the resignation of Ambassador Wilson, to take effect Oct. 14. "The part which he felt it his duty to take in the earlier stages of the recent revolution in Mexico," said Secretary of State Bryan, "would make it difficult for him to represent now the views of the present administration." The Mexican embassy was left in charge of the secretary, Nelson O'Shaughnessy.

JOHN LIND SENT TO MEXICO.

On the same day that Ambassador Wilson's resignation was accepted, the president directed John Lind, former governor of Minnesota, to proceed to Mexico City as his personal representative for the purpose of acting as adviser to the American embassy and of mediating between the warring factions. Mr. Lind left at once and arrived at his destination Aug. 10. It had been previously announced by President Huerta that he would brook no foreign interference in the conduct of his task of pacifying the nation, but that Mr. Lind, like any other foreigner, might pass through the country without fear of molestation. The following statement was issued Aug. 6 by Manuel Garza Adalpe, acting minister of foreign affairs:

"By order of the president of the republic I declare, as minister of foreign affairs ad interim, that if Mr. Lind does not bring credentials in due form, together with recognition of the government of Mexico, his presence in this country will not be desirable."

The administration in Washington declared that this statement was based on misinformation as to Mr. Lind's mission in Mexico and the president's envoy was permitted to proceed. After his arrival in the capital Mr. Lind was informally received by the Mexican minister of foreign affairs, Federico Gamboa, and a number of conferences followed. No agreement could be reached on the proposals of the Washington government which were, in brief:

1. Immediate cessation of fighting in Mexico.
2. Giving of security for an early and free election, all agreeing to take part in it.
3. Consent of Gen. Huerta to bind himself not to be a candidate for election as president of the republic at this election.
4. Agreement of all parties to abide loyally by the result of the election.

It was maintained by Senor Gamboa that the United States could best accomplish neutrality by refusing to aid the rebels, that the suggestion that Gen. Huerta pledge himself not to be a candidate was strange and unwarranted and that the United States government should recognize the Huerta administration because it was constitutional. In reply to this Mr. Lind proposed that only two conditions be complied with, the holding of a constitutional election and the giving of an assurance by Gen. Huerta that he would not be a candidate for president at that election. Mr. Lind further declared:

"The president of the United States of America further authorizes me to say that if the de facto government of Mexico at once acts favorably upon the foregoing suggestions, then in that event the president will express to American bankers and their associates assurances that the government of the United States of America will look with favor upon the extension of an immediate loan sufficient in amount to meet the temporary requirements of the de facto government of Mexico."

Replying to these suggestions, Secretary Gamboa maintained that it was not necessary for Gen. Huerta to pledge himself not to be a candidate because under the constitution an ad interim president could not be a candidate at the ensuing election. The offer of a possible loan he repudiated as in effect a bribe.

Mr. Lind, deeming that a further stay in the capital would be useless, left Aug. 26 for Vera Cruz, expecting to proceed to the United States in a few days. Developments both in Washington and the City of Mexico, however, caused him to defer his departure. President Wilson in Washington had a conference Aug. 25 with the members of the foreign relations committees of the two houses of congress and disclosed to them the pol-

icy which he had adopted and which he proposed to make public in a message to congress on the following day. Aug. 26 a cablegram was received from President Huerta requesting that the message be delayed for another twenty-four hours. This was agreed to. Aug. 27 the senate and house met in joint session and heard President Wilson read his message in person. After referring to the deplorable condition of affairs in Mexico—a condition touching the United States very nearly—he said that the peace, prosperity and contentment of Mexico meant more than merely an enlarged field for commerce and enterprise. "We shall yet prove to the Mexican people," he declared, "that we know how to serve them without first thinking how we shall serve ourselves." The president pointed out that things had grown worse instead of better and that those who claimed to constitute the legitimate government of the republic had failed to make good their claim in fact. War and disorder, devastation and confusion seemed to threaten to become the settled fortune of the country. Referring to Mr. Lind's mission to Mexico, Mr. Wilson detailed the instructions given to the envoy. These were, as previously noted, that he should press upon those exercising authority in the City of Mexico the fact that the government of the United States did not feel at liberty any longer to stand inactively by while it became daily more and more evident that no real progress was being made toward the establishment of a government which the country would obey and respect; that the situation in Mexico was incompatible with the fulfillment of the international obligations on the part of that country and that all America cried out for a settlement. Mr. Lind was instructed that such a settlement seemed to be conditioned on:

- (a) An immediate cessation of fighting throughout Mexico, a definite armistice solemnly entered into and scrupulously observed;
- (b) Security given for an early and free election in which all will agree to take part;
- (c) The consent of Gen. Huerta to bind himself not to be a candidate for election as president of the republic at this election; and
- (d) The agreement of all parties to abide by the results of the election and co-operate in the most loyal way in organizing and supporting the new administration.

The president said that Mr. Lind had executed his delicate mission with singular tact, firmness and good judgment, but the proposals he submitted had been rejected in a note from the Mexican minister of foreign affairs. Meanwhile it was the duty of the United States to remain patient, to exercise self-restraint and to wait for a further opportunity to offer friendly counsels. "We should," the president continued, "earnestly urge all Americans to leave Mexico at once, and should assist them to get away in every way possible—not because we would mean to slacken in the least our efforts to safeguard their lives and their interests—but because it is imperative that they should take no unnecessary risks when it is physically possible for them to leave the country." In concluding his message the president said:

"The steady pressure of moral force will, before many days, break the barriers of pride and prejudice down, and we shall triumph as Mexico's friends sooner than we could triumph as her enemies—and how much more handsomely, with how much higher and finer satisfaction of conscience and of honor."

The substance of Foreign Minister Gamboa's note, referred to in the president's message, has already been given. It amounted to a flat rejection of the suggestions made by the United States. In accordance with the announcement made in President Wilson's message, Americans in Mexico were warned to leave that country and were advised that to enable them to do so money and warships would be placed at their disposal. Steps were also taken to prohibit the shipment of arms to Mexico.

At the opening of the second session of the 27th Mexican congress, Sept. 16, Gen. Huerta prom-

ised to spare no efforts to bring about the unrestricted election of a president and vice-president of the republic in October. He deplored the stand taken by the American government, intimating, however, that there was no unfriendliness between the American and Mexican peoples. French bankers, he announced, had taken \$30,000,000 of the \$100,000,000 loan authorized in May. The sum of \$24,900,000 had been used in pacifying the country.

Throughout the remainder of September and part of October the situation continued without much change. The catholic party nominated Federico Gamboa for president and Gen. Eugenio Rascon for vice-president of the republic. Manuel Calero and Flores Magnon were nominated by the liberals. Other candidates were also announced, among them being Gen. Felix Diaz. Oct. 10 another upheaval occurred in Mexico City when by order of President Huerta 110 members of the chamber of deputies were arrested for signing resolutions of warning to him because of the sudden disappearance of Senator Belisario Dominguez of Chiapas, who had criticised the chief executive. Both branches of the Mexican national congress were declared suspended and new elections of senators and deputies were ordered for Oct. 26, the day of the presidential election. Oct. 14 President Huerta suspended constitutional guaranties and declared himself dictator of the republic.

ELECTION OF OCT. 26.

The presidential and congressional elections took place Oct. 26, but the result was unsatisfactory. The vote cast was extremely small and Huerta, who was ineligible and not a candidate, was found to have received a majority for president. Gen. Blanquet led for vice-president. Huerta had previously been notified by President Wilson that under the conditions created by the arrest of the deputies and the suspension of constitutional guaranties a fair election could not be held and that the American government would refuse to recognize the men chosen. Gen. Felix Diaz, who had arrived in Vera Cruz from Europe, deemed himself in danger and Oct. 27 took refuge in the American consulate. Later he went aboard an American warship, whence he was transferred to a vessel which took him to Havana. There on Nov. 6 he was stabbed in the neck but not seriously hurt, by Pedro Guerra, a Carranza sympathizer, whom he shot.

Under instructions from the American state department, Nelson O'Shaughnessy, charge d'affaires, notified Gen. Huerta Nov. 2 that he must resign the presidency of Mexico, and that he must not leave as his successor Gen. Aureliano Blanquet, his minister of war, or any other member of his official family. In a formal note to foreign diplomats, Gen. Huerta announced Nov. 9 that the newly elected congress would be installed in a few days and would pass upon the elections of president and vice-president. If this congress declared the election of Oct. 26 void new elections would be called. In the meantime he would continue in office and direct his efforts toward the pacification of the country.

After having received assurances of nonintervention from Great Britain and other European powers, President Wilson, through his personal representative, John Lind, notified Gen. Huerta early on Nov. 12 that unless he returned an answer that day to a demand that he must prevent the newly elected congress from being called into session and must make this action known to the diplomatic corps the United States would have no further parleying with the Mexican government. Huerta returned no reply and Mr. Lind, who had been in the capital some days, returned to Vera Cruz, announcing that he would not set foot in the City of Mexico until the new congress had been dissolved.

Dec. 1, 1913, the situation as between Mexico and the United States was practically unchanged.

CHRONOLOGY OF REVOLUTIONS.

Following is a chronology of the main events in the political history of Mexico since the overthrow of President Porfirio Diaz:

June 26, 1910—Porfirio Diaz elected president for eighth successive term.
 Nov. 18, 1910—Revolution started by anti-re-electionists.
 Nov. 23, 1910—Francisco I. Madero proclaims himself provisional president of Mexico.
 May 25, 1911—Porfirio Diaz resigns presidency of Mexico.
 May 31, 1911—Gen. Diaz and family sail from Vera Cruz for Europe.
 Oct. 1, 1911—Francisco I. Madero elected president of Mexico.
 Oct. 16, 1912—Gen. Felix Diaz begins new revolution.
 Oct. 27, 1912—Gen. Diaz captured by federal troops.
 1913.

Feb. 9—Military uprising in City of Mexico; Gen. Diaz liberated; rebels seize arsenal after sharp fighting in which 506 persons are killed, among them Gen. Reyes.
 Feb. 10—President Madero remains in national palace guarded by loyal troops.
 Feb. 11—Bombardment occurs in heart of City of Mexico, the rebels firing from the arsenal and the federals from the national palace; President Taft orders three warships sent to the gulf coast of Mexico.
 Feb. 12—Bombardment continues; two American women killed.
 Feb. 14-15—Fighting continues; Madero refuses to resign.
 Feb. 17—President Taft refuses to intervene.
 Feb. 19—President Madero's own troops revolt; he is arrested by Gen. Blanquet; Gen. Victoriano Huerta, commander of federal troops, proclaimed provisional president; fighting ceases.
 Feb. 19—Gen. Felix Diaz formally ratifies agreement with Gen. Huerta, ending the crisis; Gustavo Madero, brother of deposed president, executed; congress in special session elects Gen. Huerta provisional president of the republic.
 Feb. 20—Members of new Mexican cabinet sworn in.
 Feb. 21—New revolution started in the states of Coahuila, Chihuahua, Zacatecas, San Luis Potosi, Sonora, Nuevo Leon, Sinaloa and Puebla; Venustiano Carranza, governor of Coahuila, leader of revolt.
 Feb. 22—Fifth brigade of second army division ordered by war department in Washington to proceed to Galveston, Tex.
 Feb. 22-23—Francisco I. Madero, president, and Jose Pino Suarez, vice-president, shot to death about midnight of Feb. 22-23; government disclaims all responsibility.
 Feb. 24—Henry Lane Wilson, American ambassador to Mexico, issues statement declaring that violent deaths of Madero and Suarez were with out approval of new government.
 Feb. 26—Gen. Pascual Orozco, Sr., promises allegiance to Huerta government; Gov. Carranza of Coahuila denounces Huerta regime as spurious.
 March 2-4—Clashes between United States cavalrymen and Mexican soldiers on border near Douglas, Ariz.
 March 5—Emilio and Raul Madero, brothers of dead president, arrive at San Antonio, Tex., after narrowly escaping death at the hands of federalists in Mexico.
 March 6—Ambassador Wilson accused of working against the Madero government.
 March 7—Ambassador Wilson offers resignation; President Huerta makes official denial of charge that President Madero and his brother Gustavo were murdered at the instigation of the government.
 March 8—Secretary of State Bryan sends message to Ambassador Wilson congratulating him in the name of the state department for the "very cool, capable and successful manner in which, throughout the recent difficult situation in the City of Mexico, the United States citizens there, the American organizations and especially the United States embassy and its staff have conducted themselves."
 March 10—Reported in Washington that Secretary Bryan signed congratulatory message to Ambassador Wilson without reading it.

March 11—Announcement made that Great Britain will recognize Huerta government; Huerta troops win victory at Parral.

March 12—Gen. Ojeda, federal commander, evacuates Agua Prieta; state of Sinaloa revolts against Huerta.

March 13—Rebels capture Nogales, Sonora.

March 15—Gen. Ojeda defeats rebels at Naco, Sonora.

March 22—Gov. Martin Epinoza of territory of Tepic joins revolutionists.

March 26—Leaders of opposition to Huerta hold conference at Guadalupe, Coahuila, and adopt name of constitutionalists; severe fighting at Cananea.

March 30—Mexico protests against shipment of arms across border by Americans.

April 11—Americans in Mazatlan ask that United States cruiser be sent for their protection.

April 13—Gen. Pedro Ojeda and 300 federal soldiers at Naco, Sonora, cross the border and surrender to United States troops.

May 2—Presidential election in Mexico announced for Oct. 26.

May 8—Constitutionalists, led by Gen. Carranza, control northern part of Mexico with the exception of a few points; situation causing worry to administration in Washington.

May 9—Huerta government reported to be seeking large loan from foreign bankers; President Huerta angry because United States has withheld recognition; says Ambassador Wilson has no standing diplomatically in Mexico.

May 10—Parral captured by constitutionalists.

May 22—Constitutionalists defeat federals near Sacramento, Coahuila.

July 16—Ambassador Wilson summoned to Washington for conference with President Wilson; announcement made that foreign powers were pressing for indication of American attitude toward the disorders in Mexico.

July 26—Ambassador Wilson and president have conference in Washington; Charles B. Dixon, United States immigration inspector, shot by federal soldiers in Juarez, Mex.

Aug. 4—Resignation of Ambassador Wilson accepted to take effect Oct. 14; John Lind, former governor of Minnesota, sent to Mexico as personal representative of President Wilson.

Aug. 10—Mr. Lind arrives in City of Mexico.

Aug. 12—Japanese government refuses to accept Gen. Felix Diaz as special envoy from Mexico.

Aug. 19—President Huerta, through Foreign Secretary Gamboa, rejects all the proposals made by Mr. Lind.

Aug. 26—President Wilson personally reads message before joint session of congress on relations between Mexico and the United States; Americans in Mexico requested to leave that country.

Sept. 6—Lieut. F. Acosta fires at American officers on the Texas side of international bridge at El Paso and is killed; Customs Inspector T. F. Jonah and Immigration Inspector Thomas N. Helfron arrested for shooting.

Sept. 9—Announced at American embassy in Mexico City that negotiations may be resumed.

Sept. 11—Venustiano Carranza reported to be seeking the presidency of Mexico.

Sept. 16—President Huerta in message at opening of Mexican congress deprecates stand taken by American government; says American people are friendly.

Sept. 18—Gen. Felix Diaz asked to return from Europe to Mexico.

Sept. 19—Passenger train dynamited sixty miles south of Saltillo; fifty persons killed.

Sept. 24—Federico Gamboa nominated for presidency and Gen. Eugenio Rascon for the vice-presidency by the catholic party.

Oct. 5—Battle at Santa Rosalio, Chihuahua, reported.

Oct. 7—Piedras Negras occupied by federal troops.

Oct. 10—Gen. Huerta orders arrest of 110 deputies for signing resolutions of warning against him. Both branches of congress suspended.

Oct. 14—Gen. Huerta suspends constitutional guarantees and proclaims himself dictator of republic.

Oct. 26—Presidential and congressional elections take place. Huerta and Blanquet in the lead for president and vice-president.

Oct. 27-28—Gen. Felix Diaz takes refuge on American warship at Vera Cruz; goes to Havana.

Nov. 2—Gen. Huerta notified by President Wilson that he must resign the presidency of Mexico.

Nov. 6—Gen. Felix Diaz stabbed by Carranza sympathizer.

Nov. 9—Gen. Huerta notifies diplomats that the new congress would soon be called into session to pass upon elections.

Nov. 12—President Wilson demands immediate answer to demand that new Mexican congress shall not be installed; Gen. Huerta makes no reply.

Nov. 15—The new Mexican congress begins sessions.

Nov. 25—Juarez captured by rebels.

AMERICAN CAPITAL IN MEXICO.

According to a report made by Consul Letcher at Chihuahua to the state department in 1913 the amount of money invested in Mexico by Americans is more than \$1,000,000,000, classified as follows:

Railway bonds.....	\$408,326,000
Railway stocks.....	235,464,000
Mines.....	223,000,000
National bonds.....	52,000,000
Smelters.....	26,500,000
Bank deposits.....	22,700,000
The oil industry.....	15,900,000
The rubber industry.....	15,000,000
Factories.....	10,800,000
Live stock.....	8,000,000
Timber lands.....	8,100,000
Bank stocks.....	7,850,000

Houses and personal property.....	4,500,000
Insurance.....	4,000,000
Ranches.....	3,150,000
Wholesale stores.....	2,700,000
Retail stores.....	1,650,000
Professional outfits.....	3,600,000
Public institutions.....	1,200,000
Tramways and power plants.....	750,000
Farms.....	950,000
Hotels.....	260,000
Breweries.....	600,000

Small additions of a miscellaneous character bring the total up to \$1,057,770,000. American investments very largely exceed those of any other foreign country.

THE CARNEGIE FOUNDATION FOR THE ADVANCEMENT OF TEACHING.

The Carnegie Foundation for the Advancement of Teaching was founded by Andrew Carnegie in 1905 and incorporated by the congress of the United States in 1906 for the purpose of providing retiring allowances for teachers and officers of universities, colleges and technical schools in the United States, Canada and Newfoundland, and, in general, of advancing the profession of the teacher and the cause of higher education. By the eighth annual meeting of the trustees in 1913, 316 allowances were being paid to teachers and eighty-eight pensions to widows of teachers, the amount of the average allowance being \$1,703.34, the total annual cost be-

ing \$618,120, and the average age of retirement being about 69 years.

In the administration of its endowment, which now amounts to \$15,000,000, the Foundation has restricted its allowances to professors and officers in a list of seventy-three institutions, selected for their educational standing, and has published a series of widely influential reports and bulletins concerning educational conditions. The president of the Foundation is Henry S. Pritchett; its trustees are presidents of universities and colleges and financiers. Further information may be had by addressing the secretary, Clyde Furst, 576 5th avenue, New York.

Sporting Records.

Corrected to Dec. 1, 1913.

BASEBALL SEASON OF 1913.

NATIONAL LEAGUE.

STANDING OF THE CLUBS.

Club.	New York	Philadelphia	Chicago	Pittsburgh	Boston	Brooklyn	Cincinnati	St. Louis	Won.	Percentage
New York	14	14	14	14	14	17	14	101	.664	
Philadelphia	7	9	9	15	13	17	17	88	.583	
Chicago	7	13	13	13	13	16	88	875	.575	
Pittsburgh	8	11	9	10	14	13	78	523	.523	
Boston	8	7	9	11	10	8	16	69	.457	
Brooklyn	8	8	9	8	10	1	9	13	.65	
Cincinnati	5	5	8	8	14	13	10	64	.418	
St. Louis	7	5	6	8	6	7	12	51	.340	
Lost	51	63	65	71	82	84	89	99		

TWENTY LEADING BATSMEN IN 1913.

(Playing in fifty games or more.)

McDonald, Cin.-Bos.	73	155	25	55	67	7	4	.355
Daubert, Brooklyn	139	508	76	178	215	17	25	.350
Miller, Phila.	69	87	9	30	36	0	2	.345
Cravath, Phila.	147	525	78	179	298	11	10	.341
Hyatt, Pittsburgh	63	81	8	27	49	2	0	.333
Viox, Pittsburgh	110	382	47	121	170	15	10	.317
Tinker, Cin.-Ph.	118	414	64	131	208	7	11	.316
Zimmerman, Chi.	127	447	69	140	219	16	18	.313
Meyers, New York	120	378	37	118	155	4	7	.312
Magee, Phila.	138	470	92	144	225	21	28	.306
Wheat, Brooklyn	138	535	64	161	280	11	19	.301
Lober, Phila.	150	573	98	172	243	26	41	.300
Wagner, Pittsb'g	114	413	51	124	159	10	21	.300
Fletcher, N. Y.	136	533	76	160	210	17	32	.297
Marsans, Cin.	118	435	49	129	148	15	37	.297
Titus, Boston	87	269	33	80	113	6	4	.297
Smith, Brooklyn	151	540	70	160	238	22	22	.296
Oakes, St. Louis	147	539	60	158	182	26	22	.293
Snodgrass, N. Y.	141	457	65	133	175	9	27	.291

CHAMPION BATTEES SINCE 1876.

Batter and club.

Average.

1876—Barnes, Chicago	.403
1877—White, Boston	.385
1878—Dairymple, Milwaukee	.389
1879—Anson, Chicago	.407
1880—Gore, Chicago	.365
1881—Anson, Chicago	.393
1882—Brothers, Buffalo	.387
1883—Brothers, Buffalo	.371
1884—O'Rourke, Buffalo	.350
1885—Connor, New York	.371
1886—Kelly, Chicago	.383
1887—Maury, Philadelphia	.343
1888—Anson, Chicago	.343
1889—Brothers, Boston	.313
1890—Luby, Chicago	.342
1891—Hamilton, Boston	.338
1892—Brothers, Boston	.335
1893—Stenzel, Pittsburgh	.409
1894—Duffy, Boston	.438
1895—Burkett, Cleveland	.438
1896—Burkett, Cleveland	.419
1897—Keeler, Baltimore	.417
1898—Keeler, Baltimore	.387
1899—Deleahanty, Philadelphia	.408
1900—Wagner, Pittsburgh	.384
1901—Burkett, St. Louis	.382
1902—Beaumont, Pittsburgh	.367
1903—Wagner, Pittsburgh	.355
1904—Wagner, Pittsburgh	.349
1905—Seymour, Cincinnati	.377
1906—Wagner, Pittsburgh	.339
1907—Wagner, Pittsburgh	.350
1908—Wagner, Pittsburgh	.354
1909—Wagner, Pittsburgh	.341
1910—Magee, Philadelphia	.331

Batter and club.

Average.

1911—Wagner, Pittsburgh	.334
1912—Zimmerman, Chicago	.372
1913—Daubert, Brooklyn	.350

CHAMPIONSHIP RECORD.

Club.	Won.	Lost.	Pct.
1876—Chicago	52	14	.788
1877—Boston	31	17	.648
1878—Boston	41	19	.707
1879—Providence	55	23	.705
1880—Chicago	67	17	.793
1881—Chicago	56	28	.667
1882—Chicago	55	29	.655
1883—Boston	63	35	.643
1884—Providence	84	28	.750
1885—Chicago	87	25	.776
1886—Chicago	90	34	.725
1887—Detroit	79	45	.637
1888—New York	84	47	.649
1889—New York	83	43	.651
1890—Brooklyn	86	43	.667
1891—Boston	87	51	.630
1892—Boston	102	48	.680
1893—Boston	86	44	.662
1894—Baltimore	89	39	.695
1895—Baltimore	87	43	.669
1896—Baltimore	90	39	.698
1897—Boston	93	39	.795
1898—Boston	91	47	.659
1899—Brooklyn	101	47	.682
1900—Brooklyn	82	54	.603
1901—Pittsburgh	90	49	.647
1902—Pittsburgh	103	36	.741
1903—Pittsburgh	91	49	.650
1904—New York	106	47	.693
1905—New York	105	48	.686
1906—Chicago	116	36	.764
1907—Chicago	107	45	.703
1908—Chicago	99	55	.643
1909—Pittsburgh	110	42	.725
1910—Chicago	104	50	.675
1911—New York	109	54	.647
1912—New York	103	48	.682
1913—New York	101	51	.664

AMERICAN LEAGUE.

STANDING OF THE CLUBS.

Club.	Philadelphia	Washington	Cleveland	Boston	Chicago	Detroit	New York	St. Louis	Won.	Percentage
Philadelphia	14	13	11	11	15	17	15	96	.627	
Washington	8	15	16	11	10	16	14	90	.584	
Cleveland	9	7	13	13	14	14	16	86	.566	
Boston	11	6	8	10	13	14	17	79	.527	
Chicago	11	9	11	1	13	11	12	78	.513	
Detroit	7	12	7	9	9	1	11	66	.431	
New York	5	6	8	6	10	11	1	57	.377	
St. Louis	6	8	6	5	10	11	11	57	.373	
Lost	57	64	66	71	74	87	94	96		

TWENTY LEADING BATSMEN IN 1913.

(Playing in fifty games or more.)

	G.	AB.	R.	H.	TB.	SH.	SB.	Pct.
Cobb, Detroit	122	428	70	167	229	11	52	.390
Jackson, Cleveland	148	528	109	197	291	10	26	.373
Speaker, Boston	141	520	94	190	278	16	46	.366
Collins, Phila.	148	534	125	184	236	26	54	.345
Baker, Phila.	149	565	116	190	278	7	33	.336
Lajoie, Cleveland	137	465	66	156	188	12	17	.335
McInnis, Phila.	148	543	79	177	227	25	16	.326
Schaefer, Wash.	52	100	17	32	35	3	6	.320
Gandil, Wash.	147	550	62	175	219	13	21	.318
Crawford, Detroit	153	610	78	193	298	11	13	.316
Strunk, Phila.	93	292	30	89	124	13	14	.305
Milan, Wash.	154	578	89	173	218	20	74	.299
Lewis, Boston	149	551	54	164	219	28	12	.298
Pratt, St. Louis	154	592	59	175	238	18	37	.296
Ryan, Cleveland	73	243	26	72	80	12	9	.296

E.	G. AB.	R.	H.	TB.	SH.	SB.	Pet.
Murphy, Phila.	136	508	105	150	181	9	21
O'Neill, Cleveland	78	294	19	69	83	8	5
Shotton, St. Louis	149	556	107	163	206	7	43
Engle, Boston	143	497	75	144	191	13	27
Hooper, Boston	148	555	109	159	234	14	26

CHAMPION BATTERS SINCE 1900.

	Points.	Pet.
Batter and club.		
1900—Dungan, Kansas City	337	
1901—Lajoie, Philadelphia	422	
1902—Delehanly, Washington	376	
1903—Lajoie, Cleveland	353	
1904—Lajoie, Cleveland	381	
1905—Lajoie, Cleveland	329	
1906—Stone, St. Louis	353	
1907—Cobb, Detroit	330	
1908—Criss, St. Louis	354	
1909—Cobb, Detroit	375	
1910—Cobb, Detroit	375	
1911—Cobb, Detroit	420	
1912—Cobb, Detroit	410	
1913—Cobb, Detroit	390	

CHAMPIONSHIP RECORD.

Club.	Won.	Lost.	Pet.
1900—Chicago	82	53	607
1901—Chicago	83	53	610
1902—Philadelphia	83	53	610
1903—Boston	91	47	659
1904—Boston	95	59	617
1905—Philadelphia	92	56	622
1906—Chicago	93	53	616
1907—Detroit	92	58	613
1908—Detroit	90	63	588
1909—Detroit	98	54	645
1910—Philadelphia	102	48	680
1911—Philadelphia	101	50	669
1912—Boston	105	47	691
1913—Philadelphia	86	57	627

CHALMERS TROPHY WINNERS.

Trophy awarded annually by vote of baseball reporters to best and most valuable player in each of the two major leagues.

- 1911—Frank Schulte, Chicago Nationals.
- Tyrus Cobb, Detroit Americans.
- 1912—Tris Speaker, Boston Americans.
- Larry Doyle, New York Nationals.
- 1913—Walter Johnson, Washington Americans.
- Jake Daubert, Brooklyn Nationals.

BEST PLAYERS IN 1913.

	Points.	Pet.
Johnson (p.), Washington	54	344
Jackson (rf.), Cleveland	43	672
Collins (2b.), Philadelphia	30	469
Speaker (cf.), Boston	26	406
Baker (3b.), Philadelphia	21	325
Gandil (1b.), Washington	14	219
McInnis (ib.), Philadelphia	12	188
Schang (c.), Philadelphia	11	172
Milan (cf.), Washington	8	125
Barry (ss.), Philadelphia	8	125
Lajoie (2b.), Cleveland	7	109
Bush (ss.), Detroit	6	094
Wagner (ss.), Boston	6	094
Russell (p.), Chicago	5	078
Shotton (cf.), St. Louis	5	078
McBride (ss.), Washington	5	073
Scott (p.), Chicago	5	073
Stovall (1b.), St. Louis	5	073
Crawford (cf.), Detroit	5	075
Cobb (cf.), Detroit	3	047
Schalk (c.), Chicago	3	047
Bender (p.), Philadelphia	2	031
Turner (3b.), Cleveland	2	031
O'Neill (c.), Cleveland	1	016
Hooper (rf.), Boston	1	016

NATIONAL LEAGUE.

Daubert (rf.), Brooklyn	50	781
Cravath (1b.), Philadelphia	40	625
Maranville (ss.), Boston	23	359
Mathewson (p.), New York	21	328
Meyers (c.), New York	20	312
Saier (1b.), Chicago	15	234
Cheney (p.), Chicago	12	188
Miller (1b.), Pittsburgh	11	172
Wagner (ss.), Pittsburgh	11	172
Evers (2b.), Chicago	10	156
Seaton (p.), Philadelphia	9	141

	Points.	Pet.
Fletcher (ss.), New York	7	109
Archer (c.), Chicago	6	094
Doolan (ss.), Philadelphia	6	094
Sweeney (2b.), Boston	6	094
Viox (ss.), Pittsburgh	6	094
Doyle (2b.), New York	5	078
Shafer (3b.), New York	5	078
Murray (rf.), New York	4	063
Zimmerman (3b.), Chicago	4	063
Knabe (2b.), Philadelphia	4	063
Adams (p.), Pittsburgh	3	047
Cutshaw (2b.), Brooklyn	3	047
Burns (1f.), New York	2	031
Marsans (rf.), Cincinnati	2	031
Imphries (p.), Chicago	2	031
Brown (p.), Cincinnati	1	016

WORLD'S CHAMPIONSHIP GAMES.

The New York National and the Philadelphia American league baseball teams, champions of their respective associations in 1913, played for the championship of the world with the following result:

IN NEW YORK, OCT. 7.

Philadelphia.	AB.	R.	H.	TB.	BB.	SH.	SB.	P.O.	A.	E.
E. Murphy, rf.	4	0	1	1	0	0	0	2	0	0
O'Dring, 1f.	4	0	1	1	0	0	0	2	0	0
Collins, 2b.	3	3	5	1	0	1	4	6	0	0
Baker, 3b.	4	1	3	6	0	0	0	1	4	0
McInnis, 1b.	3	0	1	2	0	1	0	10	0	0
Strunk, cf.	4	1	0	0	0	0	0	3	0	0
Barry, ss.	4	1	1	2	0	0	0	1	1	1
Schang, c.	4	0	1	3	0	0	0	4	1	0
Bender, p.	4	0	0	0	0	0	0	0	2	0

Total	34	6	11	20	2	1	1	27	14	1
-------	----	---	----	----	---	---	---	----	----	---

IN PHILADELPHIA, OCT. 7.

Philadelphia.	AB.	R.	H.	TB.	BB.	SH.	SB.	P.O.	A.	E.
Shafer, cf.	5	0	1	1	0	0	0	3	0	0
Doyle, 2b.	4	1	2	2	0	0	0	2	2	0
Fletcher, ss.	4	0	2	2	0	0	0	2	2	0
Burns, 1f.	4	0	1	2	0	0	0	3	0	0
Herzog, 3b.	4	0	0	0	0	0	0	1	2	0
Murray, rf.	4	0	2	2	0	0	0	1	0	0
Meyers, c.	4	0	0	0	0	0	0	4	2	0
Merkle, 1b.	4	2	2	2	0	0	0	11	0	0
Marquard, p.	0	0	0	0	0	0	0	1	0	6
Crandall, p.	1	0	0	0	0	0	0	0	0	0
Tesreau, p.	0	0	0	0	0	0	0	0	1	0
*McCormick	1	1	1	1	0	0	0	0	0	0
†McLean	1	0	0	0	0	0	0	0	0	0

Total	36	4	11	12	0	1	0	27	15	0
-------	----	---	----	----	---	---	---	----	----	---

*Batted for Marquard in fifth. †Batted for Tesreau in ninth.

Philadelphia	New York
0 0 0 3 2 0 0 1 0-6	0 0 1 0 2 0 0 0 0-4

Two-base hits—Barry, Burns, McInnis. Three-base hits—Collins, Schang. Home run—Baker. Struck out—By Marquard (Strunk); by Crandall (Bender); by Tesreau (Strunk); by Bender (Burns, Murray, Merkle). Bases on balls—Off Marquard, 1; off Tesreau, 1. Double play—Barry-Collins-McInnis. Hits—Off Marquard, 8 in 5 innings; off Crandall, 3 in 2 innings (none out in eighth). Time—2.06. Umpires—Klem behind bat, Egan on bases, Rigler and Connelly in field.

IN PHILADELPHIA, OCT. 8.

Philadelphia.	AB.	R.	H.	TB.	BB.	SH.	SB.	P.O.	A.	E.
Herzog, 3b.	5	1	0	0	0	0	0	1	4	9
Doyle, 2b.	4	0	0	0	0	0	0	3	5	2
Fletcher, ss.	5	0	2	2	0	0	0	1	3	0
Burns, 1f.	4	0	0	0	1	0	0	4	0	0
Shafer, cf.	5	0	0	0	0	0	0	0	0	0
Murray, rf.	4	0	0	0	0	0	0	0	0	0
McLean, c.	4	0	2	2	0	0	0	5	1	0
Wilson, c.	0	0	0	0	0	0	0	1	0	0
Snodgrass, 1b.	1	0	1	1	0	0	0	1	1	0
White, 1b.	2	0	0	0	0	1	0	13	3	0
Mathewson, p.	3	1	2	2	1	0	0	1	3	0
*Grant	0	1	0	0	0	0	0	0	0	0

Total	37	3	7	7	2	1	0	30	20	2
-------	----	---	---	---	---	---	---	----	----	---

*Ran for McLean in tenth.

Philadelphia.	AB.	R.	H.	TB.	BB.	SH.	SB.	P.O.	A.	E.
F. Murphy, rf.	5	0	0	0	0	0	0	5	0	0
O'Dring, 1f.	5	0	1	1	0	0	0	4	0	0
Collins, 2b.	4	0	1	1	0	1	0	2	2	1

Philadelphia.	AB.	R.	H.	TB.	BB.	SH.	SB.	P.O.	A.	E.
Baker, 3b.....	5	0	2	2	0	0	0	0	0	1
McInnis, 1b.....	4	0	0	0	0	0	0	6	0	0
Strunk, cf.....	3	0	1	1	1	0	0	4	0	0
Barry, ss.....	4	0	1	1	0	0	0	2	1	0
Lapp, c.....	4	0	1	1	0	0	0	7	1	0
Plank, p.....	4	0	1	1	0	0	0	0	2	0

Total.....	33	0	8	8	1	1	0	30	6	2
New York.....	0	0	0	0	0	0	0	0	0	3-3
Philadelphia.....	0	0	0	0	0	0	0	0	0	0-0

Struck out—By Mathewson (Baker, Collins 2, Lapp, McInnis); by Plank (Burns 3, Fletcher, Murray, Witse). Hit by pitcher—By Plank (Doyle). Time—2:22. Umpires—Connolly at plate, Rigler on bases, Egan and Klem in field.

IN NEW YORK, OCT. 9.

Philadelphia.	AB.	R.	H.	TB.	BB.	SH.	SB.	P.O.	A.	E.
E. Murphy, rf.....	5	1	2	2	0	0	0	2	0	0
Oldring, lf.....	5	3	2	2	0	0	1	0	0	0
Collins, 2b.....	5	2	3	5	0	0	1	5	4	0
Baker, 3b.....	4	1	2	2	0	0	1	3	1	0
McInnis, 1b.....	4	0	0	0	0	0	0	9	0	0
Strunk, cf.....	4	0	0	0	0	0	0	1	0	0
Barry, ss.....	4	0	1	1	0	0	0	2	3	0
Schang, c.....	4	1	1	4	0	0	0	5	2	1
Bush, p.....	4	0	1	1	0	0	0	0	1	0

Total.....	39	8	12	17	0	0	3	27	11	1
New York.	AB.	R.	H.	TB.	BB.	SH.	SB.	P.O.	A.	E.
Hertzog, 3b.....	4	0	0	0	0	0	0	1	0	0
Doyle, 2b.....	4	0	1	1	0	0	0	5	1	0
Fletcher, ss.....	2	0	1	1	1	0	1	2	2	1
Burns, lf.....	4	0	0	0	0	0	0	3	0	0
Shafer, cf.....	3	1	1	2	1	0	0	2	0	0
Murray, rf.....	3	1	1	1	1	0	1	4	0	0
McLean, c.....	2	0	1	1	0	0	0	3	1	0
Wilson, c.....	2	0	0	0	0	0	0	3	0	0
Merkle, 1b.....	2	0	0	0	1	0	0	2	0	0
Witse, 1b.....	0	0	0	0	0	0	0	2	0	0
Tesreau, p.....	2	0	0	0	0	0	0	0	0	0
Crandall, p.....	1	0	0	0	0	0	0	0	2	0
*Cooper.....	0	0	0	0	0	0	0	1	0	0

Total.....	29	5	6	4	0	0	3	27	6	1
*Run for McLean in fifth.										
Philadelphia.....	3	2	0	0	0	0	2	1	0-8	
New York.....	0	0	0	0	0	1	0	1	0-2	

Two base hit—Shafer. Three base hit—Collins. Home run—Schang. Struck out—By Tesreau (McInnis, Schang 2); by Crandall (Bush); by Bush (Tesreau, Burns, Wilson). Double plays—Collins-Barry; Bush-Barry-McInnis; Doyle (unassisted); Schang-Collins. Hits—Off Tesreau, 11 in 6 1-3 innings; off Crandall, 1 in 2 2-3 innings. Hit by pitcher—By Bush (Fletcher). Time—2:11. Umpires—Rigler at plate, Connolly on bases, Klem and Egan in field.

IN PHILADELPHIA, OCT. 10.

New York.	AB.	R.	H.	TB.	BB.	SH.	SB.	P.O.	A.	E.
Snodgrass, cf.....	2	0	0	0	0	0	0	2	0	0
Hertzog, 3b.....	2	0	1	1	0	0	0	2	0	0
Doyle, 2b.....	4	0	0	0	0	0	0	2	4	0
Fletcher, ss.....	4	1	0	0	0	0	0	1	0	0
Burns, lf.....	4	2	2	3	0	0	1	2	0	0
Shafer, 3b, cf.....	4	0	1	3	0	0	0	1	0	0
Murray, rf.....	2	1	1	1	1	0	1	2	0	0
McLean, c.....	2	0	2	2	0	0	0	1	1	0
Wilson, c.....	1	0	0	0	0	0	0	1	1	0
Merkle, 1b.....	4	1	1	4	0	0	0	10	1	2
Demaree, p.....	1	0	0	0	0	0	0	0	2	0
Marquard, p.....	1	0	0	0	0	0	0	0	2	0
*Cooper.....	0	0	0	0	0	0	0	0	0	0
†McCormick.....	1	0	0	0	0	0	0	0	0	0
†Crandall.....	1	0	0	0	0	0	0	0	0	0
‡Grant.....	1	0	0	0	0	0	0	0	0	0

Total.....	34	5	8	14	1	0	2	24	11	2
*Run for McLean in fifth. †Batted for Demaree in fifth. ‡Batted for Wilson in ninth. §Batted for Marquard in ninth.										
Philadelphia.	AB.	R.	H.	TB.	BB.	SH.	SB.	P.O.	A.	E.

E. Murphy, rf.....	5	0	0	0	0	0	0	3	0	0
Oldring, lf.....	4	0	2	4	0	0	0	1	0	0
Collins, 2b.....	4	0	0	0	0	0	1	3	3	0
Baker, 3b.....	4	0	0	0	0	0	0	2	0	0
McInnis, 1b.....	4	1	1	1	0	0	0	7	0	0
Strunk, cf.....	2	2	1	1	1	1	0	3	0	0
Barry, ss.....	4	2	3	5	0	0	0	2	2	0

Philadelphia.	AB.	R.	H.	TB.	BB.	SH.	SB.	P.O.	A.	E.
Schang, c.....	2	1	2	2	2	0	0	6	1	0
Bender, p.....	4	0	0	0	0	0	0	0	3	0
Total.....	33	6	9	13	3	1	1	27	9	0
New York.....	0	0	0	0	0	3	2	0	0	-5
Philadelphia.....	0	1	0	3	2	0	0	0	0	*6

Two base hits—Barry 2, Burns. Three base hits—Oldring, Shafer. Home run—Merkle. Struck out—By Bender (Shafer 2, Merkle, Doyle, Wilson); by Marquard (Baker, Oldring). Bases on balls—Off Demaree, 1; off Marquard, 2; off Bender, 1. Hits—Off Demaree, 7 in 4 innings; off Marquard, 2 in 4 innings. Hit by pitcher—By Bender (Murray). Passed ball—McLean. Time—2:09. Umpires—Egan at plate, Klem on bases, Connolly and Rigler in field.

IN NEW YORK, OCT. 11.

Philadelphia.	AB.	R.	H.	TB.	BB.	SH.	SB.	P.O.	A.	E.
E. Murphy, rf.....	3	1	2	2	1	0	0	3	0	0
Oldring, lf.....	4	2	0	0	0	0	0	3	0	0
Collins, 2b.....	3	0	1	1	0	1	0	2	3	0
Baker, 3b.....	4	0	2	2	0	0	0	0	2	0
McInnis, 1b.....	2	0	0	0	0	0	0	14	0	0
Strunk, cf.....	4	0	0	0	0	0	0	2	0	0
Barry, ss.....	4	0	0	0	0	0	0	2	7	0
Schang, c.....	4	0	1	1	0	0	0	1	0	0
Plank, p.....	3	0	0	0	0	0	0	0	1	1

Total.....	31	3	6	6	1	3	0	27	13	1
New York.	AB.	R.	H.	TB.	BB.	SH.	SB.	P.O.	A.	E.
Hertzog, 3b.....	4	0	0	0	0	0	0	1	2	0
Doyle, 2b.....	4	0	0	0	0	0	0	1	7	1
Fletcher, ss.....	3	0	0	0	0	0	0	2	3	0
Burns, lf.....	3	0	0	0	0	0	0	2	0	1
Shafer, cf.....	2	1	0	0	1	0	0	2	0	0
Murray, rf.....	3	0	0	0	0	0	0	2	0	0
McLean, c.....	3	0	1	1	0	0	0	3	1	0
Merkle, 1b.....	3	0	0	0	0	0	0	14	0	0
Mathewson, p.....	2	0	1	1	0	0	0	0	2	0
*Crandall.....	1	0	0	0	0	0	0	0	0	0

Total.....	28	1	2	2	1	0	0	27	15	2
Philadelphia.....	1	0	2	0	0	0	0	0	0-3	
New York.....	0	0	0	1	0	0	0	0	0-1	

*Batted for Mathewson in ninth.
Struck out—By Plank (Hertzog); by Mathewson (Schang 2). Double plays—Collins-Barry-McInnis; Barry-Collins-McInnis. Time—1:39. Umpires—Klem at the plate, Egan on bases, Rigler and Connolly in the field.

SUMMARY.

Games won. Philadelphia, 4; New York, 1. Paid attendance..... 150,992
Total receipts..... \$325,979.50
Players' share..... 135,163.59
Each club's share..... 79,108.83
Commissioner's share..... 32,597.95
Each player on the winning team received \$2,244 and each player on the losing team received \$2,162. The winners received 60 per cent and the losers 40 per cent of the players' share of the receipts at the first four games.

ATTENDANCE AND RECEIPTS BY YEARS.

Year.	Attend- ance.	Receipts.	Players' pool.
1905 (5 games).....	91,033	\$68,405	\$27,391
1906 (6 games).....	99,364	106,550	33,401
1907 (5 games).....	78,063	101,728	54,333
1908 (4 games).....	62,232	94,975	46,173
1909 (5 games).....	145,307	135,875	66,925
1910 (5 games).....	134,222	179,982	79,072
1911 (6 games).....	179,851	342,364	127,910
1912 (8 games).....	252,237	490,833	147,572
1913 (5 games).....	150,992	325,979	135,164

PREVIOUS WORLD'S SERIES.

1903—Games won, Boston Americans, 5; Pittsburgh Nationals, 3. Winning pitchers, Dineen, 3; Young 2; Phillippi, 3.
1905—Games won, New York Nationals, 4; Philadelphia Americans, 1. Winning pitchers, Mathewson 3; McGlintry, 1; Bender, 1.
1906—Games won, Chicago Americans, 4; Chicago Nationals, 2. Winning pitchers, Walsh, 2; White, 1; Altrock, 1; Brown, 1; Reulbach, 1.
1907—Games won, Chicago Nationals, 4; Detroit Americans, 0; draw, 1. Winning pitchers, Brown, 2; Reulbach, 1; Overall, 1.

- 1908—Games won, Chicago Nationals, 4; Detroit Americans, 0. Winning pitchers, Brown, 2; Overall, 1; Reulbach, 1.
 1909—Games won, Pittsburgh Nationals, 4; Detroit Americans, 3. Winning pitchers, Adams, 3; Willis, 1; Mullin, 2; Donovan, 1.
 1910—Games won, Philadelphia Americans, 4; Chicago Nationals, 1. Winning pitchers, Bender, 1; Coombs, 3; Cole, 1.
 1911—Games won, Philadelphia Americans, 4; New York Nationals, 2. Winning pitchers, Plank, 1; Coombs, 1; Bender, 2; Mathewson, 1; Crandall, 1.
 1912—Games won, Boston Americans, 4; New York Nationals, 3; tied game, 1. Winning pitchers, Wood, 2; Bedient, 1; Collins, 1; Marquard, 2; Tesreau, 1.

LONG GAMES IN 1913.

National League—There were twenty-five games of ten innings each, sixteen of eleven innings, seven of twelve innings, six of thirteen innings, four of fourteen innings, one of sixteen innings and one of seventeen.

American League—There were thirty-one games of ten innings each, twelve of eleven innings, eleven of twelve innings, three of thirteen innings, one of fourteen innings and four of fifteen innings.

LONGEST GAMES IN BIG LEAGUES.

AMERICAN LEAGUE.

Twenty-Four Innings.

Sept. 1, 1906—Philadelphia, 4; Boston, 1.

Twenty Innings.

July 4, 1905—Philadelphia, 4; Boston, 2.

Nineteen Innings.

Sept. 27, 1912—Washington, 5; Philadelphia, 4.

Eighteen Innings.

June 25, 1903—Chicago, 6; New York 6 (tie).
 July 19, 1909—Detroit, 0; Washington, 0 (tie).

Seventeen Innings.

Aug. 9, 1900—Milwaukee, 3; Chicago, 2.
 Sept. 21, 1901—Chicago, 1; Boston, 0.
 May 18, 1902—Chicago, 2; St. Louis, 2 (tie).
 July 9, 1902—Philadelphia, 4; Boston, 2.
 Sept. 30, 1907—Detroit, 9; Philadelphia, 9 (tie).
 May 13, 1909—Chicago, 1; Washington, 1 (tie).
 May 25, 1912—Chicago, 5; Detroit, 4.

NATIONAL LEAGUE.

Twenty Innings.

June 30, 1892—Chicago, 7; Cincinnati, 7 (tie).
 Aug. 24, 1961—Chicago, 2; Philadelphia, 1.

Nineteen Innings.

June 22, 1902—Chicago, 3; Pittsburgh, 2.
 July 31, 1912—Pittsburgh, 7; Boston, 6.

Eighteen Innings.

Aug. 17, 1882—Providence, 1; Detroit, 0.
 Aug. 17, 1902—Brooklyn, 7; St. Louis, 7 (tie).
 June 24, 1905—Chicago, 2; St. Louis, 1.

Seventeen Innings.

June 26, 1893—Cincinnati, 5; New York, 5 (tie).
 Aug. 11, 1904—St. Louis, 4; Brooklyn, 3.
 Sept. 18, 1904—Chicago, 2; Cincinnati, 1.
 June 4, 1908—Chicago, 1; Boston, 1 (tie).
 Aug. 22, 1908—Pittsburgh, 1; Brooklyn, 0.
 Sept. 2, 1908—Philadelphia, 3; Brooklyn, 2.
 July 26, 1909—New York, 3; Boston 3 (tie).
 May 28, 1912—Chicago, 8; St. Louis, 7.

IN OTHER LEAGUES.

May 31, 1901—I. I. I. league: Decatur, 2; Bloomington, 1, twenty-six innings.
 Sept. 10, 1911—Pacific Coast league: Portland, 1; Sacramento, 1, twenty-four innings.

RECORD OF NO-HIT GAMES.

1879—Richmond (Worcester) vs. Cleveland.
 1880—Corcoran (Chicago) vs. Boston.
 Galvin (Buffalo) vs. Worcester.
 1882—Corcoran (Chicago) vs. Worcester.
 1883—Radbourne (Providence) vs. Cleveland.
 1884—Daly (Cleveland) vs. Philadelphia.
 1884—Corcoran (Chicago) vs. Providence.
 Galvin (Buffalo) vs. Detroit.
 1885—Clarkson (Chicago) vs. Providence.
 Ferguson (Philadelphia) vs. Providence.
 1887—Seward (Philadelphia) vs. Brooklyn.
 Weyhing (Philadelphia) vs. Baltimore.
 1891—Lovett (Brooklyn) vs. New York.
 Rusie (New York) vs. Brooklyn.

1892—Stivetts (Boston) vs. Brooklyn.
 Jones (Pittsburgh) vs. Cincinnati.
 1893—Hawke (Baltimore) vs. Washington.
 1897—Young (Cleveland) vs. Cincinnati.
 1898—Hughes (Baltimore) vs. Boston.
 Breitenstein (Cincinnati) vs. Pittsburgh.
 Donahue (Philadelphia) vs. Boston.
 1899—Phillippe (Louisville) vs. Washington.
 Willis (Boston) vs. New York.
 1900—Hahn (Cincinnati) vs. Philadelphia.
 1901—Mathewson (New York) vs. St. Louis.
 1902—Callahan (Chicago) vs. Detroit.
 1903—Fraser (Philadelphia) vs. Chicago.
 1904—Young (Boston) vs. Philadelphia.
 Tannehill (Boston) vs. Chicago.
 1905—Mathewson (New York) vs. Chicago.
 Henley (Philadelphia) vs. St. Louis.
 Smith (Chicago) vs. Detroit.
 Dineen (Boston) vs. Chicago.
 1906—Eason (Brooklyn) vs. St. Louis.
 Lush (Philadelphia) vs. Brooklyn.
 1907—Pfeffer (Boston) vs. Cincinnati.
 Maddox (Pittsburgh) vs. Brooklyn.
 1908—Young (Boston) vs. New York.
 Witse (New York) vs. Philadelphia.
 Rucker (Brooklyn) vs. Boston.
 Rhoades (Cleveland) vs. Boston.
 Smith (Chicago) vs. Philadelphia.
 Joss (Cleveland) vs. Chicago.
 1909—None in National or American league.
 1910—Joss (Cleveland) vs. Chicago.
 Bender (Philadelphia) vs. Cleveland.
 1911—Wood (Boston) vs. St. Louis.
 Walsh (Chicago) vs. Boston.
 1912—Mullin (Detroit) vs. St. Louis.
 Hamilton (St. Louis) vs. Detroit.
 Tesreau (New York) vs. Philadelphia.

POST SEASON SERIES (1913).

WORLD'S CHAMPIONSHIP.

	Won.	Lost.	Pct.
Philadelphia (American).....	4	1	.800
New York (National).....	1	4	.200

CHICAGO PENNANT.

White Sox (American).....	4	2	.667
Cubs (National).....	2	4	.333

INTERCITY SERIES.

Cleveland (American).....	4	3	.571
Pittsburgh (National).....	3	4	.429

ST. LOUIS PENNANT.

Browns (American).....	3	3	.500
Cardinals (National).....	3	3	.500

BASEBALL THROWING RECORD.

The world's record for the long distance throwing of a baseball was broken at Cincinnati, O., Oct. 10, 1910, when Sheldon LeJeune of the Evansville (Ind.) club, Central league, threw the sphere 425 feet 5/4 inches. The old record, made in Brooklyn, N. Y., Oct. 15, 1872, by John Hatfield, was 400 feet 7/4 inches.

HIGH PRICES PAID FOR BASEBALL PLAYERS.

1913—Chappell, White Sox.....	\$18,000
1911—Marty O'Toole, Pittsburgh.....	22,500
1910—"Lefty" Russell, Athletics.....	12,000
1910—Fred Hunter, Pittsburgh.....	10,000
1910—Jena Blackburne, White Sox.....	10,000
1908—Rube Marquard, New York.....	11,000
1906—Spke Shannon, New York.....	10,000
1893—Clarkson and Kelly, Boston.....	20,000

STANDING IN OTHER LEAGUES.

INTERNATIONAL LEAGUE.

	W.	L.	Pct.	W.	L.	Pct.	
Newark.....	95	57	.625	Montreal.....	74	77	.490
Rochester... ..	92	62	.597	Providence... ..	69	80	.463
Baltimore... ..	77	73	.513	Toronto.....	70	83	.458
Buffalo.....	78	75	.510	Jersey City... ..	53	101	.344

AMERICAN ASSOCIATION.

Milwaukee... ..	100	67	.599	St. Paul.....	75	87	.463
Minneapolis... ..	97	70	.581	Kansas City... ..	69	98	.413
Louisville... ..	94	72	.566	Toledo.....	69	98	.413
Columbus... ..	93	74	.556	Indianapolis... ..	68	99	.407

FEDERAL LEAGUE.

Indianapolis... ..	74	44	.627	Chicago.....	56	62	.475
Cleveland... ..	64	54	.542	Kansas City... ..	53	65	.449
St. Louis.....	59	60	.496	Pittsburgh... ..	49	71	.408

Op. Pa.		Op. Nav.		Op. Chi.	
May 10—Yale.....	4 2	April 23—Dickinson.....	4 5	April 22—Armour.....	3 2
May 19—Harvard.....	3 1	April 30—Virginia.....	4 10	April 26—Indiana.....	1 5
May 21—Fordham.....	2 3	May 7—Georgetown.....	1 9	April 23—Minnesota.....	7 3
May 24—Michigan.....	0 3	May 14—Mt. St. Mary's.....	0 12	May 6—Armour.....	6 5
May 30—Lehigh.....	3 5	May 21—Notre Dame.....	1 7	May 10—Northwestern.....	4 6
June 4—Columbia.....	0 4	May 31—Army.....	2 1	May 17—Illinois.....	7 8
June 10—Swarthmore.....	2 5	NEW YORK. Op. N.Y.		May 24—Illinois.....	1 2
June 13—Brown.....	6 1	April 5—Princeton.....	15 1	May 31—Wisconsin.....	2 6
June 14—Harvard.....	3 4	May 17—Columbia.....	15 0	ILLINOIS. Op. Ill.	
June 17—Cornell.....	7 3	AMHERST. Op. Am.		April 16—Indiana.....	5 9
June 23—Michigan.....	7 2	April 5—Navy.....	5 0	April 19—Iowa.....	1 6
June 24—Michigan.....	0 1	April 26—Wesleyan.....	3 5	April 22—Arkansas.....	3 5
DARTMOUTH. Op. Dar.		May 3—Harvard.....	5 0	April 26—Northwestern.....	4 3
April 14—Pennsylvania.....	2 6	May 7—Yale.....	14 1	April 29—Purdue.....	1 1
April 16—Army.....	9 5	May 17—Brown.....	12 8	May 2—Northwestern.....	1 5
April 23—Colby.....	1 11	May 30—Williams.....	2 12	May 3—Iowa.....	3 4
April 28—Cornell.....	0 1	June 4—Princeton.....	0 6	May 9—Minnesota.....	3 12
April 29—Syracuse.....	0 8	June 14—Massachusetts.....	4 5	May 10—Wisconsin.....	8 4
May 14—Yale.....	5 4	June 24—Dartmouth.....	3 2	May 16—Wisconsin.....	0 9
May 17—Williams.....	3 2	GEORGETOWN. Op. Geo.		May 17—Chicago.....	8 7
May 30—Holy Cross.....	2 3	March 22—Princeton.....	1 7	May 21—Purdue.....	2 7
May 31—Tufts.....	2 3	March 24—Princeton.....	4 0	May 24—Chicago.....	2 1
June 24—Amherst.....	2 3	April 5—Cornell.....	2 8	INDIANA. Op. Ind.	
WILLIAMS. Op. Wil.		April 7—Cornell.....	3 4	April 16—Illinois.....	9 5
May 7—Army.....	4 14	April 25—Yale.....	3 0	April 18—Iowa.....	2 4
May 14—Princeton.....	8 3	April 28—Virginia.....	8 2	April 24—Wisconsin.....	3 9
May 17—Dartmouth.....	2 3	May 2—Bucknell.....	5 10	April 25—Beloit.....	1 2
May 27—Yale.....	0 2	May 7—Navy.....	9 1	April 26—Chicago.....	5 1
May 31—Amherst.....	12 2	VERMONT. Op. Ver.		May 3—Wisconsin.....	1 5
May 31—Holy Cross.....	5 8	April 19—Yale.....	5 9	May 6—Rose Poly.....	4 5
June 4—Harvard.....	5 1	April 30—Brown.....	10 8	May 10—Ohio State.....	5 6
June 12—Cornell.....	1 9	May 17—Syracuse.....	0 2	May 24—Ohio State.....	5 6
June 14—Wesleyan.....	2 3	June 13—Cornell.....	3 1	May 28—Purdue.....	3 2
HOLY CROSS. Op. H.C.		TUFTS. Op. Tuf.		May 31—De Pauw.....	1 2
March 22—Yale.....	7 4	April 5—Brown.....	3 0	PURDUE. Op. Pnr.	
March 29—Pennsylvania.....	0 4	April 17—Cornell.....	0 2	April 17—Rose Poly.....	6 4
April 19—Cornell.....	4 3	April 30—Yale.....	18 7	April 29—Illinois.....	1 1
April 30—Army.....	3 2	May 15—Syracuse.....	1 3	May 2—Wisconsin.....	4 7
May 10—Harvard.....	5 7	May 31—Dartmouth.....	3 2	May 9—Ohio State.....	4 4
May 17—Yale.....	4 3	June 4—Brown.....	4 3	May 15—Wisconsin.....	9 9
May 28—Brown.....	6 2	CATHOLIC UNIVERSITY. Op. C.U.		May 16—Northwestern.....	6 5
May 30—Dartmouth.....	2 8	May 3—Navy.....	0 4	May 24—Northwestern.....	4 5
May 31—Williams.....	8 5	May 10—Army.....	9 8	May 28—Indiana.....	2 3
June 4—Yale.....	6 5	May 22—Notre Dame.....	9 5	June 5—Chicago.....	4 7
June 11—Harvard.....	2 7	MICHIGAN. Op. Mich.		MINNESOTA. Op. Min.	
CORNELL. Op. Cor.		April 5—U. of Kentucky.....	3 11	April 26—Wisconsin.....	6 4
June 14—Brown.....	0 5	April 7—Georgia.....	3 10	April 28—Chicago.....	3 7
April 5—Georgetown.....	8 2	April 8—Georgia.....	2 2	April 29—Iowa.....	2 3
April 7—Georgetown.....	4 3	April 9—U. of South.....	2 8	May 5—Hamline.....	2 3
April 9—Navy.....	4 0	April 11—Vanderbilt.....	2 14	May 9—Illinois.....	12 3
April 17—Tufts.....	2 0	April 12—Vanderbilt.....	8 7	May 17—Iowa.....	9 6
April 19—Holy Cross.....	3 4	April 16—Alma.....	1 4	May 24—Wisconsin.....	4 9
April 26—Columbia.....	6 1	April 19—Western Reserve.....	3 11	NORTHWESTERN. Op. Nor.	
April 28—Dartmouth.....	1 0	April 23—Georgia.....	3 4	April 16—Loyola.....	1 9
April 30—Lafayette.....	5 4	May 1—Pittsburgh.....	1 6	April 19—Chicago.....	13 1
May 6—Penn State.....	3 6	May 3—Case.....	1 12	April 22—Lake Forest.....	10 10
May 9—Columbia.....	13 5	May 10—Syracuse.....	5 1	April 26—Illinois.....	3 4
May 10—Princeton.....	7 2	May 10—Syracuse.....	1 14	May 2—Illinois.....	5 1
May 14—Michigan.....	6 1	May 14—Cornell.....	2 6	May 8—Ohio State.....	3 5
May 17—Princeton.....	11 4	May 19—Syracuse.....	1 15	May 10—Chicago.....	4 6
May 21—Michigan.....	5 3	May 20—Syracuse.....	8 10	May 16—Purdue.....	5 6
May 24—Yale.....	4 0	May 21—Cornell.....	3 5	May 17—Wisconsin.....	5 3
May 31—Pennsylvania.....	3 4	May 30—Michigan A. C.....	4 5	May 24—Purdue.....	5 4
June 12—Williams.....	3 1	May 31—Michigan A. C.....	2 7	WISCONSIN. Op. Wis.	
June 13—Vermont.....	3 1	June 22—Pennsylvania.....	2 7	April 26—Minnesota.....	4 6
June 14—Yale.....	3 0	NOTRE DAME. Op. N.D.		May 2—Purdue.....	7 4
June 17—Pennsylvania.....	3 7	April 19—Earlham.....	24 1	May 3—Indiana.....	5 4
ARMY. Op. Ar.		April 24—Arkansas.....	3 17	May 10—Illinois.....	4 8
April 5—Dickinson.....	5 2	April 26—Arkansas.....	0 11	May 15—Purdue.....	9 9
April 9—Lafayette.....	5 8	May 1—Ottawa.....	5 8	May 16—Illinois.....	9 0
April 16—Dartmouth.....	5 9	May 2—Ottawa.....	4 7	May 17—Northwestern.....	3 5
April 19—Harvard.....	7 9	May 8—Wash and Jeff.....	1 9	May 24—Minnesota.....	9 4
April 23—Swarthmore.....	9 10	May 17—Beloit.....	1 9	May 31—Chicago.....	6 2
April 26—Penn State.....	13 2	May 19—Penn State.....	3 5	IOWA. Op. Ia.	
April 30—Holy Cross.....	2 3	May 21—Navy.....	7 1	April 16—Chicago.....	12 7
May 3—Virginia.....	3 9	May 22—Catholic U.....	5 9	April 17—Wabash.....	2 3
May 7—Williams.....	14 4	May 23—Fordham.....	3 6	April 18—Indiana.....	4 2
May 10—Catholic U.....	8 9	May 24—Army.....	3 0	April 19—Illinois.....	6 1
May 14—Lehigh.....	5 6	May 26—Colgate.....	0 3	April 21—Coe.....	2 8
May 17—Fordham.....	6 0	May 30—Wabash.....	0 3	May 3—Illinois.....	4 3
May 24—Notre Dame.....	0 3	May 31—Wabash.....	0 3	May 6—Cornell College.....	1 4
May 31—Navy.....	1 2	June 4—Lake Forest.....	7 5	May 10—Ames.....	2 3
June 4—Ursinus.....	2 9	June 7—St. Viator.....	0 16	May 17—Minnesota.....	6 9
NAVY. Op. Nav.		CHICAGO. Op. Chi.		May 22—Nebraska.....	3 7
April 5—Amherst.....	0 5	April 16—Iowa.....	7 12	May 30—Ames.....	5 4
April 9—Cornell.....	0 4	April 19—Northwestern.....	1 13	May 31—Grinnell.....	8 11
April 19—St. John's Col.....	5 0				

OHIO STATE. Op. Ohio.			LAKE FOREST. Op. L.F.			Op. Bel.		
May 8—Northwestern.....	5	3	April 22—Northwestern.....	10	10	May 24—Menmonth.....	1	6
May 9—Purdue.....	4	3	May 2—Knox.....	15	16	May 31—Lake Forest.....	0	1
May 10—Indiana.....	6	5	May 6—Beloit.....	4	3	STANDING OF CONFERENCE TEAMS (1913).		
May 24—Indiana.....	6	5	May 14—Racine.....	11	29	Clubs. W. L. Pct.		
May 30—Ohio U. (a. m.).....	1	7	May 17—Knox.....	2	7	Chicago.....	7	2 .778
May 30—Ohio U. (p. m.).....	0	9	May 24—Lombard.....	0	3	Illinois.....	8	4 .667
WABASH. Op. Wab.			May 31—Beloit.....	1	0	Indiana.....	6	3 .667
April 17—Iowa.....	3	2	June 4—Notre Dame.....	5	7	Purdue.....	5	4 .555
April 22—De Pauw.....	6	3	BELOIT. Op. Bel.			Minnesota.....	3	3 .500
April 26—Rose Poly.....	5	3	April 25—Indiana.....	2	1	Northwestern.....	3	5 .375
April 30—Butler.....	1	9	May 6—Lake Forest.....	3	4	Wisconsin.....	3	6 .333
May 5—De Pauw.....	1	4	May 9—Monmouth.....	2	1	Iowa.....	1	5 .167
May 9—Franklin.....	0	13	May 10—Knox.....	1	4	Ohio.....	0	4 .000
May 31—Notre Dame.....	3	0	May 17—Notre Dame.....	2	1			
June 2—De Pauw.....	5	6						

ARCHERY.

(By Dr. Edward B. Weston, Chicago.)
NATIONAL MEETING.

The thirty-fifth annual meeting of the National Archery Association of the United States was held in Boston, Mass., Aug. 19, 20, 21 and 22, 1913. The shooting took place in Soldier's field, Harvard's athletic grounds. The men's championship, scoring by the point system, was won by Dr. J. W. Doughty of Tacoma, Wash., and the women's championship by Mrs. P. S. Fletcher of Chicago. Boston won the men's team championship, and Newton, Mass., won the women's. The leading scores:

DOUBLE YORK ROUND.		Hits.	Score.
G. P. Bryant, Melrose, Mass.....	176	832	
Dr. J. W. Doughty, Tacoma, Wash.....	178	802	
H. S. Taylor, Chicago, Ill.....	161	697	
Dr. R. P. Elmer, Wayne, Pa.....	150	672	
W. H. Wills, New York city.....	154	652	
Dr. O. L. Hertig, Pittsburgh, Pa.....	159	643	
Will H. Thompson, Seattle, Wash.....	150	618	
C. E. Dallin, Arlington Heights, Mass.....	139	597	
H. B. Richardson, Boston, Mass.....	139	597	
F. W. Clay, Bloomfield, N. J.....	130	568	

DOUBLE AMERICAN ROUND.		Hits.	Score.
Dr. R. P. Elmer, Wayne, Pa.....	170	1,000	
C. E. Dallin, Arlington Heights, Mass.....	165	997	
Dr. O. L. Hertig, Pittsburgh, Pa.....	167	923	
G. P. Bryant, Melrose, Mass.....	169	905	
Dr. C. S. Case, Chicago, Ill.....	163	883	
H. B. Richardson, Boston, Mass.....	160	842	
Dr. J. W. Doughty, Tacoma, Wash.....	164	815	
J. S. Jiles, Pittsburgh, Pa.....	157	825	
Will H. Thompson, Seattle, Wash.....	149	815	
H. S. Taylor, Chicago, Ill.....	157	807	

DOUBLE NATIONAL ROUND.		Hits.	Score.
Mrs. P. S. Fletcher, Chicago, Ill.....	93	377	
Mrs. L. C. Smith, Newton Centre, Mass.....	90	348	
Mrs. B. P. Gray, Newton Centre, Mass.....	76	276	
Miss M. A. Brownell, Brookline, Mass.....	67	263	
Mrs. G. P. Bryant, Melrose, Mass.....	64	238	

DOUBLE COLUMBIA ROUND.		Hits.	Score.
Mrs. P. S. Fletcher, Chicago, Ill.....	114	586	
Mrs. L. C. Smith, Newton Centre, Mass.....	116	574	
Mrs. B. P. Gray, Newton Centre, Mass.....	102	480	
Mrs. E. W. Frenz, Melrose, Mass.....	105	489	
Miss Norma Pierce, Boston, Mass.....	100	464	

MEN'S TEAM ROUND.		Hits.	Score.
Boston.....	328	1,533	
Keystone Club.....	308	1,410	

WOMEN'S TEAM ROUND.		Hits.	Score.
Newton, Mass.....	281	1,093	
Boston, Mass.....	181	741	

FLIGHT SHOOTING.		Hits.	Score.
Dr. R. P. Elmer, Wayne, Pa.....	261 yds., 1 ft.		
Mrs. G. P. Bryant, Melrose, Mass.....	251.4		

The next meeting will be held on the grounds of the Merion Cricket club, Philadelphia. Officers for 1914:
President—Dr. Robert P. Elmer, Wayne, Pa.
Vice-Presidents—Dr. Edward B. Weston, Chicago, Ill.; G. B. Bryant, Melrose, Mass.; Will H. Thompson, Seattle, Wash.
Secretary-Treasurer—Allan C. Hale, Wayne, Pa.
Executive Committee—The officers, with Louis W. Maxson, Washington, D. C.; Burton P. Gray, Boston, Mass.; T. Truxton Hare, Radnor, Pa.; E. Earl Trout, Wayne, Pa.

PRE-OLYMPIC GAMES.

Chicago, July 3, 4, 5, 1913. Range in Grant park.
DOUBLE AMERICAN ROUND.

	Hits.	Score.
Z. J. Rendtorff, Lake Forest, Ill.....	179	1,169
H. S. Taylor, Chicago, Ill.....	171	1,009
G. L. Nichols, Chicago, Ill.....	165	911
J. H. Pendry, Chicago, Ill.....	147	935
H. L. Walker, Chicago, Ill.....	155	721
Dr. C. S. Case, Kenilworth, Ill.....	141	699

DOUBLE YORK ROUND.		Hits.	Score.
E. J. Rendtorff, Lake Forest, Ill.....	209	989	
H. S. Taylor, Chicago, Ill.....	175	699	
H. L. Walker, Chicago, Ill.....	122	504	
G. L. Nichols, Chicago, Ill.....	107	457	

DOUBLE COLUMBIA ROUND.		Hits.	Score.
Mrs. P. S. Fletcher, Chicago, Ill.....	110	570	
Mrs. Witver-Taylor, Chicago, Ill.....	113	556	
Ericella Williams, Chicago, Ill.....	54	162	

DOUBLE NATIONAL ROUND.		Hits.	Score.
Mrs. P. S. Fletcher, Chicago, Ill.....	71	341	
Mrs. Witver-Taylor, Chicago, Ill.....	53	185	
Ericella Williams, Chicago, Ill.....	12	56	

MEN'S TEAM ROUND.		Hits.	Score.
E. J. Rendtorff.....	94	562	
G. L. Nichols.....	88	468	
H. L. Walker.....	85	395	
H. W. Bishop.....	69	339	
		336	1,764

EASTERN ARCHERY ASSOCIATION.

Met on July 4, at Wayne, Pa., and shot a double American round.

R. P. Elmer, Wayne, Pa.....	174	1,032
A. C. Hale, Wayne, Pa.....	166	896
O. L. Hertig, Pittsburgh, Pa.....	165	837
J. S. Jiles, Pittsburgh, Pa.....	157	829
B. P. Gray, Newton Centre, Mass.....	160	798
J. Duff, Jersey City, N. J.....	146	783
C. E. Dallin, Arlington Heights, Mass.....	144	726
J. M. Manser, Laury's Station, Pa.....	150	720
F. U. Clay, Bloomfield, N. J.....	138	603

PEDESTRIANISM.

EDWARD P. WESTON'S LONG WALKS.

Starting from New York, N. Y., June 2, 1913, Edward Payson Weston, 75 years old, walked to Minneapolis, Minn., arriving there Aug. 2. His route took him through New Jersey, Pennsylvania, New York, Ohio, Indiana, Illinois, Wisconsin and Minnesota. The distance covered was 1,546 miles. He did not walk on Sundays.

Weston in 1867 walked from Portland, Me., to Chicago, Ill., in 25 days 22 hours. In 1907 he covered the same distance of 1,230 miles in 24 days 19 hours. In 1909 he walked from New York to San Francisco, starting March 15 and arriving at his destination July 14. The distance covered was 3,975 miles. His route was by way of Chicago, St. Louis, Kansas City, Denver, Ogden and Reno. In 1910 he walked from Los Angeles, Cal., to New York, N. Y., in seventy-seven days, following the Santa Fe road to Chicago and the New York Central from there to New York. The total distance was 3,483 miles.

SAMUEL A. DEBS' WALK.

Samuel A. Debs left New York, N. Y., June 9, 1913, and walked to Minneapolis, Minn., arriving there July 21. His route was about 1,600 miles long.

FOOTBALL RESULTS IN 1913.

HARVARD. Op. Har.	
Sept. 27—Maine	0 34
Oct. 4—Bates	0 14
Oct. 11—Williams	3 23
Oct. 18—Holy Cross	7 47
Oct. 25—Penn State	0 29
Nov. 1—Cornell	0 23
Nov. 8—Princeton	0 3
Nov. 15—Brown	0 37
Nov. 22—Yale	5 15

YALE. Op. Yale.	
Sept. 24—Wesleyan	0 21
Sept. 27—Holy Cross	0 10
Oct. 4—Maine	0 0
Oct. 11—Lafayette	0 27
Oct. 18—Lehigh	0 37
Oct. 25—Wash. Jeff.	0 0
Nov. 1—Colgate	16 6
Nov. 8—Brown	0 17
Nov. 15—Princeton	3 3
Nov. 22—Harvard	15 5

PRINCETON. Op. Pr.	
Sept. 27—Rutgers	3 14
Oct. 4—Fordham	0 69
Oct. 11—Bucknell	6 28
Oct. 18—Syracuse	0 13
Oct. 25—Dartmouth	6 0
Nov. 1—Holy Cross	0 54
Nov. 8—Harvard	3 0
Nov. 15—Yale	3 3

CORNELL. Op. Cor.	
Sept. 24—Ursinus	0 41
Sept. 27—Colgate	0 0
Oct. 4—Oberlin	12 37
Oct. 11—Carlisle	7 0
Oct. 18—Bucknell	7 10
Oct. 25—Pittsburgh	20 7
Nov. 1—Harvard	23 6
Nov. 8—Michigan	17 0
Nov. 15—Lafayette	3 10
Nov. 22—Pennsylvania	0 21

PENNSYLVANIA. Op. Pa.	
Sept. 27—Gettysburg	0 53
Oct. 4—Lafayette	0 10
Oct. 11—Swarthmore	0 20
Oct. 18—Brown	0 28
Oct. 25—Carlisle	7 7
Nov. 1—Penn State	0 17
Nov. 8—Dartmouth	34 21
Nov. 15—Michigan	13 0

CARLISLE. Op. Car.	
Sept. 27—W. Va. Wesleyan	0 25
Oct. 4—Lehigh	7 21
Oct. 11—Cornell	0 7
Oct. 18—Bucknell	7 10
Oct. 25—Pittsburgh	20 7
Nov. 1—Georgetown	0 34
Nov. 8—Johns Hopkins	0 61
Nov. 15—Dartmouth	10 35
Nov. 22—Syracuse	27 35
Nov. 26—Brown	0 13

BROWN. Op. Br.	
Oct. 11—Ursinus	0 6
Oct. 18—Pennsylvania	28 0
Oct. 25—Springfield	6 26
Nov. 1—Vermont	0 19
Nov. 8—Yale	17 0
Nov. 15—Harvard	37 0
Nov. 26—Carlisle	13 0

WILLIAMS. Op. Wil.	
Sept. 27—Rensselaer	0 14
Oct. 4—Vermont	0 20
Oct. 11—Harvard	23 3
Oct. 18—Dartmouth	48 6
Oct. 25—New York U.	0 23
Nov. 1—Spartan Y.M.C.A.	0 0
Nov. 8—Wesleyan	6 0
Nov. 15—Amherst	12 0

DARTMOUTH. Op. Dar.	
Sept. 27—Mass. Aggies	3 13
Oct. 4—Colby	0 53
Oct. 11—Vermont	7 33
Oct. 18—Williams	6 48
Oct. 25—Princeton	0 6
Nov. 1—Amherst	7 21
Nov. 8—Pennsylvania	21 34
Nov. 15—Carlisle	35 10

ARMY. Op. Army.	
Oct. 4—Stevens Inst.	0 34
Oct. 11—Rutgers	0 29
Oct. 18—Colgate	6 7
Oct. 25—Tufts	0 2
Nov. 1—Notre Dame	35 13
Nov. 8—Albright	0 77
Nov. 15—Villa Nova	0 55
Nov. 22—Springfield	7 14
Nov. 29—Navy	9 22

NAVY. Op. Navy.	
Oct. 4—Pittsburgh	0 0
Oct. 11—Georgetown	0 23
Oct. 18—Dickinson	0 29
Oct. 25—Maryland Aggies	0 76
Nov. 1—Lehigh	0 39
Nov. 8—Bucknell	7 70
Nov. 15—Penn State	0 10
Nov. 22—New York	0 43
Nov. 29—Army	22 9

AMHERST. Op. Am.	
Sept. 27—R. Island State	0 10
Oct. 4—Colgate	21 6
Oct. 11—Springfield T. S.	20 6
Oct. 18—Trinity	14 0
Oct. 25—Wesleyan	9 0
Nov. 1—Dartmouth	21 7
Nov. 8—Worcester	0 38
Nov. 15—Williams	0 12

SYRACUSE. Op. Syr.	
Oct. 4—Hamilton	0 18
Oct. 11—Rochester	0 6
Oct. 18—Princeton	13 0
Oct. 25—Western Reserve	0 36
Nov. 1—Michigan	43 7
Nov. 8—New York	0 48
Nov. 15—Colgate	35 13
Nov. 22—Carlisle	35 27
Nov. 26—St. Louis	0 74

CHICAGO. Op. Chi.	
Oct. 4—Indiana	7 21
Oct. 18—Iowa	6 23
Oct. 25—Purdue	0 6
Nov. 1—Illinois	7 28
Nov. 8—Northwestern	0 14
Nov. 15—Minnesota	7 13
Nov. 22—Wisconsin	0 19

WISCONSIN. Op. Wis.	
Oct. 4—Lawrence	7 58
Oct. 11—Marquette	0 13
Oct. 18—Purdue	7 7
Oct. 25—Mich. Aggies	12 7
Nov. 1—Minnesota	21 3
Nov. 8—Ohio State	0 12
Nov. 22—Chicago	19 0

MINNESOTA. Op. Min.	
Sept. 27—S. Dakota	0 14
Oct. 4—Ames	0 25
Oct. 18—Nebraska	7 0
Oct. 25—N. Dakota	0 30
Nov. 1—Wisconsin	3 21
Nov. 15—Chicago	13 7
Nov. 22—Illinois	9 19

ILLINOIS. Op. Ill.	
Oct. 4—Kentucky	0 21
Oct. 11—Missouri	7 24
Oct. 18—Northwestern	0 37
Oct. 25—Indiana	0 10
Nov. 1—Chicago	28 7
Nov. 15—Purdue	0 0
Nov. 22—Minnesota	19 9

NORTHWESTERN. Op. Nor.	
Oct. 4—Lake Forest	0 10
Oct. 11—Purdue	34 0
Oct. 18—Illinois	37 0
Oct. 25—Iowa	78 6
Nov. 8—Chicago	14 0
Nov. 22—Ohio	58 0

NEBRASKA. Op. Neb.	
Oct. 4—Washburn	0 19
Oct. 11—Kansas A. C.	6 24
Oct. 18—Minnesota	0 7
Oct. 25—Haskell Indians	6 7
Nov. 1—Ames	9 18
Nov. 8—Neb. Wesleyan	7 42
Nov. 15—Kansas	0 9
Nov. 22—Iowa	0 12

PURDUE. Op. Pur.	
Oct. 4—Wabash	0 26
Oct. 11—Northwestern	0 34
Oct. 18—Wisconsin	7 7
Oct. 25—Chicago	6 0
Nov. 8—Rose Poly	0 62
Nov. 15—Illinois	0 0
Nov. 22—Indiana	7 42

IOWA. Op. Ia.	
Oct. 4—Normal	3 45
Oct. 11—Cornell Col.	0 78
Oct. 18—Chicago	23 6
Oct. 25—Northwestern	6 78
Nov. 8—Indiana	0 60
Nov. 15—Ames	7 45
Nov. 22—Nebraska	12 0

INDIANA. Op. Ind.	
Sept. 27—De Pauw	3 48
Oct. 4—Chicago	21 7
Oct. 25—Illinois	0 0
Nov. 1—Ohio State	6 7
Nov. 8—Iowa	60 0
Nov. 15—Northwestern	20 21
Nov. 22—Purdue	42 7

OHIO STATE. Op. Ohio	
Oct. 4—O. Wesleyan	0 58
Oct. 11—Western Reserve	8 14
Oct. 18—Oberlin	0 0
Nov. 1—Indiana	7 6
Nov. 8—Miami	44 6
Nov. 15—Case	0 18
Nov. 22—Wooster	7 6

MICHIGAN. Op. Mich.	
Oct. 4—Case	0 43
Oct. 11—Mount Union	0 14
Oct. 18—Mich. Aggies	12 7
Oct. 25—Vanderbilt	2 33
Nov. 1—Syracuse	7 43
Nov. 8—Cornell	0 17
Nov. 15—Pennsylvania	0 13

NOTRE DAME. Op. N.D.	
Oct. 4—Ohio Northern	0 87
Oct. 18—South Dakota	7 39
Nov. 1—Army	7 25
Nov. 7—Penn State	7 14
Nov. 22—Christian	7 20
Nov. 26—Texas	7 29

MICHIGAN AGGIES. Op. M.A.	
Oct. 4—Olivet	0 26
Oct. 18—Michigan U.	7 12
Oct. 25—Wisconsin	7 12
Nov. 8—Mt. Union	7 13
Nov. 15—S. Dakota	7 19

FOOTBALL ACCIDENTS.					
[Compiled by the Chicago Record-Herald.]					
	In-Dead.	In-Dead.	In-Dead.		
	jur.	jur.	jur.		
1902	15	106	1908	11	304
1903	14	63	1909	30	216
1904	14	276	1910	22	499
1905	24	200	1911	11	178
1906	14	160	1912	13	183
1907	15	166	1913	14	175

MOTORING.

[Compiled by C. G. Sinsabaugh.]

Outside of road racing there wasn't much to motor competitions in this country in 1913, and there were even fewer road races than in 1912. American makers have found that it costs a pretty penny to pay the racing piper, and wherever possible they have dodged the issue, leaving to a few sportsmen, who like to see their cars in the classics, and to free lance drivers the responsibility of maintaining the honor of motor sport in this country. It isn't that the great American public does not care for road races and the like—far from it, as was shown when 80,000 spectators watched the running of the last 500 mile race on the Indianapolis speedway and returned the promoters a profit which has been estimated at around \$200,000. And Indianapolis was no exception to the rule either; speed events elsewhere were supported on a liberal scale. But it is the maker who feels the pinch and in consequence the sport lacks his support because of the cost.

The 500 mile speedway race, run May 30, again was the feature event of the season. It was made remarkable by the competition for the first time of the foreigners and it was a European car, driven by a French driver, who pulled down the long end of the purse, Jules Goux in a Peugeot writing his name on the roll of honor on which had been previously inscribed the names of Ray Harroun and the Marmon in 1911 and Joe Dawson and the National in 1912. There was some satisfaction, however, in the fact that the invaders failed to break Dawson's 500 mile record, made the year before.

As for road racing, the Elgin meet of the Chicago Automobile club was the bright light, made all the more prominent through the failure of the Savannah Automobile club to put on the Vanderbilt and Grand Prix as the Georgians had contracted to do. Their excuse for failure to stage the classics was that road racing no longer was sport—it was commercialized, and when the racing men refused to pay the Georgians big entry fees Savannah called off the meet. But the road speed carnivals at Elgin, San Diego, Santa Monica and Tacoma all made money and led the critics to take Savannah's excuse with a grain of salt.

Despite the fact that the speed in the 1913 road races was faster on the average than ever before, no one was able to disturb the world's mark of 78.7 miles an hour, made in 1911 by Teddy Tetzlaff in a Fiat on the Santa Monica course. The fastest American road race was at Corona, where Earl Cooper in a Stutz won at 74.63 miles an hour. This was not as fast as the foreign best, Bablot in a Delage doing 77 miles per hour at Le Mans, France. This was one of the minor European races, the feature being the French Grand Prix at Amiens, where Bollot in a Peugeot won, with Goux, his team mate and the Indianapolis winner, a good second.

Many world's records were broken on the two and three-quarter mile speedway at Brooklands,

England. Probably the sensation of the year was the feat of actually driving 100 miles in the hour, which was accomplished by Percy Lambert, an Englishman, driving the earl of Shrewsbury's Talbot. Lambert did 103 miles 114 yards in the hour, only to lose the record two months later to Goux and the Peugeot, the record being raised to 106 miles 387 yards. In October even this remarkable record was beaten, Coataleu's twelve cylinder Sunbeam doing 107 miles 1,672 yards. Lambert tried to regain his laurels late in October, but met his death in doing it. He had smashed the world's fifty mile record, traveling at the rate of 111 miles an hour, and two days later tackled the hour record. He was traveling at 114 miles per hour when a burst tire sent him over the bank, death resulting.

Besides the one-hour record, the Englishmen were most persistent in their attacks on the twelve-hour record. May 28, at Brooklands, Scott and Hornsted in an Argyl drove 914 miles 640 yards in the journey once around the clock. Oct. 10, Guinness, Resta and Chassaigne, in the twelve-cylinder Sunbeam, broke even this, going to 1,078 miles 460 yards.

No attempts were made on the world's straight-away mile record, held by Bob Burman and made at Daytona, Fla. The 1 mile dirt track record, though, was dropped by Barney Oldfield in his front driving Christie, the veteran turning the distance in :46½ at Bakersfield, Cal., April 28.

In picking champions the critics give the American honors to Earl Cooper of Los Angeles, driver of a Stutz, who started in six road races, winning five of them and finishing second in the other. On the other side of the Atlantic there is no disputing the claims of Georges Bollot, who won the championship in 1912. Bollot captured the 1913 Grand Prix at Amiens and again came to the front in the three liter or small car race at Boulogne, Goux running second both times.

In comparison with previous years there were few reliability runs in this country and even fewer hill climbs. The historic Glidden was repeated, but it was far from being the classic it used to be. The Glidden ran from Minneapolis to Glacier Park, Mont., the rules being so elastic that all that was required of the cars was that they make the various controls on time to preserve their perfect scores. The Glidden trophy itself went to the Metz team; a Hupmobile won the Anderson trophy and the A. A. A. trophy was captured by Dr. J. D. Park in a 1907 Locomobile.

A feature of the year in a record breaking way was the feat of S. G. Averill driving an air cooled Franklin, who astonished the world by covering 83.5 miles on one gallon of gasoline. When one remembers that the average motorist is delighted with sixteen or seventeen miles to the gallon, Averill's work is all the more astounding. The drive was made on Long Island and the car was built with this record breaking in view, it is said, in the way of light weight, absence of friction, etc.

AMERICAN ROAD RACES IN 1913.

Race.	Distance.
Elgin National, Elgin, Ill.	301.68
Chicago Automobile club cup, Elgin, Ill.	301.68
Corona free for all, Corona, Cal.	301.81
Corona medium car, Corona, Cal.	251.97
Corona light car, Corona, Cal.	192.45
San Diego free for all, San Diego, Cal.	190
San Diego free for all, San Diego, Cal.	200
San Diego 231-300 class, San Diego, Cal.	100
Santa Monica free for all, Santa Monica, Cal.	445.2
Albuquerque free for all, Albuquerque, N. M.	130
Potlach trophy, Tacoma, Wash.	200
Intercity cup, Tacoma, Wash.	200
Montamaramon cup, Tacoma, Wash.	250
Los Angeles-Phoenix desert race.	564
El Paso-Phoenix desert race.	517
Los Angeles-Sacramento.	443.6

FOREIGN ROAD

French Grand Prix, Amiens.	569
French Grand Prix, Le Mans.	336
Targa Florio, Sicily.	620
Coupe de l'Auto, Boulogne, France.	388

Driver and car.

Driver and car.	Average M. P. H.
G. Anderson, Stutz.	71.5
R. De Palma, Mercer.	66.8
E. Cooper, Stutz.	74.63
E. Cooper, Stutz.	75.03
C. Waterman, Buick.	63.15
W. Hill, Fiat.	47.69
C. Carlson, Benz.	59.11
Campbell, Buick.	51.02
E. Cooper, Stutz.	73.77
Sperry, Overland.	73.77
E. Cooper, Stutz.	71.07
Parsons, Stutz.	71.07
E. Cooper, Stutz.	70.71
O. Davis, Locomobile.	69.94
J. Newkirk, Simplex.	64.08
Verbeck, Fiat.	39.39

RACES IN 1913.

Bollot, Peugeot.	72.03
Bablot, Delage.	77
Nazzaro, Nazzaro.	31.83
Bollot, Peugeot.	63.25

FOOTBALL RESULTS IN 1913.

HARVARD. Op. Har.

Sept. 27—Maine	0	34
Oct. 4—Bates	0	14
Oct. 11—Williams	3	23
Oct. 18—Holy Cross	7	47
Oct. 25—Penn State	0	29
Nov. 1—Cornell	0	23
Nov. 8—Princeton	0	3
Nov. 15—Brown	0	37
Nov. 22—Yale	5	15

YALE. Op. Yal.

Sept. 24—Wesleyan	0	21
Sept. 27—Holy Cross	0	10
Oct. 4—Maine	0	0
Oct. 11—Lafayette	0	27
Oct. 18—Lehigh	0	37
Oct. 25—Wash. Jeff.	0	6
Nov. 1—Colgate	16	6
Nov. 8—Brown	0	17
Nov. 15—Princeton	3	3
Nov. 22—Harvard	15	5

PRINCETON. Op. Pr.

Sept. 27—Rutgers	0	69
Oct. 4—Fordham	0	13
Oct. 11—Bucknell	6	28
Oct. 18—Syracuse	0	18
Oct. 25—Dartmouth	6	0
Nov. 1—Holy Cross	0	54
Nov. 8—Harvard	3	0
Nov. 15—Yale	3	3

CORNELL. Op. Cor.

Sept. 24—Ursinus	0	41
Sept. 27—Colgate	0	0
Oct. 4—Oberlin	12	37
Oct. 11—Carnegie	7	0
Oct. 18—Bucknell	7	10
Oct. 25—Pittsburgh	20	7
Nov. 1—Harvard	23	6
Nov. 8—Michigan	17	0
Nov. 15—Lafayette	3	10
Nov. 22—Pennsylvania	0	21

PENNSYLVANIA. Op. Pa.

Sept. 27—Gettysburg	0	53
Oct. 4—Lafayette	0	10
Oct. 11—Swarthmore	0	20
Oct. 18—Brown	0	28
Oct. 25—Carlisle	7	7
Nov. 1—Penn State	0	17
Nov. 8—Dartmouth	34	21
Nov. 15—Michigan	13	0

CARLISLE. Op. Car.

Sept. 27—W. Va. Wesleyan	0	25
Oct. 4—Lehigh	7	21
Oct. 11—Cornell	0	7
Oct. 18—Bucknell	7	10
Oct. 25—Pittsburgh	20	7
Nov. 1—Georgetown	0	34
Nov. 8—Johns Hopkins	0	61
Nov. 15—Dartmouth	10	35
Nov. 22—Syracuse	27	35
Nov. 26—Brown	0	13

BROWN. Op. Br.

Oct. 11—Ursinus	0	6
Oct. 18—Pennsylvania	28	0
Oct. 25—Springfield	6	26
Nov. 1—Vermont	0	19
Nov. 8—Yale	17	0
Nov. 15—Harvard	37	0
Nov. 22—Carlisle	13	0

WILLIAMS. Op. Wit.

Sept. 27—Rensselaer	0	14
Oct. 4—Vermont	0	20
Oct. 11—Harvard	23	3
Oct. 18—Dartmouth	48	6
Oct. 25—New York U.	0	23
Nov. 1—Spg'f'd Y.M.C.A.	6	0
Nov. 8—Wesleyan	0	0
Nov. 15—Amherst	12	0

DARTMOUTH. Op. Dar.

Sept. 27—Mass. Aggies	3	13
Oct. 4—Colby	0	53
Oct. 11—Vermont	7	33
Oct. 18—Williams	6	48
Oct. 25—Princeton	0	6
Nov. 1—Amherst	7	21
Nov. 8—Pennsylvania	21	34
Nov. 15—Carlisle	35	10

ARMY. Op. Army.

Oct. 4—Stevens Inst.	0	34
Oct. 11—Rutgers	0	29
Oct. 18—Colgate	6	7
Oct. 25—Tufts	0	2
Nov. 1—Notre Dame	35	13
Nov. 8—Albright	0	77
Nov. 15—Villa Nova	0	55
Nov. 22—Springfield	9	14
Nov. 29—Navy	7	22

NAVY. Op. Navy.

Oct. 4—Pittsburgh	0	0
Oct. 11—Georgetown	0	23
Oct. 18—Dickinson	0	29
Oct. 25—Maryland Aggies	0	76
Nov. 1—Lehigh	0	39
Nov. 8—Bucknell	7	70
Nov. 15—Penn State	0	10
Nov. 22—New York	0	43
Nov. 29—Army	22	9

AMHERST. Op. Am.

Sept. 27—R. Island State	0	10
Oct. 4—Colgate	21	0
Oct. 11—Springfield T. S.	20	6
Oct. 18—Trinity	14	0
Oct. 25—Wesleyan	9	0
Nov. 1—Dartmouth	21	7
Nov. 8—Worcester	0	38
Nov. 15—Williams	0	12

SYRACUSE. Op. Syr.

Oct. 4—Hamilton	0	18
Oct. 11—Rochester	0	6
Oct. 18—Princeton	13	0
Oct. 25—Western Reserve	0	36
Nov. 1—Michigan	43	7
Nov. 8—New York	0	48
Nov. 15—Colgate	35	13
Nov. 22—Carlisle	35	27
Nov. 26—St. Louis	0	74

CHICAGO. Op. Chi.

Oct. 4—Indiana	7	21
Oct. 18—Iowa	6	23
Oct. 25—Purdue	0	6
Nov. 1—Illinois	7	28
Nov. 8—Northwestern	0	14
Nov. 15—Minnesota	7	13
Nov. 22—Wisconsin	0	19

WISCONSIN. Op. Wis.

Oct. 4—Lawrence	7	58
Oct. 11—Marquette	0	13
Oct. 18—Purdue	7	7
Oct. 25—Mich. Aggies	12	7
Nov. 1—Minnesota	21	3
Nov. 8—Ohio State	0	12
Nov. 22—Chicago	19	0

MINNESOTA. Op. Min.

Sept. 27—S. Dakota	0	14
Oct. 4—Ames	0	25
Oct. 18—Nebraska	7	0
Oct. 25—N. Dakota	0	30
Nov. 1—Wisconsin	3	21
Nov. 15—Chicago	13	7
Nov. 22—Illinois	9	19

ILLINOIS. Op. Ill.

Oct. 4—Kentucky	0	21
Oct. 11—Missouri	7	24
Oct. 18—Northwestern	0	37
Oct. 25—Indiana	0	10
Nov. 1—Chicago	28	7
Nov. 15—Purdue	0	0
Nov. 22—Minnesota	19	9

NORTHWESTERN. Op. Nor.

Oct. 4—Lake Forest	0	10
Oct. 11—Purdue	34	0
Oct. 18—Illinois	37	0
Oct. 25—Iowa	78	6
Nov. 8—Chicago	14	0
Nov. 22—Ohio	58	0

NEBRASKA. Op. Neb.

Oct. 4—Washburn	0	19
Oct. 11—Kansas A. C.	6	24
Oct. 18—Minnesota	0	7
Oct. 25—Haskell Indians	6	7
Nov. 1—Ames	9	18
Nov. 8—Neb. Wesleyan	7	42
Nov. 15—Kansas	0	9
Nov. 22—Iowa	0	12

PURDUE. Op. Pur.

Oct. 4—Wabash	0	26
Oct. 11—Northwestern	0	34
Oct. 18—Wisconsin	7	7
Oct. 25—Chicago	6	0
Nov. 8—Rose Poly	0	62
Nov. 15—Illinois	0	0
Nov. 22—Indiana	7	42

IOWA. Op. Ia.

Oct. 4—Normal	3	45
Oct. 11—Cornell Col.	0	79
Oct. 18—Chicago	23	6
Oct. 25—Northwestern	6	78
Nov. 8—Indiana	0	60
Nov. 15—Ames	7	45
Nov. 22—Nebraska	12	0

INDIANA. Op. Ind.

Sept. 27—De Pauw	3	48
Oct. 4—Chicago	21	7
Oct. 25—Illinois	0	0
Nov. 1—Ohio State	6	7
Nov. 8—Iowa	60	0
Nov. 15—Northwestern	20	21
Nov. 22—Purdue	42	7

OHIO STATE. Op. Ohio

Oct. 4—O. Wesleyan	0	58
Oct. 11—Western Reserve	8	14
Oct. 18—Oberlin	0	0
Nov. 1—Indiana	7	6
Nov. 8—Miami	44	6
Nov. 15—Case	0	18
Nov. 22—Wooster	7	6

MICHIGAN. Op. Mich.

Oct. 4—Case	0	48
Oct. 11—Mount Union	0	14
Oct. 18—Mich. Aggies	12	7
Oct. 25—Vanderbilt	2	33
Nov. 1—Syracuse	7	43
Nov. 8—Cornell	0	17
Nov. 15—Pennsylvania	0	13

NOTRE DAME. Op. N.D.

Oct. 4—Ohio Northern	0	57
Oct. 18—South Dakota	7	20
Nov. 1—Army	13	35
Nov. 7—Penn State	7	14
Nov. 22—Christian	7	20
Nov. 26—Texas	7	29

MICHIGAN AGGIES. Op. M.A.

Oct. 4—Olivet	0	26
Oct. 18—Michigan U.	7	12
Oct. 25—Wisconsin	7	13
Nov. 8—Mt. Union	7	13
Nov. 15—S. Dakota	7	19

FOOTBALL ACCIDENTS. [Compiled by the Chicago Record-Herald.]

In-Dead.		In-Jured.			
1902	15	106	1908	11	304
1903	14	63	1909	30	216
1904	14	276	1910	22	499
1905	24	200	1911	11	178
1906	14	160	1912	13	183
1907	15	166	1913	14	175

MOTORING.

[Compiled by C. G. Sinsabaugh.]

Outside of road racing there wasn't much to motor competitions in this country in 1913, and there were even fewer road races than in 1912. American makers have found that it costs a pretty penny to pay the racing piper, and wherever possible they have dodged the issue, leaving to a few sportsmen, who like to see their cars in the classics, and to free lance drivers the responsibility of maintaining the honor of motor sport in this country. It isn't that the great American public does not care for road races and the like—far from it, as was shown when 80,000 spectators watched the running of the last 500 mile race on the Indianapolis speedway and returned the promoters a profit which has been estimated at around \$200,000. And Indianapolis was no exception to the rule either; speed events elsewhere were supported on a liberal scale. But it is the maker who feels the pinch and in consequence the sport lacks his support because of the cost.

The 500 mile speedway race, run May 30, again was the feature event of the season. It was made remarkable by the competition for the first time of the foreigners and it was a European car, driven by a French driver, who pulled down the long end of the purse, Jules Goux in a Peugeot writing his name on the roll of honor on which had been previously inscribed the names of Ray Harroun and the Marmon in 1911 and Joe Dawson and the National in 1912. There was some satisfaction, however, in the fact that the invaders failed to break Dawson's 500 mile record, made the year before.

As for road racing, the Elgin meet of the Chicago Automobile club was the bright light, made all the more prominent through the failure of the Savannah Automobile club to put on the Vanderbilt and Grand Prix as the Georgians had contracted to do. Their excuse for failure to stage the classics was that road racing no longer was sport—it was commercialized, and when the racing men refused to pay the Georgians big entry fees Savannah called off the meet. But the road speed carnivals at Elgin, San Diego, Santa Monica and Tacoma all made money and led the critics to take Savannah's excuse with a grain of salt.

Despite the fact that the speed in the 1913 road races was faster on the average than ever before, no one was able to disturb the world's mark of 78.7 miles an hour, made in 1911 by Teddy Tetzlaff in a Fiat on the Santa Monica course. The fastest American road race was at Corona, where Earl Cooper in a Stutz won at 74.63 miles an hour. This was not as fast as the foreign best, Bablot in a Delage doing 77 miles per hour at Le Mans, France. This was one of the minor European races, the feature being the French Grand Prix at Amiens, where Bollot in a Peugeot won, with Goux, his team mate and the Indianapolis winner, a good second.

Many world's records were broken on the two and three-quarter mile speedway at Brooklands,

England. Probably the sensation of the year was the feat of actually driving 100 miles in the hour, which was accomplished by Percy Lambert, an Englishman, driving the earl of Shrewsbury's Talbot. Lambert did 103 miles 114 yards in the hour, only to lose the record two months later to Goux and the Peugeot, the record being raised to 106 miles 387 yards. In October even this remarkable record was beaten, Coataien's twelve cylinder Sunbeam doing 107 miles 1,672 yards. Lambert tried to regain his laurels late in October, but met his death in doing it. He had smashed the world's fifty mile record, traveling at the rate of 111 miles an hour, and two days later tackled the hour record. He was traveling at 114 miles per hour when a burst tire sent him over the bank, death resulting.

Besides the one-hour record, the Englishmen were most persistent in their attacks on the twelve-hour record. May 28, at Brooklands, Scott and Hornsted in an Argyll drove 914 miles 640 yards in the journey once around the clock. Oct. 10, Guinness, Resta and Chassaigne, in the twelve-cylinder Sunbeam, broke even this, going to 1,073 miles 460 yards.

No attempts were made on the world's straight-away mile record, held by Bob Burman and made at Daytona, Fla. The 1 mile dirt track record, though, was dropped by Barney Oldfield in his front driving Christie, the veteran turning the distance in :46 $\frac{1}{2}$ at Bakersfield, Cal., April 28.

In picking champions the critics give the American honors to Earl Cooper of Los Angeles, driver of a Stutz, who started in six road races, winning five of them and finishing second in the other. On the other side of the Atlantic there is no disputing the claims of Georges Boillot, who won the championship in 1912. Boillot captured the 1913 Grand Prix at Amiens and again came to the front in the three liter or small car race at Boulogne, Goux running second both times.

In comparison with previous years there were few reliability runs in this country and even fewer hill climbs. The historic Glidden was repeated, but it was far from being the classic it used to be. The Glidden ran from Minneapolis to Glacier Park, Mont., the rules being so elastic that all that was required of the cars was that they make the various controls on time to preserve their perfect scores. The Glidden trophy itself went to the Metz team; a Hupmobile won the Anderson trophy and the A. A. A. trophy was captured by Dr. J. D. Park in a 1907 Locomobile.

A feature of the year in a record breaking way was the feat of S. G. Averill driving an air cooled Franklin, who astonished the world by covering 83.5 miles on one gallon of gasoline. When one remembers that the average motorist is delighted with sixteen or seventeen miles to the gallon, Averill's work is all the more astounding. The drive was made on Long Island and the car was built with this record breaking in view, it is said, in the way of light weight, absence of friction, etc.

AMERICAN ROAD

Race.	Distance.
Elgin National, Elgin, Ill.	301.68
Chicago Automobile club cup, Elgin, Ill.	301.68
Corona free for all, Corona, Cal.	301.81
Corona medium car, Corona, Cal.	251.97
Corona light car, Corona, Cal.	102.45
San Diego free for all, San Diego, Cal.	190
San Diego free for all, San Diego, Cal.	200
San Diego 231-300 class, San Diego, Cal.	100
Santa Monica free for all, Santa Monica, Cal.	445.2
Albuquerque free for all, Albuquerque, N. M.	130
Potlach trophy, Tacoma, Wash.	200
Intercity cup, Tacoma, Wash.	200
Montamarathon cup, Tacoma, Wash.	250
Los Angeles-Phoenix desert race.	564
El Paso-Phoenix desert race.	517
Los Angeles-Sacramento.	443.6

FOREIGN ROAD

French Grand Prix, Amiens.	569
French Grand Prix, Le Mans.	336
Targa Florio, Sicily.	620
Coupe de l'Auto, Boulogne, France.	388

RACES IN 1913.

Driver and car.	Average M. P. H.
G. Anderson, Stutz.	71.5
R. De Palma, Mercer.	66.8
E. Cooper, Stutz.	74.63
E. Cooper, Stutz.	75.93
C. Waterman, Buick.	63.15
W. Hill, Fiat.	47.69
C. Carlson, Benz.	59.11
Campbell, Buick.	51.02
E. Cooper, Stutz.	73.77
Sperry, Overland.	130.1
E. Cooper, Stutz.	71.07
Parsons, Stutz.	71.07
E. Cooper, Stutz.	70.71
O. Davis, Locomobile.	29.94
J. Newkirk, Simplex.	31.08
Verbeck, Fiat.	29.39

RACES IN 1913.

Boillot, Peugeot.	72.03
Bablot, Delage.	77
Nazzaro, Nazzaro.	31.83
Boillot, Peugeot.	63.25

AMERICAN SPEEDWAY RECORDS, REGARDLESS OF CLASS.

Distance.	Time.	Driver.	Car.	Place.	Date.
1/4 mile.....	8.16.....	Burman.....	Blitzen-Benz.....	Indianapolis.....	May 29, 1911
1/2 mile.....	16.80.....	Burman.....	Blitzen-Benz.....	Indianapolis.....	May 29, 1911
1 kilo.....	21.40.....	Burman.....	Blitzen-Benz.....	Indianapolis.....	May 29, 1911
1 mile.....	35.35.....	Burman.....	Blitzen-Benz.....	Indianapolis.....	May 29, 1911
2 miles.....	1:15.96.....	Bragg.....	Fiat.....	Los Angeles.....	April 13, 1910
3 miles.....	1:54.83.....	Bragg.....	Fiat.....	Los Angeles.....	May 5, 1912
4 miles.....	2:33.37.....	Bragg.....	Fiat.....	Los Angeles.....	May 5, 1912
5 miles.....	3:11.75.....	Bragg.....	Fiat.....	Los Angeles.....	May 5, 1912
10 miles.....	6:35.62.....	Robertson.....	Simplex.....	Los Angeles.....	April 9, 1910
15 miles.....	10:25.17.....	Hearne.....	Benz.....	Indianapolis.....	July 4, 1910
20 miles.....	14:06.72.....	Hearne.....	Benz.....	Indianapolis.....	July 4, 1910
25 miles.....	18:22.60.....	Tetzlaff.....	Lozier.....	Los Angeles.....	Mar. 19, 1911
50 miles.....	36:35.80.....	Tetzlaff.....	Lozier.....	Los Angeles.....	Mar. 19, 1911
75 miles.....	54:50.20.....	Tetzlaff.....	Lozier.....	Los Angeles.....	Mar. 19, 1911
100 miles.....	1:13:37.25.....	Tetzlaff.....	Fiat.....	Indianapolis.....	May 30, 1912
150 miles.....	1:49:52.84.....	Tetzlaff.....	Fiat.....	Indianapolis.....	May 30, 1912
200 miles.....	2:25:59.52.....	Tetzlaff.....	Fiat.....	Indianapolis.....	May 30, 1912
250 miles.....	3:07:13.94.....	Tetzlaff.....	Fiat.....	Indianapolis.....	May 30, 1912
300 miles.....	3:48:49.30.....	Dawson.....	National.....	Indianapolis.....	May 30, 1912
350 miles.....	4:25:15.27.....	Dawson.....	National.....	Indianapolis.....	May 30, 1912
400 miles.....	5:04:14.23.....	Dawson.....	National.....	Indianapolis.....	May 30, 1912
450 miles.....	5:44:04.54.....	Dawson.....	National.....	Indianapolis.....	May 30, 1912
500 miles.....	6:21:06.03.....	Dawson.....	National.....	Indianapolis.....	May 30, 1912
(Hour records.)					
74 miles.....	1:00:00.....	Harroun.....	Marmon.....	Los Angeles.....	April 16, 1910
148 miles.....	2:00:00.....	Harroun.....	Marmon.....	Los Angeles.....	April 16, 1910

ONE MILE CIRCULAR DIRT TRACK RECORDS.

Distance.	Time.	Driver.	Car.	Place.	Date.
1 mile.....	1:48.40.....	Oldfield.....	Christie.....	Bakersfield, Cal.....	April 23, 1913
2 miles.....	1:32.60.....	Burman.....	Jumbo Benz.....	St. Louis, Mo.....	Sept. 20, 1912
3 miles.....	2:30.55.....	De Palma.....	Fiat.....	Syracuse.....	Sept. 17, 1910
4 miles.....	3:22.27.....	De Palma.....	Fiat.....	Syracuse.....	Sept. 17, 1910
5 miles.....	4:11.90.....	De Palma.....	Fiat.....	Syracuse.....	Sept. 17, 1910
10 miles.....	8:31.20.....	De Palma.....	Fiat.....	Narberth, Pa.....	Sept. 24, 1910
15 miles.....	13:30.00.....	Diabrow.....	Simplex.....	San Jose, Cal.....	April 14, 1912
20 miles.....	17:57.40.....	Diabrow.....	Simplex.....	San Jose, Cal.....	April 14, 1912
25 miles.....	22:28.60.....	Diabrow.....	Simplex.....	San Jose, Cal.....	April 14, 1912
50 miles.....	47:21.65.....	De Palma.....	Simplex.....	Syracuse.....	Sept. 16, 1911
75 miles.....	1:19:39.....	Strang.....	Buick.....	Columbus, O.....	July 3, 1909
100 miles.....	1:41:00.40.....	Burman.....	Buick.....	Columbus, O.....	July 3, 1909

ANNUAL 500 MILE SPEEDWAY RACE, INDIANAPOLIS.

Year.	Winner and car.	No. starters.	No. finishers.	Time.	Miles per hour.
1911	Harroun, Marmon.....	40	12	6:42:08	74.59
1912	Dawson, National.....	24	10	6:21:06	73.7
1913	Goux, Peugeot.....	27	10	6:35:05	75.92

HOUR RECORDS.

The world's record for twenty-four hours is 1,581 miles 1,310 yards, an average pace of 65.9 miles an hour, made June 28-29, 1907, by S. F. Edge in a six-cylinder Napier on the three and one-quarter mile cement track at Weybridge, England.

The circular track twenty-four hour record was raised to 1,253 miles by Patschke and Poole in a Stearns at Brighton Beach track, New York, Aug. 19-20, 1910. The former record was 1,196 miles, made by Patschke and Mulford in a Lozier in 1909.

An American competitive speedway twenty-four hour record was created at Los Angeles, where a Fiat covered 1,491 miles.

The one-hour record was put at 107 miles 1,672 yards by a twelve-cylinder Sunbeam on the English Brooklands track Oct. 11, 1913.

The twelve hour record was put at 1,078 miles 400 yards by the same car and on the same track on Oct. 11, 1913.

TRANSCONTINENTAL RECORD.

A record of 10 days 18 hours 12 minutes from New York to San Francisco was made Aug. 8-18, 1910, by L. L. Whitman, driving a four-cylinder Reo, the fastest trip ever made across the continent in a motor car. The record from San Francisco to New York is 15 days 12 hours, made in a Franklin in 1906 by Whitman.

CHICAGO-NEW YORK RECORD.

The record by automobile between Chicago and New York is 39:53:00. It was made by a Franklin twenty-eight horse power runabout Aug. 21-29, 1907. The route followed was via Elkhart, Cleveland, Erie, Buffalo, Rochester, Syracuse, Utica, Newburgh

and along the east side of the Hudson to New York. The distance was 1,050 miles. The previous record was 56:58:00, also made by a Franklin, a six-cylinder car.

ROAD RACING CLASSICS.

VANDERBILT CUP.

Year.	Winner and car.	Miles.	H.M.S.
1904	George Henth, France, Panhard.....	254.40	5:26:45
1905	Hemery, France, Darracq.....	283	4:36:08
1906	Louis Wagner, France, Darracq.....	297.10	4:50:10%
1907	(No race).....		
1908	George Robertson, America, Lo-comobile.....	258.60	4:00:48%
1909	H. F. Grant, America, Alco.....	278.08	4:25:42
1910	H. F. Grant, America, Alco.....	278.08	4:15:58
1911	R. K. Mulford, America, Lozier.....	291.38	3:56:00%
1912	R. De Palma, Germany, Mercedes.....	300.00	4:20:31
1913	(No race).....		

BENNETT CUP.

Year.	Winner.	Miles.	H.M.S.
1900	M. Charron, France.....	351	9:09:39
1901	M. Girardot, France.....	327	8:50:30
1902	S. F. Edge, England.....	383	10:42:00
1903	M. Jenatton, Germany.....	386	8:36:00
1904	R. B. Thery, France.....	350	5:40:03
1905	R. B. Thery, France.....	342	7:02:42%

FRENCH GRAND PRIX.

Year.	Winner.	Miles.	H.M.S.
1906	F. Szisz, France.....	474	12:14:05%
1907	Nazzaro, Italy.....	478.30	6:46:33
1908	Lautenschlager, Germany.....	478	6:55:43
1912	Boillot, France.....	956	13:55:02
1913	Boillot, France.....	300	6:07:00

AMERICAN STRAIGHTAWAY FREE-FOR-ALL RECORDS, REGARDLESS OF CLASS.

Distance.	Time.	Driver.	Car.	Place.	Date.
1 kilometer.....	15.53.....	Burman.....	Blitzen-Benz.....	Daytona.....	April 23, 1911
1 mile.....	25.40.....	Burman.....	Blitzen-Benz.....	Daytona.....	April 23, 1911
2 miles.....	51.28.....	Burman.....	Blitzen-Benz.....	Daytona.....	April 23, 1911
5 miles.....	2:34.....	Hemery.....	Darracq.....	Daytona.....	Jan. 24, 1906
10 miles.....	5:14.40.....	Bruce-Brown.....	Benz.....	Daytona.....	Mar. 24, 1909
15 miles.....	10.00.....	Lancia.....	Flat.....	Daytona.....	Jan. 29, 1906
20 miles.....	13:11.92.....	Burman.....	Buick Bug.....	Jacksonville.....	Mar. 30, 1911
50 miles.....	35:52.31.....	Burman.....	Buick Bug.....	Jacksonville.....	Mar. 25, 1911
100 miles.....	1:12:45.20.....	Bernlin.....	Renault.....	Daytona.....	Mar. 6, 1908
150 miles.....	1:55:18.....	Disbrow.....	Special.....	Jacksonville.....	Mar. 31, 1911
200 miles.....	2:34:12.....	Disbrow.....	Special.....	Jacksonville.....	Mar. 31, 1911
250 miles.....	3:14:55.....	Disbrow.....	Special.....	Jacksonville.....	Mar. 31, 1911
300 miles.....	3:53:33.50.....	Disbrow.....	Special.....	Jacksonville.....	Mar. 31, 1911
81.65 miles.....	1:00:00.....	Disbrow.....	Special.....	Jacksonville.....	Mar. 28, 1911
			(Standing start.)		
1 mile.....	40.53.....	Oldfield.....	Benz.....	Daytona.....	Mar. 16, 1910

GOLF.

NATIONAL OPEN CHAMPIONSHIP.

The national open golf championship tournament of 1913 took place on the links of the Country club at Brookline, Mass., Sept. 16-20, and resulted in a victory for Francis Ouimet of the Woodland club of Brookline. The final round resulted in a triple tie between Ouimet, Harry Vardon and Edward Ray, English professionals, each having a score of 304 for seventy-two holes. In the eighteen-hole playoff Ouimet had a score of 72, while Vardon's was 77 and Ray's 78. Record of the event:

- 1894—Willie Dunn (New York), St. Andrew's links, won by 2 up.
 1895—H. Rawlins (Newport), Newport links, 173.
 1896—James Foulis (Chicago), Shinnecock Hills, 152.
 1897—Joe Floyd (Essex), Wheaton links, 162.
 1898—Fred Herd (Washington Park), Myopia links, 328.
 1899—W. Smith (Midlothian), Baltimore links, 315.
 1900—H. Vardon (Ganton, England), Wheaton links, 313.
 1901—Willie Anderson (Pittsfield, Mass.), Myopia links, 331.
 1902—Lawrence Auchterlonie (Glen View), Garden City links, 307.
 1903—Willie Anderson (Apawamis), Baltusrol links, 307.
 1904—Willie Anderson (Apawamis), Glen View, 303.
 1905—Willie Anderson (Apawamis), Myopia links, 314.
 1906—Alexander Smith (Nassau), Onwentsia links, 295.
 1907—Alec Ross (Brae Burn), Philadelphia Cricket club, 302.
 1908—Fred McLeod (Midlothian), Myopia Hunt club, 322.
 1909—George Sargent (Hyde Manor), Englewood (N. J.) links, 290.
 1910—Alexander Smith (Wykagyl), Philadelphia Cricket club, 298.
 1911—J. J. McDermott (Atlantic City), Chicago Golf club, 308.
 1912—J. J. McDermott (Atlantic City), Buffalo Country club, 294.
 1913—Francis Ouimet (Woodland), Brookline Country club, 304.

AMERICAN AMATEUR CHAMPIONSHIP.

Jerome D. Travers of the Upper Mont Clair (N. J.) Country club won the American Amateur golf championship for the fourth time at the annual championship tournament of the United States Golf association at Garden City, N. Y., Sept. 1-6, 1913. His opponent in the final thirty-six holes was John G. Anderson of Brae Burn, Mass., whom he defeated 5 up and 4 to play. Record of event to date:
 1894—At Newport, R. I.—W. G. Lawrence, Newport, medal play, 188.
 1895—At Newport Golf club—C. B. Macdonald, Chicago Golf club, won.
 1896—At Shinnecock Hills Golf club—H. J. Whigham, Onwentsia, won. Low score in qualifying round, H. J. Whigham, 163.
 1897—At Chicago Golf club—H. J. Whigham, Onwentsia, won. Low score in qualifying round, H. J. Whigham, 177.
 1898—At Morris County, N. J.—F. S. Douglas, Fair-

field, won. Low score in qualifying round, J. H. Choate, Jr., Stockbridge, 175.

- 1899—At Onwentsia—H. M. Harriman, Meadowbrook, won. Low score in qualifying round, C. B. Macdonald, Chicago, 168.
 1900—At Garden City—W. J. Travis, Garden City, won. Low score in qualifying round, W. J. Travis, 166.
 1901—At Atlantic City—W. J. Travis won. Low score in qualifying round, W. J. Travis, 157.
 1902—At Glen View, Ill.—L. N. James, Glen View, won. Low score in qualifying round, G. A. Ormlston, Pittsburgh, and W. J. Travis tied at 79, the latter winning the playoff.
 1903—At Nassau, L. I.—W. J. Travis, Garden City, won. All match play.
 1904—At Short Hills, N. J.—H. Chandler Egan, Exmoor Country club, won. Low score in qualifying round, H. C. Egan, 242 for 54 holes.
 1905—At Wheaton, Ill.—H. Chandler Egan, Exmoor, won. Low score in qualifying round, Dr. D. P. Fredericks, 155 for 36 holes.
 1906—At Englewood, N. J.—Eben M. Byers of Pittsburgh won. Low score in qualifying round, W. J. Travis, 152 for 36 holes.
 1907—At Cleveland, O.—Jerome D. Travers of Mont Clair, N. J., won. Low score in qualifying round, W. J. Travis, 146 for 36 holes.
 1908—At Garden City, N. Y.—Jerome D. Travers of Mont Clair, N. J., won. Low score in qualifying round, Walter J. Travis, 153 for 36 holes.
 1909—At Chicago Golf club—Robert A. Gardner, Hinsdale, won. Low score in qualifying round, Charles Evans, Jr., Thomas M. Sherman and Robert E. Gardner tied with 151 for 36 holes. Evans won the playoff.
 1910—At Brookline, Mass.—W. C. Fownes, Pittsborough, won. Low score in qualifying round, Fred Herreshoff, Ekwanok, 152 for 36 holes.
 1911—At Rye, N. Y.—Harold H. Hilton, England, won. Low score in qualifying round, Harold H. Hilton, 150 for 36 holes.
 1912—At Chicago Golf club—Jerome D. Travers of Mont Clair, N. J., won. Low score in qualifying round, Harold Hilton and Charles Evans, Jr., 152; in playoff, eighteen holes, Evans won, 72 to 75.
 1913—At Garden City, N. Y.—Jerome D. Travers of Mont Clair, N. J., won. Low score in qualifying round, Charles Evans, Jr., 148 for 36 holes.

WOMEN'S NATIONAL CHAMPIONSHIP.

Miss Gladys Ravenscroft, representing the Bromborough club, England, won the women's national golf championship of the United States Oct. 13-18, 1913, on the links of the Wilmington (Del.) Country club. Her opponent in the final round was Miss Marion Hollis of Westbrook, whom she defeated 2 up. Record of event to date:
 1895—Beatrix Hoyt, on Meadowbrook Country club links.
 1896—Beatrix Hoyt, Morris Country club, 2 up, 1 to play.
 1897—Beatrix Hoyt, Essex County Country club, 5 up, 4 to play.
 1898—Beatrix Hoyt, Ardsley club, 5 up, 3 to play.
 1899—Ruth Underhill, Philadelphia Country club, 2 up, 1 to play.

- 1900—Frances Griscom, Shinnecock Hills, 6 up, 4 to play.
- 1901—Genevieve Hecker, Baltusrol Golf club, 5 up, 3 to play.
- 1902—Genevieve Hecker, Brookline, 4 up, 3 to play.
- 1903—Bessie Anthony, Chicago Golf club, 7 up, 6 to play.
- 1904—Georgeanna Bishop, Philadelphia, 5 up, 3 to play.
- 1905—Pauline Mackay, Oakley Country club, 1 up.
- 1906—Harriet S. Curtis, Brae Burn Country club, 2 up, 1 to play.
- 1907—Margaret Curtis, Midlothian, 7 up, 6 to play.
- 1908—Catherine C. Harley, Fall River, 6 up, 5 to play.
- 1909—Dorothy Campbell (North Berwick, Scotland), Merion Cricket club, 3 up, 1 to play.
- 1910—Dorothy Campbell (Hamilton, Ont.), Home-wood Country club, 2 up, 1 to play.
- 1911—Margaret Curtis (Boston), Baltusrol Golf club, 5 up, 3 to play.
- 1912—Margaret Curtis (Boston), Essex Country club, 3 up, 2 to play.
- 1913—Miss Gladys Ravenscroft (Bromborough club, England), Wilmington (Del.) Country club, 2 up.

BRITISH AMATEUR CHAMPIONSHIP.

Year.	Winner.	Runner up.	
1886—	H. Hutchinison.....	Henry Lamb.....	7 and 6
1887—	H. Hutchinison.....	John Ball, Jr.....	1 hole
1888—	J. Ball, Jr.....	J. E. Laidlay.....	5 and 4
1889—	J. E. Laidlay.....	L. W. Balfour.....	2 and 1
1890—	J. Ball, Jr.....	J. E. Laidlay.....	4 and 3
1891—	J. E. Laidlay.....	H. H. Hilton.....	1 hole
1892—	J. Ball, Jr.....	H. H. Hilton.....	3 and 1
1893—	Peter Anderson.....	J. E. Laidlay.....	1 hole
1894—	J. Ball, Jr.....	S. M. Ferguson.....	1 hole
1895—	L. B. Melville.....	J. Ball, Jr.....	*1 hole
1896—	F. G. Tait.....	H. H. Hilton.....	8 and 7
1897—	A. J. T. Allan.....	J. Robb.....	4 and 2
1898—	F. G. Tait.....	S. M. Ferguson.....	7 and 5
1899—	J. Ball, Jr.....	F. G. Tait.....	*1 hole
1900—	H. H. Hilton.....	J. Robb.....	8 and 7
1901—	H. H. Hilton.....	J. L. Low.....	1 hole
1902—	C. Hutchings.....	S. H. Fry.....	1 up
1903—	R. Maxwell.....	H. Hutchinison.....	6 and 5
1904—	W. J. Travis.....	E. Blackwell.....	4 and 2
1905—	A. G. Barry.....	Hon. O. Scott.....	3 and 2
1906—	James Robb.....	C. C. Lengen.....	4 and 4
1907—	J. Ball, Jr.....	A. Palmer.....	6 and 4
1908—	E. A. Lassen.....	H. F. Taylor.....	7 and 6
1909—	R. Maxwell.....	C. K. Hutchinison.....	1 hole
1910—	John Ball.....	C. Aylmer.....	10 and 9
1911—	H. H. Hilton.....	E. A. Lassen.....	4 and 3
1912—	John Ball.....	H. A. Mitchell.....	1 hole
1913—	H. H. Hilton.....	R. Harris.....	6 and 5

*After a tie.

BRITISH OPEN CHAMPIONSHIP.

- 1890—*John Ball, Jr. (R. L. G. C.), Prestwick, 164.
- 1891—H. Kirkcaldy (St. Andrew's), St. Andrew's, 166.
- 1892—*H. H. Hilton (R. L. G. C.), Muirfield, 1305.
- 1893—W. Auchterlonie (St. Andrew's), Prestwick, 322.
- 1894—J. H. Taylor (Winchester), Sandwich, 325.
- 1895—J. H. Taylor (Winchester), St. Andrew's, 322.
- 1896—H. Vardon (Scarborough), Muirfield, 316.
- 1897—*H. H. Hilton (R. L. G. C.), Muirfield, 305.
- 1898—H. Vardon (Scarborough), Prestwick, 307.
- 1899—H. Vardon (Ganton), Sandwich, 310.
- 1900—J. H. Taylor (Richmond), St. Andrew's, 309.
- 1901—James Braid (Romford), Muirfield, 309.
- 1902—Alex. Herd (Huddersfield), Hoylake, 307.
- 1903—Alex. Herd (Huddersfield).
- 1904—J. White (Sunningdale), Sandwich, 296.
- 1905—Jas. Braid (Walton Heath), St. Andrew's, 318.
- 1906—James Braid (Walton Heath), Muirfield, 300.
- 1907—Arnaud Massey (France), Hoylake, 317.
- 1908—James Braid (Walton Heath), Prestwick, 291.
- 1909—J. H. Taylor (Mid-Surrey), Sandwich, 295.
- 1910—Jas. Braid (Walton Heath), St. Andrew's, 299.
- 1911—H. Vardon (Sounta Herts), Sandwich, 303.
- 1912—Edw. Ray (Ganton), Muirfield, 294.
- 1913—J. H. Taylor (Mid-Surrey), Hoylake, 304.

*Amateur.

OTHER TOURNAMENT WINNERS (1913).

- Advertisers (midwinter)—Marshall Whitlash.
- Advertisers (summer)—Joseph J. Hazen.
- Canada (open)—Albert Murray.

- Canada (women)—Miss Muriel Dodd.
- Eastern Intercollegiate (team)—Yale.
- Eastern Intercollegiate (individual) — Nathaniel Wheeler (Yale).
- Eastern (women)—Mrs. Ronald G. Barlow.
- France (amateur)—Lord Charles Hope.
- Metropolitan (amateur)—Jerome D. Travers.
- Metropolitan (open)—Alex. Smith.*
- Metropolitan (women)—Miss Marion Hollins.
- Middle Atlantic—William G. Ballantyne.
- Southern—Nelson M. Whitney.
- Southern (women)—Mrs. Edwin W. Daley.
- Tom Morris Memorial Trophy—Los Angeles Country club.
- Trans-Mississippi—Stuart Stickney.
- Western (indoor)—Charles Evans, Jr.
- Western (amateur)—Warren K. Wood.
- Western (open)—John J. McDermott.*
- Western (women)—Miss Myra Helmer.
- Western Intercollegiate (team)—Chicago.
- Western Intercollegiate (individual)—Charles F. Grimes (Chicago).
- United North and South (amateur)—Harold J. Toppling.
- *Professional.

STATE CHAMPIONS (1913).

- California—Jack Neville.
- California (women)—Miss Alice Warner.
- Carolinas—W. M. Paul.
- Connecticut—Robert Abbott.
- Florida (open)—Charlie Thom.*
- Florida (amateur)—Walter Fairbanks.
- Indiana—Robert L. Resener.
- Iowa—Roland G. Harrison.
- Kansas—Lawrence W. Kinnear.
- Massachusetts (open)—T. L. McNamara.*
- Massachusetts (amateur)—Francis J. Oulmet.
- Michigan—Phillip Stanton.
- Minnesota—Harry G. Legg.
- Missouri—Raymond C. Thorne.
- Nebraska—John W. Hughes.
- New Hampshire—J. P. Guilford.
- New Jersey—Jerome D. Travers.
- Olympic Cup—Western Golf association team.
- Oregon—Russell Smith.
- Oregon (women)—Mrs. James Gillison.
- Ohio—DeWitt Balch.
- Pennsylvania—W. C. Fownes, Jr.
- Rhode Island—Roger H. Hovey.
- Texas—George V. Rotan.
- Wisconsin—Richard P. Cavanaugh.
- *Professional.

POLO.

ENGLAND VS. AMERICA.

Teams representing England and the United States contested for the polo championship emblem, the Meadowbrook cup, at New York, N. Y., June 10 and 14, 1913, the Americans winning both games by net scores of 5½ to 3 and 4½ to 4½. The Americans taking part were L. E. Stoddard, Larry and J. M. Waterbury, Harry P. Whitney and D. Milburn. The English players were Capt. L. St. George Cheape, F. M. Freake, Capt. R. G. Ritson, Capt. Vivian Lockett and Capt. A. N. Edwards.

MIDWESTERN CHAMPIONSHIP.

The Onwentsla Polo club of Lake Forest, Ill., won the polo championship of the middle west on its own grounds June 24-28, 1913. The other teams taking part in the contest represented the Cincinnati Polo club, the Kansas City Country club and the St. Louis Country club. The deciding game was between Onwentsla and Cincinnati, the former winning by a score of 11 to 2½.

TENNIS.

NATIONAL CHAMPIONSHIPS.

The tournament to decide the national tennis championships of the United States took place on the Casino courts at Newport, R. I., Aug. 18-26, 1913. In the finals of the singles Maurice E. McLoughlin of San Francisco, holder of the title, successfully defended it by defeating R. Norris Williams II, of Philadelphia. Score: 6-4, 5-7, 6-3, 6-1.

The preliminary matches for the national championship in doubles were played on the Onwentsla

club courts at Lake Forest, Ill., Aug. 5-6. On the first day Gustave F. Touchard and M. W. Washburne, eastern champions, defeated Heath Byford and Ralph H. Burdick, western title holders, 6-4, 5-7, 6-3, 9-7. Clarence Griffin and John Strachan, Pacific coast champions, defeated Robert Shelton and J. B. Adoue, southern champions, 6-1, 6-4, 9-7. On the second day Griffin and Strachan defeated Touchard and Washburne by the score of 6-1, 8-6, 6-4, giving them the right to meet M. E. McLoughlin and T. C. Bundy, holders of the national title, at Newport. The latter team retained the honor by defeating the Pacific coast men, Aug. 20, in straight sets, 6-4, 7-5, 6-1.

NATIONAL TENNIS CHAMPIONS IN SINGLES.

1881—R. D. Sears.	1898—M. D. Whitman.
1882—R. D. Sears.	1899—M. D. Whitman.
1883—R. D. Sears.	1900—M. D. Whitman.
1884—R. D. Sears.	1901—W. A. Larned.
1885—R. D. Sears.	1902—W. A. Larned.
1886—R. D. Sears.	1903—H. L. Doherty.
1887—H. W. Slocum.	1904—H. Ward.
1888—H. W. Slocum.	1905—B. C. Wright.
1889—H. W. Slocum.	1906—W. J. Clothier.
1890—O. S. Campbell.	1907—W. A. Larned.
1891—O. S. Campbell.	1908—W. A. Larned.
1892—O. S. Campbell.	1909—W. A. Larned.
1893—R. D. Wrenn.	1910—W. A. Larned.
1894—R. D. Wrenn.	1911—W. A. Larned.
1895—F. H. Hovey.	1912—M. E. McLoughlin.
1896—R. D. Wrenn.	1913—M. E. McLoughlin.
1897—R. D. Wrenn.	

DAVIS CHALLENGE CUP.

The Davis international tennis challenge cup was won by the United States in 1913. The decid-

ing matches for the trophy were played at Wimbledon, England, July 25, 26 and 28, 1913. In the singles, played July 25, J. C. Parke, representing England, defeated M. E. McLoughlin, representing the United States, 8-10, 7-5, 6-4, 1-6, 7-5, while R. N. Williams, American, defeated C. P. Dixon, English, 8-6, 3-6, 6-2, 1-6, 7-5. In the doubles, played July 26, Maurice E. McLoughlin and Harold H. Hackett, Americans, defeated H. Roper Barrett and C. P. Dixon, Englishmen, 5-7, 6-1, 2-6, 7-5, 6-4. In the singles, played July 28, McLoughlin defeated Dixon in straight sets, 8-6, 6-3, 6-2, giving the cup to America. R. N. Williams was defeated by J. S. Parke, 8-2, 5-7, 5-7, 6-4, 6-2, but this did not affect the result.

Seven teams, representing the United States, Canada, Australasia, South Africa, Germany, France and Belgium, competed in the elimination matches for the honor of challenging the English holders of the trophy. The American and Canadian teams met in the final round of the preliminary and the former won, taking two single matches and the doubles.

The Davis cup preliminary matches between America and Australia were played in New York, N. Y., June 6, 7 and 9, 1913, the American team winning the right to go to England to contest with other teams for the right to meet the English team. June 6 M. E. McLoughlin defeated H. M. Rice, Australian, 6-1, 6-3, 6-3, and R. Norris Williams, American, defeated Stanley N. Doust, Australian, 6-4, 6-4, 1-6, 7-5. In the doubles, played June 7, Doust and A. B. Jones defeated McLoughlin and H. H. Hackett, 2-6, 6-2, 5-7, 6-2, 9-7. June 9 McLoughlin defeated Doust, 6-4, 6-4, 6-3, and Williams defeated Rice, 1-6, 4-6, 6-1, 9-7, 6-2.

RECORD OF DAVIS CHALLENGE CUP CONTESTS.

Year.	Played at.	Holder.	Challenger.	Winner.	Score.
1900—	Longwood C. C., Boston.	America	British Isles	America	3-0
1902—	Crescent A. C., New York.	America	British Isles	America	3-2
1903—	Longwood C. C., Boston.	America	British Isles	British Isles	4-1
1904—	Wimbledon, England.	British Isles	Belgium	British Isles	5-0
1905—	Wimbledon, England.	British Isles	America	British Isles	5-0
1906—	Wimbledon, England.	British Isles	America	British Isles	5-0
1907—	Wimbledon, England.	British Isles	Australasia	Australasia	3-2
1908—	Melbourne, Australia.	Australasia	America	Australasia	3-2
1909—	Sydney, Australia.	Australasia	America	Australasia	5-0
1911—	Christchurch, New Zealand.	Australasia	America	Australasia	5-0
1912—	Melbourne, Australia.	Australasia	British Isles	British Isles	3-2
1913—	Wimbledon, England.	England	America	America	3-2

EASTERN CHAMPIONSHIPS.

The eastern tennis championships in singles and doubles were decided at the twenty-third annual tournament of the Longwood Cricket club, Boston, July 20-29, 1913. In the finals of the singles William Johnston, champion of the Pacific coast, defeated G. P. Gardner, Jr., of Boston, 6-2, 6-4, 6-4. M. E. McLoughlin, winner in 1912, was absent in Europe and did not defend his title. In the doubles G. F. Touchard and M. W. Washburne of New York defeated N. W. Niles and A. S. Dabney of Boston, 6-2, 7-5, 3-6, 14-12.

WESTERN CHAMPIONSHIPS.

The twenty-sixth annual western championship tennis tournament was held on the courts of the Onwentsia club at Lake Forest, Ill., July 26-Aug. 2, 1913. In the final of the singles Clarence Griffin of San Francisco, Cal., defeated Joseph Armstrong of St. Paul, Minn., 6-4, 6-0, 4-6, 6-1. Owing to the absence in Europe of Maurice McLoughlin, holder of the title, no challenge round was played. In the final round of the men's doubles Heath Byford and R. H. Burdick of Chicago defeated Walter T. Hayes and J. H. Winston, 6-1, 6-2, 6-4. In the consolation doubles Green and Forstall of Chicago defeated Adams and Armstrong of St. Paul, 6-2, 4-6, 8-6. In the women's singles, final round, Miss Gwendolyn Rees of Dallas, Tex., defeated Miss Carrie B. Neely of Chicago, 6-4, 6-4. In the women's doubles Miss Rees and Miss Neely defeated Miss Edith Hoyt and Miss Miriam Steever, 4-6, 6-2, 6-1.

WESTERN INTERCOLLEGIATE.

In the western intercollegiate tennis championship tournament held in Chicago and ending May

31, 1913, Albert Green of the University of Chicago won in the finals of the singles, defeating his teammate, Alexander Squar, 2-6, 3-6, 6-4, 7-5, 6-1. In the doubles Green and Squar defeated Stellwagen and McGee of the University of Minnesota, 6-3, 5-7, 6-2, 6-3.

EASTERN INTERCOLLEGIATE.

In the eastern intercollegiate tennis championship tournament held in Haverford, Pa., Sept. 3-6, 1913, on the grounds of the Merlon Cricket club, the winner in singles was R. Norris Williams II. of Harvard, who defeated M. W. Washburne, also of Harvard, in the finals, 6-4, 3-6, 6-4, 6-1. J. J. Armstrong and M. W. Washburne won the doubles championship by defeating R. Norris Williams and T. H. Whitney of the same university, 4-6, 4-6, 7-5, 8-6, 6-2.

INTERNATIONAL TOURNAMENT.

In the international tennis tournament at Niagara on the Lake, Ont., Aug. 26-30, 1913, the winner in singles was Clarence Griffin of San Francisco, Cal., who defeated E. H. Whitney of Boston, 8-6, 1-6, 6-4, 8-6. In the doubles William Johnston and Clarence Griffin of San Francisco defeated E. H. Whitney and R. C. Seaver of Boston, 6-2, 6-3, 6-2. The winner in women's singles was Mrs. Robert Williams of Philadelphia, whose opponent in the finals was Miss May Browne of Los Angeles. The score was 8-6, 3-6, 6-4.

NORTH CENTRAL STATES TOURNAMENT.

In the north central states tennis tournament in Chicago Aug. 23-30, 1913, the winner in singles was Heath T. Byford of Chicago, who defeated Walter T. Hayes, 7-5, 7-5, 7-5. In the doubles the winners

were Heath Byford and Ralph Burdick, who defeated Walter T. Hayes and Harold Gifford, 6-4, 7-5, 2-6, 4-6, 6-1. Miss Carrie B. Neely won in the women's singles, defeating Miss Margaret Manson, 6-0, 6-2. Miss Neely and Miss Mabel Lee won the doubles championship by defeating Miss Edith Hinz and Mrs. Malcolm McNeill, 6-2, 2-6, 6-3.

NORTHWESTERN CHAMPIONSHIPS.

The twenty-fourth annual tournament of the Northwestern Lawn Tennis association took place at Minneapolis, Minn., Aug. 4-11, 1913. In the finals of the singles Harry Waldner of Chicago was defeated by J. J. Armstrong of St. Paul, 6-2, 8-6, 5-7, 6-4. In the challenge round Armstrong defeated the title holder, Seldorf Stellwagen, 6-2, 6-3, 6-4. In the finals of the doubles Armstrong and John Adams of St. Paul defeated Harry Belden and Ward Burton of Minneapolis, 6-4, 6-3, 6-2, but in the challenge match Stellwagen and T. N. Jayne of Minneapolis defeated Adams and Armstrong, 5-7, 7-5, 6-4, 6-2. Miss Gwendolyn Rees of Dallas, Tex., won the women's championship in singles by defeating Miss Margaret Davis of St. Paul, 8-6, 4-6, 6-4.

MEADOW CLUB TOURNAMENT.

In the Meadow club tournament at Southampton, N. Y., Aug. 16, 1913, W. J. Clothier won in the singles by defeating G. F. Touchard, 6-2, 6-1, 6-3. In the doubles J. S. Strachan and C. J. Griffin defeated W. A. Larned and W. J. Clothier, 3-6, 6-4, 2-6, 6-3, 6-2.

MISSOURI VALLEY TOURNAMENT.

In the Missouri Valley tennis tournament ending July 19, 1913, the championship in singles was won by Roland Hoerr of St. Louis, Mo., who defeated Jack Cannon of Kansas City, Mo., in the finals, 3-6, 6-4, 9-7, 6-1. Jack Cannon and Dix Teacher won the doubles championship by defeating Hubert Allen and Howard Robertson, 6-1, 6-4, 6-2. The tournament was held on the courts of the Kansas City Athletic club.

ALL-ENGLAND CHAMPIONSHIPS.

In the all-England lawn tennis championship tournament at Wimbledon, England, ending July 4, 1913, A. F. Wilding of New Zealand, holder of the title in singles, retained the honor by defeating M. E. McLoughlin of the United States in three straight sets, 6-3, 6-3, 10-8. The doubles championship was won by H. Roper Barrett and C. P. Dixon of Great Britain, the title holders, who defeated Friedrich W. Rahe and H. Kleinschroth of Germany, the challengers, 6-2, 6-4, 4-6, 6-2.

CHAMPIONSHIP OF LONDON.

Wallace F. Johnson of Philadelphia was defeated in the final round of the London lawn tennis championship tournament in London, England, June 21, 1913, by F. G. Love. Score: 7-5, 6-4, 4-6, 4-6, 6-4.

STATE CHAMPIONSHIPS.

ILLINOIS.

The annual championship tennis tournament of Illinois was held on the courts of the Wanderers' club, Chicago, July 12-20, 1913. In the finals of the men's singles Walter Hayes defeated Heath Byford, 7-5, 6-4, 2-6, 7-5. In the men's doubles Heath Byford and Ralph Burdick defeated Walter Hayes and John Winston, 5-7, 6-1, 3-6, 6-2, 7-5. In the women's singles Miss Carrie B. Neely defeated Mrs. Harold F. Colson, 6-3, 6-3, while in the women's doubles Miss Neely and Miss Miriam Steever defeated Mrs. Malcolm McNeil and Miss Edith Paradise, 6-3, 6-3.

NEW YORK.

In the New York state tennis tournament played on the courts of the Crescent Athletic club in New York city and ending Aug. 9, 1913, William Johnston of San Francisco, Cal., won the championship in singles by defeating S. H. Voshell of the Borough Park club, New York, 6-4, 6-4, 4-6, 6-2. The championship in doubles was won by Frederick C. Inman and R. D. Little, who defeated S. H. Voshell and F. C. Baggs, 6-1, 6-0, 7-5.

RHODE ISLAND.

E. H. Whitney of Harvard university won the Rhode Island tennis championship in singles at East Providence, R. I., Aug. 7, 1913, by defeating H. A. MacKinney of Providence, R. I., 6-3, 7-5, 6-1.

MINNESOTA.

Joe Armstrong won the tennis championship of Minnesota in singles by defeating Stellwagen of Minneapolis in the finals at the state tournament at Duluth, ending July 19, and by winning the challenge match with John Adams by a score of 6-1, 6-2, 6-5. In the men's doubles Armstrong and Adams defeated Wheeler and Burton, 4-6, 6-3, 6-3, 6-1. Miss Gwendolyn Rees won the championship in singles by defeating Miss Wetherby in the finals, 6-2, 6-1, and Miss Marguerite Davis in the challenge round, 6-2, 6-0. In the women's doubles Miss Wetherby and Miss Davis defeated Mrs. Gardiner and Miss Marie Merrill, 6-3, 6-4.

WISCONSIN.

In the Wisconsin state tennis tournament ending Aug. 16, 1913, Heath Byford of Chicago won the championship in singles by defeating Reginald Hamilton of Milwaukee, 6-1, 6-1, 6-3, 6-2. In the doubles Forstall and Larned won from Byford and Weber, 6-4, 3-6, 6-4, 6-4.

WOMEN'S CHAMPIONSHIPS.

NATIONAL.

The women's national tennis championship tournament of 1913 was held on the grounds of the Philadelphia Cricket club at Philadelphia, June 9-14. In the finals of the singles Miss Dorothy Green of Philadelphia defeated Miss Edna Wildey of Plainfield, N. J., 6-2, 6-4. In the challenge round, Miss Mary Browne of California, holder of the title, defeated Miss Green, 6-3, 7-5. In the doubles, Miss Browne and Mrs. Robert Williams defeated Miss Green and Miss Wildey, 12-10, 3-6, 6-2.

LONGWOOD CUP.

Mrs. G. W. Wightman of Brookline, Mass., who as Hazel Hotchkiss was national tennis champion, defeated Miss Evelyn Sears of Boston, also a former title holder, in the finals for the Longwood cup at Boston, Mass., Sept. 27, 1913, by a score of 6-4, 6-2. In the challenge match, played Sept. 29, Mrs. Wightman defeated Miss Mary Browne, the national champion, 6-0, 6-2.

PENNSYLVANIA AND EASTERN STATES.

Miss Mary Browne of Los Angeles, Cal., defeated Miss Edna Wildey of Plainfield, N. J., in the final round of the singles in the women's tennis championship of Pennsylvania and eastern states at the Merion Cricket club, Haverford, Pa., May 31, 1913, by 6-2, 6-4. In the final round of the doubles Miss Dorothy Greene and Miss Edna Wildey defeated Mrs. Robert Williams and Miss Mary Browne, 6-3, 8-6.

CLAY COURT CHAMPIONSHIPS.

The clay court championship tournament for the championship of the United States took place on the grounds of the Omaha (Neb.) Field club July 21-26, 1913. In the singles John Strachan of San Francisco, Cal., defeated Merrill Hall of New York in the final match, 6-0, 6-4, 4-6, 6-4. In the doubles the championship was forfeited to John Strachan and Clarence Griffin by Fred Harris and Merrill Hall.

COURT TENNIS.

For the eighth consecutive year Jay Gould of Lakewood, N. J., successfully defended his title of national amateur court tennis champion by defeating Joshua Crane of Boston in Boston, Mass., April 12, 1913. The scores were 6-4, 6-0, 6-2.

Jay Gould and W. H. T. Hnhn of Philadelphia won the court tennis championship in doubles in New York, N. Y., April 19, 1913, by defeating Payne Whitney and Milton S. Barger of New York, 6-4, 6-4, 6-0.

INDOOR TENNIS.

Gustave F. Touchard won the national indoor tennis championship in New York, N. Y., Feb. 20, defeating George C. Shafer, 6-4, 3-6, 6-3, 6-4.

TENNIS CHAMPIONS IN 1913.

National (singles)—M. E. McLoughlin.
National (doubles)—M. E. McLoughlin and T. C. Bundy.

Davis Challenge Cup—America.
Eastern (singles)—William Johnston.
Eastern (doubles)—G. F. Touchard-M. W. Washburne.

Western (singles)—Clarence Griffin.
Western (doubles)—Heath Byford-R. H. Burdick.
Pacific Coast (singles)—William Johnston.
Pacific Coast (doubles)—Clarence Griffin-John Strachan.
Southern (singles)—Nat Thornton.
Southern (doubles)—R. Shelton-J. B. Adoue.
New England (singles)—Arlie H. Man, Jr.
North Central States (singles)—Heath Byford.
North Central States (doubles)—Heath Byford-Ralph Burdick.
South Central States (singles)—C. Drummond Jones.
Tristate at Cincinnati (singles)—W. S. McElroy.
Northwestern (singles)—J. Armstrong.
Northwestern (doubles)—S. Stellwagen-T. N. Jayne.
Cotton States (singles)—Carleton Smith.
Meadow Club (singles)—W. J. Clothier.
Meadow Club (doubles)—J. Strachan-C. J. Griffin.
Metropolitan (doubles)—C. M. Bull, Jr.-M. W. Washburne.
International at Niagara-on-the-Lake (singles)—Clarence Griffin.
International at Niagara-on-the-Lake (doubles)—Wm. Johnston-C. Griffin.
London, England (singles)—Wallace F. Johnson.
Al-England (singles)—A. F. Wilding.
All England (doubles)—H. R. Barrett-C. P. Dixon.
Missouri Valley (singles)—Roland Hoerr.
Missouri Valley (doubles)—J. Cannon-D. Teachenor.
Eastern Intercollegiate (singles)—R. N. Williams, Jr.
Eastern Intercollegiate (doubles)—J. Armstrong-M. W. Washburne.
Western Intercollegiate (singles)—Albert Green.
Western Intercollegiate (doubles)—Albert Green-Alexander Squair.
New York State (singles)—William Johnston.
New York State (doubles)—Frederick C. Inman-F. C. Baggs.
Illinois State (singles)—Walter Hayes.
Illinois State (doubles)—Heath Byford-Ralph Burdick.
Rhode Island (singles)—E. H. Whitney.
Ohio (singles)—Charles O. Benton.
Michigan (singles)—Charles O. Benton.
Michigan (doubles)—A. L. Green-J. Lindauer.
Minnesota (singles)—J. Armstrong.
Minnesota (doubles)—J. Armstrong-J. W. Adams.
Nebraska (singles)—Harry Koch.
Wisconsin (singles)—Heath Byford.
Wisconsin (doubles)—J. J. Forstall-B. Larned.

WOMEN.

National (singles)—Miss Mary Browne.
National (doubles)—Miss Mary Browne-Mrs. Robert Williams.
Eastern (singles)—Miss Mary Browne.
Eastern (doubles)—Miss Dorothy Greene-Miss Edna Wildey.
Longwood cup—Mrs. G. W. Wightman (Hazel Hotchkiss).
Western (singles)—Miss Gwendolyn Rees.
Western (doubles)—Miss Gwendolyn Rees-Miss Carrie B. Neely.
International—Mrs. Robert Williams.

BOWLING.

AMERICAN BOWLING CONGRESS.

Leading winners in the thirteenth annual tournament of the American Bowling congress, held in Cleveland, O., Feb. 22-March 13, 1912:

FIVE-MAN TEAMS.

Team and City.	Score.	Prize.
Fior de Knispels, St. Paul.	3,006	\$600
Overlands, Toledo.	2,992	525
Hudson Stars, Newark, N. J.	2,946	450
Sir Cliftons, Chicago.	2,943	400
Cadillacs, Detroit.	2,934	350
Gambrius, Columbus.	2,903	300
Colonnas, Chicago.	2,900	275
Ducators, Chicago.	2,896	250
Morgenroths, Milwaukee.	2,894	225
Lexington No. 1, Lexington, Ky.	2,890	200

TWO-MAN TEAMS.

Schultz-Koster, Newark, N. J.	1,291	\$350
Mountain-Carlson, Chicago.	1,277	300
Seibert-Ad Root, Toledo.	1,268	260
Mausier-Welsh, Youngstown, O.	1,266	220

	Score.	Prize.
Fischer-Bruck, Chicago.	1,259	195
Smith-O. Riddell, New York.	1,258	170
Wilson-Christy, Excelsior Springs, Mo.	1,253	156
Haley-O'Connell, Detroit.	1,251	135
Hoyer-Ashley, Sioux City.	1,247	60
Haas-Carr, Fort Wayne.	1,247	60

SINGLES.

F. Peterson, Columbus, O.	693	\$225.00
W. King, Cleveland, O.	680	200.00
*J. Genahl, Oshkosh, Wis.	672	162.50
*W. Knox, Philadelphia.	672	162.50
M. Mateser, Youngstown, O.	663	125.00
L. Huebner, Chicago.	662	110.00
*J. Higgins, Detroit.	661	90.00
*E. Hilker, St. Louis.	661	90.00
*W. Heins, Newark, N. J.	661	90.00
W. A. Spencer, Chicago.	658	70.00

*Tied, prizes split.

ALL EVENTS.

Hermann, Cleveland.	1,972	\$150
Haas, Fort Wayne.	1,894	125
Heins, Newark, N. J.	1,891	100
Schultz, Newark, N. J.	1,870	90
L. Higgins, Detroit.	1,866	80
Smith, New York.	1,865	70
Scully, Chicago.	1,860	60
Sallander, Chicago.	1,857	50
Haley, Detroit.	1,855	40
Erickson, Oshkosh, Wis.	1,854	35

CHAMPIONSHIP RECORD.

Five-Man Teams.

Year.	Team and city.	Score.
1901—Standards, Chicago.		2,720
1902—Fidelias, New York.		2,792
1903—O'Learys, Chicago.		2,819
1904—Ansons, Chicago.		2,787
1905—Gunthers No. 2, Chicago.		2,795
1906—Centurys No. 1, Chicago.		2,794
1907—Furniture Citys, Grand Rapids.		2,775
1905—Bonds, Columbus, O.		2,927
1909—Lipmans, Chicago.		2,962
1910—Cosmos, Chicago.		2,880
1911—Fleencers, Chicago.		2,924
1912—Piorwick All Stars, New York.		2,904
1913—Flor de Knispels, St. Paul.		3,006

TWO-MAN TEAMS.

1901—Voorhees-Starr, New York.	1,203
1902—McLean-Steers, Chicago.	1,237
1903—Collins-Selbach, Columbus.	1,227
1904—Kraus-Spies, Washington.	1,184
1905—Stretch-Rolfe, Chicago.	1,213
1906—Hamilton-Insey, Philadelphia.	1,268
1907—Richter-Bigley, Louisville.	1,164
1908—Klene-Chalmers, Chicago.	1,254
1909—Schwoeiger brothers, Madison, Wis.	1,304
1910—Daiker-Weitman, Cincinnati.	1,231
1911—Hartley-Seller, East Liverpool, O.	1,246
1912—Owen-Sutton, Louisville, Ky.	1,259
1913—Schultz-Koster, Newark, N. J.	1,291

SINGLES.

1901—Frank Brill, Chicago.	648
1902—Fred Strong, Chicago.	649
1903—David A. Jones, Milwaukee.	683
1904—Martin Kern, St. Louis.	647
1905—C. Anderson, St. Paul.	651
1906—Frank T. Favour, Oshkosh.	669
1907—M. Levey, Indianapolis.	624
1908—A. Wenzler, Chicago.	699
1909—Larry Sutton, Rochester, N. Y.	691
1910—Thomas Haley, Detroit.	705
1911—J. Blouin, Chicago.	681
1912—Larry Sutton, Rochester, N. Y.	679
1913—F. Peterson, Columbus, O.	693

American Bowling Congress Officials (1913-1914)—President, George B. Howard, Chicago; secretary, A. L. Langtry, Milwaukee, Wis.; treasurer, F. L. Padeloup, Chicago.

NATIONAL BOWLING ASSOCIATION.

In the seventh annual tournament of the National Bowling association, held in Rochester, N. Y., April 5-22, 1913, the Bronx Centrals of New York, N. Y., won the five-man team event with a score of 2,938. The doubles event was won by Smith and Riddell of New York, N. Y., with a score of 1,259, and the individual event by George Kumpf of Buffalo, N. Y., with the record score of 712.

Winners to date:

FIVE-MAN TEAMS.		Score.
1907—Corinthians, New York	2,814
1908—Brunswicks, New York	2,893
1909—Corinthians No. 8, New York	2,899
1910—Chalmers, Detroit	2,917
1911—Bonds, Cleveland	2,969
1912—Grand Centrals, Rochester	2,997
1913—Bronx Centrals, New York	2,938

TWO-MAN TEAMS.		Score.
1907—Tuthill-Nelson, Brooklyn	1,220
1908—McGuirk-Grady, Fairport	1,313
1909—Satterthwaite-Rodgers, Philadelphia	1,293
1910—Burdine-Eckstein, Washington, D. C.	1,305
1911—Kelsey-Johnson, New Haven, Conn.	1,355
1912—Johnson-Lindsey, New Haven, Conn.	1,301
1913—Smith-Riddell, New York	1,259

INDIVIDUALS.		Score.
1907—Frank Sauer, New York	657
1908—Fred Schwartje, Brooklyn	697
1909—E. Thompson, Brooklyn	699
1910—Tony Prio, Brooklyn	705
1911—Joseph West, London, Ont.	694
1912—Leo Lucke, Brooklyn	699
1913—George Kumpf, Buffalo	712

National Bowling Association Officials (1913-1914)—President, E. E. Dungan, Philadelphia, Pa.; permanent secretary, Major Gage, Rochester, N. Y.; treasurer, William Cordes, New York, N. Y.

INTERNATIONAL BOWLING ASSOCIATION.

In the International Bowling association tournament in Minneapolis, Minn., ending March 24, 1913, the Blatz team of Chicago was the winner in the five-man event with a score of 2,916, which is a record for the organization. In the doubles, J. and M. Klaes, father and son, were the winners with a score of 1,221. In the individuals, Harry Steers of Chicago won first place with 654. The tournament of 1914 will also be held in Minneapolis. Summary of winners to date:

FIVE-MAN TEAMS.		Score.
1903—Acnes, St. Paul	2,726
1904—Capitols, St. Paul	2,694
1905—Courts, St. Paul	2,820
1906—Capitols, St. Paul	2,746
1907—Pisters, St. Paul	2,781
1908—Anheuser-Busch, St. Paul	2,789
1909—Doris, St. Paul	2,653
1910—Chalmers-Detroit, Chicago	2,760
1911—Capitols, St. Paul	2,849
1912—Americans, St. Paul	2,905
1913—Blatz, Chicago	2,916

TWO-MAN TEAMS.		Score.
1903—Olness-Wooley, Minneapolis	1,213
1904—Hansen-Parker, Minneapolis	1,174
1905—Wooley-Garland, Minneapolis	1,277
1906—Gosewich-Muggley, St. Paul	1,160
1907—Listy-Ferguson, Duluth	1,196
1908—Moshofsky-Haderer, St. Paul	1,246
1909—Yost-Miller, St. Paul	1,185
1910—Martin-Vandertunk, St. Paul	1,243
1911—Martin-Vandertunk, St. Paul	1,303
1912—Lee-De Vos, Milwaukee	1,222
1913—Klaes-Klaes, Duluth	1,221

INDIVIDUALS.		Score.
1903—Skorish, St. Paul	674
1904—Alness, Minneapolis	658
1905—Kampman, St. Paul	636
1906—Werner, Winona	589
1906—G. Olson, Duluth	589
1907—Wooley, Minneapolis	617
1908—Campbell, Duluth	622
1909—Dolan, Minneapolis	636
1910—Johnson, Minneapolis	618
1911—Con Sandblom, St. Paul	693
1912—F. L. Trainer, Sioux City	642
1913—Harry Steers, Chicago	654

International Bowling Association Officials (1913-1914)—President, Frank R. Mahone, St. Paul, Minn.; secretary, Theodore Gronewald, St. Paul, Minn.; treasurer, Walter Ryberg, Minneapolis, Minn.

BILLIARDS.

AMATEUR 18-2 CHAMPIONSHIP.

NATIONAL.

The annual class A championship tournament of the National Amateur Billiard Players of America took place in Philadelphia, Pa., March 23-April 4,

1913. Joseph Mayer of Brooklyn was the winner. Final standing:

	W.	L.	Pct.	H. R.	H. A.	G. A.			
Mayer	6	0	1,000	130	22	4-18	14	132-162
Conklin	5	1	833	100	17	9-23	11	155-200
Gardner	4	2	667	89	15	10-26	11	100-187
Collins	2	4	333	93	14	8-28	8	113-262
Morton	2	4	333	72	11	11-22	7	147-253
Duniway	1	5	167	81	11	11-33	7	214-217
Uffenheimer	1	5	167	61	10	0-40	7	206-234

Until 1908 the amateur billiard championship was decided at the 14-2 balkline game of 300 points. In that year it was changed to the 18-2 game of 400 points now played. Following is the championship record since the tournaments were started:

1901—A. R. Townsend, New York
1902—Edward W. Gardner, Montclair, N. J.
1903—W. P. Foss, Haverstraw, N. Y.
1904—J. F. Poggenburg, New York
1905—C. F. Conklin, Chicago
1906—Edward W. Gardner, Montclair
1907—Caiviu Demarest, Chicago
1908—Caivin Demarest, Chicago
1909—H. A. Wright, San Francisco
1910—Edward W. Gardner, Montclair
1911—J. F. Poggenburg, New York
1912—Morris Brown, Brooklyn
1913—Joseph Mayer, Brooklyn

PROFESSIONAL 18-1 CHAMPIONSHIP.

In a game for the professional 18-1 balkline billiard championship, played in Pittsburgh, Pa., Jan. 9, 1913, Ora C. Morningstar of that city retained the title by defeating George Sutton of Chicago, 500 to 473. Score in detail:

Morningstar—0, 13, 24, 3, 1, 8, 47, 1, 4, 13, 0, 0, 2, 31, 15, 13, 0, 65, 12, 0, 8, 29, 16, 3, 0, 34, 17, 38, 0, 59, 43, 1—500. Average, 15 20-32.
Sutton—6, 0, 13, 0, 1, 32, 29, 30, 1, 2, 2, 42, 4, 16, 22, 3, 0, 14, 45, 1, 58, 15, 26, 3, 40, 0, 44, 6, 14, 8, 1—473—Average, 15 13-31.

In another game for the 18-1 championship, played in Pittsburgh, Pa., March 19, 1913, Willie Hoppe of New York defeated Ora C. Morningstar by a score of 500 to 211. Scores:

Hoppe—1, 25, 2, 26, 0, 56, 0, 2, 2, 8, 0, 2, 96, 10, 26, 29, 0, 1, 24, 1, 2, 3, 19, 7, 26, 3, 11, 3, 0, 1, 34, 80—500. High run, 96. Average, 15 20-32.
Morningstar—0, 0, 2, 0, 2, 0, 26, 10, 0, 10, 10, 0, 2, 0, 0, 4, 1, 0, 1, 5, 0, 24, 8, 15, 0, 0, 2, 73, 13, 5, 0, 0—211—High run, 73. Average, 6 25-31.

PROFESSIONAL 18-2 CHAMPIONSHIP.

Willie Hoppe defeated George Sutton in a match game for the 18-2 balkline billiard championship in New York, N. Y., Feb. 5, 1913, by the following score:

Hoppe—12, 1, 1, 117, 19, 47, 2, 45, 18, 3, 53, 16, 19, 34, 9, 48, 12, 0, 22, 5, 0, 17—500.
Sutton—5, 22, 5, 2, 12, 1, 0, 13, 21, 99, 9, 9, 11, 7, 22, 39, 8, 0, 0, 16, 0—301.

Willie Hoppe defeated Koji Yamada of Japan in a challenge game of 18-2 balkline billiards in New York, N. Y., May 27, 1913, by the following score: Hoppe—0, 115, 67, 39, 8, 0, 0, 50, 35, 29, 66, 91—500. Average, 41 8-12.

Yamada—15, 2, 10, 0, 4, 0, 0, 1, 0, 1—33. Average, 3.

THREE CUSHION BILLIARDS.

NATIONAL LEAGUE SERIES.

The National Billiard league's three cushion championship season, ending April 9, 1913, resulted in a tie between Chicago and Pittsburgh, each having won 26 and lost 16 games. The standing of the clubs was:

	W.	L.	Pct.		W.	L.	Pct.		
Chicago	26	16	.619	New York	21	21	.500
Pittsburgh	26	16	.619	Philadelphia	19	22	.458
St. Louis	24	18	.571	Kansas City	19	23	.452
Brooklyn	24	18	.571	Boston	9	33	.281

In the play-off Chicago and Pittsburgh each won three games, but the former scored 283 points to 273 for the latter, and Chicago was consequently declared winner. The last game in the series of six was played in Pittsburgh, April 30.

THREE CUSHION CHAMPIONSHIP.

Alfred De Oro of New York regained the three cushion billiard championship of the world by defeating John Horgan of St. Louis in a match contest of 150 points in San Francisco, Cal., May 29, 1913. The final score was: De Oro, 150; Horgan, 120. The match was played in blocks of 50 points each.

POCKET BILLIARDS.

In a match, the last block of which was played Feb. 27, 1913, in New York city, for the pocket billiard championship of the world, Alfred De Oro defeated Thomas Hueston by a total score of 600 to 386.

Benny Allen of Kansas City, Mo., won the pocket billiard championship from Alfred De Oro in a match, the last block of which was played in New York city Oct. 3, 1913. The total score was: Allen, 800; De Oro, 516.

YACHTING.

THE AMERICA'S CUP.

The New York Yacht club and the Royal Ulster Yacht club, representing Sir Thomas Lipton, reached an agreement in July, 1913, to contest for the historic America's cup in September, 1914. Owing chiefly to a disagreement as to the size of the competing boats no races for the trophy have been sailed since 1903. Sir Thomas Lipton proposed that the yachts be limited to seventy-five feet on the water line. According to the deed of gift, the defending club has the right to select a vessel of such size as it pleases, provided it be not less than sixty-five nor more than ninety feet on the water line, and the New York Yacht club was therefore unwilling to meet the condition proposed. July 20, 1913, the Ulster Yacht club of Belfast cabled that the conditions prescribed by the New York Yacht club had been accepted and signed and that Sir Thomas Lipton would send his Shamrock IV, to contest with an American defender. The conditions and rules, announced Aug. 28, do not differ materially from those under which the last races for the America's cup were sailed.

Starting on Thursday, Sept. 10, 1914, the races will be sailed on Thursdays, Saturdays and Tuesdays, until a winner of the cup is determined. Should Shamrock IV., the challenger, be detained by weather or other cause from reaching here in time it will be given time for fitting out after its arrival, but the first race must, under the rules, be started not later than Sept. 17.

The first race will be thirty miles to windward, the second over an equilateral triangle, and the third similar to the first. If fourth and fifth races are necessary they are to be sailed respectively as the second and first. The races are to be started from the Sandy Hook lightship. The time limit of the races, it is agreed, is to be six hours instead of five and one-half as hitherto. The Shamrock IV. is a seventy-five foot cutter.

The challenger shall be informed at least one week before the first race what vessel is to defend the cup. The system of measurement, time allowance and racing rules of the New York Yacht club, as they exist, shall govern the races, unless inconsistent with the provisions of the agreement between the clubs. It was announced Sept. 5 that a seventy-five foot all steel sloop of keel type would be built at the Herreshoff yards at Bristol, R. I., as a candidate to defend the America's cup.

RECORD OF RACES TO DATE.

1851—Aug. 22. In this year of the great exhibition in London the Royal Yacht Club of England offered a cup to the winner of a yacht race around the Isle of Wight. The course was 60 miles in length and was won by the schooner yacht America, designed by George Steers for John C. Stevens of the New York Yacht club. The America was 94 feet over all, 88 feet on the water line, 22½ feet beam and 11½ feet draft. There was no time allowance and the competing yachts ranged in size from a three-masted 322-ton schooner, the Brilliant, to the 47-ton cutter, the Aurora, which came in second in the race. The time of the America was 10 hours and

34 minutes; that of the Aurora was 24 minutes slower. The cup after that became known as the America's cup and has now been successfully defended for sixty-two years.

1870—Aug. 8, New York Yacht club course: Magic, 3:58:21; Cambria, 4:37:38.

1871—Oct. 16, New York Yacht club course: Columbia, 6:19:41; Livonia, 6:46:45. Oct. 18, 20 miles to windward off Sandy Hook and return: Columbia, 3:07:41½; Livonia, 3:18:15½. Columbia disabled in third race Oct. 19. Oct. 21, 20 miles to windward off Sandy Hook and return: Sappho, 5:39:02; Livonia, 6:09:23. Oct. 23, New York Yacht club course: Sappho, 4:16:17; Livonia, 5:11:55.

1876—Aug. 11, New York Yacht club course: Madeleine, 5:23:54; Countess of Dufferin, 5:34:53. Aug. 12, 20 miles to windward off Sandy Hook and return: Madeleine, 7:18:46; Countess of Dufferin, 7:46:00.

1881—Nov. 9, New York Yacht club course: Mischief, 4:17:00; Atalanta, 4:45:39¼. Nov. 10, 16 miles to leeward off Sandy Hook and return: Mischief, 4:54:53; Atalanta, 5:33:47.

1885—Sept. 14, New York Yacht club course: Puritan, 6:06:05; Genesta, 6:22:24. Sept. 16, 20 miles to leeward off Sandy Hook light and return: Puritan, 5:03:14; Genesta, 5:04:52.

1886—Sept. 9, New York Yacht club course: Mayflower, 5:26:41; Galatea, 5:38:43. Sept. 11, 20 miles to leeward off Sandy Hook light and return: Mayflower, 6:49:10; Galatea, 7:18:09.

1887—Sept. 27, New York Yacht club course: Volunteer, 4:53:18; Thistle, 5:12:41¾. Sept. 30, 20 miles to windward off Scotland light and return: Volunteer, 5:42:56¼; Thistle, 5:54:46.

1893—Oct. 7, 15 miles to windward off Sandy Hook light and return: Vigilant, 4:05:47; Valkyrie, 4:11:35. Oct. 9, triangular 30-mile course, first leg to windward: Vigilant, 3:25:01; Valkyrie, 3:35:36. Oct. 13, 15 miles to windward off Sandy Hook light and return: Vigilant, 3:24:39; Valkyrie, 3:25:19.

1895—Sept. 7, 15 miles to windward and return, east by south off Point Seabright, N. J.; Defender, 4:57:55; Valkyrie III., 5:08:44. Sept. 11, triangular course, 10 miles in each leg: Valkyrie III., 3:55:09; Defender, 3:55:56; won by Defender on a foul. Sept. 13, Defender sailed over course and claimed cup and race; claim allowed.

1899—Oct. 16, 15 miles to windward and return, off Sandy Hook: Columbia, 4:53:53; Shamrock, 5:04:07. Oct. 17, triangular course, 10 miles to a leg: Columbia, 3:37:00; Shamrock snapped its topmast. Oct. 20, 15 miles to leeward and return: Columbia, 3:38:09; Shamrock, 3:43:26.

1901—Sept. 28, 15 miles to windward and return, off Sandy Hook: Columbia, 4:30:24; Shamrock II., 4:31:44. Oct. 3, triangular course: Columbia, 3:12:35; Shamrock II., 3:16:10. Oct. 4, 15 miles to leeward and return: Columbia, 4:32:57; Shamrock II., 4:33:38.

1903—Aug. 22, 15 miles to leeward and return, off Sandy Hook: Reliance, 3:31:17; Shamrock III., 3:41:17. Aug. 25, triangular course, 10 miles to leg: Reliance, 3:14:54; Shamrock III., 3:18:10. Sept. 3, 15 miles to windward and return: Reliance, 4:28:04; Shamrock III. did not finish.

THE EMPEROR'S CUP.

The first international ocean yacht race for a cup offered by the emperor of Germany was sailed in 1905. The course was from Sandy Hook, N. J., to the Lizard, England, a distance of approximately 3,000 miles. The Atlantic, which was sailed by Capt. Charles Barr, won the race, arriving at the Lizard at 9:16 p. m., May 29, and beating the best previous record, made by the Endymion, by one day and sixteen and one-half hours. The actual elapsed time was twelve days and four hours, and the best day's run was 341 miles. The Hamburg race in second May 30 and the Valhalla third May 31.

MANHASSET CUP.

Michigan, representing the Chicago Yacht club, which won the Manhasset cup at Greenwich, Conn., in 1912, successfully defended the trophy in a series of races sailed on Lake Michigan off Chicago Sept. 22-25, 1913. It won the first two races but was beaten in the third by South Shore, which had

been second in the other contests. Michigan was third in the third race and consequently was tied in points with South Shore, each having thirteen. In the sail-off of the tie Michigan won. The only eastern yacht competing was Stranger, owned by R. P. Jencks of the Rhode Island Yacht club of Providence. It was third in the first and second races and fourth in the third.

SONDER YACHT RACING.

In a series of five races between three German and three American boats of the sonder class, off Marblehead, Mass., Sept. 1-9, 1913, the American yachts were easily victorious, their rivals being eliminated in the first three contests. In the final race the Ellen, owned by C. P. Curtis of Boston, was the winner, the victory carrying with it the President Wilson cup. The German boats were Angela IV., Serum and Wittelsbach X. The American boats, in addition to Ellen, were Cima, which won second place, and Sprig. Most of the races were sailed in light winds.

CAMERON CUP.

Nomad of the White Bear Yacht club, St. Paul, Minn., representing the United States, won the Cameron cup given by Lieut.-Gov. D. G. Cameron of Manitoba, Canada, by defeating Verve of the Lake of the Woods Yacht club, Manitoba, on White Bear lake, Minnesota, July 21 and 22, 1913. The races were over a twelve-mile course.

OCEAN CHALLENGE CUP.

The Ocean Challenge cup of the Brooklyn Yacht club was won by the 31-foot sloop Ediana of the Harlem Yacht club, July 4-6, 1913. The course was from Echo bay to and around Vineyard Sound lightship, thence outside of Block island and Long island to Gravesend bay, a distance of 280 miles. Amada was second and Hyperion third.

LONG ISLAND SOUND CHAMPIONS.

Winners of championship honors in the races sailed under the auspices of the Long Island Sound Yacht Racing association in 1913:

Class P—Josephine.
N. Y. Y. C. 30-footers—Nepsi.
Stamford schooners—Hopewell.
Sound schooners—Vandalla.
Manhasset Bay 20-footers—Mdle. Boss.
Larchmont Inter-Club—Wild Thyme.
Jewell class—Jade.
Bayside Birds—Dodo.
American dories—Fantog.
Star class—Star Faraway.

PUT-IN-BAY REGATTA.

Winners of the principal events at the regatta of the Interlake Yachting association at Put-in-Bay, O., July 22-23, 1913:

Class P—Michigan, Chicago.
Class R—Psammid II., Cleveland.
Class F, 21-footers—Camille, Detroit.
Class A, modern cruisers—Cardenia, Toronto.
Class H, 18-footers—Dorchen II., Boston.
Class Y, yawls—Nahma, Detroit.
Class J, 16-footers—Sella II., Toledo.
Class D, veteran cruisers—Enright, Toledo.
Class L, 14-footers—Tyro, Toledo.
Class K, catboats—Old Sam, Toledo.

MIDDLE STATES REGATTA.

The twenty-fourth annual rowing regatta of the Middle States Regatta association took place on the Harlem river, New York city, Sept. 1, 1913. Winners and time:

Junior double sculls—Columbia Boat club, Pittsburgh; 5:56.
Senior double sculls, 140-pound class—Lone Star Boat club; no time taken.
Intermediate single shells—F. Miller, New York Athletic club; no time taken.
Junior four oared gig—Malta Boat club, Philadelphia; 5:05.
Intermediate quadruple sculls—Nassau Boat club; 4:40%.
Senior quadruple sculls—Riverside Boat club; 4:37%.
Intermediate four oared gig—Potomac Boat club, Washington; 5:30%.

Senior four oared barge—Ariel Rowing club, Baltimore; 5:44%.
Senior four oared shell—Wahnetah Boat club; no time taken.
Senior double sculls—Union Boat club, Boston; 5:31.
Intermediate double scull—Potomac Boat club, Washington; 5:31%.
Junior eight oared shells—Arundel Boat club, Baltimore; 4:50.
Intermediate eight oared shells—Metropolitan Rowing club; 4:55%.
Junior quadruple shells—Bayonne Rowing club; 5:08%.
Senior single sculls—Thomas J. Rooney, Ravenswood Boat club; 5:25.
Senior eight oared shells—New York Athletic club, 4:29%.
Senior four oared shells, 140-pound class—Ariel Boat club, Baltimore; no time taken.

CENTRAL STATES ROWING REGATTA.

The seventh annual regatta of the Central States Amateur Rowing association took place at Peoria, Ill., July 16 and 17, 1913. Winners and time in principal events:

JUNIOR DAY.

Six oared barges, $\frac{3}{4}$ mile dash—St. Louis Rowing club; 5:02.
Single scull shells, $\frac{1}{2}$ miles—E. Schopps, Grand Rapids Boat and Canoe club; 11:51%.
Pair oared shells, $\frac{1}{2}$ miles—Vogler and Bartsch, St. Louis Rowing club; 11:54%.
Single scull shells, $\frac{1}{4}$ mile dash—E. Schopps, Grand Rapids Boat and Canoe club; 1:41.
Four oared scull shells, $\frac{1}{2}$ miles—Central Rowing club, No. 1, St. Louis; 9:57.
Double scull shells, $\frac{1}{2}$ miles—Grand Rapids Boat and Canoe club; 11:10%.
Eight oared shells, $\frac{1}{4}$ miles straightaway—St. Louis Rowing club; 7:09%.

SENIOR DAY.

Six oared barges, $\frac{3}{4}$ mile straightaway—Mound City Rowing club, St. Louis; 3:59.
Single scull shells, $\frac{1}{2}$ miles—J. Kortlander, Grand Rapids Boat and Canoe club; 9:56%.
Four oared shells, $\frac{1}{2}$ miles—Mound City Rowing club, St. Louis; 9:10%.
Pair oared shells, $\frac{1}{2}$ miles—Oestreicher and Goessling, Century Boat club, St. Louis; 11:00.
Four oared scull shells, $\frac{1}{2}$ mile open—Mound City Rowing club, St. Louis; 2:32.
Double scull shells, $\frac{1}{2}$ miles—Ewert and Gordon, Lincoln Park Boat club, Chicago; 12:24.
Eight oared shells, $\frac{1}{4}$ miles straightaway—St. Louis Rowing club; 6:36.

SOUTHWESTERN REGATTA.

The regatta of the Southwestern Amateur Rowing association took place at Peoria, Ill., July 13-19, 1913. Winners and time in principal events:

JUNIOR DAY.

Six oared barges, $\frac{3}{4}$ mile straightaway—Western Rowing club, St. Louis, Mo.; 4:03.
Single scull shells, $\frac{1}{2}$ miles—Greene, Lincoln Park Boating club, Chicago, Ill.; 11:56%.
Pair oared scull shells, $\frac{1}{2}$ miles—Buder and Luth, Century Boat club, St. Louis; 10:56.
Single scull shells, open, $\frac{1}{4}$ mile dash—Floerke, Central Rowing club, St. Louis; 1:19%.
Four oared scull shells, $\frac{1}{2}$ miles—South Side Boat club, Quincy, Ill.; 9:37.
Double scull shells, $\frac{1}{2}$ miles—Korf and Rehberger, Lincoln Park Boat club; 10:35.
Eight oared shells, $\frac{1}{2}$ miles straightaway—Peoria Canoe club; 7:08.

SENIOR DAY.

Six oared barges, $\frac{3}{4}$ mile straightaway—Mound City Rowing club, St. Louis; 4:13%.
Single scull shells, $\frac{1}{2}$ miles—E. Schopps, Grand Rapids Boat and Canoe club; 10:46%.
Pair oared shells, $\frac{1}{2}$ miles—A. Bechetsbill and A. Goessling, Century Boat club, St. Louis; 11:00.
Four oared shells, $\frac{1}{4}$ mile dash—Western Rowing club, St. Louis; 2:39.
Double sculls, $\frac{1}{2}$ miles—J. Kortlander and E. Schopps, Grand Rapids Boat and Canoe club; 9:39.
Eight oared shells, $\frac{1}{4}$ miles—Mound City Rowing club; 6:44%.

Four oared shells, 1½ miles—Western Rowing club, St. Louis; 9:15½.

Junior four oared shells, 1½ miles—Grand Rapids Boat and Canoe club; 10:15½.

HENLEY REGATTA (ENGLAND).

The annual royal regatta took place July 2-5, 1913, at Henley-on-Thames, England, over the course of 1 mile 550 yards. Winners and time in principal events:

Grand challenge cup—Leander; 7:11.
Diamond challenge sculls—C. McVilly, Tasmania; 8:49.

Thames challenge cup—Oriel college; 7:30.
Stewards' challenge cup—New college (no competition in final).

Silver goblets and Nickalls' challenge cup—Trinity Hall; 8:39.

Students' challenge cup—Pembroke college; 8:13.

Ladies' challenge cup—First Trinity; 7:24.

Wyfold challenge cup—Lady Margaret; 8:01.

NORTHWESTERN INTERNATIONAL REGATTA.

The northwestern international regatta took place at St. Paul, Minn., July 18-19, 1913, on the Mississippi river, over a course of 1½ miles. Winners and time in principal events:

Junior singles—D. Connelly, Minnesota; 8:25.

Bantam fours—Duluth; 7:03.

Senior fours (1 mile)—Winnipeg; 4:37½.

Junior doubles—D. Connelly and T. Ellerbee, Minnesota; 7:46.

Junior eights—Duluth; 6:46½.

Senior singles—D. Connelly, Minnesota; 8:00.

Junior fours—Duluth; 7:19.

Lapstreak fours (1 mile)—Duluth; 4:37½.

Senior fours—Connelly and Ellerbee, Minnesota; 7:37½.

Senior eights—Duluth No. 1; 6:45.

CANADIAN HENLEY.

The annual regatta of the Canadian Association of Amateur Oarsmen took place on the Henley course, Lake Ontario, at Port Dalhousie, Ont., Aug. 1 and 2, 1913. Winners and time in principal events:

Intermediate fours—Argonaut Rowing club, Toronto; 8:57.

Junior eights—Detroit (Mich.) Boating club; 7:01.

Junior doubles—Don Rowing club, Toronto, Ont.; 9:11.

140 pound fours—Argonauts; 9:28.

Senior eights—Winnipeg (Man.) Rowing club; 6:43.

Senior singles—R. J. Dibble, Don R. C.; no time taken.

Intermediate doubles—Don R. C.; no competition.

Senior doubles—Don R. C.; no competition.

Senior fours—Winnipeg R. C.; no time announced.

Junior fours—Britannia R. C., Ottawa; 9:16.

Junior singles—T. Finley, Don R. C.; 10:22.

Intermediate singles—T. Finley, Don R. C.; 10:00.

SCULLING.

Ernest Barry of London, England, champion professional sculler of the world, successfully defended his title July 21, 1913, by defeating Harry Pearce, champion of Australia, by two lengths over the Putney-Mortlake course on the Thames, England. Stakes of \$2,000 accompanied the title.

ROWING RECORDS.

¼ mile—*57, single scull, straightaway, Edwin Henley, Newark, N. J., July 11, 1901.

½ mile—*2:03½, single scull, straightaway, Edwin Henley, Newark, N. J., July 11, 1893.

1 mile—4:28, single scull, straightaway, James Stansbury, with tide, Thames river, England, July 11, 1896; *4:48, single scull, straightaway, Rupert Guinness, Thames river, England, 1893.

2 miles—*9:18, eight oars, straightaway, Cornell freshmen, Poughkeepsie, N. Y., June 26, 1903.

3 miles—*14:27½, eight oars, straightaway, Cornell varsity, New London, Conn., June 25, 1891.

4 miles—*18:53½, straightaway, eight oars, Cornell university, Poughkeepsie, N. Y., July 2, 1901.

*Performance by amateurs.

POWER-BOAT RACING.

HARMSWORTH CUP.

Maple Leaf IV., owned by E. Mackay Edgar and representing the Royal Motor Yacht Club of Eng-

land, retained the Harmsworth international motor boat trophy in 1913 by winning two out of three races in Osborne bay, Isle of Wight, Sept. 10-12. A French boat, Despujols II., won the first race, covering the course of 42.4 miles in 41:34. Maple Leaf IV. was second and Ankle Deep, one of the American entries, was third. Disturber III., the other American boat, did not finish, owing to a slight accident. The second race was won by Maple Leaf IV., in 39:29½. Despujols I. was second, Ankle Deep third and Disturber III. fourth. Despujols II. was disabled. The third and last race was won by Maple Leaf IV., in 40:10½. Ankle Deep was second in 43:25. Despujols I. and Disturber III. were third and fourth respectively, but their time was not taken.

The Harmsworth cup has now been won five times by Great Britain, four times by the United States and once by France.

WRIGLEY CUP.

James A. Pugh's Disturber III. won the Wrigley cup and the American free-for-all championship at the water carnival held at Chicago in August, 1913, in connection with the Perry centennial celebration. The course of 30 miles was covered by Disturber III. in 42:37, or at the rate of 42.3 miles per hour. J. Stuart Blackton's Baby Reliance, winner in 1912, was second.

The thirty-two foot hydroplane championship was won by Milton Smith's Oregon Kid and the twenty-six foot championship by J. Stuart Blackton's Baby Speed Demon. The twenty-foot championship was taken by Oregon Kid.

PHILADELPHIA TO BERMUDA.

The power boat Dream won the annual race for craft of its kind from Philadelphia to Hamilton, Bermuda, June 7-11, 1913. The Barbara II. was the first to cross the finishing line at 3:25:20 a. m., June 11, the Dream not arriving until 4:55 p. m. The latter, however, had a time allowance of 15:44:42 and was declared the winner by 3:14:56. The time occupied by the Barbara II. in making the trip of 734 nautical miles was 85 hours 14 minutes 20 seconds.

In a return race from Bermuda to Brooklyn, June 17-21, the Tocsam was the winner on a time allowance of eleven hours, reaching the goal 6 hours 33 minutes after Barbara II. Dream did not compete.

AROUND MANHATTAN ISLAND.

June 15, 1913, in a motor boat race around Manhattan island, New York, a distance of 25.25 miles, the Valiant was the winner in the open boat class on time allowance, defeating Bunk III. by 2 minutes 47 seconds. Bunk III. made the distance in 2:38:26.

PHILADELPHIA-OVERFALLS RACE.

Caliph, owned by M. E. Brigham, won the Philadelphia-Overfalls lightship motor boat race of 154 nautical miles in 14 hours 54 minutes 31 seconds May 30-31, 1913. It had a time allowance of 3:29:16. C. L. Lagen's Dream was second.

GOLD CHALLENGE CUP.

In the races for the gold challenge cup of the American Power Boat association at Alexandria Bay, N. Y., July 31, Aug. 1 and 2, 1913, Ankle Deep was the winner, with P. D. Q. III. second.

NEW YORK TO ALBANY AND RETURN.

Ten motor boats took part in the race of 235 nautical miles from New York to Albany and back June 28-29, 1913. Blue Peter, owned by A. Nachman, was the winner, its elapsed time being 23 hours 55 minutes 21 seconds. This is the best record for the course. Respite was second, Excelsior third and Thistle fourth. The race was under the auspices of the New York Motor Boat club.

THOMAS TROPHY.

J. Stuart Blackton's Baby Reliance III. won the Thomas trophy and the international championship of America in the power boat races on Niagara river at Buffalo, N. Y., Sept. 4-6, 1913. Haida Papoose was second.

The Blackton \$5,000 trophy was taken by Haida Papoose, owned by Max C. Fleischmann of Cincinnati.

REGATTA AT KEOKUK, IOWA.

In the power boat regatta on the Mississippi river at Keokuk, Iowa, Aug. 27-29, 1913, Oregon Kid was the winner in the principal event, the class E races. It covered twenty miles in 26:50% and ten miles in 15:07%.

REGATTA AT KANSAS CITY, MO.

Baby Reliance won the national motor boat speed contest over a seven-mile course on the Missouri river at Kansas City, Mo., Sept. 27, 1913, in 11:09. Oregon Kid was second.

ROWING.

INTERUNIVERSITY RACES. UNIVERSITY EIGHT OARED.

In 1898 the race took place on Saratoga lake over a three-mile course; the other contests were on the four-mile course at Poughkeepsie, N. Y.

- June 26, 1896—(1) Cornell, 19:59; (2) Harvard, 20:08; (3) Pennsylvania, 20:18; (4) Columbia, 21:25.
June 25, 1897—(1) Cornell, 20:34; (2) Yale, 20:44; (3) Harvard, 21:00.
July 2, 1897—(1) Cornell, 20:47%; (2) Columbia, 21:20%; (3) Pennsylvania, swamped.
July 2, 1898—(1) Pennsylvania, 15:51%; (2) Cornell, 16:06; (3) Wisconsin, 16:10; (4) Columbia, 16:21.
June 27, 1899—(1) Pennsylvania, 20:04; (2) Wisconsin, 20:05%; (3) Cornell, 20:13; (4) Columbia, 20:20.
June 30, 1900—(1) Pennsylvania, 19:44%; (2) Wisconsin, 19:46%; (3) Cornell, 20:04%; (4) Columbia, 20:08%; (5) Georgetown, 20:19%.
July 2, 1901—(1) Cornell, 18:53%; (2) Columbia, 18:58; (3) Wisconsin, 19:06%; (4) Georgetown, 19:21; (5) Syracuse, distanced; (6) Pennsylvania, distanced.
June 21, 1902—(1) Cornell, 19:05%; (2) Wisconsin, 19:13%; (3) Columbia, 19:18%; (4) Pennsylvania, 19:26; (5) Syracuse, 19:31%; (6) Georgetown, 19:32.
June 26, 1903—(1) Cornell, 18:57; (2) Georgetown, 18:27; (3) Wisconsin, 19:29%; (4) Pennsylvania, 19:30%; (5) Syracuse, 19:35%; (6) Columbia, 19:54.
June 28, 1904—(1) Syracuse, 20:22%; (2) Cornell, 20:31%; (3) Pennsylvania, 20:32%; (4) Columbia, 20:45%; (5) Georgetown, 20:52%; (6) Wisconsin, 21:01%.
June 28, 1905—(1) Cornell, 20:29%; (2) Syracuse, 21:47%; (3) Georgetown, 21:49; (4) Columbia, 21:53%; (5) Pennsylvania, 21:59%; (6) Wisconsin, 22:06%.
June 23, 1906—(1) Cornell, 19:36%; (2) Pennsylvania, 19:43%; (3) Syracuse, 19:45%; (4) Wisconsin, 20:13%; (5) Columbia, 20:18%; (6) Georgetown, 20:35.
June 26, 1907—(1) Cornell, 20:02%; (2) Columbia, 20:04; (3) Navy, 20:13%; (4) Pennsylvania, 20:33%; (5) Wisconsin (no time); (6) Georgetown (no time); (7) Syracuse (shell sunk).
June 27, 1908—(1) Syracuse, 19:34%; (2) Columbia, 19:35%; (3) Cornell, 19:39; (4) Pennsylvania, 19:52%; (5) Wisconsin, 20:00%.
July 2, 1909—(1) Cornell, 19:02; (2) Columbia, 19:04%; (3) Syracuse, 19:15%; (4) Wisconsin, 19:24%; (5) Pennsylvania, 19:32%.
June 26, 1910—(1) Cornell, 20:42%; (2) Pennsylvania, 20:44%; (3) Columbia, 20:54%; (4) Syracuse, 21:13; (5) Wisconsin, 21:16%.
June 27, 1911—(1) Cornell, 20:10%; (2) Columbia, 20:16%; (3) Pennsylvania, 20:33; (4) Wisconsin, 20:24; (5) Syracuse, 21:03%.
June 29, 1912—(1) Cornell, 19:21%; (2) Wisconsin, 19:25; (3) Columbia, 19:41%; (4) Syracuse, 19:47; (5) Pennsylvania, 19:55; (6) Stanford, 20:25.
June 21, 1913—(1) Syracuse, 19:28%; (2) Cornell, 19:31; (3) Washington, 19:33; (4) Wisconsin, 19:36; (5) Columbia, 19:38%; (6) Pennsylvania, 20:11%.

FOUR OARED RACES.

Poughkeepsie course, two miles.

- July 2, 1901—(1) Cornell, 11:39%; (2) Pennsylvania, 11:45%; (3) Columbia, 11:51%.
June 21, 1902—(1) Cornell, 10:43%; (2) Pennsylvania, 10:54%; (3) Columbia, 11:08.
June 26, 1903—(1) Cornell, 10:34; (2) Pennsylvania, 10:35%; (3) Wisconsin, 10:55%; (4) Columbia, 11:14.
June 28, 1904—(1) Cornell, 10:53%; (2) Columbia, 11:12%; (3) Pennsylvania, 11:15%; (4) Wisconsin, 11:18%; (5) Georgetown, 11:34%.

- June 28, 1905—(1) Syracuse, 10:15%; (2) Cornell, 10:17%; (3) Pennsylvania, 10:33%; (4) Columbia, 10:45; (5) Wisconsin, 10:52.
June 28, 1906—(1) Cornell, 10:34; (2) Syracuse, 10:48%; (3) Columbia, 10:55%; (4) Pennsylvania, 11:06%.
June 26, 1907—(1) Syracuse, 10:37%; (2) Cornell, 10:40; (3) Pennsylvania, 10:49; (4) Columbia, 10:59%.
June 27, 1908—(1) Syracuse, 10:52%; (2) Columbia, 11:06%; (3) Pennsylvania (disqualified for foul), 10:57%; (Cornell did not finish.)
July 2, 1909—(1) Cornell, 10:41; (2) Syracuse, 10:10; (3) Columbia, 10:12; (4) Pennsylvania, 10:27.
June 26, 1910—(1) Cornell, 11:37%; (2) Syracuse, 11:43%; (3) Columbia, 11:48%; (4) Pennsylvania, 12:22.
June 27, 1910—(1) Cornell; (2) Syracuse; (3) Columbia; (4) Pennsylvania. No official time taken.
June 29, 1912—(1) Cornell, 10:34%; (2) Columbia, 10:41%; (3) Syracuse, 10:58%; (4) Pennsylvania, 11:23%.
June 21, 1913—(1) Cornell, 10:47%; (2) Pennsylvania, 10:52%; (3) Columbia, 10:54%; (4) Wisconsin, 10:58%; (5) Washington, 12:08%; (6) Syracuse (no time taken).

UNIVERSITY FRESHMAN EIGHTS.

Poughkeepsie course, two miles.

- June 30, 1900—(1) Wisconsin, 9:45%; (2) Pennsylvania, 9:54%; (3) Cornell, 9:55%; (4) Columbia, 10:08.
July 2, 1901—(1) Pennsylvania, 10:20%; (2) Cornell, 10:23; (3) Columbia, 10:36%; (4) Syracuse, 10:44.
June 21, 1902—(1) Cornell, 9:34%; (2) Wisconsin, 9:42%; (3) Columbia, 9:49; (4) Syracuse, 9:53; (5) Pennsylvania, 10:05.
June 26, 1903—(1) Cornell, 9:18; (2) Syracuse, 9:22%; (3) Wisconsin, 9:32; (4) Columbia, 9:41; (5) Pennsylvania, 9:45.
June 28, 1904—(1) Syracuse, 10:01; (2) Cornell, 10:12%; (3) Pennsylvania, 10:18%; (4) Columbia, 10:23%.
June 28, 1905—(1) Cornell, 9:35%; (2) Syracuse, 9:49; (3) Columbia, 9:53; (4) Pennsylvania, 9:58%.
June 23, 1906—(1) Syracuse, 9:51%; (2) Cornell, 9:55; (3) Wisconsin, 9:55%; (4) Columbia, 10:07%; (5) Pennsylvania, 10:13%.
June 26, 1907—(1) Wisconsin, 9:58; (2) Syracuse, 10:03; (3) Pennsylvania, 10:04; (4) Columbia, 10:05%; (5) Cornell, 10:07%.
June 27, 1908—(1) Cornell, 9:29%; (2) Syracuse, 9:28; (3) Columbia, 9:43; (4) Wisconsin, 9:55%; (5) Pennsylvania, 10:42.
July 2, 1909—(1) Cornell, 9:07%; (2) Syracuse, 9:14%; (3) Pennsylvania, 9:21; (4) Wisconsin, 9:22%; (5) Columbia, 9:26.
June 26, 1910—(1) Cornell, 10:40%; (2) Columbia, 10:53%; (3) Syracuse, 10:53%; (4) Pennsylvania, 11:05%; (5) Wisconsin, 11:15%.
June 27, 1911—(1) Columbia, 10:13%; (2) Cornell; 10:20%; (3) Syracuse, 10:23%; (4) Pennsylvania, 10:24%; (5) Wisconsin, 10:38.
June 29, 1912—(1) Cornell, 9:31%; (2) Wisconsin, 9:35%; (3) Syracuse, 9:42%; (4) Pennsylvania, 9:46%; (5) Columbia, 9:47.
June 21, 1913—(1) Cornell, 10:04%; (2) Wisconsin, 10:07%; (3) Syracuse, 10:14%; (4) Pennsylvania, 10:25%; (5) Columbia, 10:29.

HARVARD-YALE RACES.

UNIVERSITY EIGHTS.

Table with 3 columns: Year, Winner, Time. Rows include 1876-Yale (22:30), 1877-Harvard (24:36), 1878-Harvard (20:44%), 1879-Harvard (22:15), 1880-Yale (24:27), 1881-Yale (22:13), 1882-Harvard (20:47), 1883-Harvard (24:26), 1884-Yale (20:31), 1885-Harvard (25:15%), 1886-Yale (21:05%), 1887-Yale (22:56), 1888-Yale (20:10), 1889-Yale (21:30), 1890-Yale (21:29), 1891-Harvard (21:23), 1892-Yale (20:48), 1893-Yale (25:01%), 1894-Yale (22:47), 1895-Yale (21:30).

Table with 2 columns: Loser's time. Rows include 22:33, 24:44, 21:29, 23:58, 25:09, 22:19, 25:59, 20:46, 26:30, 21:05%, 23:14%, 21:24, 21:55, 21:40, 21:23, 21:57, 21:40, 25:15, 24:40, 25:16.

Year. Winner.	Time.	Loser's time.
1899—Harvard.....	20:52½	21:13
1900—Yale.....	21:12¾	21:37¾
1901—Yale.....	23:37	23:45
1902—Yale.....	20:20	20:33
1903—Yale.....	20:19¾	20:29¾
1904—Yale.....	21:40½	22:10
1905—Yale.....	22:33½	22:36
1906—Harvard.....	23:02	23:11
1907—Yale.....	21:10	21:13
1908—Harvard.....	24:10	*
1909—Harvard.....	21:50	22:10
1910—Harvard.....	20:46½	21:04
1911—Harvard.....	22:44	23:40
1912—Harvard.....	21:43½	22:04
1913—Harvard.....	21:42	22:20

*Time not taken. Yale stroke oar collapsed at end of 2½ miles.

Of the above races the first two were rowed on the Springfield (Mass.) course and the remainder on the New London course, which is four miles straightaway. There were no dual races in 1896, 1897 and 1898. The Harvard-Yale freshmen and four-oared races are rowed at the same time and place as the eight-oared races.

HARVARD-YALE FRESHMAN EIGHTS.

Two miles.

Year. Winner.	Time.	Loser's time.
1901—Yale.....	10:37¾	10:58
1902—Dead heat.....	10:13	10:13
1903—Yale.....	9:48¾	9:48¾
1904—Yale.....	10:20	10:20½
1905—Harvard.....	9:59	10:04
1906—Yale.....	11:39¾	10:41
1907—Harvard.....	11:15	11:19
1908—Harvard.....	9:38½	9:47½
1909—Harvard.....	1:32	12:09
1910—Harvard.....	11:54½	12:02
1911—Yale.....	11:53	11:59½
1912—Harvard.....	10:52	10:54½
1913—Harvard.....	10:41	10:45

HARVARD-YALE FOUR-OARED RACE.

1901—Harvard.....	11:49¾	12:02½
1902—Harvard.....	11:19½	11:25½
1903—Yale.....	10:59¾	11:10½
1904—Harvard.....	12:12	12:15
1905—Harvard.....	12:32	11:27
1906—Yale.....	12:15	12:21
1907—Yale.....	12:33	13:15
1908—Yale.....	10:33½	10:43
1909—Harvard.....	13:14	12:23
1910—Harvard.....	13:02½	13:18
1911—Harvard.....	13:37½	13:52
1912—Harvard.....	11:24	11:55
1913—Harvard.....	11:52	12:11

PRINCETON-HARVARD-PENNSYLVANIA.

Crews representing Princeton, Harvard and the University of Pennsylvania met in a race on the Charles river course of 1½ miles at Cambridge, Mass., May 12, 1913. Princeton won by a length in 10:18. Harvard was second in 10:22 and Pennsylvania third in 10:34.

COLUMBIA-ANNAPOLIS-PRINCETON.

Columbia university defeated Annapolis academy and Princeton university in an eight-oared race over a course of 1 5-16 miles on Lake Carnegie at Princeton, N. J., May 17. by half a length in 6:45½. Annapolis was second in 6:48¾ and Princeton third in 6:49¾.

CORNELL-HARVARD.

Cornell university defeated Harvard in an eight-oared race on Cayuga lake in 10:06, May 24, 1913. In a race between freshman eights Harvard defeated Cornell in 10:48. The races were over a two-mile course.

ANNAPOLIS-PENNSYLVANIA.

In a race between Annapolis (navy) and Pennsylvania eights at Annapolis, Md., May 24, the navy crew won by four lengths in 6:36¾. The Pennsylvania freshmen defeated the navy "piebes" by one length in 6:56. The races were over the inside or Henley course on the Severn river.

WISCONSIN-MINNESOTA.

The University of Wisconsin eight-oared crew defeated the Minnesota Boat club in a 1½ mile race on Lake Mendota, at Madison, Wis., May 24. No time taken, Minnesota not finishing.

OXFORD-CAMBRIDGE RECORD.

Course from Putney to Mortlake, London.

Year.	Winner.	Time.
1880.....	Oxford.....	21:23
1881.....	Oxford.....	21:51
1882.....	Oxford.....	20:12
1883.....	Oxford.....	21:08
1884.....	Cambridge.....	21:39
1885.....	Oxford.....	21:36
1886.....	Cambridge.....	22:29½
1887.....	Cambridge.....	20:52
1888.....	Cambridge.....	20:48
1889.....	Cambridge.....	20:14
1890.....	Oxford.....	22:03
1891.....	Oxford.....	21:48
1892.....	Oxford.....	19:21
1893.....	Oxford.....	18:47
1894.....	Oxford.....	21:39
1895.....	Oxford.....	20:50
1896.....	Oxford.....	20:01
1897.....	Oxford.....	19:12
1898.....	Oxford.....	22:15
1899.....	Cambridge.....	21:04
1900.....	Cambridge.....	18:47
1901.....	Oxford.....	22:31
1902 (March 22).....	Cambridge.....	19:09
1903 (April 1).....	Cambridge.....	19:32½
1904 (March 25).....	Cambridge.....	21:36
1905 (April 1).....	Oxford.....	20:35
1906 (April 7).....	Cambridge.....	19:25
1907 (March 16).....	Cambridge.....	20:26
1908 (April 4).....	Cambridge.....	19:19
1909 (April 3).....	Oxford.....	19:50
1910 (March 23).....	Oxford.....	20:14
1911 (April 1).....	Oxford.....	18:29
1912 (April 1).....	Oxford.....	22:05
1913 (March 13).....	Oxford.....	20:53

Note—The race of 1913 was the seventieth in the history of the event. The first contest took place in 1845.

PRINCETON VS. YALE.

In a race over a course of 1½ miles on Lake Carnegie at Princeton, N. J., Oct. 25, 1913, the Princeton eight oared crew defeated Yale by two lengths in 9:39½. Yale's time was 9:46½.

NATIONAL ROWING REGATTA.

The forty-first annual regatta of the National Association of Amateur Oarsmen was held on the Charles river course at Boston, Mass., Aug. 8-9, 1913. Winners and time:

Intermediate four oared shells, 1¼ miles—Duluth Boat club; 7:59.
 Senior ¼ mile dash, single scull shells—Robert Dibble, Don Rowing club, Toronto; 1:34.
 Intermediate double sculls, 1¼ miles—Union Boat club, Boston; 8:21.
 International four oared shells, 1¼ miles—Argonaut Rowing club, Toronto; 7:55.
 Senior quadruple sculls, 1¼ miles—Riverside Boat club, Cambridge, Mass.; 7:07½.
 Intermediate eight oared shells, 1¼ miles—Duluth Boat club; 6:57.
 Championship senior singles, 1¼ miles—Robert Dibble, Don R. C., Toronto; 8:09.
 Association senior singles, 1¼ miles—Robert Dibble, Don R. C., Toronto; 8:21.
 Intermediate singles, 1¼ miles—W. T. Gardner, Union B. C., Boston; 8:35½.
 Senior four oared shells, 1¼ miles—Duluth B. C.; 7:34.
 Senior double sculls, 1¼ miles—Don R. C., Toronto; 7:45½.
 Senior eight oared shells, 1¼ miles—Duluth B. C. Intermediate crew; 6:58.
 Intercity octuple sculls, 1¼ miles—Boston-Cambridge; 6:48.

AMERICAN ROWING REGATTA.

The eleventh annual regatta of the American Rowing association took place May 31, 1913, over the Henley distance, 1 mile 550 yards, on the Schuylkill river, Philadelphia, Pa. Winners and

WESTY HOGAN TOURNAMENT.

The annual Westy Hogan tournament took place at Atlantic City, N. J., Sept. 16-20, 1913. The handicap was won by Louis Colquitt of Orange, N. J., with a score of 93 made from the 13-yard mark. The Westy Hogan championship at singles was won by Jay Clark, Jr., with a score of 99. Allen Holt won the championship in doubles with a score of 91 out of 100. The state team contest was won by Pennsylvania with a total score of 479.

STATE CHAMPIONS (1913).

Alabama—John Livingston.
 Connecticut—W. R. Newsome.
 Delaware—W. S. Colfax, Jr.
 Idaho—A. G. Adelman.
 Illinois—Lon Hall.
 Indiana—C. A. Edmonson.
 Iowa—William Hoon.
 Kentucky—J. D. Gay.
 Maine—E. Randall.
 Maryland—Dwight E. Mallory.
 Montana—J. C. Norris.
 Nebraska—L. S. German.
 New Jersey—E. B. Springer.
 New York—Jay D. Green.
 North Carolina—J. B. Pennington.
 Ohio—J. A. Smith.
 Tennessee—W. M. Griffith.
 Texas—H. R. Bosley.
 Vermont—F. E. Adams.
 Virginia—P. Gallagher.
 Wisconsin—William J. Raup.

RIFLE SHOOTING.

CAMP PERRY TOURNAMENT.

NATIONAL RIFLE ASSOCIATION MATCHES.

The annual shooting matches of the National Rifle Association of America took place at Camp Perry, O., Aug. 15-23, 1913. Winners of principal events: Wimbledon cup match, 20 shots at 1,000 yards—Won by Corporal Thomas E. Vereer, 14th U. S. infantry; score, 99.
 Hale match, 600 yards—Won by Capt. B. F. Cole, 1st West Virginia; score, 50-10.
 Catrow match, 800, 900 and 1,000 yards—Won by Quartermaster Sergeant S. Pearson of Oregon; score, 193 out of 105 points.
 Governor's cup match, skirmish, 200 yards surprise fire, 600 and 1,000 yards—Won by Lieut. Hawley, U. S. A.; score 244 out of a possible 250.
 Adjutant-general's match, 1,000 yards—Won by Lieut. Col. C. B. Winder of Ohio; score, 100.
 Enlisted men's team match, 600 and 1,000 yards—Won by United States cavalry team; score, 96.
 Surprise fire match, 200 yards—Won by 2d Lieut. R. Sears, U. S. Infantry; score, 50.
 Members' match, 600 yards—Won by Capt. W. Dabney, U. S. Infantry; score, 50 and 1.
 Championship company team match, 200 and 600 yards—Won by Co. A, 1st infantry, West Virginia; score, 380.
 Marine corps match, 600 and 1,000 yards—Won by J. W. Hessian, National Rifle association; score, 195.
 Leech cup match, 800, 900 and 1,000 yards—Won by G. W. Chesley; score, 105.
 Herrick trophy match, teams of eight men, 800, 900 and 1,000 yards—Won by Iowa team; score, 1,727.
 President's match, skirmish, 200 yards surprise fire, 600 and 1,000 yards—Won by Capt. W. H. Clifton, Jr., U. S. cavalry; score, 266.
 National individual match, skirmish, 200 yards surprise fire, 600 and 1,000 yards—Won by Artificer E. W. Sweeting, 16th Pennsylvania infantry; score, 238.
 Company team match, 600 yards—Won by West Virginia; score, 380.

NATIONAL TEAM MATCHES.

The national matches took place at Camp Perry, O., Aug. 25-30, 1913. In the principal event, the national team match, the conditions called for surprise fire at 200 yards, slow fire at 600 and 1,000 yards and skirmish fire. The winning teams and scores in each class were:
 Class A—United States cavalry, 2,675.

Class B—Alabama, 2,547.

Class C—Utah, 2,493.

The United States navy was second in Class A, Texas in Class B, and Rhode Island in Class C.

The United service match, open to teams of twenty men, 200 yards surprise fire, 600 and 1,000 yards slow fire and skirmish fire, was won by the United States army team with a score of 4,414. The United States marine corps was second with 4,409 and the United States navy third with 4,358.

PALMA TROPHY AND OTHER INTERNATIONAL MATCHES.

Several important international matches in rifle shooting were decided at Camp Perry, O., Sept. 1-9, 1913. The main event, the Palma trophy match at 800, 900 and 1,000 yards, was won by the United States team with a score of 1,714. Argentine Republic was second with 1,684, Canada third with 1,675, Sweden fourth with 1,484 and Peru fifth with 1,465. The record of this event now stands:

Year.	Country.	Score.	Year.	Country.	Score.
1876—	United States.....	1,570	1903—	United States..	1,570
1877—	United States..	3,334	1907—	United States..	1,712
1880—	United States..	1,292	1912—	United States..	1,720
1901—	Canada	1,522	1913—	United States..	1,714
1902—	Britain	1,447			

The individual Palma match at 800, 900 and 1,000 yards was won by Maj. E. Hart McHarg of Canada with a score of 220 out of a possible 225. Capt. Neil Smith and Lieut. Mortimer, both of Canada, were second and third respectively with scores of 220 each. McHarg made 74 at 1,000 yards, Smith 72 and Mortimer 71, which determined their relative standing.

The international team match for teams of five men, any rifle, 120 shots per man at 300 meters, was won by Switzerland with a score of 4,955. France was second with 4,767, and the United States third with 4,578. Casper Widmer won the world's championship at the standing position at 300 meters with 334 points. Conrad Staheli of Switzerland was first in the kneeling position with 352, and Lieut. A. Paroche of France first in the prone position with 358.

The international team match for countries in the Pan-American union was won by Argentina with a score of 4,602. The United States was second with 4,553 and Peru third with 4,130. The match was open to teams of five, each man firing with military rifle forty shots at 300 meters, standing, kneeling and prone.

In the individual match, army rifle, Mauritz Ericson of Sweden won with a score of 485.

The grand international individual match was won by Conrad Staheli of Switzerland with a score of 426.

The Argentine-American naval trophy, in which the shooting was at 300 meters, 600 yards and 1,000 yards, was won by the Argentine team with a score of 1,612. The American team scored 1,490 points.

SEAGIRT TOURNAMENT.

The twenty-third annual shooting tournament of the New Jersey State Rifle association and the New York State Rifle association took place at Seagirt, N. J., Sept. 12-20, 1913. Results in principal events: North American match, 200, 600, 900 and 1,200 yards—Won by United States rifle team with a total score of 2,259 points; Argentine team second with 2,244 points.

Columbia trophy match—Won by 2d infantry, New Jersey national guard; score, 829.

Gould individual rapid fire match—Won by Capt. A. J. McNab, 14th U. S. Infantry; score, 149.

Company team match—Won by Co. K, 1st District of Columbia; score, 332.

Interstate regimental team match—Won by 1st District of Columbia; score, 853.

New York company team match—Won by 1st District of Columbia; score, 387.

Expert match—Won by Corp. Moore, U. S. M. C.; score, 74.

Company team match—Won by Co. C, 4th New Jersey; score, 145.

Cruykshank trophy match—Won by 1st District of Columbia; score, 569.

Cavalry team match—Won by 3d New Jersey; score, 453.

McAlpin trophy match—Won by U. S. Marine corps; score, 1,050.
 Libbey trophy match—Won by Sergt. Nordstrom, U. S. M. C.; score, 93.
 Nevada trophy match—Won by Capt. George H. Emerson, Ohio; score, 143.
 Spencer match—Won by Capt. W. H. Richard, Ohio; score, 74 out of possible 75. (World's record on 1,200-yard range.)
 Dryden trophy match—Won by Massachusetts national guard team; score, 1,143.
 Officers and Inspectors' match—Won by Capt. K. K. V. Casey, Pennsylvania; score, 99 out of possible 100.
 Hayes medal match—Won by Sergt. Robinson, U. S. cavalry; score, 16 continuous bull's-eyes.
 Seagirt championship—Won by Corp. F. Lueders, U. S. cavalry; score, 194.
 Meany match—Won by Capt. W. H. Richard, Ohio; score, 23 continuous bull's eyes. (World's record on 500-yard range with 16-inch targets.)
 Sadler trophy match—Won by Massachusetts team; score, 1,721.
 Veterans' match—Won by Co. C, 4th New Jersey infantry; score, 285.

NEW YORK NATIONAL GUARD TOURNAMENT.

The rifle contests of the New York national guard took place at Peekskill, Sept. 22-24, 1913. Winners in chief events:

Headquarters match—Won by 1st cavalry team; score, 1,490.
 First brigade match—Won by 7th regiment; score, 1,558.
 Second brigade match—Won by 23d regiment; score, 1,486.
 Third brigade match—Won by 1st regiment; score, 1,547.
 Fourth brigade match—Won by 74th infantry; score, 1,575.
 Governor's match—Won by Ord. Sergt. G. H. Doyle, 71st infantry; score, 87.
 State match—Won by 74th infantry; score, 2,694.
 Adjutant-General's match—Won by headquarters team of 74th infantry; score, 314.

INTERCOLLEGIATE COMPETITION.

Massachusetts Agricultural college won the ninth annual competition on outdoor ranges for the intercollegiate rifle championship of the United States in June, 1913, with a score of 825 out of a possible 900. Harvard was second with 791 and George Washington university third with 747.

RECORD ON 800-YARD RANGE.

In the Palma match elimination rifle shoot at Camp Perry, O., Aug. 30, 1913. George W. Chesley of New Haven, Conn., made a score of 224 out of a possible 225 on the 800-yard range. This is a world's record.

INTERSCHOLASTIC CHAMPIONSHIP.

Following is the interscholastic rifle shooting championship record in the annual competition for the Astor cup:

Year.	Winner.	Score.
1909—	Morris high school, New York, N. Y.	485
1910—	Morris high school, New York, N. Y.	941
1911—	Iowa City high school, Iowa City, Ia.	952
1912—	Iowa City high school, Iowa City, Ia.	980
1913—	Iowa City high school, Iowa City, Ia.	984

*Military count.

INDOOR CHAMPIONSHIP.

The United States championship of the National Rifle Association Indoor league was won by the Warren (Pa.) Rifle club, April 25, 1913. It shot at Warren while its opponent, the Engineers' Rifle and Revolver club of Cleveland, shot in that city. The score was: Warren, 994; Cleveland, 986.

NEW ENGLAND TOURNAMENT.

The ninth annual tournament of the New England Rifle association was held at Wakefield, Mass., July 21-26, 1913. On the first day of the meeting Capt. Stuart W. Wise of the Massachusetts militia broke the world's record for consecutive bull's-eyes, making 103 at 800 yards; his 104th shot was a center. The best previous record was 57, made by J. W. Hessian of Connecticut in 1912. The United

States Marine corps, first team, in the service match broke another world's record by making 553 points at 1,000 yards. The winners and scores in the principal matches follow:

McGregor match, two-men teams, 600 and 1,000 yards—Won by Sergeants, P. S. Schofield and C. B. Long, 5th Massachusetts; score, 191.
 Hayden trophy match, teams of eight men, 200, 600, 800 and 1,000 yards—Won by Massachusetts Y team; total score, 1,484.
 New England interstate match, teams of twelve men, 200, 600 and 1,000 yards and skirmish—Won by Massachusetts; total score, 2,603.
 Service match, teams of twelve men, 200, 600 and 1,000 yards and skirmish—Won by United States navy, first team; total score, 2,681; the United States Marine corps, first team, was second with 2,662 points.
 Sergt. C. B. Long of Massachusetts made the best general aggregate at the meet with a total score of 372 in seven matches.

BRITISH COMPETITION.

At Bisley Camp, England, July 12, 1913, the empire rifle match was won by the team representing Great Britain with a score of 2,210. Australia was second with 2,120, Canada third with 2,073 and India fourth with 1,953.

At the annual Bisley meeting ending July 26 the king's prize was won by Private W. Hawkins of the 48th highlanders of Canada with a total score of 330. The St. George's challenge vase match was won by Private A. G. Fulton of the Queen's Westminsters with a score of 119. The challenge cup and gold jewel match was taken by Sergt. Ommundsen, the challenge trophy and gold cross medal by Sergt. G. McFaffle and the challenge cup and gold medal match by Private A. T. Rowland.

REVOLVER SHOOTING.

AT CAMP PERRY TOURNAMENTS.

Championship revolver team match, 15 shots deliberate fire at 50 yards, rapid fire 3 strings, 8 seconds—Won by 1st cavalry team, New York; score, 916.
 National revolver match—Won by J. H. Snook, Columbus, O.; score, 393.
 Pan-American revolver match—Won by United States team with score of 2,315; Argentine team second, 2,005; Peru team third, 1,605. P. Hanford of the United States teams made the highest individual score—488.

ICE SKATING.

CHAMPIONSHIP MEETINGS IN 1913.

NATIONAL (INDOOR).

Place and date—Boston, Mass., Feb. 3 and 4.
 220 yards—Won by Robert McLean, Chicago; R. L. Wheeler, Montreal, second; A. J. O'Sickey, Cleveland, third. Time, :21½.
 440 yards—Won by McLean; W. Gunderson, Chicago, second; O'Sickey, third. Time, :41½.
 2 miles—Won by Wheeler; O'Sickey, second; Joseph Hoerning, Cleveland, third. Time, 6:04½.
 1 mile—Won by McLean; Wheeler, second; Gunderson, third. Time, 2:55.
 ½ mile—Won by McLean; Wheeler, second; Gunderson, third. Time, 1:23.
 1 mile handicap—Won by McLean; Gunderson, second; O'Sickey, third. Time, 2:49.
 440 yards backwards—Won by Hoerning; G. Thompson, Halifax, second; R. Gordon, Montreal, third. Time, :51½.

WESTERN (INDOOR).

Place and date—St. Paul, Minn., Jan. 17, 18 and 19.
 ¼ mile—Won by Robert McLean, Chicago. Time, :38½.
 ½ mile—Won by McLean. Time, 1:19.
 ¾ mile—Won by H. Kaad, Chicago. Time, 2:12¾.
 1 mile—Won by McLean. Time, 3:06¾.
 2 miles—Won by McLean. Time, 6:22¾.
 3 miles—Won by McLean. Time, 9:30.

INTERNATIONAL (INDOOR).

Place and date—Cleveland, O., Jan. 22-23.
 1-6 mile—Won by R. Wheeler, Montreal; W. F. Gunderson, Chicago, second; F. J. Robson, Toronto, third. Time, :26¾.

- ½ mile—Won by Robert McLean, Chicago; Wheeler, second; A. J. O'Sickey, Cleveland, third. Time, 1:19½.
- 1 mile—Won by McLean; Jack Walker, Saranac, second; O'Sickey, third. Time, 2:55.
- ¼ mile—Won by McLean; Robson, second; Gunderson, third. Time, :37¾.
- ⅓ mile—Won by Wheeler; Gunderson, second; O'Sickey, third. Time, 1:16.
- ¾ mile—Won by McLean; Wheeler, second; O'Sickey, third. Time, 2:06.

INTERNATIONAL (OUTDOOR).

- Place and date—Saranac Lake, N. Y., Jan. 29-30.
- 220 yards—Won by R. T. Logan, Montreal; Robert McLean, Chicago, second; John Hoerning, Cleveland, third. Time, :21.
- ½ mile—Won by McLean; W. Gunderson, Chicago, second; A. J. O'Sickey, Cleveland, third. Time, 1:25.
- 3 miles—Won by R. L. Wheeler, Montreal; O'Sickey, Cleveland, second; McLean, third. Time, 10:37½.
- ¼ mile—Won by Wheeler; Gunderson, second; Edmund Horton, Saranac Lake, third. Time, :41¾.
- 1 mile—Won by McLean; Gunderson, second; O'Sickey, third. Time, 3:03.
- 220 yard hurdles—Won by Horton; Thompson, second; Gunderson, third. Time, :23¾.
- 2 miles—Won by McLean; O'Sickey, second; Gunderson, third. Time, 6:50.

CANADIAN CHAMPIONSHIPS (OUTDOOR).

- Place and date—Montreal Feb. 1.
- 220 yards—Won by H. Jackson, Montreal; McLean, second; O'Sickey, third. Time, :22½.
- 440 yards—Won by R. T. Logan, Montreal; McLean, second; Gunderson, third. Time, :40½.
- 880 yards—Won by McLean; Gunderson, second; O'Sickey, third. Time, 1:27.
- 1 mile—Won by McLean; O'Sickey, second; Wheeler, third. Time, 3:06¾.
- 2 miles—Won by Wheeler; O'Sickey, second; D. Drew, Montreal, third. Time, 7:03.

WESTERN (OUTDOOR).

- Place and date—Chicago, Ill., Feb. 9.
- ½ mile—Won by Harry Kaad, Chicago. Time, :22.
- ¼ mile—Won by Kaad. Time, :44¾.
- 1 mile—Won by Leon Greff, Milwaukee. Time, 3:19½.
- 2 miles—Won by Kaad. Time not taken.

INTERNATIONAL (EUROPEAN).

- Place and date—Christiania, Norway, Feb. 1-2.
- 1,500 meters—Won by Oscar Mathiesen, Norway. Time, 2:22.1.
- 5,000 meters—Won by M. Ippolitow, Russia. Time, 8:43.4.
- 10,000 meters—Won by Mathiesen; Ippolitow, second. Time, 17:22.6.

STANDING IN SPEED CHAMPIONSHIPS.

Following is the standing by points of the amateur skaters in the international speed contests of 1913:

Skater.	Points.
Robert G. McLean, I. A. C., Chicago.....	520
R. L. Wheeler, M. A. C., Montreal, Que.....	490
Anton J. O'Sickey, Cleveland, O.....	260
Walter E. Gunderson, I. A. C., Chicago.....	200
Fred Logan, Montreal, Que.....	60
John Hoerning, Cleveland, O.....	30
Fred Robson, Toronto, Ont.....	30
W. L. Jackson, Montreal, Que.....	30
Edmund Horton, Saranac Lake, N. Y.....	10
Lot Roe, Toronto, Ont.....	10
R. L. Brunet, Cleveland, O.....	10
B. O'Sickey, Cleveland, O.....	10
Jack Walker, Saranac Lake, N. Y.....	10

International Skating Union of America—President, Allen I. Blanchard, Chicago; first vice-president, James W. Taylor, Montreal, Que.; second vice-president, Cornelius Fellowes, New York, N. Y. Board of control: David J. Slayback, Verona, N. Y.; J. W. Norfolk, Boston, Mass.; Dr. Geo. K. Herman, Chicago; Louis Rubenstein, Montreal, Que.

HORSE RACING.

METROPOLITAN HANDICAP.

- Belmont park, New York; distance, 1 mile.
- 1903—Gundire, 1:38½; \$11,080.
- 1904—Irish Lad, 1:40; \$10,880.
- 1905—Sysonby and Race King, 1:41¼ (dead heat); \$9,230.
- 1906—Grapple, 1:39; \$10,850.
- 1907—Glorifier, 1:40¾; \$10,570.
- 1908—Jack Atkin, 1:38¾; \$9,620.
- 1909—King James, 1:40; \$3,875.
- 1910—Fashion Plate, 1:37¾; \$5,000.
- 1911-1912—No race.
- 1913—Whisk Broome, 1:39; \$3,475.

KENTUCKY DERBY.

- For 3-year-olds, Louisville, Ky. Distance changed in 1896 from 1¼ to 1½ miles.
- 1890—Riley, 118lbs, 2:45; \$5,460.
- 1891—Kingman, 122lbs, 2:52½; \$4,680.
- 1892—Azra, 122lbs, 2:41¼; \$4,230.
- 1893—Lookout, 122lbs, 2:39¼; \$4,090.
- 1894—Chant, 122lbs, 2:41; \$4,000.
- 1895—Halma, 122lbs, 2:37½.
- 1896—Ben Brush, 117lbs, 2:07¾.
- 1897—Typhoon II, 117lbs, 2:12¾.
- 1898—Plaudit, 117lbs, 2:09.
- 1899—Manuel, 117lbs, 2:12.
- 1900—Leut. Gilson, 117lbs, 2:06¼.
- 1901—His Eminence, 117lbs, 2:07¾.
- 1902—Alan-a-Dale, 117lbs, 2:08¾; \$6,000.
- 1903—Judge Himes, 117lbs, 2:09; \$6,000.
- 1904—Elwood, 117lbs, 2:08¼; \$5,000.
- 1905—Agile, 122lbs, 2:10¾; \$6,000.
- 1906—Sir Hion, 117bs, 2:08¾; \$5,000.
- 1907—Pink Star, 117lbs, 2:12¾; \$5,000.
- 1908—Stone Street, 117lbs, 2:15¾; \$6,000.
- 1909—Wintergreen, 117lbs, 2:08¾; \$5,000.
- 1910—Donan, 112lbs, 2:06¾; \$6,000.
- 1911—Meridian, 117bs, 2:05¾; \$6,000.
- 1912—Worth, 117bs, 2:09¾; \$6,000.
- 1913—Donerail, 117bs, 2:04¾; \$6,000.

ENGLISH DERBY.

- First race run at Epsom May 4, 1780. In 1784 distance was increased from 1 mile to 1½ miles.
- 1890—Sain Foin, by Springfield, 2:49¼.
- 1891—Common, by Isonomy, 2:56¾.
- 1892—Sir Hugo, by Wisdom, 2:44.
- 1893—Isinglass, by Isonomy, 2:43.
- 1894—Ladas, by Hampton, 2:45¾.
- 1895—Sir Visto, by Barcalaine, 2:43¾.
- 1896—Persimmon, by St. Simon, 2:42.
- 1897—Galtee Moore, by Kendal, 2:47.
- 1898—Jedah, by Janissary, 2:37.
- 1899—Flying Fox, by Orme, 2:38¾.
- 1900—Diamond Jubilee, by St. Simon, 2:42.
- 1901—Volodyovski, by Florizel, 2:40¾.
- 1902—Ard Patrick, by St. Florian, 2:42¼.
- 1903—Rock Sand, by Sain Foin-Roquebrune.
- 1904—St. Armand, by Frusquin-Loverue, 2:45¾.
- 1905—Cicero, by Cyllene, 3:11.
- 1906—Spearmint, by Carbine, 2:36¾.
- 1907—Orby, by Orme, 2:44.
- 1908—Signorinetta, by Chalcreux-Signorina, 2:39¾.
- 1909—Minora, by Cyllene-Mother Siegel, 2:42¾.
- 1910—Lemberg, by Cyllene-Galicia, 2:35¾.
- 1911—Sunstar, by Sundridge-Norris, 2:36¾.
- 1912—Tagalle, by Cyllene-Tagale, 2:38¾.
- 1913—Aboyeur, by Desmond-Pawky, 2:37¾.

GRAND PRIX DE PARIS.

- First race run in 1863. Distance about 1 mile 7 furlongs, for 3-year olds. Stake, \$40,000.
- 1901—Cheri, by St. Damien.
- 1902—Kizil-Kourgan.
- 1903—Quo Vadis.
- 1904—Ajax, by Flying Fox-Amie.
- 1905—Finasseur.
- 1906—Spearmint.
- 1907—Sans Souci II.
- 1908—Northeast (value of race, \$72,000).
- 1909—Verdun, \$74,155.
- 1910—Nuage, \$60,000.
- 1911—As d'Atout, \$70,200.
- 1912—Houli, \$73,000.
- 1913—Bruleur, \$72,000.

BEST RUNNING RECORDS.

- ¼ mile—:21¼. Bob Wade, 4yrs, Butte, Mont., Aug. 20, 1890.

2½ furlongs—31¼. Best Boy, 2yrs, Clifton, N. J., March 12, 1890.

¾ mile—34. Red S., aged, 122lbs, Butte, Mont., July 22, 1896.

½ mile—46. Geraldine, 4yrs, 122lbs, straight course, Morris Park, Aug. 30, 1899.

3½ furlongs—39¾. Caliste, 2yrs, Juarez, Mex., Jan. 17, 1911.

4 furlongs—46¾. Miss Nett, 2yrs, Belmont park, May 14, 1910.

4½ furlongs—51¾. Tanya, 2yrs, 107lbs, Morris Park, straight course, May 12, 1904.

5 furlongs—56¾. Maid Marlan, 4yrs, 111lbs, Morris park, straight course, Oct. 9, 1894.

5½ furlongs—1:02½. Piater, 2yrs, 107lbs, Morris park, straight course, Oct. 21, 1902.

6 furlongs, less 170 feet (Futurity course)—1:08. Kingston, aged, 139lbs, Sheepshead Bay, L. I., June 22, 1891.

6 furlongs—1:08. Artful, 2yrs, 130lbs, Morris Park, straight course, Oct. 15, 1904; 1:10½, Iron Mask, 5yrs., 127lbs., Louisville, Ky., Sept. 23, 1913.

6½ furlongs—1:16¾. Lady Vera, 2yrs, 90lbs, Belmont Park, straight track, Oct. 19, 1906.

¾ mile—1:22. Roseben, 5yrs, 126lbs, Belmont Park, New York, Oct. 16, 1906.

7½ furlongs—1:31½. Restigouche, 3yrs, 106lbs, Belmont Park, May 29, 1908.

1 mile—1:35½, against time, Salvator 4yrs, 110lbs, Monmouth Park, straight course, Aug. 28, 1890; 1:37¼, in race, Kildeer, 4yrs, 91lbs, Monmouth Park, straight course, Aug. 13, 1892; 1:37½, Centur Shot, 3yrs, 105lbs, Los Angeles, Cal., Dec. 22, 1908; 1:37½, Dick Welles, 3yrs, 112lbs, Harlem, Aug. 14, 1903; Kiamesha, 3yrs, 104lbs, Belmont Park, Oct. 9, 1905, and Fern L., 3yrs, 80lbs, Seattle, Aug. 15, 1908.

1 mile and 20 yds—1:39. Froglegs, 4yrs., 107lbs., Churchill Downs, Ky., May 13, 1913.

1 mile and 25 yds—1:45½. Ruperta, 3yrs, 107lbs, Latonia, Ky., July 4, 1890.

1 mile and 50 yds.—1:41½. Haviland, 6yrs, 98lbs, Washington Park, July 7, 1903.

1 mile and 70 yds.—1:42¾. Jiminez, 101lbs, Harlem, Sept. 5, 1901; Dalvay, 3yrs, 96lbs, same course, Aug. 31, 1904, and Convent Belle, 4yrs, 94lbs, Seattle, Aug. 24, 1908.

1 mile and 100 yds.—1:44¾. Grand Opera, 4yrs, 77 lbs, Harlem, Aug. 12, 1903.

1 1-16 miles—1:43¾. Gretna Green, Fort Erie, Ont., Aug. 28, 1909.

1½ miles—1:50. Vox Populi, 3yrs, 110lbs, Los Angeles, Cal., Dec. 19, 1908.

1 3-16 miles—1:57½. Scintillant II., 4yrs, 109lbs, Harlem, Sept. 1, 1902.

1½ miles—2:00. Whisk Broom II., 6yrs., 139lbs., Belmont Park, N. Y., June 28, 1913.

1 mile and 500 yds.—2:10¾. Bend Or, 4yrs, 115lbs, Saratoga, July 25, 1892.

1 5-16 miles—2:09¾. Ballot, 4yrs, 126lbs, Sheepshead Bay, July 1, 1908.

1¾ miles—2:17¾. Irish Lad, 4yrs, 126lbs, Sheepshead Bay, June 25, 1904.

1½ miles—2:30¼. Goodrich, 3yrs, 102lbs, Washington Park, July 16, 1898.

1¾ miles—2:45. Flitz Herbert, 3yrs, 122lbs, Sheepshead Bay, July 13, 1909; 2:45½, Africander, 3yrs, 126lbs, Sheepshead Bay, July 7, 1903.

1¾ miles—2:57. Major Daingerfield, 4yrs, 120lbs, Morris Park, Oct. 3, 1903.

1¾ miles—3:17¾. Orcagna, Oakland, Cal., March 2, 1909.

2 miles—3:25¾. Flitz Herbert, 3yrs, 105lbs, Baltimore, Md., Nov. 8, 1909.

2¼ miles—3:42. Joe Murphy, 4yrs, 99lbs, Harlem, Aug. 30, 1894.

2½ miles—3:49. Ethelbert, 4yrs, 124lbs, Brighton Beach, Aug. 4, 1900.

2½ miles—4:24½. Kyrat, 3yrs, 88lbs, Newport, Ky., Nov. 8, 1899.

2½ miles—4:58½. Ten Broeck, 4yrs, 110lbs, Lexington, Ky., Sept. 16, 1876.

2½ miles—4:58¾. Hubbard, 4yrs, 107lbs, Saratoga, Aug. 9, 1873.

3 miles—5:19. Mangle Algol, 5yrs, 105lbs, City Park, New Orleans, Feb. 16, 1907.

4 miles—7:10¾. Sotemia, 119lbs, Louisville, Ky., Oct. 7, 1912.

10 miles—26:18. Mr. Brown, 6yrs, 160lbs, Rancocas, N. J., March 2, 1880.

HEAT RACING.

¼ mile—21½. Sleepy Dick, aged, Kiowa, Kas., Nov. 24, 1888.

½ mile—47½. Quirt, 3yrs, 122lbs, Vallejo, Cal., Oct. 5, 1894; 48, 48, 48, Eclipse, Jr., 4yrs, Dallas, Tex., Nov. 1, 1890.

¾ mile—1:00, 1:00, Kittle Pease, 4yrs, Dallas, Tex., Nov. 2, 1887.

5½ furlongs—1:09. 1:08½, 1:09. Dock Wick, 4yrs, 100lbs, St. Paul, Minn., Aug. 5, 1891.

¾ mile—1:10½. 1:12¾. Tom Hayes, 4yrs, 107lbs, Morris Park, straight course, June 17, 1892; 1:13¼, 1:13¼. Lizzie S., 5yrs, 118lbs, Louisville, Ky., Sept. 28, 1883.

1 mile—1:41½. 1:41. Guido, 4yrs, 117lbs, Washington Park, July 11, 1891; 1:43, 1:44, 1:47¼, L'Argentine, 6yrs, 115lbs, St. Louis, Mo., June, 1879.

1 1-16 miles—1:50½. 1:48, Slipaloug, 5yrs, 115lbs, Washington Park, Sept. 25, 1885.

1½ miles—1:56, 1:54¾. What-er-Lou, 5yrs, 119lbs, San Francisco, Feb. 18, 1899.

1¾ miles—2:10, 2:14, Glenmore, 5yrs, 144lbs, Sheepshead Bay, Sept. 25, 1880.

1¾ miles—2:41¾. 2:41. Patsy Duffy, aged, 115lbs, Sacramento, Cal., Sept. 17, 1884.

2 miles—3:33, 3:31¼. Miss Woodford, 4yrs, 107½lbs., Sheepshead Bay, Sept. 20, 1884.

3 miles—5:27½. 5:29¾. Norfolk, 4yrs, 100lbs, Sacramento, Cal., Sept. 23, 1885.

4 miles—7:23¾. 7:41. Ferida, 4yrs, 105lbs, Sheepshead Bay, Sept. 18, 1880.

LONG-DISTANCE RIDING.

10 miles—20:02. Miss Belle Cook, 5 horses, changing five times, Minneapolis, Minn., Sept. 10, 1882.

20 miles—40:59. Little Cricket, changing horses at will, Minneapolis, Minn., Sept. 7, 1882.

50 miles—1:50:03½. Carl Pugh, ten horses, changing at will, match race, San Bernardino, Cal., July 7, 1883. Woman: 2:27:00. Miss Nellie Burke, Galveston, Tex., Feb. 24, 1884.

60 miles—2:33:00. George Osbaldiston, 11 horses, Newmarket, England, Nov. 5, 1831.

100 miles—4:19:40. George Osbaldiston, 16 horses, as above.

BEST TROTTING RECORDS.

¼ mile—27. Ublan, Lexington, Ky., Oct. 2, 1913.

½ mile—57½. Ublan (paced by runner), at Cleveland, July 13, 1911; 58¾, Lou Dillon, at Cleveland, Sept. 17, 1904; in race, 1:01, Major Deimar, Memphis, Oct. 23, 1903.

1 mile—1:54¾. Ublan, Lexington, Ky., Oct. 9, 1913 (with running mate); 1:58, Ublan, Lexington, Ky., Oct. 8, 1912 (without wind shield); 1:58½, Lou Dillon, Memphis, Tenn., Oct. 24, 1903 (with wind shield).

1 mile yearlings—Best mile by a filly, 2:19¼, Miss Stokes, Lexington, Ky., Sept. 17, 1909. Best mile by a colt, 2:15¾, Aldade, Lexington, Ky., Oct. 2, 1912; race record, 2:26, Adbel, Woodland, Cal., Aug. 27, 1894.

1 mile, 2-year-olds—2:04½, Peter Volo, Lexington, Ky., Oct. 3, 1913. Best mile by a gelding, 2:12¾, Judge Jones, Lexington, Ky., Oct. 3, 1913.

1 mile, 3-year-olds—2:04¾, Colorado E., Lexington, Ky., Oct. 15, 1910.

1 mile, 4-year-olds—2:04¾, Joan, Lexington, Ky., Oct. 13, 1910.

1 mile, 5-year-olds—1:58½, Lou Dillon, Memphis, Tenn., Oct. 24, 1903.

1 mile, fastest two-heat race—2:01¼, 2:01½, Hamburg Belle, North Randall, O., Aug. 25, 1909. By a stallion, 2:04¾, 2:03¾, The Harvester, at Cleveland, O., Aug. 13, 1910.

1 mile, fastest three heat race—2:04¼, Anvil, and 2:04¼, 2:04¼, Dudie Archdale, Detroit, Mich., Aug. 15, 1913.

1 mile—fastest four heat race—2:03¼ (Billy Burke), 2:06¼, 2:04½, 2:06¾, Dudie Archdale, Columbus, O., Oct. 1, 1912.

1 mile, fastest five-heat race—2:05¾, 2:04½, 2:05, 2:08¾, 2:09. Sweet Marie, Lexington, Ky., Oct. 6, 1904 (Tlvertson won the first and second heats).

1 mile, fastest six-heat race—2:07¾, 2:08, 2:08½, 2:08¼, 2:08¾, 2:07¾. Manrico, Lexington, Ky., Oct. 8, 1912. (First heat, won by Baldy McGregor and second and third by Rytthmell.)

1 mile, over half-mile track—2:02¾, Ublan, Goshen, N. Y., Aug. 24, 1911.

TROTTING TO WAGON.
 ½ mile—:56½, Uhlman (paced by runner), Cleveland, O., Aug. 11, 1911.
 1 mile—2:00, Lou Dillon, Memphis, Tenn., Oct. 23, 1903, and Uhlman, Cleveland, O., Aug. 8, 1911.

TEAMS TO POLE.
 1 mile—2:03¼, Uhlman and Lewis Torrent, Lexington, Ky., Oct. 11, 1912.

TROTTING TO HIGH SULKY.
 1 mile—2:05, Lou Dillon, Cleveland, O., Sept. 11, 1903; 2:07, Major Delmar, Memphis, Tenn., Oct. 26, 1904 (nonball-bearing sulky); 2:08¾, Maud S., Glenville, 1885.

BEST PACING RECORDS.

¼ mile—27¼, Dan Patch, Memphis, Tenn., Oct. 27, 1903; :28, Star Pointer, Sept. 28, 1897 (against time, accompanied by a running horse).

½ mile—:56, Dan Patch, Memphis, Tenn., Oct. 27, 1903 (against time).

¾ mile—1:26¼, Prince Alert (with wind shield), Empire track, New York, Sept. 23, 1903.

1 mile—1:55, Dan Patch, St. Paul, Sept. 8, 1906 (with dust shield, a runner in front and at one side). 1:58½, Minor Heir (without wind shield), Indianapolis, Ind., Sept. 16, 1910; fastest in competition, 1:59, by Minor Heir, at Indianapolis, Ind., Sept. 12, 1910.

1 mile, yearlings—2:20¾, Belle Acton, Lyons, Neb., Oct. 14, 1892.

1 mile, 2-year-olds—2:07¾, Directly, Galesburg, Ill., Sept. 20, 1894.

1 mile, 3-year-olds—2:05, William, Peoria, Ill., Aug. 16, 1913.

1 mile, 4 year olds—2:02¾, Braden Direct, Lexington, Ky., Oct. 8, 1912; race record, 2:04½, Searchlight, Dubuque, Iowa, Aug. 23, 1898; Be Sure, Terre Haute, Ind., Aug. 4, 1895, and Ananias, Terre Haute, Ind., Sept. 29, 1897.

1 mile, 5-year-olds—2:02¼, Braden Direct, Hartford, Conn., Sept. 1, 1913.

1 mile, fastest two-heat race—2:01½, 2:01, Minor Heir, Terre Haute, Ind., July 17, 1908.

1 mile, fastest three-heat race—2:00¾, 2:02¼, 2:03½, Bolivar, Readville, Mass., Aug. 25, 1906.

1 mile fastest four-heat race—2:03, 2:03, 2:03¼, 2:02¼ (second heat won by Earl, Jr.), Evelyn W., Columbus, O., Aug. 22, 1911; fastest fourth heat in a race, 2:02¼, as above.

1 mile fastest five-heat race—2:01½, 2:03½, 2:01½, 2:03½, 2:04¾, Evelyn W. and Earl, Jr., Columbus, O., Oct. 3, 1912. (Evelyn W. won the first, third and fourth heats.)

1 mile, fastest six-heat race—2:06¼, 2:05¾, 2:04¼, 2:05¾, 2:08, 2:04¼, Babe and Ty Cobb, Columbus, O., Oct. 4, 1912. (Babe won third, fifth and sixth heats.)

1 mile, fastest seven-heat race—2:00½, 2:02, 2:05¾, 2:08½, 2:06½, 2:06¼, 2:07½ (first two by Minor Heir, third by The Eel, fourth by Copa de Oro and last three by Jersey B.), Lexington, Ky., Oct. 6, 1908.

1 mile, half-mile track—2:04¼, Joe Patchen, Boston, Mass., Oct. 23, 1896.

PACING TO WAGON.

1 mile—1:57¼, Dan Patch, Memphis, Tenn., Oct. 27, 1903; best three heats in race, 2:06¼, 2:04½, 2:06¼, Angus Pointer, Memphis, Tenn., Oct. 20, 1904 (Baron Grattan won first heat).

TEAMS TO POLE.

¼ mile—:29¾, Hontas Crooke and Prince Direct, Cleveland, O., July 22, 1905.

½ mile—1:00¾, Prince Direct and Morning Star, Memphis, Tenn., Oct. 21, 1904.

1 mile—2:02, Minor Heir and George Gano, Columbus, O., Oct. 1, 1912.

WRESTLING.

ZBYSZKO VS. CUTLER.

Stanislaus Zbyszko defeated Charley Cutler in a match for the heavy weight championship of the world at the Globe theater, Chicago, Jan. 13, 1913, in straight falls. He won the first fall in 33:00 with a crotch hold and bar arm, and the second in 20:15 with a body scissors and arm lock.

GOTCH VS. LURICH.

Frank Gotch, champion wrestler of the world, won a match with George Lurich of Russia in

Kansas City, Mo., April 1, 1913, in straight falls. He took the first fall in 18:10 with an arm and toe hold and the second with a double nelson in 5:35. The match took place in Convention hall and was witnessed by 17,000 persons.

ZBYSZKO VS. LE MARIN.

Stanislaus Zbyszko, Pole, defeated Le Marin, Belgian, in a wrestling match at the Coliseum, Chicago, April 23, 1913, in straight falls, by the use of the toe hold and the crotch and toe hold. The time was 53:00 for the first fall and 39:30 for the second. All bets were declared off before the contest began.

COLLEGE WRESTLING.

Cornell university won the intercollegiate wrestling championship in the finals at Ithaca, N. Y., March 22, with a total of 27 points. Princeton was second with 19, Lehigh third with 14, Columbia fourth with 10 and Pennsylvania fifth with 7 points. (Gile of Princeton won in the heavy weight class, defeating Heilman of Pennsylvania with bar and body hold in 5:34.

NATIONAL AMATEUR CHAMPIONSHIPS.

The national amateur wrestling championships were decided in New York city May 5, 1913. In the heavy weight class Jack Gunderson of the Norwegian-American Athletic club, New York, N. Y., won over Karl Langer of the German-American Athletic club of the same city. The winners in other classes were:

- 175-pound class—Joseph Varga.
- 158-pound class—J. Waldo Smith.
- 145-pound class—Carl Johnson.
- 135-pound class—A. Z. Anderson.
- 125-pound class—V. V. Vosen.

SKI JUMPING.

NATIONAL TOURNAMENT.

The ninth annual national tournament of the American Ski association took place at Ironwood, Mich., Feb. 15 and 16, 1913. In the professional class Ragnar Omtvedt of the Norge Ski club, Chicago, was the winner, making 345½ points with jumps of 158 and 154 feet, both exceeding the American record of 152 feet held by Anders Haugen and Sigurd Hansen. He also made a standing jump without a fall of 169 feet, making a new world's record. The best previous mark was 156 feet made by Harold Smith of Norway. It is to be noted that form counts in the championship competition while it does not figure in the long standing jump, the only thing required being that the jumper shall keep his feet. John Jobe of Ironwood was the winner in the amateur class. In the cross country run Einar Lund won by making the eight-mile distance in 1 hour 13 minutes.

SCORE OF PROFESSIONALS.

	1st.	2d.	Points.
Ragnar Omtvedt, Chicago.....	158	154	345½
A. Haugen, Chippewa Falls, Wis.....	144	149	325
Axel Hendrickson, Virginia, Minn.....	152	145	325
John Evenson, Duluth, Minn.....	148	140	316¾
Ben Lodgar, Ironwood, Mich.....	141	142	315
Tollef Hemestvedt, Arcadia.....	134	144	309½
Sigurd Hansen, Fergus Falls, Minn.....	132	145	308¾
Ottar Landwick, Stoughton, Wis.....	138	137	306
Einar Lund, Chippewa Falls, Wis.....	134	142	305
August Norby, Superior, Wis.....	140	135	305
Carl E. Eck, Redwing, Minn.....	138	134	303
John Bratlund, Ironwood, Mich.....	135	133	295

SCORE OF AMATEURS.

John Jobe, Ironwood, Mich.....	307¾
Ingolf Sands, Stoughton, Wis.....	296
John Fieldseth, Ironwood, Mich.....	278¼
Sigurd Gustafson, Ironwood, Mich.....	278¼
John Guttormsen, Beloit, Wis.....	277¾
Albert Fortl, Virginia, Minn.....	276¾
Ludwig Holby, Glenwood, Minn.....	274
Alf Ern, Ironwood, Mich.....	273
Arne Sletner, Chicago.....	272
Einar Bakke, Beloit, Wis.....	271
Evar Gustafson, Ironwood, Mich.....	269¾
Henry Fieldseth, Ironwood, Mich.....	268

PUGILISM.

Following is a list of the most noteworthy ring battles in the United States since 1882, the heavy weight championship contests being the first given:

Date.	Winner.	Loser.	Place.	Rounds.
Feb. 7, 1882.	John L. Sullivan.	Paddy Ryan.	Mississippi City.	9
July 8, 1889.	John L. Sullivan.	Jake Kilrain.	Richburg, Miss.	75
Jan. 14, 1891.	Bob Fitzsimmons.	Jack Dempsey.	New Orleans, La.	13
Sept. 7, 1892.	James J. Corbett.	John L. Sullivan.	New Orleans, La.	21
Jan. 25, 1896.	James J. Corbett.	Charles Mitchell.	Jacksonville, Fla.	3
Feb. 21, 1896.	Bob Fitzsimmons.	Peter Maher.	Mexico	1
March 17, 1897.	Bob Fitzsimmons.	James J. Corbett.	Carson City, Nev.	14
June 9, 1899.	James J. Jeffries.	Bob Fitzsimmons.	Coney Island, N. Y.	11
Nov. 3, 1899.	James J. Jeffries.	Thomas J. Sharkey.	Coney Island, N. Y.	25
Nov. 15, 1901.	James J. Jeffries.	Gus Ruhlin.	San Francisco, Cal.	5
July 25, 1902.	James J. Jeffries.	Bob Fitzsimmons.	San Francisco, Cal.	8
Aug. 14, 1903.	James J. Jeffries.	James J. Corbett.	San Francisco, Cal.	10
Aug. 26, 1904.	James J. Jeffries.	Jack Monroe.	San Francisco, Cal.	2
July 4, 1907.	Tommy Burns.	Bill Squires.	San Francisco, Cal.	1
July 17, 1907.	Jack Johnson.	Bob Fitzsimmons.	Philadelphia, Pa.	2
Feb. 10, 1908.	Tommy Burns.	Jack Palmer.	London, England.	4
Dec. 26, 1908.	Jack Johnson.	Tommy Burns.	Sydney, N. S. W.	14
March 26, 1909.	Stanley Ketchel.	Jack O'Brien.	New York, N. Y.	10
July 5, 1909.	Stanley Ketchel.	Billy Papke.	San Francisco, Cal.	10
Sept. 9, 1909.	Jack Johnson.	Al Kaufman.	San Francisco, Cal.	10
Oct. 26, 1909.	Jack Johnson.	Al Kaufman.	San Francisco, Cal.	10
July 2, 1910.	Jack Johnson.	Stanley Ketchel.	San Francisco, Cal.	12
Sept. 5, 1910.	Al Kaufman.	James J. Jeffries.	Reno, Nev.	15
Feb. 21, 1911.	Sam Langford.	Bill Lang.	Philadelphia, Pa.	5
Aug. 9, 1911.	Bill Lang.	Bill Lang.	London, England.	6
Sept. 15, 1911.	Jim Flynn.	Bill Squires.	Sydney, N. S. W.	5
April 8, 1912.	Sam Langford.	Carl Morris.	New York, N. Y.	10
July 4, 1912.	Jack Johnson.	Sam McVey.	Sydney, N. S. W.	20
Jan. 1, 1913.	Luther McCarty.	Jim Flynn.	Las Vegas, N. M.	9
April 16, 1913.	Luther McCarty.	Al Falzer.	Los Angeles, Cal.	18
May 24, 1913.	Arthur Pelkey.	Jim Flynn.	Philadelphia, Pa.	6
April 30, 1901.	Terry McGovern.	*Luther McCarty.	Calgary, Man.	1
May 31, 1901.	Terry McGovern.	Oscar Gardner.	San Francisco, Cal.	4
Nov. 28, 1901.	Young Corbett.	Aurelio Herrera.	San Francisco, Cal.	5
Feb. 22, 1902.	Terry McGovern.	Terry McGovern.	Hartford, Conn.	2
May 23, 1902.	Young Corbett.	Dave Sullivan.	Louisville, Ky.	15
March 31, 1903.	Young Corbett.	Kid Broad.	Denver, Col.	10
July 4, 1903.	George Gardner.	Terry McGovern.	San Francisco, Cal.	11
Nov. 25, 1903.	Bob Fitzsimmons.	Jack Root.	Buffalo, N. Y.	12
Feb. 29, 1904.	Young Corbett.	George Gardner.	San Francisco, Cal.	20
March 25, 1904.	Jimmy Britt.	Dave Sullivan.	San Francisco, Cal.	11
July 29, 1904.	Battling Nelson.	Young Corbett.	San Francisco, Cal.	20
Feb. 28, 1905.	Battling Nelson.	Eddie Hanlon.	San Francisco, Cal.	19
Sept. 9, 1905.	Battling Nelson.	Young Corbett.	San Francisco, Cal.	9
Sept. 3, 1906.	Joe Gans.	Jimmy Britt.	Colma, Cal.	18
Jan. 1, 1907.	Joe Gans.	Battling Nelson.	Goldfield, Nev.	42
July 1, 1907.	Joe Gans.	Kid Herman.	Gonoph, Nev.	8
Sept. 9, 1907.	Joe Gans.	Battling Nelson.	San Francisco, Cal.	20
Feb. 4, 1908.	Rudolph Unholz.	Jimmy Britt.	San Francisco, Cal.	5
April 11, 1908.	Packey McFarland.	Battling Nelson.	Los Angeles, Cal.	10
June 4, 1908.	Stanley Ketchel.	Jimmy Britt.	San Francisco, Cal.	6
July 4, 1908.	Battling Nelson.	Billy Papke.	Milwaukee, Wis.	10
Sept. 7, 1908.	Battling Nelson.	Joe Gans.	San Francisco, Cal.	17
Sept. 9, 1908.	Battling Nelson.	Stanley Ketchel.	Los Angeles, Cal.	12
Jan. 15, 1909.	Packey McFarland.	Joe Gans.	San Francisco, Cal.	21
Feb. 19, 1909.	Jem Driscoll.	Dick Hyland.	San Francisco, Cal.	10
Feb. 22, 1909.	Johnny Summers.	Abe Attell.	New York, N. Y.	10
May 29, 1909.	Battling Nelson.	Jimmy Britt.	London, England.	20
Feb. 22, 1910.	Adolph Wolgast.	Dick Hyland.	San Francisco, Cal.	23
Feb. 26, 1911.	Johnny Coulon.	Battling Nelson.	San Francisco, Cal.	40
July 4, 1911.	Ad Wolgast.	Frankie Conley.	New Orleans, La.	20
Sept. 20, 1911.	Matt Wells.	Owen Moran.	San Francisco, Cal.	13
Jan. 11, 1912.	Johnny Coulon.	Abe Attell.	New York, N. Y.	10
Jan. 22, 1912.	Johnny Coulon.	George Kiltson.	South Bend, Ind.	3
Feb. 3, 1912.	Johnny Coulon.	Harry Forbes.	Kenosha, Wis.	3
Feb. 14, 1912.	Packey McFarland.	Frank Conley.	Los Angeles, Cal.	20
Feb. 18, 1912.	Johnny Coulon.	Eddie Murphy.	South Bend, Ind.	10
Feb. 22, 1912.	Johnny Kilbane.	Frankie Burns.	New Orleans, La.	20
March 15, 1912.	Packey McFarland.	Abe Attell.	Los Angeles, Cal.	20
April 26, 1912.	Packey McFarland.	Kid Burns.	Kenosha, Wis.	8
July 4, 1912.	Ad Wolgast.	Matt Wells.	New York, N. Y.	10
Oct. 23, 1912.	Billy Papke.	Joe Rivers.	Los Angeles, Cal.	13
March 7, 1913.	Packey McFarland.	G. Carpentier.	Paris, France.	17
April 19, 1913.	T. Murphy.	Jack Britton.	New York, N. Y.	10
July 4, 1913.	Willie Ritchie.	Ad Wolgast.	San Francisco, Cal.	20
		Joe Rivers.	San Francisco, Cal.	11

*Luther McCarty died in the ring from dislocation of the neck caused by a blow on the jaw.

SKAT.

George Palmer of Detroit, Mich., won the championship and a prize of \$500 at the annual tournament of the North American Skat league held at Cedar Point, O., June 21-22, 1913. He took 29 out of 32 games. The 1914 tournament will be held in Milwaukee, Wis.

BASKET BALL.

The Cornell team of Armour Square, Chicago, won the national basket ball championship at the international games in Grant park, Chicago, July 4, 1913, by defeating the Quincy Athletic association team of Boston in the final game by the score of 27 to 2.

RACQUETS.

NATIONAL TOURNAMENT.

Lawrence Waterbury of New York won the national racquet tournament in New York city Feb. 18-22, 1913, by defeating Harold F. McCormick of Chicago in the final match by scores of 7-15, 15-12, 15-8, 15-11. Championship record:

- 1901—Quincy A. Shaw, Boston.
- 1902—C. H. Mackay, New York.
- 1903—Payne Whitney, New York.
- 1904—George A. Brooke, Philadelphia.
- 1905—Lawrence Waterbury, New York.
- 1906—Percy D. Haughton, Boston.
- 1907—Reginald R. Fincke, New York.
- 1908—Quincy A. Shaw, Boston.
- 1909—Harold F. McCormick, Chicago.
- 1910—Quincy A. Shaw, Boston.
- 1911—Reginald R. Fincke, New York.
- 1912—Reginald R. Fincke, New York.
- 1913—Lawrence Waterbury, New York.

GOLD RACQUET CHAMPIONSHIP.

Harold F. McCormick of the University club, Chicago, won the gold racquet championship of the United States at Tuxedo Park, N. Y., Feb. 9-12, 1913, defeating Ernest Greenshields, Jr., of the Tennis and Racquet club of Montreal, three games to one in the final round. J. Gordon Douglas was the winner in 1912.

DOUBLES CHAMPIONSHIP.

The national amateur racquet doubles championship was won by Percy D. Haughton and H. D. Scott of Boston, Jan. 26, 1913, in the final match of the annual tournament. They defeated the title holders, Quincy A. Shaw and George R. Fearing, Jr., also of Boston, by a score of 15-11, 8-15, 15-9, 18-13, 15-12.

PROFESSIONAL CHAMPIONSHIP.

“Jock” Soutar of Philadelphia won the professional racquets championship of the world and a stake of \$2,500 in Philadelphia, Pa., May 3, 1913, by defeating Charles Williams of England, the title holder. The score was 15-2, 15-8, 15-4 and 15-3. It was the second half of the match, the first having been played in London, April 5, when Williams won four games to two, but had an advantage of only ten aces. To win the championship Soutar had to take four straight games and score more aces than were made by his rival. This he succeeded in doing.

CHESS.

AMERICAN MASTERS' TOURNAMENT.

The second American National Chess Masters' tournament was held in the rooms of the Manhattan Chess club, New York, N. Y., Jan. 19-Feb. 5, 1913. Jose R. Capablanca of Havana, Cuba, won the championship with a score of eleven games won and two lost. The complete score follows:

Players.	Won.	Lost.	Players.	Won.	Lost.
Capablanca11	2	Tenenwurzel5½	7½
Marshall10½	2½	Whitaker5½	7½
Jaffe9½	3½	Rubinstein4½	8½
Janowski9	4	Kline4½	8½
Chajes8	5	Morrison4	9
Stapfer8	5	Liebenstein2½	10½
Kupchik6½	6½	Zapoleon2	11

QUADRANGULAR TOURNAMENT.

Frank J. Marshall won a quadrangular masters' chess tournament held in Newark, N. J., and ending Sept. 13, 1913. Final standing:

Players.	Won.	Lost.	Players.	Won.	Lost.
Frank J. Marshall5	1	Oscar Chajes2½	3½
Oldrich Duras4	2	Charles Jaffe½	5½

OTHER TOURNAMENTS IN 1913.

F. J. Marshall of Brooklyn took first place in a chess tournament held in Havana, Cuba, Feb. 15-March 6.

Jose R. Capablanca won first place in a second masters' tournament held in New York, N. Y., in July.

In an international chess tournament held at Scheveningen, Holland, in August, the first prize

was won by A. A. Alechine of Moscow, Russia.

B. J. Jefferson of Memphis, Tenn., won the championship of the Western Chess association in Chicago, Ill., Aug. 24. E. P. Elliott of Minneapolis was second.

The intercollegiate chess championship of the west was won by the University of Chicago team in January.

WHIST.

TROPHY WINNERS SINCE 1901.

(In American Whist league.)

Trophy.	Winning club.
1901—A. W. L. ChallengeMinneapolis
HamiltonChicago
MinneapolisYpsilanti
1902—A. W. L. ChallengePhiladelphia
HamiltonCleveland
MinneapolisMilwaukee
BrooklynNew York
1903—A. W. L. ChallengeBaltimore
HamiltonCleveland
MinneapolisGrand Rapids
BrooklynMichigan
1904—A. W. L. ChallengeMinneapolis and St. Paul
HamiltonRacine, Wis.
MinneapolisScranton, Pa.
BrooklynMinnesota
1905—HamiltonChicago
MinneapolisChicago
BrooklynChicago
1906—HamiltonBrookline, Mass.
MinneapolisProvidence, R. I.
BrooklynNew England Whist league
1907—HamiltonGrand Rapids
MinneapolisChicago
BrooklynNew England
1908—HamiltonBoston
MinneapolisAlbany
BrooklynNew England Whist league
1909—HamiltonBoston
MinneapolisBoston
BrooklynNew England Whist league
1910—HamiltonChicago Whist club
MinneapolisKnickerbocker club, New York
BrooklynNew England Whist league
1911—HamiltonScranton
MinneapolisDetroit
BrooklynAtlantic Whist association.
A. W. L. ChallengeGrand Rapids
1912—HamiltonNew York Bridge Whist club
MinneapolisHuguenot Whist club, New York
Associate MembersCincinnati
1913—HamiltonChicago Whist club
MinneapolisKnickerbocker club, New York
Associate members
.....Mrs. E. E. Davidson and J. C. Beardslee
Manhattan
.....Mrs. C. M. Stewart and J. W. Weston

Officers of American Whist League—President, C. L. Patton, New York, N. Y.; vice-president, A. J. Monatt, Chicago, Ill.; recording secretary, J. C. Beardslee, Cleveland, O.; corresponding secretary, M. P. Kaiser, St. Louis, Mo.; treasurer, E. G. Comstock, Milwaukee, Wis.

BICYCLING.

The bicycle race around France, a distance of 3,367 miles, run in fifteen stages June 29 to July 27, 1913, was won by M. Theiss. He made the whole distance in 197 hours 54 minutes.

Joe Fogler of Brooklyn and Goulet of Australia won a six-day bicycle race in Paris, France, ending Jan. 19, 1913, with a record of 4,467½ kilometers (approximately 2,650 miles) in 144 hours.

ROLLER SKATING.

AMERICAN RECORDS.

100 yards—:10, Henry Becker, Chicago, 1910.
¼ mile—:36, Fred Tyrrell, Chicago, 1909.
½ mile—1:15, Ollie Moore, Chicago, 1908.
1 mile—2:25, Clarence Hamilton, Chicago, 1912.
2 miles—5:04½, John Flannery, Chicago, 1908.
3 miles—7:55½, Ollie Moore, Chicago, 1908.
10 miles—33:20, L. Bierwirth, San Francisco, 1909.

ATHLETICS.

NATIONAL A. A. U. CHAMPIONSHIPS.

The annual championship contests of the Amateur Athletic Union of the United States took place in Chicago, Ill., July 4-5, 1913. The junior championships were taken by the Chicago Athletic association with a total of 42 points. The Irish-American Athletic club of New York was second with 22 points and the New York Athletic club third with 19 points. The only new junior A. A. U. record established was made by Arthur Kohler of the University of Michigan track team, who threw the discus 129 feet 3 inches. The senior championships were taken by the Irish-American Athletic club of New York with a total of 44 points. Three senior records fell, as will appear from the appended summary. Table of points:

N. Y. Irish-A. A. C.	44	Univ. of S. Cal.	8
Chgo. Ath. Ass'n	27	Mohawk A. C.	5
Boston A. A. C.	21	Kansas City A. C.	2
New York A. C.	13	Long Island A. C.	1
Illinois A. C.	13	Paterson (N. J.) A. C.	1
Missouri A. C.	11	Unattached	1
Springfield H. S.	10		

Summary of senior contests:

100-yard dash—Won by Howard Drew, Springfield (Mass.) H. S.; C. A. Reller, Missouri A. C., second; Alva T. Meyers, Irish-American A. C., third. Time, .10%.

220-yard dash—Won by Howard Drew, Springfield H. S.; C. C. Cooke, Chicago A. A., second; J. M. Rosenberger, Irish-American A. C., third. Time, .22%.

440-yard run—Won by C. B. Haff, Chicago A. A.; T. J. Halpin, Boston A. C., second; C. B. Cortis, Chicago A. A., third. Time, .51%.

880-yard run—Won by H. Barker, New York A. C.; C. De Eruchy, New York A. C., second; Melvin Sheppard, Irish-American A. C., third. Time, 2:00%.

1-mile run—Won by N. S. Taber, Boston A. C.; J. A. Powers, Boston A. C., second; A. R. Kiviat, New York A. C., third. Time, 4:26%.

3-mile walk—Won by Edward Kenz, Mohawk (N. Y.) A. C.; T. Neundorfer, New York A. C., second; F. Plant, Long Island A. C., third. Time, 23:19%.

5-mile run—Won by Hannes Kolehmainen, New York A. C.; Joe Ray, Illinois A. C., second; Gaston Strobino, Paterson, N. J., third. Time, 26:10%.

120-yard high hurdles—Won by F. Kelly, Southern California; J. P. Nicholson, Missouri A. C., second; E. Reidel, Chicago A. A., third. Time, .16%.

220-yard low hurdles—Won by Charles Cory, Chicago A. A.; F. Kelly, Southern California, second; J. A. High, Boston A. C., third. Time, .25%.

Running broad jump—Won by Phil Stiles, Chicago A. A.; J. Whitney, New York A. C., second; Platt Adams, New York A. C., third. Distance made by Stiles, 22 feet $\frac{3}{4}$ inch.

Running high jump—Won by Alva Richards, Illinois A. C.; H. Barwise, Boston A. C., second; E. Erierson, unattached, third. Height made by Richards, 6 feet 1 $\frac{3}{4}$ inches.

Running hop, step and jump—Won by Dan Ahearn, Illinois A. C.; Tim Ahearn, Irish-American A. C., second; M. Fahey, Irish-American A. C., third. Distance made by D. Ahearn, 50 feet (new A. A. U. record).

Pole vault—Won by S. B. Waggoner, Missouri A. C.; F. Murphy, Chicago A. A., second; J. Gold, Chicago A. A., third. Height made by Waggoner, 13 feet (new A. A. U. record).

Hammer throw—Won by F. Ryan, Irish-American A. C.; Matt McGrath, Irish-American A. C., second; Lee Talbot, Kansas City A. C., third. Distance thrown by Ryan, 177 feet $\frac{7}{8}$ inches (new A. A. U. record).

Discus throw—Won by F. Millar, Irish-American A. C.; A. W. Mucks, Chicago A. A., second; L. A. Whitney, Boston A. C., third. Distance thrown by Millar, 132 feet $\frac{7}{8}$ inches.

Javelin throw—Won by E. Brodd, Irish-American A. C.; Platt Adams, New York A. C., second;

F. Lund, Irish-American A. C., third. Distance thrown by Brodd, 161 feet 3 inches.
Shot put—Won by L. A. Whitney, Boston A. C.; Pat McDonald, Irish-American A. C., second; Lee Talbot, Kansas City A. C., third. Distance put by Whitney, 46 feet $\frac{2}{8}$ inches.
Throwing 56-lb. weight—Won by Matt McGrath, New York A. C.; Pat McDonald, Irish-American A. C., second; P. Ryan, Irish-American A. C., third. Distance thrown by McGrath, 38 feet $\frac{5}{8}$ inches.

INDOOR CHAMPIONSHIPS.

NATIONAL.

The Amateur Athletic union's senior indoor championship tournament took place in Madison Square garden, New York, N. Y., March 6, 1913. Summary: 70-yard hurdle—Won by James I. Wendell, Wesleyan university. Time, .09%.

75-yard dash—Won by Howard P. Drew, Springfield (Mass.) high school. Time, .07%.

300-yard run—Won by Fred Burns, Boston Athletic association. Time, .33%.

600-yard run—Won by Abel R. Kiviat, Irish-American Athletic club, New York, N. Y. Time, 1:15%.

1,000-yard run—Won by Abel R. Kiviat, I.-A. A. C., New York, N. Y. Time, 2:15%.

2-mile run—Won by William J. Kramer, Long Island Athletic club. Time, 9:19%.

2-mile walk—Won by R. B. Gifford, McCaddin Lyceum. Time, 14:32%.

Running high jump—Won by J. O. Johnstone, Harvard; 6 feet 1 inch.

Standing broad jump—Won by Platt Adams, New York Athletic club; 10 feet 9 inches.

Standing high jump—Won by Platt Adams, New York Athletic club; 5 feet 2 inches.

Pole vault for distance—Won by Platt Adams, N. Y. A. C.; 27 feet 9% inches.

24-pound shot put—Won by Patrick J. McDonald, Irish-American Athletic club, New York, N. Y.; 39 feet $\frac{3}{4}$ inches (new world's record).

Throwing 56 pound weight for height—Won by P. J. McDonald, I.-A. A. C., New York, N. Y.; 15 feet 7 inches.

ALL AROUND CHAMPIONSHIP.

Fred C. Thompson of Los Angeles won the all around athletic championship of America at the meet held in Los Angeles, Cal., July 12, 1913, under the auspices of the National Amateur Athletic union, making a total of 7,411 $\frac{1}{2}$ points. Charles Morris of the Olympic Athletic club of San Francisco, Cal., was second with 6,082 and E. T. Campbell of the Leland Stanford, Jr., university was third with 5,921 points. Record of champions and points:

1884—W. R. Thompson, Montreal	5,304
1885—M. W. Ford, New York	5,045
1886—M. W. Ford, New York	5,899
1887—A. A. Jordan, New York	5,236
1888—M. W. Ford, New York	5,161
1889—A. A. Jordan, New York	5,520
1890—A. A. Jordan, New York	5,358
1891—A. A. Jordan, New York	6,189
1892—E. W. Goff, New York	5,232
1893—E. W. Goff, New York	4,860
1894—E. W. Goff, New York	5,748
1895—J. Cosgrave, Albany	4,406 $\frac{1}{2}$
1896—L. P. Sheldon, Yale	5,380
1897—E. H. Clark, Boston	6,241 $\frac{1}{2}$
1898—E. C. White, New York	5,243
1899—J. F. Powers, Worcester	6,203
1900—Harry Gill, Toronto	6,360 $\frac{1}{2}$
1901—A. B. Gunn, Buffalo	5,739
1902—A. B. Gunn, Buffalo	6,280 $\frac{1}{2}$
1903—E. H. Clark, Boston	6,318 $\frac{1}{4}$
1904—Thomas F. Kieley, Ireland	6,986
1905—M. J. Sheridan, New York	6,820 $\frac{1}{2}$
1906—Thomas F. Kieley, Ireland	6,274
1907—Martin J. Sheridan, New York	7,130 $\frac{1}{2}$
1908—J. L. Bredemus, Princeton	5,809
1909—Martin J. Sheridan, New York	7,385
1910—F. C. Thompson, Los Angeles	6,991
1911—F. C. Thompson, Los Angeles	6,709
1912—James Thorpe, Carlisle	7,476
1913—F. C. Thompson, Los Angeles	7,411 $\frac{1}{2}$

Mr. Thompson, then a student in the Princeton theological seminary, made a record of 7,499 points in the all around championships at Princeton, N. J., June 5, 1913, making a world's record.

FRANKLIN FIELD RELAY RACES.

The national championship relay races for colleges were run on Franklin field, Philadelphia, April 26, 1913, with the following results:

1-mile college championship of America—Won by Illinois (Henderson, Hunter, Sanders, Cortis); Pennsylvania, second; Dartmouth, third; Chicago, fourth. Time, 3:22½.

2-mile college championship—Won by Michigan (Brown, Jansen, Haimbaugh, Hoff); Dartmouth, second; Pennsylvania, third; Virginia, fourth. Time, 8:00 (new record).

4-mile college championship—Won by Pennsylvania (Gutber, Laugner, McCurdy, Madeira); Princeton, second; Ohio State, third; Pennsylvania State, fourth; Northwestern, fifth. Time, 18:08½.

The 1-mile freshman relay race was won by Pennsylvania in 3:25½, the mile preparatory school relay race by Phillips Exeter in 3:26½, and the mile high school relay race by Franklin and Marshall in 3:32.

EASTERN INTERCOLLEGIATE CHAMPIONSHIPS.

(Harvard stadium, May 30-31, 1913.)

100-yard dash—Patterson, Pennsylvania; :09½.

220-yard dash—Lippincott, Pennsylvania; :21½.

440-yard run—Haff, Michigan; :48¾.

880-yard run—Brown, Yale; 1:55¾.

1-mile run—Jones, Cornell; 4:14.

2-mile run—McCurdy, Pennsylvania; 9:45¾.

120-yard hurdles—Wendell, Wesleyan; :15¾.

220-yard hurdles—Wendell, Wesleyan; :28¾.

High jump—Beeson, California, and Camp, Harvard; 6 ft. ¼ in.

Broad jump—Mercer, Pennsylvania; 23 ft. ¾ in.

Pole vault—Fiske, Princeton; 12 ft. 4 in.

16-lb. hammer—Cable, Harvard; 156 ft.

16-lb. shot—Whitnet, Dartmouth; 47 ft. 2½ in.

Summary of points—Pennsylvania, 24; Harvard, 21½; Michigan, 19; Cornell, 17½; Dartmouth, 14½; Yale, 10; California, 10; Wesleyan, 10; Princeton, 6; Columbia, 4; Brown, 3; Penn State, 1; Syracuse, 1.

EASTERN INTERCOLLEGIATE RECORDS.

(Made in annual championship meets.)

100-yard dash—:09½, B. J. Wefers, Georgetown, 1896; R. C. Craig, Michigan, 1911, and J. E. Patterson, Pennsylvania, 1913.

220-yard dash—:21½, R. C. Craig, Michigan, 1910 and 1911, and Don Lippincott, Pennsylvania, 1913.

440-yard run—:48, C. D. Reidpath, Syracuse, 1912.

880-yard run—1:53¾, J. P. Jones, Cornell, 1912.

1-mile run—4:14¾, J. P. Jones, Cornell, 1913 (world's amateur record).

2-mile run—9:24¾, P. R. Withington, Harvard, 1912.

120-yard hurdles—:15¾, Garrels, Michigan, 1907, and Shaw, Dartmouth, 1908.

220-yard hurdles—:23¾, A. C. Kraenzlein, Pennsylvania, 1898, and J. Wendell, Wesleyan, 1913.

High jump—6 ft. 3 in., J. D. Winsor, Jr., Pennsylvania, 1897.

Broad jump—24 ft. 4½ in., A. C. Kraenzlein, Pennsylvania, 1899.

Pole vault—13 ft. 1 in., Robert Gardner, Yale, 1912 (world's record).

16-lb. hammer—173 ft. 6 in., Lee J. Talbot, Penn State, 1910.

16-lb. shot—48 ft. 10¾ in., R. L. Beatty, Columbia, 1912.

1-mile walk—6:45¾, W. B. Fetterman, Jr., Pennsylvania, 1898.

WESTERN INTERCOLLEGIATE CHAMPIONSHIPS.

Madison, Wis., June 7, 1913.

100-yard dash—Hammit, Illinois; :10½.

220-yard dash—Parker, Chicago; :22½.

440-yard run—Hunter, Illinois; :51.

880-yard run—East, Purdue; 2:03¾.

1-mile run—Wood, California; 4:34¾.

2-mile run—Kraft, Northwestern; 9:58¾.

120-yard high hurdles—Case, Illinois; :15¾.

220-yard low hurdles—Kub, Chicago; :25¾.

Running high jump—Wahl, Wisconsin, and Ellis, Wabash; 5 ft. 8½ in.

Running broad jump—Lambert, Minnesota; 22 ft. 3 in.

Pole vault—Gold, Wisconsin; 12 ft. 8¼ in.

Discus throw—Butt, Illinois; 127 ft. 9 in.

Shot put—Thatcher, Missouri; 41 ft. 8 in.

Hammer throw—Shattuck, California; 160 ft. 4 in.

1-mile relay—Illinois; 3:27½.

Summary of points: Illinois, 47½; Wisconsin, 28½; Chicago, 17½; California, 15; Missouri, 14½; Northwestern, 9½; Minnesota, 8; Purdue, 8; Ohio State, 4; Wabash, 4; Iowa, 3½; Kansas, 3; Notre Dame, 2.

WESTERN INTERCOLLEGIATE RECORDS.

(Made in annual championship meets.)

100-yard dash—:09½, Blair, Chicago, 1908, and W. W. May, Illinois, 1907 and 1908.

220-yard dash—:21½, Hahn, Michigan, 1903.

440-yard run—:48¾, Davenport, Chicago, 1910.

880-yard run—1:56¾, Davenport, Chicago, 1910-1911.

1-mile run—4:20¼, Baker, Oberlin, 1910.

2-mile run—9:42¾, T. V. Metcalf, Oberlin, 1912.

120-yard hurdles—:15¾, J. P. Nicholson, Missouri, 1912.

220-yard hurdles—:24¾, Fletcher, Notre Dame, 1910.

High jump—6 ft. 5½ in., French, Kansas, 1910.

Broad jump—23 ft. 1 in., F. H. Allen, California, 1911.

Pole vault—12 ft. 8¼ in., J. Gold, Wisconsin, 1913.

16-lb. hammer—160 ft. 4 in., K. Shattuck, California, 1913.

16-lb. shot—47 ft. ¼ in., Rose, Michigan, 1904.

Discus—140 ft. 2¾ in., Garrels, Michigan, 1905.

LONG DISTANCE RUNNING AND WALKING.

Following were the results in the more important

Marathon (26 miles 385 yards) and other long distance foot races in 1913. Date, place, distance, winner and time are given in order:

Jan. 18—New York, N. Y.; 10 miles; Hannes Kolehmainen; 51:25.

Feb. 12—New York, N. Y.; 5 miles; H. Kolehmainen; 24:29½.

April 19—Boston, Mass.; 25 miles; Fritz Carlson; 2:25:14¾.

April 19—St. Louis, Mo.; Marathon; William J. Kennedy; 3:02:11.

May 17—St. Louis, Mo.; 11.6 miles; William J. Kennedy; 1:08:12.

May 31—Chicago, Ill.; 9 miles; William J. Kennedy; 50:10.

June 22—Chicago, Ill.; 15 miles; Fritz Carlson; 1:29:05.

July 4—Chicago, Ill.; 15 miles; William J. Kennedy; 1:39:54.

Aug. 2—Minneapolis, Minn.; Marathon; Fritz Carlson; 4:11:00.

Aug. 2—Manchester, Eng.; 10 miles; Hans Holmer; 54:11¾.

Sept. 1—Chicago, Ill.; 15 miles; Sidney Hatch; 1:44:00.

Sept. 28—Chicago, Ill.; 15 miles; C. Christenson; 1:30:10.

Oct. 3—Brockton, Mass.; 25 miles; J. M. Lordan; 2:36:30.

Nov. 1—New York, N. Y.; 10 miles; H. Kolehmainen; 51:03¾.

Nov. 1—New York, N. Y.; 7 mile walk; Fred Kaiser; 55:09¾.

NOTABLE RECORDS MADE IN 1913.

Feb. 6—5-mile run indoor—24:18, Hannes Kolehmainen, New York, N. Y.

Feb. 6—Putting 56-lb. shot with follow—25 ft., Patrick Ryan, New York, N. Y.

Feb. 8—Three standing jumps—34 ft. 9½ in., Platt Adams, Boston, Mass.

Feb. 15—Throwing 24-lb. shot—39 ft. ¼ in., Ralph Rose, San Francisco, Cal.

Feb. 22—Throwing 18-lb. shot—45 ft. 5¾ in., Ralph Rose, San Francisco, Cal.

Feb. 22—Throwing 56-lb. weight—16 ft. 7 in., Pat Donovan, San Francisco, Cal.

Feb. 23—Indoor pole vault—12 ft. 6 in., John Gold, Madison, Wis.

March 15—¾-mile run—3:07, J. Driscoll, Buffalo, N. Y.

March 15—120-yard high hurdles—:15, Fred Kelly, Los Angeles, Cal.
 April 4—Pole vault—12 ft. 6 1-16 in., Bergstrom, San Francisco, Cal.
 April 11—600-yard run—1:13½, Jas. E. Meredith, Brooklyn, N. Y.
 April 19—Throwing 16-lb. hammer—175 ft. 10 in., Karl Shattuck, Berkeley, Cal.
 May 2—100-yard dash—:09¾, Arthur Robinson, Philadelphia, Pa.
 May 2—220-yard dash—:20½, Arthur Robinson, Philadelphia, Pa.
 May 10—Broad jump—23 ft. 7½ in., P. Stiles, Lake Forest, Ill.
 June 14—Standing jump—5 ft. 5¼ in., Lee Goehring, Travers Island, N. Y.
 June 28—150-yard dash—:14%, W. F. Applegarth, Cardiff, Wales.
 June 28—100-yard dash—:09%, W. F. Applegarth, Cardiff, Wales.
 July 6—1-hour run—11 miles 1,443 yards, Jean Bouin, Stockholm, Sweden.
 Aug. 4—300-yard run—:29½, Jack Donaldson, Manchester, England.
 Aug. 4—1-mile walk—6:23; C. Cummings, Manchester, England.
 Aug. 17—Throwing 16-lb. hammer—189 ft. 6½ in., Patrick Ryan, New York, N. Y.
 Sept. 1—100-yard dash—:09%, Howard P. Drew, Hartford, Conn.
 Sept. 2—Throwing 16-lb. hammer—189 ft. 3 in., Patrick Ryan, New York, N. Y.
 Sept. 2—Putting 14-lb. shot—52 ft. 4 in., Pat McDonald, New York, N. Y.
 Nov. 1—10-mile run—51:03½, H. Kolehmainen, New York, N. Y.

INTERNATIONAL AMATEUR ATHLETIC FEDERATION.

The International Amateur Athletic Federation was formally organized in Berlin, Germany, Aug. 21, 1913. Its object is to draft rules for international athletic competitions, register world, Olympic and national records and arrive at a common definition of an amateur. J. S. Edstrom of Sweden is president of the executive council and Kristian Hellstrom, also of Sweden, secretary. James E. Sullivan, secretary of the Amateur Athletic Union of the United States, is a member of the council.

WORLD'S ATHLETIC RECORDS.

100-yard dash—:09%, R. E. Walker.*
 150-yard dash—:14, Jack Donaldson.
 180-yard dash—:17%, R. E. Walker.*
 220-yard dash—:20%, Arthur Robinson.*
 300-yard run—:29¾, Jack Donaldson.
 440-yard run—:47, M. W. Long.*
 880-yard run—1:53½, F. S. Hewitt.*
 1-mile run—4:12¾, W. G. George.
 2-mile run—9:09%, A. Shrubbs.
 4-mile run—19:23%, A. Shrubbs.
 5-mile run—24:18, H. Kolehmainen.*
 Marathon—2:29:39%, W. Kolehmainen.
 50-mile run—6:13:58, E. W. Lloyd.
 100-mile run—13:26:30, C. Rowell.
 120-yard hurdles—:15, Arthur B. Shaw* and Fred Kelly.*

220-yard hurdles—:23%, A. C. Kraenzlein.*
 High jump—2 ft. 5¾ in., M. F. Sweeney.
 Broad jump—64 ft. 1½ in., P. O'Connor.
 Standing broad jump—11 ft. 6 in., Ray C. Ewry.*
 Pole vault—13 ft. 2¼ in., Marc S. Wright.*
 Throwing 16-lb. hammer—189 ft. 9 in., Pat Ryan.
 Throwing 8-lb. shot—67 ft. 7 in., Ralph Rose.*
 Putting 12-lb. shot—55 ft. 1½ in., Ralph Rose.*
 Putting 14-lb. shot—53 ft. 4 in., Ralph Rose.*
 Putting 16-lb. shot—64 ft. 4 in., Ralph Rose.*
 Putting 18-lb. shot—45 ft. 5¾ in., Ralph Rose.*
 Putting 21-lb. shot—40 ft. 3¾ in., Ralph Rose.*
 Putting 24-lb. shot—39 ft. ¼ in., Ralph Rose.*
 Throwing discus—148 ft. 1½ in., A. R. Taipale.*
 *Amateur.

PRINCIPAL OLYMPIAN RECORDS.

Olympian records to date are as follows:
 60 meter run—:04, A. C. Kraenzlein, Archie Hahn (1904), W. Hogenson (1904).
 100 meter run—:10%, S. F. Lippincott (1912).

200 meter run—:21%, Archie Hahn, (1904).
 400 meter run—:48, James E. Meredith (1912).
 1,500 meter run—3:56½, A. S. Jackson (1912).
 800 meter run—1:51 9-10, James E. Meredith (1912).
 2,500 meter steeplechase—7:34, G. W. Orton.
 4,000 meter steeplechase—12:58¾, C. Reinner, England.
 Marathon race, 25 miles—2:36:54½, K. K. McArthur (1912).
 1,600 meter relay—3:16%, America (1912).
 110 meter hurdle race—:15, F. C. Smithson (1908).
 200 meter hurdle race—:24%, H. Hillman (1904).
 400 meter hurdle race—:55, C. J. Bacon (1908).
 Running high jump—6 feet 4 inches, Alma W. Richards (1912).
 Running broad jump—24 feet 11¼ inches, L. Gutterson (1912).
 Standing high jump—5 feet 5 inches, Ray C. Ewry.
 Standing broad jump—11 feet 4¾ inches, Ray C. Ewry (1904).
 Standing triple jump—36 feet 1 inch, Peter O'Connor (1906).
 Pole vault—12 feet 11 inches, Harry S. Babcock (1912).
 Running hop, skip and jump—48 feet 11¼ inches, Ahearne, England (1908).
 Putting 16 pound shot—50 feet 4 inches, P. J. McDonald (1912).
 Throwing 16 pound hammer—180 feet 5 inches, M. J. McGrath (1912).
 Throwing discus (Greek style)—148 feet 1¼ inches, A. R. Taipale (1912).
 Throwing javelin (free style)—199 feet 1½ inches, E. V. Lemming (1912).
 Throwing javelin (middle)—179 feet 10½ inches, E. V. Lemming (1908).

CURLING.

NORTHWESTERN BONSPIEL.

The twentieth annual bonspiel of the Northwestern Curling association took place at St. Paul, Minn., Jan. 20-28, 1913. The American rinks won the international trophy, a fine silver cup, from the Canadian rinks, with an aggregate score of 254 to 27. The Duluth trophy was won by R. H. Dunbar's rink of St. Paul, which defeated Dr. G. V. Williams' rink of Winnipeg by a score of 11 to 9. The St. Paul trophy was won by Dr. Williams, who defeated A. M. Hastings of Minneapolis, 10 to 7.

INTERNATIONAL BONSPIEL.

The Gordon medal, emblematic of the curling championship of the United States and Canada, was won for the fourteenth time in the closing games of the international bonspiel in the Boston arena, Feb. 8, 1913. The Canadian teams scored a total of 176 points to 137 for the United States players.

FENCING.

In a tournament held in New York, N. Y., April 18, 1913, the national championships of the Amateur Fencers' league were decided. The dueling sword title was won by A. E. Sauer of the Illinois Athletic club, Chicago. The men's championship with foils was won by Paul Meylan of the Fencers' club of New York, while the women's championship with foils was won by Mrs. William H. Dewar of Philadelphia, Pa. A. G. Anderson of the New York Athletic club won the sabers championship.

GYMNASTIC CHAMPIONSHIP.

The Pilzen Sokol turners with 515 points won the seventh annual International Gymnastic union championship Jan. 26, 1913, in Chicago. The events embraced horizontal bars, parallel bars, sidehorse and flying rings. F. Paul of the winning team made a score of 95½, giving him the individual championship.

CHECKERS.

M. E. Pomeroy of Binghamton, N. Y., won the world's checker championship by defeating Alfred E. Jordan of England, holder of the title, at Binghamton, Sept. 25, 1913.

AERONAUTICAL PROGRESS IN 1913.

Experimenting with aeroplanes, hydroaeroplanes and dirigible balloons continued throughout 1913, but without the announcement of any radical improvements being made. The appended list of casualties shows that aviation is still one of the most perilous of vocations, not only as regards the use of the heavier-than-air machines, but of dirigibles. Greater speed was acquired and it became possible to cover greater distances. Some remarkable feats were recorded, such as that of M. Pegoud, a French aviator, who on numerous occasions flew with his head to the earth, but the element of safety was lacking. It was announced early in the year that a Frenchman named Moreau had discovered a practicable airship "balancer," consisting of a freely swinging pendulum with an arrangement making capsizing almost impossible. Tests made seemed to prove that the invention possessed merit and Moreau was awarded the Bonnot prize, Sept. 24, for his device.

In spite of the many fatalities occurring to aviators in all parts of the world, the great nations continued to add to their aerial fleets and to make aviation an important part of their military preparations. The leaders in the movement were France, Germany, Great Britain and Italy. According to the annual bulletin of the International Aeronautical association there were in 1913 2,490 certified aviators in the world. They were distributed as follows: France, 968; Great Britain, 376; Germany, 335; United States, 193; Italy, 189; Russia, 162; Austria, 84; Belgium, 68; Switzerland, 27; Holland, 26; Spain, 16; Argentina, 15; Sweden, 10; Denmark, 8; Hungary, 7; Norway, 5, and Egypt, 1.

JAMES GORDON BENNETT CUP.

Maurice Prevost, French, won the fifth annual contest for the James Gordon Bennett cup, emblematic of the world's aeroplane championship, at Rheims, France, Sept. 29, 1913. His time for the course of 124.28 miles was 59 minutes 45½ seconds, making his average speed 125 miles an hour. In 1912 Jules Vedrines, in winning the cup at Clearing, near Chicago, covered the same distance in 70 minutes 56.8 seconds, or at the rate of nearly 105.5 miles an hour. Belgium was the only other country besides France represented at the Rheims contest. Winners of cup to date: 1909—Glenn H. Curtiss, America. 1910—Claude Grahame-White, England. 1911—Charles T. Weymann, America. 1912—Jules Vedrines, France. 1913—Maurice Prevost, France.

FLYING WITH HEAD TO EARTH.

M. Pegoud performed the extraordinary feat of flying in an aeroplane upside down for the first time at Juvisy, France, Sept. 1, 1913. Ascending 3,000 feet in the air, he caused the forward part of his monoplane to point toward the earth until the machine was in a perpendicular position. It descended swiftly and for several seconds the aviator flew in a straight line with his head downward. Then the monoplane was righted and descended to the earth in a series of spirals. Briefly, the aviator caused his monoplane to describe a gigantic letter S in the sky and made a flight of a quarter of a mile upside down. Experts declared that the experiment indicated progress toward the attainment of safety in aeroplane flying. The feat was repeated frequently by M. Pegoud and other aviators.

LONG DISTANCE FLIGHTS IN 1913.

FROM DOVER TO COLOGNE.

Gustave Hamel, a British aviator, accompanied by Frank Dupre, American, made a monoplane non-stop flight from Dover, England, to Cologne, Germany, Thursday afternoon, April 17, 1913, in 4 hours 5 minutes. The distance covered was something over 250 miles.

ACROSS ISTHMUS OF PANAMA.

Robert G. Fowler, American aviator, made a flight across the Isthmus of Panama April 27, 1913, in an aeroplane with a passenger. He started from Panama beach, circled over the city of Panama for half an hour and then crossed the isthmus, follow-

ing the line of the canal to Gatun and Colon, landing at Cristobal. He met strong wind currents over the Culebra cut.

FROM BIARRITZ TO KOLLUM.

Ernest F. Guillaux, a French aviator, left Biarritz, France, at 4:22 a. m., Sunday, April 27, 1913, and arrived at Kollum, Holland, a little before day-break Monday morning, having covered the distance of more than 1,000 miles in his aeroplane in a little over 24 hours. He descended twice to replenish his fuel.

KEY WEST TO HAVANA.

Domingo Rosillo, a Cuban aviator, started from the Florida East Coast railroad terminal at Key West, Fla., at 5:35 a. m., May 17, 1913, in a Moisant aeroplane, and arrived at Havana, Cuba, at 7:30 a. m. The distance covered was between ninety-five and 100 miles. The aviator, who was followed across the gulf stream by a cruiser and gunboat, received a prize of \$10,000 for his performance.

Augustine Parla, another Cuban aviator, made a flight from Key West to Mariel, forty miles west of Havana, Monday afternoon, May 19, 1913. He had no escort of war ships.

FLIGHTS OVER THE ALPS.

Jean Bielovucci, a Peruvian aviator, made a flight across the Alps from Switzerland to Italy Jan. 25, 1913. Using a monoplane, he ascended at Brig on the Swiss side at noon and exactly 25 minutes later landed at Domodossola on the Italian side. Bielovucci followed the same course over the Simplon pass that was taken by his compatriot, Chavez, in September, 1910. Chavez accomplished the flight but in landing met with an accident, resulting in his death a few days later.

Oscar Bider, French, flew from Barni, Switzerland, over the Alps to Milan, Italy, July 13, 1913, a distance of 130 miles, in two and a half hours. July 26 he flew from Milan to Basel, Switzerland, in 3 hours 45 minutes; distance, 260 miles.

MILAN TO ROME.

The Italian aviators, DeRoy and Cevasco, made a monoplane flight from Milan to Rome, a distance of 410 miles, in 6 hours 7 minutes, Tuesday, May 27, 1913.

PARIS TO PORTUGAL.

Eugene Gilbert made a flight from Paris, France, to Pejabo, a town on the Portuguese frontier, Aug. 2, 1913. The distance was 1,030 miles and the flight was made in competition for the Pommery cup, which is awarded the airman who makes the longest cross-country trip in one day between sunrise and sunset. Gilbert bettered the record made by Brindejonc des Moulinais, June 10, when he flew from Paris to Warsaw, a distance of 906 miles.

SPEEDY PARIS-LONDON FLIGHT.

Marcel G. Brindejonc des Moulinais, a French aviator, left Paris in his monoplane at 9 a. m., Feb. 25, 1913, landed at Calais at 10:50 a. m., resumed his flight at noon and descended in London at 1:30 p. m. The crossing of the channel was made in a flight. The distance was 287 miles and the actual flying time 185 minutes, making the speed ninety-four miles an hour, or more than a mile and a half a minute.

LONG EUROPEAN FLIGHT.

The airman Brindejonc des Moulinais returned July 2, 1913, to Villacoublay, France, after a most remarkable series of flights. In eight days of actual flying the airman covered practically 5,000 kilometers (3,125 miles), traversed northern Europe, visiting five capitals and seven different countries, and all was accomplished with no accident, save the breaking of a wheel when landing on rough ground at Dvinsk. The following are details of the distances covered:

Date.	Flight.	Miles.
June 10	—Paris to Warsaw (via Berlin).....	906
June 15	—Warsaw to Dvinsk.....	344
June 16	—Dvinsk to St. Petersburg.....	281
June 23	—St. Petersburg to Reval.....	248
June 25	—Reval to Stockholm.....	250

Date.	Flight.	Miles.
June 29—	Stockholm to Copenhagen.....	344
July 1—	Copenhagen to The Hague.....	450
July 2—	The Hague to Villacoublay.....	281

For his flight from Paris to Warsaw in thirteen hours Brindejonc was awarded the Pommery cup.

FROM PARIS TO BERLIN.

Pierre Daucourt, a French aviator, won an aeroplane race from Paris, France, to Berlin, Germany, April 16, 1913, defeating Edmond Audemars and winning the \$1,500 Pommery cup. Daucourt left Paris at about 5 o'clock in the morning and arrived at the Johannisthal aerodrome near Berlin at 6:39 o'clock in the evening. The distance covered was 535 miles. The weather during part of the flight was stormy. Audemars stopped when he reached Wanne, Germany.

Edmond Audemars made a flight from Berlin to Paris July 13, making one stop for petrol at Hanover. He left at 4:10 a. m. and reached Paris at 7:15 p. m. Aviator Setort left Paris at 4:10 a. m. and flew to Berlin without making a stop, arriving there at 1:10 p. m. The distance covered was about 575 miles.

FLIGHT ACROSS MEDITERRANEAN.

Roland G. Garros, the French aviator, flew across the Mediterranean sea from St. Raphael, France, to Bizerta, Tunis, Sept. 23, 1913. The distance was 558 miles and the flight was the longest overseas journey ever made in an aeroplane. The time was 7 hours 53 minutes. No floats were attached to the machine and no torpedo boats were stationed along the route from France to Tunis.

FIRST ACROSS LAKE MICHIGAN.

Jack Vilas, with William Bastar as passenger, made an aeroplane flight from St. Joseph, Mich., to Grant park, Chicago, July 1, 1913, covering the sixty-four miles in 1 hour and 34 minutes. It was the first aeroplane flight across Lake Michigan.

CHICAGO-DETROIT FLYING BOAT CRUISE.

Beckwith Havens of Hammondsporf, N. Y., in a Curtiss hydroaeroplane and accompanied by J. B. Verplanck, owner of the craft, completed an aerial cruise from Chicago to Detroit, July 18, 1913. The distance covered was about 900 miles. The cruise was originally intended to be a race between a number of aero yachts. Five were entered and four started, but three of the craft were disabled by accidents resulting from gales and heavy seas and were forced to give up the contest. Walter F. Johnson of Bath, N. Y., stopped at Robertsdale, Ind.; Glenn L. Martin at Muskegon, Mich., and Roy M. Francis at Pentwater, Mich. Havens, who began his flight July 8, also experienced many delays on account of the weather, but managed to reach Charlevoix July 14, Point Lookout, Mich., July 16, and Detroit two days later.

LONG FLIGHT IN GERMANY.

Victor Stoeffler in a 100 horse power biplane started from Johannisthal, Germany, Oct. 14, 1913, and landed the next morning at Muelhausen after having covered 1,376 miles in 22 hours 47 minutes actual flying time.

RECORD FOR ALTITUDE.

Georges Legagneux, Pau, France, Dec. 9, 1910, 10,499 feet.
Arch Hoxsey, Los Angeles, Cal., Dec. 26, 1910, 11,474 feet (unofficial).
Capt. Felix, Etampes, France, Aug. 5, 1911, 11,330 feet.
Lincoln Beachey, Chicago, Ill., Aug. 20, 1911, 11,642 feet.
Roland G. Garros, Parame, France, Nov. 7, 1911, 13,943 feet.
Lieut. Blaschke, Vienna, June 29, 1912, 14,300 feet.
Roland G. Garros, Houlgate, Sept. 6, 1912, 16,076 feet.
Georges Legagneux, Villacoublay, Sept. 17, 1912, 17,881 feet.
Edmond Perreyon, Buc aerodrome, France, March 11, 1913, 19,650 feet.

RECORD FOR WEIGHT CARRIED.

Aviator Noel flew in an "aerobus" for seventeen minutes with seven passengers at Hendon, Eng

land, Sept. 22, 1913. The weight of pilot and passengers was 1,134 pounds. Oct. 2, at the same place, Noel took up nine passengers to a height of 600 feet and remained in the air 20 minutes.

RECORD FOR SPEED.

The record for speed is held by Maurice Prevost of France, who in the James Gordon Bennett cup race at Rheims, France, covered 124.28 miles at an average speed of 125 miles an hour. He had previously made records of 111, 111½ and 117 miles an hour. Emile Vedrines made a record of 118 miles an hour at Rheims Sept. 27.

MAX LILLIE KILLED.

Maximilian Liljenstrand, better known in the aviation world as Max Lillie, was killed at Galesburg, Ill., Sept. 15, 1913, while giving an exhibition flight at the fair grounds in the presence of 5,000 spectators. As he was making a turn at a height of between 150 and 200 feet the wind caught the right wing with considerable force, causing it to snap and break. The aeroplane turned turtle and fell to the ground. The aviator was pinned underneath the machine and was instantly killed.

AVIATION FATALITIES.

Nov. 21, 1912—Andre Frey, Rheims, France.
Dec. 24, 1912—Edward Petre, Redcar, England.
Jan. 3, 1913—M. Mallot, Fecamp, France.
Jan. 13—L. F. Macdonald and passenger England, Dartford, England.
Jan. 19—Lieut. Origone, Brandzen, Argentina.
Jan. 23—Lieut. Otto Schlegel, near Burg, Germany.
Jan. 23—Frank Boland, Port of Spain, Trinidad.
Jan. 24—Charles Nieupert and mechanic, Etampes, France.
Jan. 26—Senor Enserlone, near Bucnos Aires, Argentina.
Jan. 27—Herr Huell, Aix-la-Chapelle, Germany.
Feb. 3—Giuseppe Nosari, Turin, Italy.
Feb. 8—Lieut.-Com. Walter Janetzky and Machinist Dieckmann, Danzig, Germany.
Feb. 15—Herr Lenk, Leipzig, Germany.
Feb. 17—Lieut. Mittner, Vienna, Austria.
Feb. 26—Sergt. Helfersnslder, Muelhausen, Germany.
March 5—Geoffrey England, Salisbury Plain, England.
March 13—Two sergeants fatally injured, Rheims, France.
March 16—M. Mercier, Amberieu, France.
March 19—M. Primaves, Lugano, Switzerland.
March 28—Lieuts. Tokuda and Kimura, Kakinoda, Japan.
March 30—Lieut. Perlokski, Warsaw, Russia (suicide).
April 8—George Veroinck, near Mitho, French Cochin China.
April 8—Lieut. Rex Chandler, San Diego, Cal.
April 9—Herr Lichte, Gelsenkirchen, Germany.
April 11—Perez Arzemo, Buenos Aires, Argentina.
April 15—Louis Gaudart, Monte Carlo, France (hydroaeroplane).
April 17—Lieut. Arghirooulos and Constantinos Manos, Saloniki.
April 19—Otto W. Brodie, Chicago, Ill.
April 19—Sig. Gallo, Turin, Italy.
April 21—Lieut. De Blamont, Villacoublay, France.
April 23—Lieut. von Gernersheim, Munich, Germany (died April 28).
April 24—Herr Dunetz, Johannisthal, Germany.
April 24—V. Abramovitch, Johannisthal, Germany.
April 28—Lieut. Roger Harrison, Farnborough, England.
April 30—Lieuts. Von Mirbach and Von Brunn, Darmstadt, Germany.
May 2—Herman E. Jansen, Oakland, Cal.
May 3—M. Bellin, Versailles, France.
May 4—Koba Takishi, Kyoto, Japan.
May 5—Charles Carlson, Akron, O.
May 9—Lieut. J. D. Park, Olive, Cal.
May 14—Capt. Zucher, Johannisthal, Germany.
May 27—Lieut. Desmond L. Arthur, Montrose, Scotland.
May 28—A. Horn, Hanover, Germany.
May 30—Lieut. Jean F. Kroyder, Bourges, France.
May 31—James Colovan, Chicago, Ill.

- May 31—Lieut. Rabalichken, Peterhof, Russia.
 June 5—M. Bernard and passenger, Paris, France.
 June 12—Andrew Drew, Lima, O.
 June 13—Naval Lieut. Jas. R. B. Kennedy, London, England.
 June 14—Senor Manio, Lisbon, Portugal.
 June 18—Sapper Dewever, Etampes, France.
 June 19—Aviator Kraftet and Herr Gerbitz, Johannisthal, Germany.
 June 20—Ensign W. D. Billingsley, Annapolis, Md.
 June 23—Mr. Fairbairns, Shoeburyness, England.
 June 23—Fred F. Gardiner, Bath, N. Y.
 June 29—M. Parisot and passenger, Liege, France.
 June 29—Mr. Wight, Bristol, England.
 July 8—Lieut. Loren H. Call, Houston, Tex.
 July 8—Herr Lendner and passenger, Wurzburg, Germany.
 July 14—M. Bertin and son, near Paris, France.
 July 14—Herr Dietrichs, Muelhausen, Germany.
 July 16—Lieut. Stoll, Juterbog, Germany.
 July 17—Maj. A. W. Hewetson, Salisbury, Eng.
 July 18—Herr Westphely, Frankfort-on-Main, Germany.
 July 22—Lieut. Gabriel, Chalons, France.
 July 26—Herr Stengel, Frankfort-on-Main, Germany.
 July 27—M. Chambeners, Hauterive, France.
 July 29—Military aviator, Gatchina, Russia.
 Aug. 4—Herr Broks, Johannisthal, Germany.
 Aug. 5—Lieut. Polikarpoff and mechanic, Krasnoye Selo, Russia.
 Aug. 6—John Bryant, Victoria, B. C.
 Aug. 7—Col. S. F. Cody and passenger, Aldershot, England.
 Aug. 10—Fritz Roessler and pupil, Brueck, Germany.
 Aug. 22—Lieut. Schmidt, Halberstadt, Germany.
 Aug. 25—Lieut. Sansever and Sapper Laforge, Villacoublay, France.
 Sept. 2—George Schmidt, Rutland, Vt.
 Sept. 2—Louis Ollivier and passenger, Melun, France.
 Sept. 3—Herr Kahl, Strassburg, Germany.
 Sept. 4—Lieut. Von Eckenbrecher and Lieut. Prinz, Brieg, Germany.
 Sept. 4—Lieut. Moss L. Love, San Diego, Cal.
 Sept. 5—Perry C. Davis, Mauston, Wis. (died Sept. 16).
 Sept. 8—Herr Senge, Grevenbroich, Germany.
 Sept. 9—Dr. Ringer, Johannisthal, Germany.
 Sept. 9—M. Draschlin, Sebastopol, Russia.
 Sept. 9—M. Chomirnie, Lyons, France.
 Sept. 12—Hans Lorenz, Munster, Germany.
 Sept. 14—M. Vialon, Bucharest, Roumania.
 Sept. 15—Max Lillie, Galesburg, Ill.
 Sept. 23—French aviator, Mogador, Morocco.
 Sept. 24—Lieut. A. Soulellian, Oujda, Morocco.
 Sept. 26—Lieut. Schulz, Johannisthal, Germany.
 Oct. 2—Maj. George C. Merrick, Salisbury, England.
 Oct. 5—M. Sivol, Marmade, France.
 Oct. 13—Lieut. Koenig, Neundorf, Germany.
 Oct. 13—Albert J. Jewel, Hempstead, N. Y.
 Oct. 17—Capt. Haeseler, near Breslan, Germany.
 Oct. 17—Lieut. Koch and Sergt. Mante, near Wuerrzburg, Germany.
 Oct. 20—Lieut. Garnier and Sapper Jenrot, Epinal, France.
 Oct. 20—Corporal Dautroche, Epinal, France.
 Oct. 28—Sergt. Canal, Rheims, France.
 Nov. 12—Capt. de la Garde, Villacoublay, France.
 Nov. 14—Lieut. O. Perry Rich, Manila, P. I.
 Nov. 24—Lieuts. Eric L. Ellington and Hugh M. Kelly, San Diego, Cal.

BALLOONING.

CONTEST FOR BENNETT CUP.

The ninth international balloon race for the James Gordon Bennett cup was won in 1913 by the Goodyear of Akron, O., piloted by Ralph H. Upson. The start was made from Paris, France, Sunday morning, Oct. 12, eighteen balloons, representing eight nations, taking part in the race. Wind conditions were unfavorable and the flights were comparatively short. The Goodyear landed at Bridlington, England, at noon Tuesday, Oct. 14, after having covered a little over 400 miles airline distance.

BENNETT CUP RECORD.

Year.	Winner.	Distance.
1906—	America (American).....	402 miles
1907—	Pommern (German).....	880 miles
1908—	Helvetia (Swiss).....	620 miles
1909—	America II. (American).....	695 miles
1910—	America II. (American).....	1,171 miles
1911—	Berlin II. (German).....	471 miles
1912—	Picardie (French).....	1,354 miles
1913—	Goodyear (American).....	400 miles

AMERICAN ELIMINATION RACE.

Four balloons started from Kansas City, Mo., July 4, 1913, in the American elimination race for the selection of entries for the James Gordon Bennett race. First place was won by the Goodyear balloon of Akron, O., piloted by R. H. Upson. It landed at West Branch, Mich., with a mileage of 685. Kansas City II., John Watts, pilot, was second, landing at Goodrich, Mich., 673 miles. Kansas City Post, H. E. Honeywell, pilot, was third, with 658 miles, landing at Rockwood, Mich., and the Million Population Club of St. Louis was fourth with 590 miles, at Manchester, Mich. All the balloons came to earth July 5.

RECORD FOR DISTANCE.

The record for distance traveled in a balloon in continuous flight is held by Maurice Benaim of France, who made 1,354 miles in contesting for the James Gordon Bennett cup Oct. 27-29, 1912. In 1900 Count de la Vaulx made a journey of 1,193 miles and in 1910 Alan R. Hawley and Augustus Post covered 1,171 miles.

The record for distance traveled over water in a dirigible balloon is held by Walter Wellman, who on Oct. 15-18, 1910, made approximately 1,000 miles in an attempt to cross the Atlantic in the America.

RECORD FOR HEIGHT.

The record for height made in an ordinary gas balloon is 28,750 feet. It was made by Prof. Berenson of Berlin Dec. 4, 1894. A record of nearly 33,000 feet was claimed for the French balloon Icare in 1913.

The world's dirigible balloon record for altitude is 9,514 feet. It was made by the French dirigible Clement-Bayard III. May 20, 1912. It carried six passengers.

BALLOON DISASTER IN FRANCE.

The military balloon Zodiac, carrying five men, collapsed and fell to the ground at Noisy-le-Grand, near Paris, France, April 17, 1913. All the occupants of the car were killed. The balloon, which was of the spherical type, was inflated with ordinary gas, and left the Aero club park at St. Cloud with the military aeronauts Capt. Clavenad, Capt. De Nougé, Lieut. de Vaissetot and Artilleryman Rechy, and the civilian pilot Aumont Thierville aboard. The craft was carried over Paris by a strong wind and was passing over Noisy-le-Grand at a height of about 650 feet when laborers working in a field below saw the balloon shivel up and fall. Three of the aeronauts were killed outright, one died on the way to a hospital and the other died after reaching there. The collapse of the balloon was due to a tear in the cover, supposed to have been made intentionally when something went wrong with the valve.

ZEPPELIN AIRSHIP DISASTERS.

Two disasters to Zeppelin dirigible airships occurred in Germany in 1913. The first was near Helgoland Sept. 9, when the naval dirigible L-1 was wrecked in the North sea while on a voyage from the mainland, thirteen of the crew of twenty men losing their lives. The craft, which was a new one of the latest Zeppelin model, had been ordered to take part in the maneuvers of the battle ship fleet. It started out in bad weather and when eighteen miles from its destination ran into a gale accompanied by cold rain, which caused the gas sustaining the airship to condense. The weight of the crew was too great under the circumstances and the craft sank into the sea. Wireless appeals for aid had been sent out and these were responded to quickly by torpedo boats, which, however, were able to save only seven of the crew.

LOSS OF THE L-2.

The second disaster took place Oct. 17 when the L-2, the largest and finest of the Zeppelin type of airships, was destroyed by the explosion of a gasoline tank, which occurred as the ship was making a trial trip above the city of Johannisthal, near Berlin. All except one of the twenty-seven military men on board, including the entire admiralty trial board, were killed. Thousands, who had been watching the evolutions of the L-2, which, if accepted, was to have been the flagship of Germany's new aerial fleet, heard a heavy detonation and saw the craft suddenly become enveloped in flames and drop to the ground from a height of 900 feet. On reaching the spot in the highway where the airship fell the spectators found nothing but a mass of crumpled aluminum and twisted wreck-

age. The only man found alive was Lieut. Baron von Bleu, a guest on the trip, who was fatally injured. Many of the bodies of the others were so burned as to be unrecognizable. The inmates of the center gondola were blown through the sides of the car by the explosion and their bodies fell a quarter of a mile away from the wreck of the dirigible. The pilot of the airship was Capt. Gluth, who had been in Count Zeppelin's employ for a long time. The admiralty trial board consisted of seven officers, including Lieutenant-Commander Behnish and Lieut. Freyer, both personal friends of Emperor William. Naval Constructors Neumann and Pietzler, Naval Engineer Busch, Lieut. Trenk and Chief Engineer Haussmann were among the others killed.

WOMAN SUFFRAGE.

FREE STATES.

Alaska (territory).	Kansas.
Arizona.	Oregon.
California.	Utah.
Colorado.	Washington.
Idaho.	Wyoming.
Illinois.	

AMENDMENT PENDING.

Montana.	North Dakota.
Nevada.	South Dakota.

In the four states last named amendments granting the suffrage to women will be voted on by the people in 1914.

In Michigan an amendment giving women the right to vote was defeated at the election of April 7, 1913, by a vote of 264,832 nays to 168,738 yeas.

In Wisconsin a woman suffrage bill passed both houses of the legislature in 1913 but was vetoed by the governor.

Woman suffrage amendments were defeated in the Florida, Nebraska, Maine, Massachusetts, West Virginia, Missouri and Delaware legislatures. The subject was considered in the legislatures of Iowa, New York and Pennsylvania but final action was not taken.

THE PANKHURST CASE.

Mrs. Emmeline Pankhurst, leader of the British militant suffragettes, arrived at New York, N. Y., Oct. 18, 1913, to begin a lecture tour in America. She was detained at Ellis island by an immigration inspector and a board of special inquiry ordered her exclusion from the country on the ground that she had been convicted abroad of "acts involving moral turpitude," making her an undesirable. The case was appealed to Washington and Commissioner of Immigration Caminetti recommended that she be admitted on her own recognition to depart from the country at the termi-

nation of her engagements. The recommendation was concurred in by the secretary of labor, William B. Wilson, and President Wilson, and Mrs. Pankhurst was thereupon permitted to land.

MILITANCY IN ENGLAND.

The Willoughby Dickinson suffrage bill, giving the franchise to every woman who, if she were a man, would be registered as a parliamentary elector in respect of a household qualification, or who was the wife of a man so qualified, was defeated in the house of commons May 6, 1913, by a vote of 266 to 219. More than fifty Irish nationalists voted against the measure. The cabinet was divided on the question.

Miss Emily Wilding Davison, a militant, ran in front of the king's horse at the Derby at Epsom, England, June 4, 1913, and received injuries from which she died four days later.

In furtherance of the militant movement a number of country houses, for the most part unoccupied, and other structures were burned by suffragettes. As early as May 8, 1913, it was estimated that the damage from fires of this kind in the British isles amounted to \$5,000,000.

Mrs. Emmeline Pankhurst was sentenced April 3 to three years' penal servitude for inciting persons to commit damage. She resorted to the "hunger strike" and was released, enabling her to make her trip to America.

PROGRESS IN OTHER LANDS.

In Norway the storting by unanimous vote June 11, 1913, agreed to extend the suffrage so as to give all women the right to vote at parliamentary elections without regard to the amount of their income tax.

In the Netherlands states general Sept. 16, 1913, it was announced in the speech from the throne that the vote would be given to women.

IRISH HOME RULE BILL.

The Irish home rule bill was first introduced in the house of commons April 11, 1912. It passed its first reading April 16 and its second reading May 9, 1912. It passed its third reading Thursday night, Jan. 16, 1913, by a majority of 110 votes. The division was 367 for and 250 against the measure. Immediately after its passage in the house the measure was sent to the house of lords, which held a special session to receive it. It came to a vote Jan. 30 and was rejected, 326 to 69, the result being a foregone conclusion.

Parliament was prorogued March 7 but met again March 10. The home rule bill was reintroduced and passed by the house of commons July 8 by a vote of 352 to 243. The measure was rejected by the house of lords July 15 by a vote of 302 to 64. The session ended Aug. 15. In accordance with the act of Aug. 10, 1911, if a bill is passed by the

house of commons in three successive sessions and is rejected by the house of lords on each occasion, that bill will on being signed by the king become an act of parliament notwithstanding that the house of lords has rejected it. Two years must, however, elapse between the first introduction of the bill and the time of its passage in the house of commons for the first time.

Preparations for armed resistance to Irish home rule were made by the unionists of Ulster, led by Sir Edward Carson. Delegates met in Belfast Sept. 24, 1913, and created the machinery of a provisional government to take over the administration of Ulster in case the home rule bill became a law. Drilling of volunteers for war was actively engaged in by large numbers of men in Belfast and vicinity.

NOTABLE NEW YORK BUILDINGS.

Height in stories and feet.

American Surety—23; 306.	Com'ercial Cable—21; 255.	Heidelberg—30; 410.	Singer—41; 612.
American Tract—23; 306.	Empire—20; 293.	MetropolitanLife—50; 700.	St. Paul—26; 308.
Bankers' Trust—39; 539.	Evening Post—32; 385.	Municipal—24; 560.	Times—28; 419.
Bank of Commerce—20; 270.	Flatiron—20; 286.	Park Row—29; 382.	Woolworth—51; 785.
Broad Exchange—20; 276.	Germania Life—20; 281.	Pulitzer—22; 375.	

HISTORICAL DATA AS TO STATES AND TERRITORIES.

STATE OR TERRITORY.	Admitted to the union.	Popula- tion, 1910.	Area. Sq. M.	Settled at	Date	By whom.	Rep. in cong.	Electo- ral vote.
Alabama	Dec. 14, 1819.	2,138,093	51,998	Mobile	1702	French	10	12
Alaska Territory	July 27, 1868.	64,356	500,884	Sitka	1801	Russians	4	3
Arizona	June 20, 1910.	204,354	113,956	Tucson	1580	Spaniards	1	3
Arkansas	June 15, 1836.	1,574,449	48,335	Arkansas Post	1685	French	7	9
California	Sept. 9, 1850.	2,377,549	158,297	San Diego	1769	Spaniards	11	13
Colorado	Aug. 1, 1876.	799,024	103,948	Near Denver	1858	Americans	4	6
Connecticut	Jan. 9, 1788.	1,114,756	4,965	Windsor	1635	Puritans	5	7
Delaware	Dec. 7, 1787.	202,322	2,370	Cape Henlo- pen	1627	Swedes	1	3
District of Columbia	July 16, 1790.	331,069	70		1690	English	4	6
Florida	March 3, 1845.	752,619	58,695	St. Augustine	1565	Spaniards	4	6
Georgia	Jan. 2, 1788.	2,609,121	59,255	Savannah	1733	English	12	14
Gnam Colony	* Aug. 12, 1898.	9,000	150	Agana		Spaniards	4	6
Hawaii Territory	†April 30, 1900.	191,909	6,449				4	6
Idaho	July 3, 1890.	325,594	83,888	Coeur d'Alene	1842	Americans	2	4
Illinois	Dec. 3, 1818.	5,638,591	56,655	Kaskaskia	1720	French	27	29
Indiana	Dec. 11, 1816.	2,700,876	36,354	Vincennes	1730		13	15
Iowa	March 3, 1845.	2,224,771	56,147	Burlington	1788	French	11	13
Kansas	Jan. 29, 1861.	1,680,949	82,158	Lexington	1831	Americans	8	10
Kentucky	Feb. 4, 1792.	2,289,905	40,508	Lexington	1765	From Va.	11	13
Louisiana	April 8, 1812.	1,656,388	48,506	iberville	1699	French	8	10
Maine	March 3, 1820.	742,371	33,040	Bristol	1624	English	4	6
Maryland	†April 28, 1788.	1,236,346	12,327	St. Mary's	1634	English	6	8
Massachusetts	Feb. 6, 1788.	2,310,173	8,296	Plymouth	1620	Puritans	16	18
Michigan	Jan. 26, 1837.	2,810,173	57,980	Near Detroit	1659	French	13	15
Minnesota	May 11, 1858.	2,075,708	84,682	St. Peter's R.	1805	Americans	10	12
Mississippi	Dec. 10, 1817.	1,797,114	46,835	Natchez	1716	From S. C.	8	10
Missouri	March 2, 1821.	3,293,355	69,420	St. Louis	1764	French	16	18
Montana	Nov. 8, 1889.	376,053	146,997		1809	Americans	2	4
Nebraska	March 1, 1867.	1,192,214	77,520	Bellevue	1847	Americans	6	8
Nevada	*Oct. 13, 1864.	81,875	110,630	Genoa	1850	Americans	1	3
New Hampshire	*June 21, 1788.	490,572	9,341	Dover and Portsmouth	1623	Puritans	2	4
New Jersey	*Dec. 18, 1787.	2,537,167	8,224	Bergen	1620	Swedes	2	4
New Mexico	June 20, 1910.	327,501	123,654	Santa Fe	1537	Spaniards	1	3
New York	July 26, 1788.	9,113,614	49,204	Manhattan Id	1614	Dutch	43	45
North Carolina	*Nov. 21, 1789.	2,396,287	42,426	Albemarle	1650	English	10	12
North Dakota	Nov. 2, 1889.	577,056	70,837	Pemba	1780	French	3	5
Ohio	Nov. 29, 1802.	4,767,121	41,040	Marietta	1788	Americans	22	24
Oklahoma	Nov. 16, 1907.	1,657,155	70,057		1889	Americans	8	10
Oregon	Feb. 14, 1859.	672,765	96,699	Astoria	1810	Americans	3	5
Pennsylvania	*Dec. 12, 1787.	7,665,111	45,126	Delaware R.	1682	English	36	38
Philippines	** Nov. 28, 1898.	7,635,426	114,000	Manila	1570	Spaniards		
Porto Rico	*Aug. 12, 1898.	1,118,012	3,435	Caparra	1510	Spaniards	†1	3
Rhode Island	*May 29, 1790.	542,610	1,248	Providence	1636	English	3	5
South Carolina	*May 23, 1788.	1,515,400	30,899	Port Royal	1670	Hugenots	7	9
South Dakota	Nov. 2, 1889.	553,888	77,615	Sioux Falls	1856	Americans	3	5
Tennessee	June 1, 1796.	2,184,789	42,022	Ft. Loudon	1757	English	10	12
Texas	Dec. 29, 1845.	3,593,542	265,892	Matagorda B.	1686	French	18	20
Utah	Jan. 4, 1891.	39,351	84,900	Salt Lake City	1847	Americans	2	4
Vermont	Feb. 18, 1791.	355,956	9,564	Ft. Dummer	1764	English	2	4
Virginia	*June 26, 1788.	2,061,612	42,627	Jamestown	1607	English	10	12
Washington	Nov. 11, 1889.	1,141,960	69,127	Astoria	1811	Americans	5	7
West Virginia	Dec. 31, 1862.	1,221,119	24,170	Wheeling	1774	English	6	8
Wisconsin	May 29, 1848.	2,333,860	56,066	Green Bay	1670	French	11	13
Wyoming	July 11, 1890.	145,531	97,914	Ft. Laramie	1834	Americans	1	3

*Ratified the constitution. †Organized as territory. ‡Delegate. §Signing of protocol relinquishing sovereignty. **Yielding sovereignty. Population in 1903. ††Commissioner.
Historians do not all agree as to some of the

dates in the above table. The dates given are from the statistical abstract of the United States published by the government and are well supported in all disputed cases.

TRUST PROSECUTION.

NATIONAL CASH REGISTER COMPANY.

Twenty-nine officials of the National Cash Register company of Dayton, O., were declared guilty of having violated the criminal provisions of the Sherman antitrust law, by a jury in the United States District court, Cincinnati, O., Feb. 13, 1913. The indictments were returned Feb. 22, 1912, and the trial began before Judge H. C. Hollister in Cincinnati Nov. 13, the same year. There were three counts. The first charged that nearly all the competitors of the concern had been bought or driven out of business through bribery and other illegal methods. The second and third counts charged the defendants with monopolizing the cash register business by the same means. The verdict of the jury was "guilty as charged in all three counts." John H. Patterson, president of the company, was sentenced by Judge Hollister Feb. 17 to one year in jail and the payment of a fine of \$5,000. Most of the other officials were sen-

tenced to one year in jail, only two or three escaping with shorter terms.

BATHTUB TRUST.

Thirteen corporations and fourteen individuals, forming what had become known as the "bathtub trust," were convicted Feb. 14, 1913, by a jury in the United States District court in Detroit of criminal conspiracy in restraint of trade. On the following day Judge Clarence W. Sessions imposed on them fines ranging from \$1 to \$10,000 each.

SUIT AGAINST CORN PRODUCTS REFINING COMPANY.

In a bill filed by United States Attorney Henry A. Wise in New York, N. Y., March 1, 1913, the government asked the dissolution of the Corn Products Refining company on the ground that it had violated the Sherman antitrust law by entering into contracts and conspiracies to destroy competition.

STATES, CAPITALS, GOVERNORS AND LEGISLATURES.

STATE OR TERRITORY.	Capital.	Governor.	Term Yrs.	Salary.	Term expires.	Next session legislature.	Limit of session.
Alabama.....	Montgomery..	E. O'Neal, D.	4	\$5,000	Jan. 1915	*Jan. 1915	50 days
Alaska Territory.....	Juneau.....	J. E. A. Strong, D.	4	7,000	Oct. 1915	*Mar. 1915	60 days
Arizona.....	Phoenix.....	G. W. P. Hunt, D.	2	4,000	Feb. 1914	*Nov. 1915	None.
Arkansas.....	Little Rock..	Geo. W. Hays, D.	2	4,000	Jan. 1915	*Jan. 1915	60 days
California.....	Sacramento..	H. W. Johnson, Pr.	4	10,000	Jan. 1915	*Jan. 1915	60 days
Colorado.....	Denver.....	E. M. Ammons, D.	2	5,000	Jan. 1915	*Jan. 1915	90 days
Connecticut.....	Hartford.....	S. E. Baldwin, D.	2	5,000	Jan. 1915	*Jan. 1915	None.
Delaware.....	Dover.....	Chas. R. Miller, R.	4	4,000	Jan. 1917	*Jan. 1915	None.
District of Columbia.....	Washington..						
Florida.....	Tallahassee..	F. M. Trammell, D.	4	5,000	Jan. 1917	*Jan. 1915	60 days
Georgia.....	Atlanta.....	L. M. Slaton, D.	2	5,000	June 1915	June 1914	50 days
Hawaii.....	Honolulu.....	L. R. Pinkham, R.	4	7,000	Aug. 1917	*Jan. 1915
Idaho.....	Boise City....	J. M. Haines, R.	2	5,000	Jan. 1915	*Jan. 1915	60 days
Illinois.....	Springfield..	E. F. Dunne, D.	4	12,000	Jan. 1917	*Jan. 1915	None.
Indiana.....	Indianapolis..	S. M. Ralston, D.	4	8,000	Jan. 1917	*Jan. 1915	60 days
Iowa.....	Des Moines...	G. W. Clarke, R.	2	5,000	Jan. 1915	*Jan. 1915	None.
Kansas.....	Topeka.....	G. H. Hodges, D.	2	5,000	Jan. 1915	*Jan. 1915	40 days
Kentucky.....	Frankfort....	J. B. McCreary, D.	4	6,500	Dec. 1915	*Jan. 1914	60 days
Louisiana.....	Baton Rouge..	L. E. Hall, D.	4	5,000	May 1916	*May 1914	60 days
Maine.....	Augusta.....	Wm. T. Haines, R.	2	3,000	Jan. 1915	*Jan. 1915	None.
Maryland.....	Annapolis....	P. L. Goldsborough, R.	4	4,500	Jan. 1916	*Jan. 1914	90 days
Massachusetts.....	Boston.....	D. I. Walsh, D.	4	6,000	Jan. 1915	*Jan. 1914	None.
Michigan.....	Lansing.....	W. N. Ketter, D.	2	5,000	Jan. 1915	*Jan. 1915	None.
Minnesota.....	St. Paul.....	A. O. Eberhart, R.	2	7,000	Jan. 1915	*Jan. 1915	90 days
Mississippi.....	Jackson.....	Earl Brewer, D.	4	5,000	Jan. 1916	*Jan. 1914	60 days
Missouri.....	Jefferson City	E. W. Major, D.	4	5,000	Jan. 1917	*Jan. 1915	70 days
Montana.....	Helena.....	S. V. Stewart, D.	4	5,000	Jan. 1917	*Jan. 1915	60 days
Nebraska.....	Lincoln.....	J. H. Mophead, D.	2	2,500	Jan. 1915	*Jan. 1915	60 days
Nevada.....	Carson City..	T. L. Oddie, R.	4	4,000	Jan. 1915	*Jan. 1915	60 days
New Hampshire.....	Concord.....	S. D. Felker, D.	2	3,000	Jan. 1915	*Jan. 1915	None.
New Jersey.....	Trenton.....	J. E. Fielder, R.	3	10,000	Jan. 1917	Jan. 1914	None.
New Mexico.....	Santa Fe.....	W. C. McDonald, D.	4	5,000	Jan. 1917	Jan. 1914	60 days
New York.....	Albany.....	M. A. Glynn, D.	2	10,000	Jan. 1915	Jan. 1914	None.
North Carolina.....	Raleigh.....	Locke Craig, D.	4	6,000	Jan. 1917	*Jan. 1915	60 days
North Dakota.....	Bismarck....	L. B. Hanna, R.	2	5,000	Jan. 1915	*Jan. 1915	None.
Ohio.....	Columbus....	Jas. M. Cox, D.	2	10,000	Jan. 1915	*Jan. 1914	None.
Oklahoma.....	Oklahoma City	Lee Cruce, D.	4	4,500	Jan. 1915	*Jan. 1915	None.
Oregon.....	Salem.....	Oswald West, D.	4	5,000	Jan. 1915	*Jan. 1915	40 days
Pennsylvania.....	Harrisburg...	John K. Tener, R.	4	10,000	Jan. 1915	*Jan. 1915	None.
Philippines.....	Manila.....	F. B. Harrison, D.		15,000			
Porto Rico.....	San Juan....	Arthur Yager, D.	4	8,000	Dec. 1917		None.
Rhode Island.....	Providence...	A. J. Pothler, R.	2	3,000	Jan. 1915	Jan. 1914	None.
South Carolina.....	Columbia.....	C. L. Blease, D.	2	3,000	Jan. 1915	Jan. 1914	None.
South Dakota.....	Pierre.....	F. M. Byrne, R.	2	3,000	Jan. 1915	*Jan. 1915	60 days
Tennessee.....	Nashville....	B. W. Hooper, R.	2	4,000	Jan. 1915	*Jan. 1915	75 days
Texas.....	Austin.....	O. B. Colquitt, D.	2	4,000	Jan. 1915	*Jan. 1915	90 days
Utah.....	Salt Lake City	William Spry, R.	4	6,000	Jan. 1917	*Jan. 1915	60 days
Vermont.....	Montpelier..	A. M. Fletcher, R.	2	2,500	Oct. 1914	*Oct. 1915	None.
Virginia.....	Richmond....	H. C. Stuart, D.	4	5,000	Feb. 1918	*Jan. 1914	30 days
Washington.....	Olympia.....	E. Lister, D.	4	6,000	Jan. 1917	*Jan. 1915	60 days
West Virginia.....	Charleston..	H. D. Hatfield, R.	4	5,000	Mar. 1917	*Jan. 1915	45 days
Wisconsin.....	Madison.....	F. E. McGovern, R.	2	5,000	Jan. 1915	*Jan. 1915	None.
Wyoming.....	Cheyenne....	J. M. Carey, R.	4	4,000	Jan. 1915	*Jan. 1915	40 days

*Biennial sessions. †Appointed by the president. ‡Quadrennial sessions.

SALARIES OF THE PRESIDENTS OF THE REPUBLICS OF LATIN AMERICA.

[Table furnished by International Bureau of American Republics, Washington, D. C.]

Republic.	Amount per year, national currency.	Approximate gold equivalent.	Republic.	Amount per year, national currency.	Approximate gold equivalent.
Argentina.....	75,000 pesos.	\$31,500	Dominican Rep.....	\$7,200	\$7,200
Bolivia.....	18,000 bolivianos.	7,200	Haiti.....	24,000	24,000
Brazil.....	120,000 milreis (papier).	40,000	Costa Rica.....	18,000 colones.	8,350
Chile.....	18,000 pesos.	6,670	Guatemala.....	30,000 pesos.	12,000
Colombia.....	£3,600	18,000	Honduras.....	24,000 pesos.	9,600
Ecuador.....	12,000 sucres.	6,000	Nicaragua.....	24,000 pesos.	9,600
Paraguay.....	7,000 pesos (oro).	7,000	Salvador.....	22,500 pesos.	9,000
Peru.....	£3,000	15,000			
Uruguay.....	\$36,000	36,000			
Venezuela.....	60,000 bolivars.	12,000			
Panama.....	18,000 Moneda de Curso nacional.	18,000			
Mexico.....	137 pesos a day.	25,000			
Cuba.....	25,000 pesos.	15,000			

NOTE.—In addition to the sums given above as personal salaries, each government appropriates an additional sum, varying with the country, for what are termed the expenses of the office of president. This in most cases adds a substantial amount to the regular salary.

CALIFORNIA LAND LAW AND JAPAN.

May 19, 1913, Gov. Hiram Johnson of California signed an act passed by the legislature excluding aliens from possessing land in the state except on short term leases. The government of Japan protested vigorously against the action, claiming that it was in direct violation of the treaty of Feb. 21, 1911, article 1 of which provides that the citizens or subjects of the two countries have the right to enter, travel or reside in the territories of the

other, to carry on trade and lease houses and shops and residences. Though President Wilson and Secretary Bryan had urged California to take less drastic action, they upheld the state and in the exchange of diplomatic notes with Japan denied that the land law complained of was contrary to the treaty. Much popular resentment was shown in Japan and meetings were held at which some of the speakers urged the government to make war on the United States.

IMMIGRATION INTO THE UNITED STATES.

Fiscal years ended June 30.

Country.	1913.			1912.		
	Male.	Female.	Total.	Male.	Female.	Total.
Austria	82,939	54,306	137,245	48,366	37,483	85,854
Hungary	71,828	45,752	117,580	57,695	35,333	93,028
Belgium	4,971	2,434	7,405	2,580	1,589	4,169
Bulgaria, Servia, Montenegro	1,537	216	1,753	4,145	302	4,447
Denmark	4,163	2,315	6,478	4,356	1,835	6,191
France, including Corsica	5,649	4,026	9,675	4,949	3,679	8,628
German empire	19,992	14,337	34,329	15,921	11,867	27,788
Greece	20,421	2,396	22,817	19,118	2,331	21,449
Italy, including Sicily and Sardinia	201,502	64,040	265,542	105,613	51,521	157,134
Netherlands	4,196	2,706	6,902	4,276	2,343	6,619
Norway	5,092	3,995	8,587	5,058	3,617	8,675
Portugal, including Cape Verde and Azore Islands	9,217	4,954	14,171	6,648	3,582	10,230
Romania	1,290	865	2,155	1,183	814	1,997
Russian empire and Finland	200,815	90,225	291,040	99,707	62,688	162,395
Spain, including Canary and Balearic Islands	4,805	1,362	6,167	4,854	1,473	6,327
Sweden	10,548	6,664	17,202	7,735	4,953	12,688
Switzerland	2,563	1,541	4,104	2,254	1,251	3,505
Turkey in Europe	12,857	1,271	14,128	13,448	1,033	14,481
United Kingdom—England	23,929	19,434	43,363	21,043	19,365	40,408
Ireland	13,619	14,257	27,876	13,046	12,833	25,879
Scotland	7,422	6,798	14,220	7,519	7,059	14,578
Wales	1,667	1,078	2,745	1,394	768	2,162
Europe, not specified	298	73	371	183	60	243
Total Europe	711,320	344,535	1,055,855	451,091	267,784	718,875
China	1,732	373	2,105	1,495	270	1,765
Japan	3,126	5,155	8,281	2,107	4,007	6,114
India	3,149	30	179	148	27	175
Turkey in Asia	18,755	5,200	23,955	9,967	2,821	12,788
Other Asia	696	142	838	475	132	607
Total Asia	24,458	10,900	35,358	14,192	7,257	21,449
Africa	995	414	1,409	707	302	1,009
Australia, Tasmania, New Zealand	824	405	1,229	570	224	794
Pacific islands, not specified	83	28	111	93	11	104
British North America	51,304	22,498	73,802	36,107	19,883	55,990
Central America	1,113	360	1,473	947	295	1,242
Mexico	7,066	4,860	11,926	16,080	7,158	23,238
South America	3,224	1,024	4,248	2,230	759	2,989
West Indies	7,738	4,720	12,458	7,905	4,562	12,467
Other countries	19	4	23	9	6	15
Grand total	808,144	389,748	1,197,892	529,931	308,241	838,172

IMMIGRATION BY MONTHS.

Fiscal year ended June 30, 1913.

July	78,101	February	59,156
August	82,377	March	96,953
September	105,611	April	136,371
October	108,800	May	137,262
November	94,733	June	176,261
December	78,315		
January	46,441	Total	1,197,892

DEPORTATION OF ALIENS.

The following table shows the deportation of aliens from the United States after entry by fiscal years:

1838	577	1898	199	1903	547	1908	2,069
1894	417	1899	263	1904	779	1909	2,124
1895	177	1900	356	1905	845	1910	2,695
1896	236	1901	363	1906	675	1911	2,788
1897	263	1902	465	1907	995	1912	2,450

IMMIGRATION LAW OF THE UNITED STATES.

The immigration law provides for a poll tax of \$4 for every alien entering the United States. This tax is not levied upon aliens who shall enter the United States after an uninterrupted residence of at least one year immediately preceding such entrance in Canada, Newfoundland, Cuba or Mexico, nor upon aliens in transit through the United States, nor upon aliens arriving in Guam, Porto Rico or Hawaii.

Whenever the president shall be satisfied that passports issued by any foreign government to its citizens to go to any country other than the United States or to any insular possession of the United States or to the canal zone are being used for the purpose of enabling the holders to come to the continental territory of the United States to the detriment of labor conditions therein, the president may refuse to permit such citi-

IMMIGRATION SINCE 1873.

Years ended June 30.

1874	313,339	1884	518,592	1894	285,631	1904	815,361
1875	227,498	1885	395,346	1895	258,536	1905	1,026,499
1876	169,986	1886	334,203	1896	343,267	1906	1,100,735
1877	141,857	1887	490,109	1897	230,832	1907	1,285,349
1878	138,469	1888	546,889	1898	229,299	1908	782,870
1879	177,826	1889	444,427	1899	311,715	1909	751,786
1880	457,257	1890	455,302	1900	448,572	1910	1,041,570
1881	669,431	1891	560,319	1901	487,918	1911	878,587
1882	788,392	1892	623,084	1902	648,743	1912	833,172
1883	603,322	1893	502,917	1903	587,046	1913	1,197,892

The total recorded immigration into the United States since the organization of the government is 30,808,944 persons.

zens of the country issuing such passports to enter the continental territory of the United States from such other country or from such insular possessions or from the canal zone.

The following classes are excluded from admission into the United States: All idiots, imbeciles, feeble-minded persons, epileptics, insane persons and persons who have been insane within five years; persons who have had two or more attacks of insanity at any time previously; paupers; persons likely to become a public charge; professional beggars; persons afflicted with tuberculosis or with a loathsome or dangerous contagious disease; persons who have committed a felony or other crime involving moral turpitude; polygamists or persons who believe in the practice of polygamy; anarchists or persons who believe in or advocate the overthrow by force or violence of

the government of the United States, or of all governments, or of all forms of law, or the assassination of public officials; prostitutes, or women and girls coming into the United States for any immoral purpose; contract laborers who have been induced to migrate to this country by offers of employment or in consequence of agreements of any kind, verbal or written, express or implied, to perform labor in this country of any kind, skilled or unskilled; any person whose ticket or passage is paid for with the money of another, or who is assisted by others to come, unless it is satisfactorily shown that such person does not belong to one of the foregoing excluded classes and that said ticket or passage was not paid for by any corporation, society, municipality or foreign government, directly or indirectly; all children under 16 years of age unaccompanied by one or both of their parents, at the discretion of the secretary of commerce and labor. Nothing in the act shall exclude, if otherwise admissible, persons convicted of an offense purely political, not involving moral turpitude. Skilled labor may be imported if labor of like kind unemployed cannot be found in this country. The provisions of the law applicable to contract labor shall not be held to exclude professional actors, artists, lecturers, singers, clergymen, professors for colleges or sem-

inaries, persons belonging to any recognized learned profession or persons employed strictly as personal or domestic servants.

It is unlawful to assist or encourage the importation or migration of any alien by promise of employment through advertisements printed in any foreign country. This, however, does not apply to states or territories advertising the inducements they offer to immigration thereto.

All aliens brought to this country in violation of law shall be immediately sent back by the owners of the vessels bringing them. Any alien entering the United States in violation of law and such as become public charges from causes existing prior to their landing shall be deported at any time within three years after their arrival.

No person who disbelieves in or who is opposed to all organized government, or who is a member of or affiliated with any organization entertaining and teaching such belief in or opposition to all organized government, or who advocates or teaches the duty, necessity or propriety of the unlawful assaulting or killing of any officer or officers, either of specific individuals or of officers generally, of the government of the United States, or of any other organized government, because of his or their official character, shall be permitted to enter the United States.

PROGRESS OF THE CHINESE REPUBLIC.

The first national assembly of the Chinese republic began work April 8, 1913, but it soon developed that party feeling was stronger than patriotism, and but little real progress was made in the framing of a constitution or the enactment of laws. It was not until late in the year that so much of the fundamental law was passed as to permit the election of a president and vice-president. This occurred Oct. 6, when Yuan Shih-kai, the provisional executive, was elected by the assembly to serve as the first regular president of the republic for a term of five years. Oct. 7 Gen. Li Yuen Heng was chosen vice-president, also for a term of five years.

In April the government secured a loan of \$125,000,000 from Great Britain, France, Germany, Russia and Japan. The United States group of bankers withdrew from participation in the transaction. Possession of ample funds enabled Yuan Shih-kai to strengthen the army, and when a revolution broke out in the southern provinces in July he had little difficulty in crushing it. He was accused of autocratic methods in administering the affairs of the republic. His plans were bitterly opposed by the members of the Kuomintang or democratic party in and out of the national assembly, until finally he took the drastic action of causing the arrest of 300 assemblymen and ordering the dissolution of the party. The progress of events in the Chinese republic in 1913 may be gathered from the following chronological summary:

January and February—Members of assembly elected; Chinese in America represented by two senators.

Feb. 21—Lung Yu, former empress, dies.

March 19—American group of bankers withdraw from Chinese loan, President Wilson refusing to back them.

April 8—First national assembly of republic opens.

April 27—Contract for five-nation \$125,000,000 loan signed in Peking.

May 2—Chinese republic formally recognized by the United States.

May 14—Kuomintang, or democratic party, opposed to quintuple loan.

May 22—Signs of unrest in southern provinces appear.

July 3—Many members of house of representatives censure government and demand cabinet's resignation.

July 14—Rebellion breaks out in Kiangsi and other southern provinces.

July 23—Sun Yat Sen, first provisional president, backs the rebellion.

July 24—Rebels repulsed in Shanghai.

July 30—Rebel flag hauled down in Nanking.

Aug. 6—Dr. Sun Yat Sen flees from China to Japan.

Aug. 13—Rebels surrender Woosung forts near Canton.

Sept. 1—Government forces drive rebels from Nanking; several Japanese killed.

Sept. 9—Chinese cabinet reorganized.

Sept. 11—Japan demands apology for insult to Japanese flag and the killing of Japanese in Nanking by government troops.

Sept. 28—China apologizes to Japan.

Oct. 2—National assembly decides that presidential and vice-presidential terms shall be five years, with only one re-election.

Oct. 6—Yuan Shih-kai elected president at joint session of upper and lower houses of national assembly.

Oct. 7—Li Yuen Heng elected vice-president.

Oct. 10—President Yuan Shih-kai inaugurated.

Nov. 5—Three hundred assemblymen, members of the Kuomintang party, expelled by President Yuan Shih-kai; dissolution of party ordered.

Nov. 10—China borrows \$30,000,000 from Chinese-French bank.

Nov. 13—Session of assembly suspended.

PROHIBITION STATES.

Arkansas (Jan. 1, 1914).
Georgia.
Kansas.
Maine.
Mississippi.
North Carolina.

North Dakota.
South Carolina.
Tennessee.
West Virginia (July 1, 1914).

Anti-Saloon League of America—President, Bishop Luther B. Wilson, New York, N. Y.; secretary, S. E. Nicholson, Richmond, Ind.; treasurer, Foster Copeland, Columbus, O.; superintendent, Rev. Dr. Purley A. Baker, Westerville, C.

BANK CLEARINGS IN THE UNITED STATES.

Year.	Clearings.	Year.	Clearings.	Year.	Clearings.	Year.	Clearings.
1903.....	\$113,963,298,913	1906.....	157,681,259,999	1909.....	158,877,192,100	1911.....	159,373,450,000
1904.....	102,356,435,047	1907.....	154,476,830,537	1910.....	168,986,664,000	1912.....	168,506,362,000
1905.....	140,501,841,957	1908.....	126,238,694,393				

WEATHER FORECASTS AND SIGNALS.

The operations of the weather bureau of the department of agriculture are based on observations of the weather taken at about 200 observatories throughout the United States at the same moment of time and telegraphed daily to Washington, D. C., and to other important cities. These observations, comprising barometric pressure, temperature, precipitation, winds and clouds, are entered

in the United States to whom the weather forecasts are available is more than 4,000,000.

When No. 4 is placed above No. 1, 2 or 3 it indicates warmer; when below, colder; when not displayed, the temperature is expected to remain about stationary. During the late spring and early fall the cold-wave flag is used to indicate anticipated frosts.

No. 1.
White flag.

Clear or fair weather.

No. 2.
Blue flag.

Rain or snow.

No. 3
White and blue flag.

Local rain or snow.

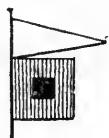
No. 4.
Black triangular flag.

Temperature.

No. 5.
White flag with black square in center.

Cold wave.

WEATHER FLAGS.

Small craft. Northwest winds. Southwest winds. Northeast winds. Southeast winds. "Hurricane" signal.
STORM-WARNING FLAGS.

upon outline charts of the United States by means of symbols, forming the "daily weather map," from which the forecasts are made. These forecasts are issued every day for every state in the union, and whenever necessary special warnings are sent out of storms, frosts, cold waves, heavy snows and floods. In addition to the main office in Washington, there are subordinate forecast centers in Chicago, New Orleans, Denver, San Francisco and Portland, Ore. Weather forecasts for a week in advance are now sent out from Washington and published each Monday.

The forecasts are first telegraphed to about 2,300 principal distributing points, whence they are further disseminated by telegraph, telephone and through the mail by means of forecast cards, rural free delivery slips and newspapers.

It is estimated that the total number of persons

Small craft warning—A red pennant indicates that moderately strong winds are expected.

Storm warnings—A red flag with a black center indicates that a storm of marked violence is expected. The pennants displayed with the flags indicate the direction of the wind: Red, easterly; white, westerly (from southwest to north). The pennant above the flag indicates that the wind is expected to blow from the northerly quadrants; below, from southerly quadrants.

By night a red light indicates easterly winds and a white light above a red light westerly winds.

Two red flags, with black centers, displayed one above the other, indicate the expected approach of tropical hurricanes, and also of those extremely severe and dangerous storms which occasionally move across the lakes and northern Atlantic coast. Hurricane warnings are not displayed at night.

DESTRUCTIVE TORNADOES IN CENTRAL WEST AND SOUTH.

OMAHA SWEPT BY FATAL GALE.

Omaha and many other places in Nebraska, Iowa, Illinois, Indiana and Wisconsin were visited by a series of tornadoes or violent gales of wind accompanied by heavy rains Sunday afternoon and evening, March 23, and early Monday morning, March 24, 1913. Approximately 225 persons were killed and 800 injured. The exact number could not be ascertained owing to the wide extent of the storm and the havoc wrought in remote rural communities. The greatest disaster occurred in Omaha, Neb., where 140 persons were killed and 402 injured. Many were also killed or hurt in Yutaw and Berlin, Neb.; Council Bluffs, Glenwood, Bartlett, Weston and Neola, Iowa, and Terre Haute and Lafayette, Ind.

Sunday morning a general storm area of low barometer was central over Colorado and conditions were so threatening that the United States weather bureau deemed it necessary to cause warnings to be sent out of shifting gales Sunday afternoon and night over the plains states and the upper Mississippi valley. In the vicinity of Omaha the day was one of fitful sunshine and winds. About 5 o'clock in the afternoon there was a violent downpour of rain and then it began to grow darker and darker until just before 6 o'clock, when the storm

broke in earnest. It came upon Omaha from the southwest and cut a pathway twenty-four blocks long and from three to seven blocks wide through the residence part of the city. From 54th and Center streets it traveled north and east to Leavenworth street and then it took a northeasterly course to 40th and Farnam streets. Still traveling a little east of north, it covered a course from 40th street east to 34th street, a distance of six blocks. Striking Bemis park, the storm turned sharply to the east and passed along Parker and Blondo streets to 24th street, where its path was six blocks wide. Finally at 14th and Spencer streets it swept over the bluffs along the Missouri river and after demolishing a number of buildings on the outskirts of the city disappeared to the northeast.

The Commercial Club of Omaha, after a careful investigation of the situation, announced that the number of houses destroyed or made uninhabitable was 642 and that 1,027 houses had been partly destroyed. The people made homeless numbered 2,179, while those made entirely destitute were 263. Most of the latter were cared for at the homes of friends and comparatively few made use of the public kitchen established at the Auditorium. Eleven churches and eight schools were wrecked.

Various estimates of the total loss on property in

Omaha were made, but the figure generally agreed upon as approximately correct was \$5,000,000.

Scenes similar to those in Omaha, but on a smaller scale, were witnessed in Council Bluffs, Iowa, on the other side of the Missouri river. The dead there numbered twelve and the injured thirteen. Yutan, Neb., west of Omaha and near the Platte river, reported sixteen killed and twenty injured. The village of Berlin, Neb., fifty miles south of Omaha, had ten killed and seventeen injured. Neola, Iowa, twenty-one miles northeast of Council Bluffs, suffered severely, as did Glenwood, Bartlett and Weston in the same state.

TORNADO AT TERRE HAUTE, IND.

The storm center, which was over Colorado Sunday morning, crossed Nebraska and Iowa Sunday afternoon and evening and passed over into Illinois, Indiana and Wisconsin, where most of the damage was done after midnight Monday morning. It developed into tornadoes at several points, the most destructive sweeping over Terre Haute and vicinity in Indiana. Here twenty-one persons were killed, 275 homes wrecked and property valued at about \$1,000,000 destroyed. Hundreds of persons were cared for at charitable institutions and citizens and the wrecked district was patrolled by a company of the 1st Indiana national guard, which had been ordered out by Gov. Ralston.

GALE IN CHICAGO.

In Chicago six persons were killed and some fifty more or less seriously injured. The gale, accompanied by thunder and lightning, rain and sleet

struck the city shortly after midnight Monday morning. It traveled at the rate of fifty-six miles an hour, uprooting trees, tearing down telegraph and telephone lines, toppling over chimneys and wrecking houses. Most of the damage was done in the northwestern part of the city and suburbs in that direction.

Heavy rains, gales and floods caused serious losses in Milwaukee, Racine, Fond du Lac and other places in Wisconsin early Monday morning. A great number of towns and farming communities in that state as well as in Illinois reported heavy damage to buildings, stock and other property.

SUMMARY OF STORM CASUALTIES.

	Dead, Injured.	
Omaha, Neb.....	140	402
Terre Haute, Ind.....	21	250
Chicago, Ill.....	6	40
Yutan, Neb.....	16	20
Berlin, Neb.....	7	17
Council Bluffs, Iowa.....	12	13
Bartlett, Iowa.....	3	10
Weston, Iowa.....	2	2
Neola, Iowa.....	2	2
Danville Crossing, Iowa.....	1	..
Glenwood, Iowa.....	5	2
Lafayette, Ind.....	2	..
Walton, Ill.....	1	3
Sterling, Ill.....	1	..
Erie, Ill.....	1	..
Traverse City, Mich.....	1	..
Total	221	761

STORM IN SOUTHERN STATES.

Scores of people were killed and millions of dollars' worth of property was destroyed by a widespread storm of wind and rain which passed over some of the central southern states Thursday afternoon and night, March 13, 1913. The greatest havoc was wrought in Georgia, Tennessee, Alabama and Louisiana. Among the towns and cities reporting losses of life were the following:

Tucker, Ga.....	9
Eaglesville, Ga.....	4
Clarkston, Ga.....	3
Rosedale, Ga.....	14
Columbus, Ga.....	2
South Berlin, Tenn.....	3
Near Provincial, La.....	2

Louisville, Ky.....	2
Near Huntsville, Ala.....	5
Near Middleton, Tenn.....	14
Calera, Ala.....	3
Hokes Bluff, Ala.....	2
Gaylesville, Ala.....	2
Duke, Ala.....	2

The total number of deaths caused by the storm could not be definitely ascertained but careful estimates placed it at about 100. The weather both in the south and the north before the gale had been warm and springlike. In the northwestern states the mild weather was succeeded by blizzards, March 14 and 15, which stopped traffic on the railroads and did much damage to property.

HEAVY GALES ON GREAT LAKES.

Sunday and Monday, Nov. 9 and 10, 1913, a storm of unusual violence raged on all of the great lakes, causing the loss of many lives and much damage to property. More than a dozen vessels were wrecked and a score driven ashore but released afterward. The number of casualties so far as could be ascertained exceeded 200. Among the vessels reported wrecked were the steamers Charles S. Price, J. P. Hutchinson, John McGeane, Regina, Wexford, James Carruthers, Northern Queen, Lea-

field, F. G. Hartwell, Lafayette, M. H. Hanna, Jr., William Nottingham, Matoa, L. C. Waldo and Turret Chief. The loss on vessel property was estimated at nearly \$3,000,000.

The gale did much damage to shore park property in Chicago, the loss there amounting to \$600,000. In Cleveland, O., the gale was accompanied by a heavy fall of snow, which almost paralyzed traffic for three days and caused damages estimated at \$5,000,000.

PERRY CENTENNIAL CELEBRATIONS.

The centennial anniversary of the victory of Commodore Oliver Hazard Perry at the battle of Lake Erie Sept. 10, 1813, was observed by a series of celebrations beginning at Put-in-Bay, O., July 4, 1913, and ending at the same place Sept. 10 and 11. The other celebrations occurred at Erie, Pa., Fairport, O., Lorain, O., Monroe, Mich., Toledo, O.,

Detroit, Mich., Green Bay, Wis., Milwaukee, Wis., Chicago, Ill., Buffalo, N. Y., and Sandusky, O. Commodore Perry's restored flagship, Niagara, made a cruise of the great lakes and was exhibited at the cities named. The corner stone of the Perry victory monument was laid at Put-in-Bay, O., July 4.

FIRST ELECTIONS UNDER 17TH AMENDMENT.

Augustus O. Bacon (dem.) was elected to the United States senate by the direct vote of the people July 15, 1913. It was the first election held under the new amendment to the constitution of the United States providing that voters shall cast

direct ballots for members of the national senate. The second senatorial election by the new method was in Maryland, where Blair Lee (dem.) was chosen Nov. 4, 1913, to fill the unexpired term of Senator Isidor Rayner, deceased.

CLIMATOLOGY OF THE UNITED STATES.

The following table of average rainfall, highest and lowest temperatures, based upon observations of forty-two or fewer years at selected stations in the several states and territories of the United States, was compiled from the records of the weather bureau for The Chicago Daily News Almanac by the United States weather bureau, Washington, D. C.:

State. Stations.	Barometer No. above sea of level (ft.)	Max.	Year.	Min.	Year.	Average precipitation.
Alabama—Mobile	84	42	102	1901	-1	1899 62.0.
Arizona—Yuma	240	40	120	1910	-5	1889 51.2.
Arkansas—Little Rock.	398	33	106	1901	22	1911 3.1.
California—S. Francisco	207	42	101	1904	29	1888 22.3.
San Diego	5	27	41	101	1883	32 1894 10.0.
Colorado—Denver	4,685	24	104	1902	-27	1899 14.0.
Pueblo	120	40	100	1881	-14	1899 47.2.
Connecticut—New Haven	111	41	104	1881	-15	1899 43.5.
Dist. Col.—Washington	74	31	104	1881	10	1899 53.2.
Florida—Jacksonville ..	11	41	104	1879	10	1886 38.7.
Key West	14	42	100	1886	4	1899 49.4.
Georgia—Atlanta	1,218	44	100	1887	-8	1899 49.4.
Savannah	154	42	105	1879	8	1899 50.3.
Idaho—Boise	2,770	28	111	1898	-28	1888 12.7.
Lewiston	756	20	108	1905	-18	1884 33.5.
Pocatello	4,483	14	102	1901	-20	1905 12.9.
Illinois—Cairo	356	41	106	1901	-16	1884 41.7.
Chicago	816	42	103	1901	-23	1872 33.3.
Springfield	614	33	107	1901	-24	1905 37.0.
Indiana—Indianapolis ..	822	39	106	1901	-25	1884 41.5.
Iowa—Des Moines	861	34	109	1901	-30	1884 32.4.
Kansas—Dodge City	2,533	38	108	1876	-26	1899 20.8.
Kentucky—Louisville ..	654	40	107	1901	-20	1884 44.3.
Louisiana—New Orleans	51	42	102	1901	-7	1899 57.4.
Shreveport	238	40	110	1909	-5	1899 45.3.
Maine—Eastport	76	40	93	1901	-21	1884 43.7.
Portland	103	41	103	1911	-17	1872 42.5.
Maryland—Baltimore ..	78	40	104	1898	-7	1899 43.2.
Massachusetts—Boston.	125	42	104	1911	-13	1882 43.4.
Michigan—Alpena	616	40	101	1911	-27	1882 33.2.
Detroit	782	42	101	1887	-24	1872 32.2.
Marquette	709	38	108	1901	-27	1875 32.6.
Minnesota—St. Paul	940	40	104	1901	-41	1888 28.7.

State. Stations.	Barometer No. above sea of level (ft.)	Max.	Year.	Min.	Year.	Average precipitation.
Moorhead	913	32	102	1894	-48	1887 24.9.
Mississippi—Vicksburg.	247	40	101	1881	-	1889 53.7.
Missouri—St. Louis	633	42	107	1901	-22	1884 37.2.
Montana—Helena	4,121	33	103	1886	-42	1893 12.8.
Hayre	2,492	32	108	1900	-55	1887 13.7.
Nebraska—North Platte.	2,809	38	107	1877	-35	1899 18.9.
Omaha	1,105	40	107	1911	-32	1884 30.7.
Nevada—Winnemucca	4,291	34	104	1877	-28	1888 8.4.
N.Jersey—Atlantic City	16	37	99	1880	-7	1899 40.8.
New York—Albany	97	39	104	1911	-24	1904 34.3.
Rochester	523	41	101	1911	-14	1904 34.3.
New Mexico—Santa Fe.	7,018	39	97	1878	-15	1883 14.5.
N. Carolina—Charlotte.	773	34	103	1887	-5	1899 49.0.
Wilmington	78	42	103	1887	-5	1899 51.0.
N. Dakota—Bismarck	1,674	38	107	1910	-44	1887 17.6.
Fort Buford, Williston.	1,896	40	107	1883	-49	1888 15.1.
Ohio—Cincinnati	628	42	105	1901	-17	1899 38.3.
Cleveland	762	41	99	1881	-17	1873 35.0.
Oklahoma—Oklahoma City.	1,262	21	108	1909	-17	1899 31.7.
Oregon—Portland	58	40	102	1891	-2	1888 45.1.
Roseburg	510	35	106	1905	-6	1888 34.4.
Pennsylvania—Philadel-	117	42	103	1901	-6	1899 41.2.
phia	1,070	40	103	1881	-20	1899 36.4.
Pittsburgh	43	32	92	1911	-4	1896 44.4.
Rhode Isl'd—Block Isl'd	48	40	104	1879	-7	1899 52.7.
S. Carolina—Charleston.	48	40	104	1879	-7	1899 52.7.
N. Dakota—Rapid City.	3,234	27	106	1900	-34	1899 15.1.
Yankton	1,231	38	107	1890	-36	1912 25.4.
Tennessee—Knoxville ..	1,007	42	100	1887	-16	1884 49.3.
Memphis	1,375	27	110	1886	-9	1899 50.4.
Texas—Abilene	69	41	98	1901	-8	1899 47.7.
Galveston	69	41	98	1901	-8	1899 47.7.
Utah—Salt Lake City.	4,408	39	102	1889	-20	1883 16.0.
Vermont—Northfield ..	848	26	98	1911	-35	1908 33.8.
Virginia—Norfolk	149	42	102	1887	-2	1895 49.5.
Washington—Spokane ..	1,955	32	104	1898	-30	1888 18.8.
West Virginia—Parkers-	638	24	102	1911	-27	1899 40.2.
burg	681	42	100	1901	-25	1875 31.4.
Wisconsin—Milwaukee ..	6,088	40	100	1881	-38	1875 13.6.
Wyoming—Cheyenne	5,100	32	104	1898	-30	1888 18.8.

*Corrected to Dec. 31, 1912, inclusive. †Precipitation normals adopted in 1907.

NOTABLE GIFTS AND BEQUESTS IN 1913.

- Altman, Benjamin, New York, N. Y., by will to Metropolitan Museum of Art, art collection valued at \$5,000,000 to \$15,000,000; to National Academy of Design, \$100,000.
- Anderson, Mrs. Elizabeth M., New York, N. Y., to New York Association for Improving the Condition of the Poor, \$650,000.
- Borden, William W., Chicago, Ill., by will to churches and missions, \$900,000.
- Butterfield, Mrs. Julia L., New York, N. Y., to Young Men's Christian association, \$2,000,000.
- Carnegie, Andrew, New York, N. Y., to Carnegie Foundation for Endowment of a "division of educational inquiry and study," \$1,250,000; to Carnegie technical schools, Pittsburgh, \$1,000,000; to Vanderbilt university medical department, \$1,000,000.
- Culver, Mrs. Mary E., St. Louis, Mo., to Christian university, Canton, Mo., \$160,000.
- Doremus, Robert P., New York, N. Y., by will to Washington and Lee university, Lexington, Va., \$1,000,000.
- Drummond, Edward A., Chicago, Ill., by will to Bowdoin college, \$85,000.
- Harris, Norman W., Chicago, Ill., to Northwestern university, \$250,000.
- Higginson, Henry L., Boston, Mass., by will to Boston Symphony orchestra, \$1,000,000.
- Hill, Martha S., Chicago, Ill., by will to charitable and philanthropic institutions, \$75,000.
- Hooper, Mrs. George W., San Francisco, Cal., to University of California, \$1,000,000 for medical research.
- Milliken, Mrs. Anna B., Decatur, Ill., by will to educational and charitable projects, \$1,000,000.
- Morgan, J. Pierpont, New York, N. Y., by will to St. George's Episcopal church, \$500,000; to arch-

- deaconry of Orange, \$100,000; to House of Rest for Consumptives, \$100,000.
- Morris, Edward, Chicago, Ill., by will to charities, \$315,000.
- McKnight, Mrs. Mary D., Galesburg, Ill., by will, \$435,000 to churches and charity.
- McPherson, Mrs. Ella J., Jersey City, N. J., by will to Yale university, \$218,000.
- Noyes, LaVerne W., Chicago, Ill., to University of Chicago, \$300,000.
- Payne, Oliver H., New York, N. Y., \$4,350,000 to Cornell university medical school in New York city.
- Pell, Mrs. Mary B., New York, N. Y., by will to Rutgers college, \$1,000,000; to Columbia university, \$1,000,000; to Reformed Church in America, \$1,000,000.
- Rockefeller, John D., New York, N. Y., to American Baptist Home Mission society, \$100,000; to Johns Hopkins Medical school, \$1,500,000; to Barnard college, \$200,000; to Wellesley college, \$200,000; to Ripon (Wis.) college, \$50,000.
- Rosenwald, Julius, Chicago, Ill., to Hebrew Union college, \$25,000; to colored Y. M. C. A. in Cincinnati, O., \$25,000; to Hebrew institute, Chicago, \$50,000.
- Rutherford, Henry, Grand Isle, Vt., by will to Rockefeller Institute for Medical Research, \$200,000.
- Schiff, Jacob, New York, N. Y., to Hebrew Union college, \$30,000.
- Selz, Morris, Chicago, Ill., by will to charity, \$150,000.
- Taylor, Charles L., Pittsburgh, Pa., to Lehigh university for gymnasium, \$200,000.
- Thompson, Ferris S., New York, N. Y., by will to Princeton university, \$2,000,000; to Mercy hospital, Chicago, \$300,000; to Salvation army, \$100,000.

WINNERS OF THE NOBEL PRIZES.

PHYSICS.

- 1901—William Conrad Roentgen, professor of physics at the University of Munich.
 1902—Divided equally between Henrik Anton Lorentz, professor of physics at the University of Leyden, and Peter Zeeman, professor of physics at the University of Amsterdam.
 1903—Half to Antoine Henri Becquerel, professor of physics at the Ecole Polytechnique and at the Museum d'Histoire Naturelle, Paris, France, member Institut Francaise, and half to Pierre Curie, professor of physics at the University of Paris (Sorbonne) and teacher in physics at the Paris Municipal School of Industrial Physics and Chemistry, and his wife, Marie Sklodowska Curie, preceptress at the Higher Normal School for Young Girls at Sevres.
 1904—Lord Rayleigh, professor of natural philosophy, Royal Institution of Great Britain, London.
 1905—Philippe Lenard, professor of physics at the Physical Institute of Kiel.
 1906—J. J. Thomson, professor of experimental physics at the University of Cambridge.
 1907—Albert A. Michelson, professor of physics at the University of Chicago.
 1908—Prof. Gabriel Lippman of the University of Paris.
 1909—G. Marconi, Italy, and Prof. Ferdinand Braun of Strassburg.
 1910—Johannes Diderik van der Waals, professor of experimental physics in the University of Amsterdam, Holland.
 1911—Prof. Wilhelm Wien, University of Wuerzburg.
 1912—Gustaf Dalen, Swedish engineer.
 1913—Prof. H. Kamerlingh Onnes, University of Leyden.

MEDICINE.

- 1901—Emil Adolf von Behring, professor of hygiene and medical history at the University of Marburg, Prussia.
 1902—Donald Ross, professor of tropical medicine at the University college of Liverpool.
 1903—Niels Ryberg Finsen, professor of medicine, Copenhagen, Denmark.
 1904—Ivan Petrovic Pawlow, professor of physiology in the Military Academy of Medicine, St. Petersburg.
 1905—Robert Koch, member of the Royal Academy of Science, Berlin.
 1906—Profs. Ramon y Cajal and Camillo Golgi of the Pavia university, Italy.
 1907—Charles L. A. Laveran of the Pasteur institute in Paris.
 1908—Dr. Paul Ehrlich of Berlin and Prof. Elie Metchnikoff of the Pasteur institute, Paris.
 1909—Prof. E. T. Kocher, Switzerland.
 1910—Dr. Albrecht Kossel, professor of physiology, Heidelberg university, Germany.
 1911—Allvar Gullstrand, professor of diseases of the eye, Upsala university, Sweden.
 1912—Dr. Alexis Carrel of the Rockefeller Institute for Medical Research, New York, N. Y.
 1913—Prof. Charles Richet, University of Paris.

CHEMISTRY.

- 1901—Jakob Hendrik van't Hoff, professor of chemistry in the University of Berlin.
 1902—Emil Fischer, professor of chemistry in the University of Berlin.
 1903—Svante August Arrhenius, professor at the University of Stockholm.
 1904—Sir William Ramsay, professor of chemistry in the University college, London.

- 1905—Adolf von Baeyer, professor of chemistry at Munich.
 1906—H. Moissan, professor of chemistry at the Sorbonne, Paris.
 1907—Eduard Buchner, professor of chemistry in the agricultural high school of Berlin.
 1908—Prof. Ernest Rutherford of the University of Manchester, England.
 1909—Prof. W. Ostwald of Leipzig.
 1910—Otto Wallach, professor of chemistry in the University of Göttingen.
 1911—Mme. Marie S. Curie, professor of sciences, University of Paris.
 1912—Prof. Grignard, Nancy university, and Prof. Paul Sabatier, Toulouse university.
 1913—Prof. Alfred Werner, University of Zurich.

LITERATURE.

- 1901—Rene Francois Armand Sully-Prudhomme, member of the French academy.
 1902—Theodor Mommsen, a professor of history at the University of Berlin.
 1903—Bjornstjerne Bjornson, author, Norway.
 1904—Half to Frederic Mistral of France and half to Jose Echegaray of Spain.
 1905—Henryk Sienkiewicz, author of "Quo Vadis?"
 1906—Prof. Giosue Carducci of Bologna, Italy.
 1907—Rudyard Kipling of England.
 1908—Prof. Rudolf Eucken, University of Java.
 1909—Selma Lagerlof, Sweden.
 1910—Paul Johann Ludwig Heyse, Germany.
 1911—Maurice Maeterlinck, Belgium.
 1912—Gerhart Hauptmann, German author and dramatist.
 1913—Rabindranath Tagore, Hindu poet.

PEACE.

- 1901—Divided equally between Henri Dunant, founder of the International Red Cross Society of Geneva, and Frederic Passay, founder of the first French peace association, the "Societe Francaise pour l'Arbitrage Entre Nations."
 1902—Divided equally between Elie Ducommun, secretary of the international peace bureau at Bern, and Albert Gobat, chief of the interparliamentary peace bureau at Bern.
 1903—William Randal Cremer, M. P., secretary of the International Arbitration league, London.
 1904—The Institute of International Right, a scientific association founded in 1873 in Ghent, Belgium.
 1905—Baroness Bertha von Suttner for her literary work written in the interest of the world's peace movement.
 1906—Theodore Roosevelt, president of the United States, for the part he took in bringing the Russo-Japanese war to an end. Money set apart by the president for the establishment of a permanent industrial peace commission.
 1907—Divided equally between Ernesto T. Moneta, president of the Lombardy Peace union, and Louis Renault, professor of international law at the University of Paris.
 1908—K. P. Arnlundsen of Sweden and M. F. Bajer of Denmark.
 1909—Baron d'Estournelles de Constant, Paris, and M. Beernaert, Holland.
 1910—International Permanent Peace Bureau, Bern.
 1911—Prof. T. C. M. Asser, Holland, and Alfred Fried, Austria.
 1912—Elihu Root of New York.
 1913—Henri La Fontaine of Belgium.

The prizes are awarded on the 10th of December of each year. They amount to about \$38,000 each.

LYNCHINGS IN THE UNITED STATES.

1894.....	190	1899.....	107	1904.....	90	1909.....	36
1895.....	171	1900.....	116	1905.....	64	1910.....	45
1896.....	131	1901.....	135	1906.....	68	1911.....	39
1897.....	166	1902.....	96	1907.....	33	1912.....	33
1898.....	127	1903.....	106	1908.....	68	1913.....	23

CLINICAL CONGRESS OF SURGEONS.

President—Dr. John B. Murphy, Chicago, Ill.
 Vice-President—Dr. George E. Armstrong, Montreal, Que.

Secretary—Dr. Franklin H. Martin, Chicago, Ill.
 Treasurer—Allen B. Kanavel, Chicago, Ill.

EVENTS OF THE YEAR 1913.

FIRE LOSSES AND CASUALTIES.

Aikens, S. C., Feb. 2—Park-in-the-Pines hotel burned; loss, \$250,000.

Akron, O., Aug. 17—Loewenthal Rubber company plant burned; loss, \$250,000.

Bangor, Pa., July 31—S. Flory Manufacturing company's plant burned; loss, \$1,000,000.

Battle Creek, Mich., Jan. 16—Eldred block and other buildings burned; loss, \$250,000.

Bay Point, Cal., Aug. 27—C. A. Smith lumber yards burned; loss, \$1,000,000.

Binghamton, N. Y., July 22—Sixty-five women employees burned to death in factory.

Buffalo, N. Y., May 15—Erie grain elevator; loss, \$1,000,000.

Buffalo, N. Y., Sept. 13—Milling company's plant burned; loss, \$200,000.

Calgary, Alberta, Jan. 12—P. Burns & Co.'s packing plant burned; loss, \$2,000,000.

Calgary, Alberta, April 13—Morning Albertan office burned; loss, \$300,000.

Chicago, Ill., Jan. 3—Klmball building burned; loss, \$250,000.

Chicago, Jan. 21—One killed and six injured in fire at 2010 West Kinzie street.

Chicago, Jan. 30—Iowa hotel, 330 North Clark street, burned; four lives lost—many injured.

Chicago, Feb. 11—Ingraham and Kail apartments burned; seven firemen injured; loss, \$300,000.

Chicago, Feb. 13—Brunswick-Balke-Collender building, 324-28 South Wabash avenue, burned; loss, \$300,000.

Chicago, Feb. 26—Building at 215-223 West Congress street burned; loss, \$100,000.

Chicago, March 9—Grain elevator at East 121st street and South Park avenue burned; loss, \$125,000.

Chicago, March 18—Manufacturing plants at 428 West Ohio street burned; loss, \$250,000.

Chicago, April 7—Fire in Armour & Co.'s plant at the stock yards causes loss of \$500,000; four firemen hurt.

Chicago, May 2—Building at 80-82 East South Water street burned; loss, \$100,000.

Chicago, May 9—Garage at 416 East 47th street burned; loss, \$175,000.

Chicago, May 11—Four buildings at Stewart avenue and West 63d street burned; loss, \$100,000.

Chicago, May 24—Fire at 409 South Green street causes loss of \$150,000.

Chicago, June 4—Tannery at Wade street and Elston avenue burned; loss, \$200,000.

Chicago, June 10—At 2231-51 South Western avenue; loss, \$175,000.

Chicago, July 24—Globe laundry burned; loss, \$100,000.

Chicago, Aug. 11—American Coconut Butter company's plant burned; loss, \$125,000.

Chicago, Sept. 2-3—Fire at 440 South State street causes loss of one life; many firemen hurt.

Chicago, Sept. 10—Railroad machine shops at South Chicago burned; loss, \$500,000.

Chicago, Sept. 27—Miller, Hall & Son's bedstead factory, 2535-2553 West Taylor street, burned; loss, \$250,000.

Cincinnati, O., Jan. 2—Carlisle building burned; loss, \$250,000.

Clifton, Ariz., April 7—Five persons killed and property loss of \$200,000 caused by fire.

Dubuque, Ia., April 8—Julien hotel and other buildings burned; loss, \$400,000.

Fast St. Louis, Oct. 19-20—Grain elevator and other buildings burned; loss, \$1,000,000.

Ebenezer, Pa., Feb. 9—Seven children burned to death in absence of parents from home.

Fort Worth, Tex., Feb. 15—Hotel Seibold burned; loss, \$150,000.

Gretna, Man., April 29—Business section burned; loss, \$600,000.

Hot Springs, Ark., Sept. 5—Fifty city blocks swept by fire; 2,500 made homeless; property loss, \$6,000,000.

Janesville, Wis., April 1—Business buildings burned; loss, \$300,000.

Jersey City, N. J., Aug. 20—Forty dwellings and factories burned; loss, \$800,000.

Malone, N. Y., April 17—DeWilson hotel burned; seven persons killed and fifteen injured.

Manchester, England, Sept. 3—Bonded warehouse burned; loss, \$1,250,000.

Michigan City, Ind., July 12—Haskell & Barker Car company's plant burned; loss, \$700,000.

Milwaukee, Wis., Oct. 26—Seven firemen killed and a score hurt in burning of Goodyear Rubber company building; property loss, \$500,000.

Monteville, N. J., Feb. 17—Columbia paint works burned; loss, \$750,000.

New York, N. Y., Feb. 2—Two women killed and a dozen other persons badly injured in a Houston street theater panic.

New York, N. Y., April 21—Shooters' island shipyard burned; loss, \$1,000,000.

Omaha, Neb., Feb. 23—Many persons lose their lives by burning of hotel.

Omaha, Neb., Aug. 17—Business buildings burned; loss, \$200,000.

Orangeburg, S. C., Jan. 9—Main building of Claflin university burned; loss, \$75,000.

Peotone, Ill., May 8—Business part of village burned; loss, \$200,000.

Pueblo, Col., April 11—Swift block burned; loss, \$300,000.

Quincy, Ill., Feb. 17—Dayton Tablet works burned; loss, \$500,000.

Richland, Iowa, Jan. 31—Family of five burned to death in farm house.

Sacramento, Cal., Feb. 2—Apartment house fire results in death of four persons and injury to eleven others.

St. Paul, Minn., Oct. 3—Union railroad station burned; loss, \$150,000.

Savannah, Ga., Feb. 2—Wharves and warehouses burned; loss, \$1,500,000.

Springfield, Ill., Oct. 12—Mendenhall and other buildings burned; loss, \$500,000.

Springfield, Mo., June 9—Business buildings burn; loss, \$500,000.

Tokyo, Japan, Feb. 19—Fire in Kanda district destroys 3,300 buildings and makes 15,000 persons homeless.

Vandalia, Ill., March 16—Ford Manufacturing plant burned; loss, \$150,000.

White Plains, N. Y., March 4—Eleven buildings in business section burned; loss, 700,000.

Winnipeg, Man., Feb. 11—Hotel Sutherland burned; loss, \$100,000.

Yokohama, Japan, March 6-7—Loss of \$7,500,000 caused by fire in business quarter.

MISCELLANEOUS CASUALTIES.

Boston, Mass., July 13—Eight men drowned by capsizing of sloop.

Buffalo, N. Y., July 24—Eighteen persons killed and sixty-two injured by explosion in Hested mill.

Cambridge, Mass., May 3—Six school children drowned by sinking of pleasure boat.

Carrollton, Mo., Aug. 16—Six persons killed when train strikes automobile.

Chicago, March 20—Five persons killed by escaping gas at 2635 North Lawndale avenue.

Chicago, June 19—Four persons lose lives in river when launch sinks.

Cincinnati, O., July 30—Seven persons burned to death and a score injured in motordrome accident.

Collinsville, Okla., May 12—Five men killed by a stroke of lightning.

Dublin, Ireland, Sept. 2—Forty persons killed by collapse of four houses.

Duluth, Minn., July 31—Six men killed and fourteen injured in train collision on ore dock.

Duluth, Minn., Aug. 13—Seven lives lost in launch accident.

East Freetown, Mass., Aug. 9—Six persons drowned by sinking of motor boat.

Greencastle, Ind., Nov. 1—Bleachers fall at football game; 100 persons hurt.

Hartford, Conn., Nov. 3—Seven persons killed by explosion in warehouse.

Ithaca, N. Y., May 17—Four Cornell students drowned by overturning of canoe in Cayuga lake.

Lawrence, Mass., June 30—Collapse of wooden bath-house walk causes death of twelve boys in Merrimac river.

Lemberg, Austria-Hungary, Oct. 1—Sixteen women killed in synagogue panic.

Long Beach, Cal., May 24—Thirty-six persons killed and 100 injured by collapse of a pier.

Los Angeles, Cal., July 13—Twelve persons killed and 200 injured by collision of interurban car at Vineyard station.

Mexico City, Mex., Aug. 19—Nearly 100 persons killed by dynamite explosion in Tacubaya.

Mount Morrison park, Colorado, May 30—Thirty persons injured by fall of tullyho over high embankment.

New Madrid, Mo., June 22—Nine men drowned by capsizing of boat.

New York, N. Y., Oct. 24—Five lives lost in fire at 206 Canal street.

Oakley Farm, Miss., July 22—Thirty-five negro convicts burned to death in cage.

Quebec, Can., Sept. 26—Eight children burned to death.

Racine, Wis., June 11—Five men killed and seven injured by boiler explosion on the barge E. M. Peck.

Riverside, Cal., April 23—Eleven men killed by dynamite explosion at cement plant.

Riverton, Ill., June 10—Four business men killed by automobile colliding with train.

St. John, Ind., Aug. 24—Family of five killed by train striking automobile.

St. Louis, Mo., June 15—Twenty-four persons injured in collision on Creve Cœur trolley line.

San Diego, Cal., May 23—Two men killed by explosion of cylinders on torpedo boat destroyer Stewart.

Swinemunde, Germany, Aug. 7—Seventeen persons drowned by capsizing of sailing boat.

Tompkinsville, N. Y., June 27—Five men killed by explosion of fuel oil on steamer Mohawk.

Vallejo, Cal., June 19—Eleven persons killed in collision on interurban line.

Wausau, Wis., May 11—Six lives lost by overturning of motor boat.

Windmill Point, Lake Erie, July 6—Five young men drowned by upsetting of canoe.

MARINE DISASTERS.

Agada, bark, foundered off mouth of Humber, England, Jan. 21—Twelve men drowned.

Alum Chive, British steamer, destroyed by dynamite explosion in Baltimore (Md.) harbor, March 7—Fifty lives lost.

Balmes, Spanish steamer, burned at sea Nov. 15—No lives lost.

Bridgeport, steam collier, wrecked in St. Lawrence river, about Nov. 9—Forty-two lives lost.

Burgmeister Hackman, oil steamer, burned with cargo at New York, N. Y., Aug. 29—Loss, \$200,000.

Calvados, British steamer, foundered in Sea of Marmora, March 1—200 lives lost.

Christiana, steamer, sunk in collision off Borkum, Germany, Feb. 14—Five lives lost.

Concordia, steamer, sunk in Mississippi river at Clayton, La., May 2—Thirteen lives lost.

Craven, U. S. torpedo boat, damaged by boiler explosion at sea—Two men killed and three injured.

El Dorado, steamer, lost in storm Jan. 2 or 3 on Atlantic coast—Thirty-nine lives lost.

Ferryboat sunk in Thepctca river, Russia, June 5—Fifty persons drowned.

Gardenia, British steamer, sunk in collision in North sea—Eighteen lives lost.

Henry Bosse, steamer, capsized in Mississippi river at Keokuk, Ia., Aug. 19—Seven lives lost.

Imperator, steamship, damaged by fire in hold while at Hoboken, N. J., Aug. 28—One life lost.

Iowa, steamer, sunk in collision in Chicago harbor, July 17—No lives lost.

James T. Staples, steamer, sunk in Tombigbee river, Alabama, Jan. 9—Eighteen persons killed; ten injured.

John A. McGeane, steamer, lost on Lake Erie, Nov. 9—Twenty-nine lives lost.

Julia Luckenbach, steamer, sunk in collision in Chesapeake bay, Jan. 3—Twenty-two lives lost.

Launch founders in River Rangoon, India, Jan. 28—Seventy lives lost.

Massena, French battle ship, Jan. 6—Eight men killed by explosion of steam pipe.

Mimi, German bark, wrecked on Oregon coast April 6—Eighteen men drowned.

Nebraska, battle ship, loses launch in hurricane at Newport News, Va., Sept. 3—Eight lives lost.

Nevada, steamer, sunk by mine in Gulf of Smyrna May 24—Forty lives lost.

O'Brien, Thomas F., tugboat, sunk in East river at New York, N. Y., April 1—Five lives lost.

Pangani, German bark, sunk in collision in British channel, Jan. 28—Twenty-six lives lost.

Patric, French bark, burned on Atlantic ocean, Oct. 31—Three lives lost.

Penn, steamship, burned at Philadelphia, Pa., Sept. 6—Loss, \$100,000.

Pilot, river tow boat, wrecked by boiler explosion near Pittsburgh, Pa., Aug. 30—Eight lives lost.

Rosecrans, oil steamer, wrecked on Oregon coast Jan. 7—Thirty-one lives lost.

S178, German torpedo boat destroyer, sunk in collision in North sea March 5—Seventy-one lives lost.

Senegal, French liner, wrecked at Smyrna, by explosion of mine, May 21—Five persons killed and six fatally injured.

State of California, steamer, wrecked near Juneau, Alaska, Aug. 17—Forty lives lost.

Uranium, steamer, ran on reef near Halifax, N. S., Jan. 12—No lives lost.

Urd, Swedish gunboat, sunk in collision near Malmo, Sweden, Aug. 22—No lives lost.

Veronese, British steamer, wrecked near Oporto, Portugal, Jan. 16—Sixteen lives lost.

Volturno, steamship, wrecked by explosion and fire in mid-Atlantic, Oct. 9—134 lives lost.

Westkusten, Finnish steamer, wrecked in Gulf of Bothnia, Oct. 22—44 lives lost.

STORMS AND FLOODS.

Alabama, Mississippi and other states swept by destructive storm, March 21—Scores of lives lost.

Africa, Jan. 22—Three hundred and fifty pilgrims to Mecca drowned by flood near Medina, Arabia.

Berlin, Neb., March 23—Seven persons killed and seventeen injured by tornado.

California, Jan. 5-7—Loss of \$30,000,000 caused by frost damaging fruit crops in southern California.

Croberre, France, Sept. 30—Fourteen persons killed and thirty injured in heavy thunderstorm.

Chicago, March 24—Six persons killed and fifty or more injured in heavy wind and rain storm; fifty houses blown down.

Cleveland, O., Nov. 9-11—City traffic paralyzed by blizzard; damage, \$5,000,000.

Constantinople, Turkey, Sept. 30—Cloudburst causes loss of 260 lives.

Council Bluffs, Iowa, March 23—Twelve persons killed and thirteen injured by tornado.

Dayton, O.—See "Ohio and Indiana Floods."

Decatur, Ala., March 21—Seven persons killed in storm.

Fulton, Ala., March 21—Twenty-nine persons killed in storm; fifty injured.

Georgia, Tennessee, Louisiana and other southern states visited by severe storm, March 13—Nearly 100 persons killed.

Gijon, Spain, Feb. 25—Nearly 200 persons killed or wounded by powder explosion.

Glenwood, Iowa, March 23—Five persons killed and three injured by tornado.

Great lakes swept by heavy gale Nov. 9-11—Many lives lost in wrecks; property loss, \$2,500,000.

Hoxie, Ark., March 21—One killed and twenty-five injured.

India, June 14—Loss of 300 lives caused by floods in the Paltana district north of Bombay.

Indiana—See "Ohio and Indiana Floods."

Irvine, Scotland, March 10—Seven persons killed and ten seriously injured by dynamite explosion; many houses damaged.

Italy, July 11—Heavy storm of rain and wind sweeps over country, doing great damage.

Japan, Aug. 26-28—Typhoon causes loss of 1,000 lives and much property.

McKinney, Tex., Jan. 23—Eight persons killed and fifteen injured by collapse of building.

Nome, Alaska, Oct. 6—City partly destroyed by tidal storm; 600 persons made homeless; property loss, \$1,000,000.

North Carolina, Sept. 3-4—Heavy storm sweeps the coast; loss, \$2,500,000.
 Ohio—See "Ohio and Indiana Floods."
 Omaha, Neb., March 23—Cyclonic storm causes death of 152 persons, the injury of 330 others, and a property loss of \$5,000,000.
 Peach Tree, Ala., March 21—Twenty-seven persons killed in storm; thirty-two injured.
 Philippine islands, May 11—About sixty lives lost in typhoon.
 Seward, Neb., May 15—Eleven persons killed and thirty injured by tornado; property loss, \$100,000.
 Solomon, Alaska, Oct. 6—Town wiped out by gale; no lives lost.
 San Salvador, Oct. 27-28—Many lives lost in floods caused by heavy rains throughout republic.
 Terre Haute, Ind., March 23—Tornado causes death of twenty persons, the injury of 250 others, and a property loss of \$1,000,000.
 Thomasville, Ala., March 21—Twenty-eight persons killed in storm.
 Tiffin, O., March 21—Seven persons killed in storm.
 Verins, France, March 9—Ten persons fatally injured and forty-six seriously in theater panic.
 Washington, D. C., July 30—Storm of wind, rain and hail causes three deaths and much damage.
 Yutan, Neb., March 23—Sixteen persons killed and twenty injured by tornado.

RAILROAD WRECKS.

Baltimore & Ohio road, at Hoytville, O., April 5—Two killed and nine injured in wreck.
 Big Four road, at Stockwell, Ind., Jan. 7—One man killed; thirty-six persons injured.
 Canadian Pacific line, near Ottawa, Ont., June 25—Eight persons killed and a score injured.
 Central of Georgia line, near Enfauia, Ala., Nov. 13—Twelve persons killed and more than 100 hurt.
 Central Vermont road, near St. Lambert, Que., April 13—Seven killed, fifteen hurt in wreck.
 Chesapeake & Ohio, at Fulton, Ind., June 28—Twenty-five persons injured.
 Chicago & Northwestern line at Baldwin, Wis., April 27—Two killed, a dozen injured.
 Great Northern road, near Moorhead, Minn., June 1—One killed, six hurt.
 Great Northern, near Crary, N. D., Aug. 19—Two killed and twenty-one injured in wreck.
 Illinois Central line, near Melvin, Ill., Jan. 24—Twenty-four persons injured.
 Kongo (Africa) railroad, April 5—Twenty-three lives lost by train plunging through bridge.

Michigan Central, near Cayuga, Ont., March 3—Eight persons injured.
 Mobile & Ohio road, near Buckatunne, Miss., Oct. 19—Twenty-three soldiers killed and eighty-five injured in wreck.
 Midland road, near Hawes Junction, England, Sept. 2—Fifteen persons killed and thirty injured in collision.
 New Haven road, near Wallingford, Conn., Sept. 2—Twenty-one persons killed and fifty injured in collision.
 New Haven road, near Westerley, R. I., Oct. 25—Fifteen persons hurt in wreck caused by spreading of rails.
 Paris-Marseilles road, near Melun, France, Nov. 4—Thirty-nine persons killed in collision.
 Pennsylvania road, near Wooster, O., Nov. 13—Three persons killed and a dozen injured.
 Pennsylvania road, near Wylie's station, O., Sept. 9—Thirty-five persons hurt by train leaving rails.
 Rock Island road, near Maynard, Iowa, Sept. 1—Three persons killed by train leaving track.
 Union Pacific, near Gothenburg, Neb., March 14—Four persons killed and thirty injured in collision.
 New York, New Haven & Hartford, near Stamford, Conn., June 12—Five killed and a dozen injured.

MINE DISASTERS.

Bangalore, India, Aug. 22—Fifty men killed by fall of cage in Mysore gold mine.
 Belle Valley, O., May 17—Fifteen men killed by fire damp explosion in Imperial mine.
 Clifton, Ariz., Aug. 13—Nine men killed by snapping of a cable in Coronado mine.
 Dawson, N. M., Oct. 22—261 men killed by explosion in Stag Canon coal mine.
 Finleyville, Pa., April 23—One hundred men killed in Cincinnati coal mine.
 Gellenkirchen, Germany, July 22—Fourteen men killed by cave-in in coal mine.
 Glasgow, Scotland, Aug. 3—Twenty-three men entombed in Navis valley mine near Glasgow.
 Peoria, Ill., Jan. 15—Three men killed by explosion in Crescent coal mine.
 Senghenydd, Wales, Oct. 14—423 lives lost by fire and afterdamp in Universal coal mine.
 Tower, Pa., Aug. 2—Eighteen men killed by explosion in East Brookside coal mine.
 Yale, B. C., Feb. 20—Seventy-two men killed in coal mine explosion.

BLUE SKY LEGISLATION.

Laws having for their object the regulation and supervision of investment companies are now generally termed "blue sky" laws. The name originated in Kansas, where an act was passed by the legislature in 1911 to give investors protection from fraudulent concerns selling stocks, bonds and other "securities" based on nothing more substantial than the blue sky. It was intended to put a stop to the operations especially of fake mining, oil, gas and land companies which swindled the people out of thousands of dollars annually by means of alluring promises of easily acquired wealth.

The Kansas "blue sky" law, which has been taken as a model for similar legislation, in force or proposed, in many other states and also in some foreign governments, such as New South Wales and Manitoba, compels all companies or persons wishing to sell stocks, bonds or other securities to submit information to the state banking department, enabling it to determine whether they have a genuine proposition to submit to investors. They must produce a detailed statement of the scheme, a copy of all contracts, bonds or instruments to be made or sold, an itemized account of its true financial condition and the amount of its actual properties and liabilities. If the bank commissioner is satisfied that the company intends to do a legitimate business he issues a statement that it has complied with the provisions of the law and is entitled to do business in the state. Agents of companies attempting to do business without such official recognition are subject to fines of from \$100 to \$5,000 or imprisonment of not less than ninety days, or both fine and imprisonment.

Among the states which have passed "blue sky" laws are Kansas, Arizona, Connecticut, West Virginia, Vermont, Indiana and Wisconsin.

FOURTH OF JULY CASUALTIES.

[From the Journal of the American Medical Association.]

	1908.	1909.	1910.	1911.	1912.	1913.
Deaths—Tetanus	55	125	67	10	6	3
Other causes.....	108	90	64	47	35	29
Total	163	215	131	57	41	32
Injuries—Sight lost...	11	16	7	8	8	2
One eye lost.....	93	36	33	26	21	22
Loss of legs, arms and hands	57	41	26	30	13	10

	1908.	1909.	1910.	1911.	1912.	1913.
Loss of fingers.....	184	176	114	83	43	46
Other injuries.....	5,115	4,823	2,612	1,339	862	1,951
Total injured.....	5,460	5,093	2,792	1,546	947	1,131
Total casualties.....	5,623	5,307	2,923	1,603	988	1,163
Total casualties in 1903, 4,449; in 1904, 4,769; in 1905, 5,176; in 1906, 5,466; in 1907, 4,413.						

DEATH ROLL OF THE YEAR 1913.

From Dec. 1, 1912, to Dec. 1, 1913.

UNITED STATES.

- Abe, Chris Von Der (1852), baseball magnate, in St. Louis, Mo., June 5.
- Allen, Oscar Dana, scientist, in Ashford, Wash., March 6.
- Altman, Benjamin (1840), dry goods merchant, in New York, N. Y., Oct. 7.
- Amen, Harlan Page (1850), educator, in Exeter, N. H., Nov. 9.
- Arlington, Billy (1835), minstrel, in Los Angeles, Cal., May 24.
- Atkins, Gen. Smith D. (1835), civil war veteran and editor, in Freeport, Ill., March 27.
- Bacon, John M. (1853), brigadier-general, U. S. A., retired, in Portland, Ore., March 19.
- Bergh, Louis de Coppet (1856), architect, in Washington, D. C., Jan. 28.
- Ball, Samuel (1841), physician, in Beloit, Wis., April 18.
- Berry, James H. (1840), ex-United States senator, in Bentonville, Ark., Jan. 30.
- Bischoff, Henry (1852), judge, in New York, N. Y., March 28.
- Black, Frank S. (1853), former governor of New York, in Troy, N. Y., March 21.
- Blinn, E. D. (1853), lawyer, in Lincoln, Ill., Jan. 23.
- Bogardus, Capt. A. H. (1833), champion wing shot, in Lincoln, Ill., March 23.
- Boradnax, Francis (1853), electrical engineer, in Utica, N. Y., March 14.
- Boucaud, Aubrey (1868), actor, in New York, N. Y., July 10.
- Boulevard, Jefferson R. (1870), politician, in Springfield, Ill., April 8.
- Bowman, Edward M. (1842), musician, in Brooklyn, N. Y., Sept. 3.
- Brady, Anthony N. (1843), capitalist, in London, Eng., July 22.
- Briggs, Charles A. (1841), theologian, in New York, N. Y., June 8.
- Briggs, Frank O. (1851), ex-United States senator, in Trenton, N. J., May 8.
- Brown, George (1835), rear-admiral, U. S. N., in Indianapolis, Ind., June 29.
- Brown, Henry B. (1836), jurist, in Bronxville, N. Y., Sept. 4.
- Brown, John G. (1841), artist, in New York, N. Y., Feb. 8.
- Bryan, Mrs. Mary E. (1844), editor, in Atlanta, Ga., June 16.
- Bull, Stephen (1822), manufacturer, in Racine, Wis., Nov. 15.
- Burns, T. H., jockey, in Brooklyn, N. Y., Nov. 14.
- Burt, Horace G. (1849), railroad official, in Chicago, May 19.
- Busch, Adolphus (1839), St. Louis, brewer, at Langenschwalbach, Germany, Oct. 10.
- Carleton, Will (1845), poet, in New York, N. Y., Dec. 18, 1912.
- Carter, Joseph N. (1843), judge, in Quincy, Ill., Feb. 6.
- Casey, Silas (1841), rear-admiral, U. S. N., retired, at Warm Springs, Va., Aug. 14.
- Caswell, Thomas T. (1840), rear-admiral U. S. N., in Weehauk, R. I., July 9.
- Ceballos, Juan M. (1859), banker, in New York, N. Y., Feb. 1.
- Chapman, Henry L. (1845), educator, in Brunswick, Me., Feb. 24.
- Charlton, James (1832), railroad official, in Chicago, Ill., Nov. 19.
- Cochrane, Henry C. (1843), brigadier-general, U. S. A., in Chester, Pa., April 27.
- Coiler, Price (1860), author, in Copenhagen, Denmark, Nov. 3.
- Collyer, Robert (1823), clergyman, in New York, N. Y., Nov. 30.
- Cramp, Charles H. (1828), shipbuilder, in Philadelphia, Pa., June 6.
- Cramp, Edwin S., shipbuilder, in New York, N. Y., June 20.
- Crawford, Samuel J. (1835), former governor and soldier, in Topeka, Kas., Oct. 21.
- Crighton, J. B. (1819), financier, in Wichita, Kas., Aug. 21.
- Crocker, Charles W. (1842), insurance man, Sept. 26.
- Daniels, Fred H. (1853), engineer, in Worcester, Mass., Aug. 31.
- Davidson, Harlan Page (1838), military educator, in Avon Park, Fla., Jan. 20.
- Davis, Jeff (1862), United States senator, in Little Rock, Ark., Jan. 3.
- Deere, Mrs. Mary M. (1845), philanthropist, in Moline, Ill., April 28.
- De Haven, John J. (1845), jurist, at Napa, Cal., Jan. 26.
- Didler, Eugene L. (1838), author, in Baltimore, Md., Sept. 8.
- Doane, William C. (1832), episcopal bishop, in New York, N. Y., May 17.
- Dodd, Amzi (1823), insurance official, in Bloomfield, N. J., Jan. 22.
- Donahue, Frank (1872), ball player, in Philadelphia, Pa., Aug. 25.
- Donahue, "Jiggs," baseball player, in Columbus, O., July 19.
- Draper, Andrew Sloan (1848), educator, in Albany, N. Y., April 27.
- Ducat, Arthur C. (1856), colonel, U. S. A., in New York, N. Y., March 8.
- Eastman, John Robie (1836), astronomer, in Franklin, N. H., Sept. 26.
- Eaton, Homer (1832), book publisher, in Madison, N. J., Feb. 9.
- Eaton, Joseph Giles (1847), rear-admiral, U. S. N., in Norwell, Mass., March 8.
- Egan, Dr. James A. (1859), secretary Illinois state board of health, in Springfield, Ill., March 30.
- Emerson, T. M. (1851), railroad president, in Wilmington, N. C., Nov. 25.
- Endicott, Harry (1881), motor car racer, in Jackson, Mich., Sept. 5.
- Evarts, Maxwell (1862), lawyer, in Windsor, Vt., Oct. 7.
- Faber, Ludewig B. (1856), portrait painter, in Philadelphia, Pa., May 18.
- Fairbanks, Mrs. Charles W., in Indianapolis, Ind., Oct. 24.
- Farley, James (1873), strike breaker, in Pittsburgh, Pa., Sept. 10.
- Feld, Stephen Dudley (1845), inventor, in Stockbridge, Mass., May 18.
- Finley, W. W. (1853), railroad official, in Washington, D. C., Nov. 26.
- Flagler, Henry M. (1830), capitalist and railroad official, at West Palm Beach, Fla., May 20.
- Fletcher, C. L., Indianapolis physician, in Glacier National park, Montana, Aug. 19.
- Ford, Patrick (1837), editor, in Brooklyn, N. Y., Sept. 23.
- Fox, Della (Mrs. J. D. Levy) (1871), actress, in New York, N. Y., June 16.
- French, Mrs. Anne W. (1869), American novelist, in England, Feb. 1.
- Gates, Charles G. (1880), capitalist, at Cody, Wyo., Oct. 28.
- Gaynor, William J. (1851), mayor of New York city, at sea, Sept. 10.
- Goodwin, J. Cheever (1852), librettist, in New York, N. Y., Dec. 18, 1912.
- Grubb, Edward B. (1841), soldier and diplomat, in Newark, N. J., June 7.
- Guenther, Richard W. (1846), former consul-general, in Oshkosh, Wis., April 5.
- Hall, James (1868), pugilist, in Stevens Point, Wis., March 15.
- Hammond James B. (1839), typewriter inventor, in St. Augustine, Fla., Jan. 27.
- Havemeyer, William F. (1850), sugar refiner, in New York, Sept. 7.
- Henderson, John B. (1827), former U. S. senator, in Washington, D. C., April 12.
- Hitchcock, George (1850), painter, at Marken, Holland, Aug. 2.
- Hogan, John J. (1829), Roman catholic bishop, in Kansas City, Mo., Feb. 21.
- Holland, E. M. (1848), actor, in Cleveland, O., Nov. 24.
- Howland, Henry E. (1835), attorney, in New York, N. Y., Nov. 8.

- Janssen, John (1835), bishop, in Belleville, Ill., July 2.
- Johnson, H. (1832), clergyman, in Philadelphia, Pa., Nov. 20.
- Johnston, Joseph H. (1843), U. S. senator, in Washington, D. C., Aug. 8.
- Johnston, J. Stoddard (1833), editor, in St. Louis, Mo., Oct. 4.
- Jones, Charles H. (1848), editor and soldier, in Ospedaletti, Italy, Jan. 27.
- Jones, Edward F. (1828), officer in civil war, in Binghamton, N. Y., Aug. 14.
- Keene, James R. (1838), financier, in New York, N. Y., Jan. 3.
- Kenny, William J. (1844), bishop, in Baltimore, Md., Oct. 22.
- Kidd, J. H. (1840), civil war veteran and Indian fighter, in Ionia, Mich., March 19.
- Kittredge, Abbott E. (1834), clergyman, in New York, N. Y., Dec. 17, 1912.
- Koelling, Adolph (1840), pianist, in Los Angeles, Cal., May 2.
- Koulg, George (1856), congressman, in Baltimore, Md., May 31.
- Lacey, John F. (1841), former congressman, in Oskaloosa, Ia., Sept. 29.
- Larned, Francis M. (1862), journalist, in Seattle, Wash., Sept. 6.
- Lathbury, Mary E. (1841), hymn writer, in East Orange, N. J., Oct. 21.
- Ledaum, Henry (1872), educator, in Grand Forks, N. D., March 11.
- Legare, George S. (1870), congressman, in Charleston, S. C., Jan. 30.
- Locke, William (1869), baseball official, in Ventnor, N. J., Aug. 14.
- Luders, Gustav Carl (1865), composer, in New York, N. Y., Jan. 24.
- Lyman, Joseph (1848), landscape artist, in Wallingford, Conn., March 7.
- Lyon, William P. (1822), Wisconsin jurist, in San Jose, Cal., April 4.
- Maggioli, Frank (1853), billiard player, in New Orleans, La., Feb. 22.
- Major, Charles (1853), author, in Shelbyville, Ind., Feb. 13.
- MacCameron, Robert L. (1866), artist, in New York, N. Y., Dec. 29, 1912.
- Magill, Samuel E. (1861), consul, in Hot Springs, Ark., Jan. 30.
- Marble, J. H. (1869), member interstate commerce commission, in Washington, D. C., Nov. 21.
- Marlon, Henri, educator, in Culver, Ind., Aug. 14.
- Martin, Bradley (1841), New York lawyer, in London, Eng., Feb. 5.
- Martin, John (1833), ex-United States senator, in Topeka, Kas., Sept. 3.
- Martin, Lewis J. (1844), New Jersey congressman, in Washington, D. C., May 5.
- Maxwell, W. J. (1859), labor official, in Cedar Rapids, Iowa, July 14.
- Maynard, Washburn (1844), rear-admiral, U. S. N., retired, in Newton, Mass., Oct. 25.
- Mead, Albert E. (1861), ex-governor, in Bellingham, Wash., March 19.
- Miller, Addison T. (1860), artist, at Norwalk, Conn., Sept. 8.
- Miller, Joaquin (1841), poet, near San Francisco, Cal., Feb. 17.
- Miller, Mrs. Emily Huntington (1833), former dean of women at Northwestern university, in Northfield, Minn., Nov. 1.
- Miller, Roswell (1843), railroad official, in New York, N. Y., Jan. 3.
- Millington, Charles C. (1855), former congressman, in Herkimer, N. Y., Oct. 25.
- Moffett, James A. (1851), capitalist, at Palm Beach, Fla., Feb. 26.
- Morgan, J. Pierpont (1837), financier, in Rome, Italy, March 31.
- Morris, Edward (1866), packer, in Chicago, Nov. 3.
- Morris, Edward L. (1870), scientist, in New York, N. Y., Sept. 15.
- Mountcastle, R. E. L. (1865), democratic national committee-man, in Knoxville, Tenn., Aug. 8.
- Murphy, Michael C. (1860), trainer of athletes, in Philadelphia, Pa., June 4.
- Murray, Robert (1822), former surgeon-general, in Baltimore, Md., Jan. 1.
- McBurney, Charles (1845), surgeon, in Brookline, Mass., Nov. 7.
- McCarty, Luther (1892), pugilist, in Calgary, Ont., May 24.
- McCrea, James (1848), railroad president, in Haverford, Pa., March 28.
- McDowell, Alexander (1831), former clerk of national house of representatives, in Sharon, Pa., Sept. 30.
- Nebecker, Enos H. (1837), ex-treasurer of the United States, in Covington, Ind., Jan. 6.
- Nindemann, William F. C., arctic explorer, in Hollis, N. Y., May 6.
- Ober, Frederick A. (1849), author and ornithologist, in Haekensack, N. J., June 1.
- Ockenden, Mrs. Ina M. P., novelist, in Galveston, Tex., March 15.
- Ogden, Robert C. (1836), philanthropist, in Kennebunkport, Me., Aug. 6.
- Oldberg, Oscar (1847), scientist, in Pasadena, Cal., Feb. 27.
- Palmer, Thomas W. (1840), former U. S. senator, in Detroit, Mich., June 1.
- Peavey, George W., capitalist, in Minneapolis, Minn., June 8.
- Pell, S. Osgood, capitalist, Long Beach, N. Y., Aug. 3.
- Platt, James P. (1831), jurist, in Meriden, Conn., Jan. 26.
- Post, Geo. B. (1838), architect, in New York, N. Y., Nov. 28.
- Potts, Robert (1835), rear-admiral, U. S. N., in Washington, D. C., June 24.
- Richardson, Charles F. (1851), educator, in Lisbon, N. H., Oct. 8.
- Roddenbery, Seaborn A. (1870), congressman, in Thomasville, Ga., Sept. 25.
- Rose, Ralph (1885), athlete, in San Francisco, Cal., Oct. 16.
- Ross, Mrs. Ida H. (1833), philanthropist, in Los Angeles, Cal., March 15.
- Sabine, William T. (1837), bishop, in New York, Aug. 11.
- St. Gaudens, Louis (1854), sculptor, in Cornish, N. H., March 8.
- Salomon, Edward S., general in civil war, in San Francisco, Cal., July 19.
- Sawtelle, Charles G. (1834), brigadier-general, U. S. A., retired, in Washington, D. C., Jan. 4.
- Seabrooke, Thomas Q. (1860), actor, in Chicago, April 3.
- Searer, R. W. (1831), composer, in Los Angeles, Cal., Jan. 8.
- Selz, Morris (1826), shoe manufacturer, in Chicago, June 3.
- Seward, Janet W. (1839), in Auburn, N. Y., Nov. 9.
- Shields, Ben (1868), song writer, in Massapequa, N. Y., Oct. 25.
- Smith, Benjamin Eli (1857), editor, Century dictionary, in Rochelle Park, N. Y., Feb. 24.
- Smith, Sylvester C. (1858), congressman, in Los Angeles, Cal., Jan. 26.
- Snyder, Simon (1838), brigadier-general, U. S. A., retired, in Reading, Pa., April 14.
- Sperry, Thomas A., capitalist, in New York, N. Y., Sept. 1.
- Stocking, Charles H. W., clergyman, in Bowling Green, Ky., Jan. 27.
- Stokes, Anson Phelps (1838), banker, in New York, N. Y., June 28.
- Strong, James W. (1833), educator, in Northfield, Minn., Feb. 24.
- Sullivan, Timothy D. (1863), congressman, in New York, N. Y., Aug. 31.
- Swift, Lewis (1820), astronomer, in Marathon, N. Y., Jan. 5.
- Taylor, Aaron H. (1831), horse breeder, in Central Valley, N. Y., Jan. 28.
- Templeton, James W. (1839), former state senator, in Princeton, Ill., March 28.
- Thatcher, George (1851), minstrel, in Orange, N. J., June 25.
- Thompson, John O. (1850), assistant U. S. attorney-general, in Chicago, Feb. 26.
- Thwaites, Reuben G. (1853), historian, in Madison, Wis., Oct. 22.
- Tucker, Charles Henry (1839), clergyman, in Atlantic City, N. J., March 10.

Upham Mrs. E. C. (1834), newspaper correspondent, in Washington, D. C., Feb. 18.
 Wait, Lucien A. (1846), educator, at Clifton Springs, N. Y., Sept. 6.
 Waterman, Theodore H. (1859), grain commission merchant, in Albany, N. Y., Sept. 11.
 Wedemeyer, Wm. W. (1873), congressman, at Colon, Panama, Jan. 2.
 Weeks, Alice M., author, in Philadelphia, Pa., Aug. 26.
 West, "Billy" (William West Cox) (1837), actor, at Actors' home, Staten Island, N. Y., April 2.
 Wheeler, Eben S. (1839), engineer, in Detroit, Mich., Jan. 4.
 White, Stephen V. C. (1831), broker, in New York, N. Y., Jan. 18.
 Wilder, William H. (1855), congressman, in Washington, D. C., Sept. 11.
 Williams, Samuel W. (1851), political leader, in Vincennes, Ind., Aug. 5.
 Wilson, Charles L. (1837), brigadier-general, U. S. A., retired, in New York, N. Y., Sept. 22.
 Wilson, Harry L. (1867), educator, in Pittsburgh, Pa., Feb. 23.
 Wise, John S. (1840), former congressman, at Prince Anne, Md., May 12.
 Woodruff, Carle A. (1841), brigadier-general, U. S. A., in Raleigh, N. C., July 20.
 Woodford, Stewart L. (1835), diplomat, in New York, N. Y., Feb. 14.
 Woodruff, Timothy L. (1858), former lieutenant-governor of New York, in New York, N. Y., Oct. 12.
 Young, Chanler De (1881), publisher, in San Francisco, Cal., Sept. 17.

FOREIGN.

Aiguirre y Garcia (1835), cardinal, in Toledo, Spain, Oct. 9.
 Araujo, Manuel E., president of Salvador, in San Salvador, Feb. 9.
 Arroll, Sir William (1839), engineer, in London, England, Feb. 20.
 Ashbourne, Baron (1838), in London, England, May 22.
 Ashburnham, Lord (1841), in Paris, France, Jan. 15.
 Asser, Tobias M. C. (1838), statesman, in The Hague, Holland, July 29.
 Austin, Alfred (1835), British poet laureate, in Ashford, England, June 2.
 Aveybury, Lord (Sir John Lubbock) (1834), scientist, in London, England, May 28.
 Ball, R. S. (1849), astronomer, in London, Nov. 25.
 Bebel, August F. (1840), socialist leader, in Zurich, Switzerland, Aug. 13.
 Becke, George Louis (1848), novelist, in Sydney, N. S. W., Feb. 18.
 Bonilla, Don Manuel, president of Honduras, in Tegucigalpa, March 21.
 Cailletet, Louis Paul (1832), physicist, in Paris, Jan. 5.
 Carrington, Sir Frederick (1834), soldier, at Collesbourne, England, March 22.
 Cantacuzene, George, statesman, in Bucharest, Roumania, April 5.
 Coats, Sir James (1834), manufacturer, in London, Jan. 20.
 Constans, Jean A. E. (1833), diplomat, in Paris, France, April 7.
 Detaille, Edouard (1848), artist, in Paris, France, Dec. 24.
 East, Sir Alfred (1849), artist, in London, England, Sept. 28.
 Fava, Saverio (1832), diplomat, in Rome, Italy, Oct. 3.
 Freyne, Baron de (1855), in County Roscommon, Ireland, Sept. 22.
 George I. (1845), king of Greece, in Saloniki, Macedonia, March 18.
 Hagenbeck, Carl (1844), animal trainer, near Hamburg, Germany, April 14.
 Hayashi, Tadasu (1850), statesman, in Tokyo, Japan, July 10.
 Holleben, Theodor von (1838), diplomat, in Berlin, Germany, Feb. 1.
 Katsura, Prince Taro (1847), statesman, in Tokyo, Japan, Oct. 10.

Kiderlen-Waechter, Alfred von (1852), foreign secretary, in Stuttgart, Germany, Dec. 30.
 Korbay, Francis A. (1846), singer and composer, in London, March 10.
 Krag, Thomas P. (1868), author, in Christiania, Norway, March 14.
 Law, William A. (1844), dramatist, at Parkstone, Dorset, England.
 Lawless, Emily, writer, in London, England, Oct. 22.
 Leconte, Camille (1847), author, in Brussels, Belgium, June 13.
 Lindsay, Sir Coutts (1824), artist, in London, May 8.
 Lindsay, James L., earl of Crawford (1847), in London, Jan. 31.
 Lockroy, E. (1838), statesman, in Paris, France, Nov. 22.
 Lucas-Championniere Just (1843), surgeon, in Paris, France, Oct. 22.
 Lung Yu, former empress of China, in Peking, Feb. 21.
 Lyne, William John (1844), former premier, in Sydney, N. S. W., Aug. 3.
 Marchesi, Mme. Mathilde de Castrone (1826), vocal teacher, in London, England, Nov. 18.
 Milne, John (1850), seismologist, Newport, England, July 31.
 Monvel, Louis Maurice Boutet de (1850), artist, in Paris, France, March 16.
 Morot, Aime (1850), artist, in Dinard, France, Aug. 12.
 Naeyer, Count de Smet de, statesman, in Brussels, Belgium, Sept. 10.
 Nagl, Franz X. (1855), cardinal, in Vienna, Feb. 4.
 Nazim Pasha (1843), soldier and statesman, killed in Constantinople, Turkey, Jan. 23.
 Neville, Lady Dorothy (1826), author, in London, March 24.
 Ollivier, Emile (1825), statesman, in Nancy, France, Aug. 20.
 Pellissier, Harry G. (1874), entertainer and composer, in London, England, Sept. 26.
 Popper, David (1846), cellist, in Vienna, Aug. 8.
 Preece, Sir William H. (1833), inventor, in London, England, Nov. 6.
 Respighi, Peter (1843), cardinal, in Rome, Italy, March 22.
 Reyes, Bernardo (1851), soldier, shot in Mexico City, Mex., Feb. 9.
 Rochefort, Henri (1830), journalist and politician, in Aix-les-Bains, France, July 1.
 Rospigliosi, Prince Joseph (1848), in Stresa, Italy, Sept. 23.
 Ross, James (1848), railroad builder, in Montreal, Que., Sept. 20.
 Rumbold, Sir Horace (1829), diplomat, in London, England, Nov. 3.
 Sarto, Rosa (1836), sister of Pope Pius X., in Rome, Italy, Feb. 11.
 Scheffk Pasha, Mahmoud, grand vizier, in Constantinople, Turkey, June 11.
 Scott, Robert F. (1868), antarctic explorer, near south pole, March 29, 1912.
 Solomon, Sir Richard (1850), capitalist, in London, England, Nov. 10.
 Sophia, Princess of Saxe-Weimar-Eisenach, in Heidelberg, Germany, Sept. 17.
 Sutherland, Duke of (1851), in London, England, June 26.
 Takehito, Prince (1862), near Kobe, Japan, July 6.
 Auguste, Tancrede, president of Haiti, in Port au Prince, May 2.
 Thureau-Dangon, Paul (1837), member of French academy, in Paris, Feb. 24.
 Tredegar, Viscount (1831), survivor of light brigade charge at Balaklava, in London, March 11.
 Trieber, Conrad (1847), historian, in Frankfurt-on-the-Main, Germany, Sept. 11.
 Vamberg, Arminius (1831), traveler and orientalist, in Budapest, Hungary, Sept. 15.
 Vives y Tuto (1854), cardinal, in Rome, Italy, Sept. 7.
 Wallace, Alfred Russel (1822), scientist, in London, England, Nov. 7.
 White, Sir William Henry (1845), naval constructor, in London, England, Feb. 27.
 Wolf, Gustav W. (1834), Belfast shipbuilder, in London, England, April 17.
 Wolseley, Field Marshal Viscount (1833), British soldier, in Mentone, France, March 25,

The National Government.

Corrected to Dec. 20, 1913.

EXECUTIVE DEPARTMENT.

President—Woodrow Wilson (N. J.).....	\$75,000
Secretary to the President—Joseph P. Tumulty (N. J.).....	7,500
Vice-President—Thomas R. Marshall (Ind.).....	12,000
Executive Clerk—Rudolph Forster (Va.).....	5,000
Chief Clerk—T. W. Brahaney (Wis.).....	4,000
United States District Marshal—Anlick Palmer (D. C.).....	6,000

DEPARTMENT OF STATE.

Secretary—William J. Bryan (Neb.).....	\$12,000
Assistant Secretary—John E. Osborne (Wyo.).....	5,000
Second Asst. Secretary—Alvey A. Adee (D. C.).....	4,500
Third Asst. Secretary—(Vacancy).....	4,500
Director Consular Service—Wilbur J. Carr (N. Y.).....	4,500
Chief Clerk—Ben G. Davis (Neb.).....	3,000
Commsor for Department—John Bassett Moore (N. Y.).....	7,500
Solicitor—Joseph W. Folk (Mo.).....	5,000
Assistant Solicitors—Frederick Van Dyne (N. Y.); Lester H. Woolsey (N. Y.) and Edwin M. Borchard (Ill.).....	3,000
Law Clerks—Henry Y. Bryan (D. C.) and L. H. Woolsey (N. Y.).....	2,500
Chief of Diplomatic Bureau—Sydney Y. Smith (D. C.).....	2,250
Chief of Consular Bureau—Herbert C. Hengstler (O.).....	2,250
Chief of Bureau of Indexes and Archives—John R. Buck (Me.).....	2,100
Chief of Bureau of Accounts and Disbursing Clerk—William McNair (Mich.).....	2,300
Chief of Bureau of Rolls and Library—John A. Tonner (O.).....	2,500
Chief of Bureau of Appointment—Miles M. Shand (N. J.).....	2,100
Chief of Bureau of Citizenship—Richard W. Flournoy, Jr. (Md.).....	2,100
Translators—John S. Martin Jr. (Pa.) and Wilfred Stevens (Minn.).....	2,100
Private Secretary to Secretary of State—Manton M. Wyvell (N. Y.).....	2,500
Chief of Division of Latin-American Affairs—Boaz V. Long (N. M.).....	4,500
Chief of Division of Far Eastern Affairs—Ramsford S. Miller, Jr. (N. J.).....	4,500
Chief of Division of Near Eastern Affairs—Albert H. Putney (Ill.).....	4,500
Chief of Division of Information—John H. James (Ohio).....	4,500
Foreign Trade Advisers—Robert F. Rose (Mont.) and William B. Fleming (Ky.).....	4,500

TREASURY DEPARTMENT.

Secretary—William G. McAdoo (N. Y.).....	\$12,000
Secretary to the Secretary—George R. Cooksey (D. C.).....	2,500
Assistant Secretary—Charles S. Hamlin (Mass.).....	5,000
Assistant Secretary—John S. Williams (Va.).....	5,000
Assistant Secretary—Byron R. Newton (N. Y.).....	5,000
Chief Clerk—James L. Wilmeth (Ark.).....	4,000
Chief of Appointment Division—James E. Harper (S. C.).....	3,000
Chief of Warrants Division—Charles H. Miller (Mass.).....	3,500
Chief of Public Moneys Division—Engene B. Daskam (Conn.).....	3,000
Chief of Customs Division—Frank M. Halstead (Ore.).....	4,000
Chief of Revenue Cutter Division—E. P. Bertholf (N. J.).....	5,000
Chief of Stationery, Printing and Blanks Division—Frederick F. Weston (Iowa).....	2,500
Chief of Loans and Currency Division—Andrew T. Huntington (Mass.).....	3,500
SUPERVISING ARCHITECT'S OFFICE.	
Supervising Architect—Oscar Wenderoth (N. Y.).....	6,000
BUREAU OF ENGRAVING AND PRINTING.	
Director—Joseph E. Ralph (Ill.).....	6,000

Assistant Director—Frank E. Ferguson (Md.).....	3,500
Superintendent Engraving Division—Geo. U. Rose, Jr. (D. C.).....	4,800

LIFE SAVING SERVICE.

General Superintendent—S. I. Kimball (Me.).....	4,500
Assistant—Oliver M. Maxam (Ind.).....	2,500

REGISTER OF THE TREASURY.

Register—Gabe E. Parker (Okla.).....	4,000
Assistant—(Vacancy).....	2,500

COMPTROLLER OF THE TREASURY.

Comptroller—George E. Downey (Ind.).....	6,000
Assistant—Walter W. Warwick (Ohio).....	4,500
Chief Clerk—C. M. Force (Ky.).....	2,500
Chief Law Clerk—Jared D. Terrell (Mich.).....	2,500

AUDITORS.

Auditor for the Treasury Department—William E. Andrews (Neb.).....	4,000
Chief Clerk—Albion B. Jameson (Pa.).....	2,250
Auditor for War Department—James L. Baily (Mo.).....	4,000
Chief Clerk—James E. Maulding (Ill.).....	2,250
Auditor for the Interior Department—Robert W. Woolley (Va.).....	4,000
Chief Clerk—Preston E. Northup (Pa.).....	2,250
Auditor for the Navy Department—Edward Luckow (Wis.).....	4,000
Chief Clerk—Byron J. Price (Wis.).....	2,250
Auditor for the State and Other Departments—Edward D. Hearne (Del.).....	4,000
Chief Clerk—W. W. Scott (N. C.).....	2,250
Auditor for Postoffice Department—Charles A. Kram (Pa.).....	5,000
Chief Clerk—Charles H. Keating (O.).....	3,000

TREASURER OF THE UNITED STATES.

Treasurer—John Burke (N. D.).....	8,000
Assistant Treasurer—(Vacancy).....	3,600
Deputy Assistant Treasurer—George Fort (Ga.).....	3,200
Supt. Nat. Bank Red. Div.—E. W. Wilson (Md.).....	3,500

COMPTROLLER OF THE CURRENCY.

Comptroller—(Vacancy).....	5,000
Deputy—Thomas P. Kane (D. C.).....	3,500

COMMISSIONER OF INTERNAL REVENUE.

Commissioner—William H. Osborn (N. C.).....	6,000
Deputy—Robert Williams, Jr. (N. Y.).....	4,000
Deputy—George E. Fletcher (La.).....	3,600

DIRECTOR OF THE MINT.

Director—George E. Roberts (Iowa).....	5,000
--	-------

PUBLIC HEALTH SERVICE.

Surgeon-General—Rupert Blue (S. C.).....	6,000
--	-------

WAR DEPARTMENT.

Secretary—Lindley M. Garrison (N. J.).....	\$12,000
Assistant Secretary—Henry S. Breckinridge (Ky.).....	5,000
Assistant and Chief Clerk—John C. Scofield.....	4,000
Chief of Staff—Maj.-Gen. Leonard Wood.....	8,900
Chief Clerk—N. Hershler (Ill.).....	2,000

THE ADJUTANT-GENERAL'S OFFICE.

The Adjutant-General—Brig.-Gen. George Andrews.....	
Assistants—Cols. H. O. S. Heistand, William A. Simpson, H. P. McCain, James T. Kerr, Alexander O. Brodie.....	
Chief Clerk—Jacob Frech.....	

INSPECTOR-GENERAL'S DEPARTMENT.

Inspector-General—Brig.-Gen. E. A. Garlington.....	
Assistants—Cols. S. C. Mills, J. L. Chamberlain, H. P. Kingsbury.....	
Chief Clerk—John D. Parker.....	

JUDGE-ADVOCATE GENERAL'S OFFICE.

Judge-Advocate General—Brig.-Gen. E. H. Crowder.....	
Assistants—Cols. John A. Hull, George M. Dunn, Chief Clerk and Solicitor—Lewis W. Call.....	

QUARTERMASTER'S CORPS.

Chief of Quartermaster's Corps—Brig.-Gen. James B. Aleshire.....	
Assistants—Brig.-Gens. H. G. Sharpe, C. A. Devol, Chief Clerk—Charles P. Daly.....	

MEDICAL DEPARTMENT.

Surgeon-General—Brig.-Gen. George H. Torney.....	
--	--

Assistants—Cols. W. C. Gorgas, L. M. Maus, D. M. Appell, L. Brechemin, Charles Richard, R. G. Ebert, W. H. Arthur, G. E. Bushnell, H. P. Birmingham, W. Stephenson, J. L. Phillips, G. L. Edie, Wm. D. Crosby, C. M. Gandy, W. D. McCaw.
Chief Clerk—John Wilson.

SIGNAL OFFICE.

Chief Signal Officer—Brig.-Gen. Geo. P. Scriven.
Chief Clerk—Herbert S. Flynn.

CORPS OF ENGINEERS.

Chief of Engineers—Brig.-Gen. Dan C. Kingman.
Chief Clerk—P. J. Dempsey.

PUBLIC BUILDINGS AND GROUNDS.

Officer in Charge—Col. Spencer Cosby.

ORDNANCE DEPARTMENT.

Chief of Ordnance—Brig.-Gen. William Crozier.
Chief Clerk—John J. Cook.

BUREAU OF INSULAR AFFAIRS.

Chief of Bureau—Brig.-Gen. Frank McIntyre.
Chief Clerk—Adolphus D. Wilcox.

NAVY DEPARTMENT.

Secretary—Joseph Daniels (N. C.).....\$12,000
Assistant Secretary—Franklin D. Roosevelt
(N. Y.)..... 5,000
Aid to Secretary of Navy—Lieutenant-Commander
Needham L. Jones.
Aids—Rear-Admirals Bradley A. Fiske and Henry
T. Mayo, Capts. William F. Fullam and Albert
J. Winterhalter.
Chief Clerk—F. S. Curtis.

OFFICE OF ADMIRAL OF NAVY.

Admiral of the Navy—George Dewey.
Aid—Lieutenant-Commander Leonard R. Sargent.
Secretary—Lieut. Leonard G. Hoffman.

OFFICE OF NAVAL INTELLIGENCE.

Director, Capt. Thomas S. Rodgers; Commanders
Henry F. Ryan and Andrew T. Long; Lieutenant-
Commanders Austin Kautz, Adolphus E. Watson,
William F. Bricker; Lieuts. George M. Baum,
Thomas Withers; Major of Marines John H.
Russell.

BUREAU OF YARDS AND DOCKS.

Chief Civil Engineer—Homer R. Stanford.
Civil Engineers—E. R. Gayler, Paul L. Reed, Arch-
ibald L. Parsons, Carl A. Carlson, J. V. Rock-
well.
Chief Clerk—William M. Smith.

BUREAU OF NAVIGATION.

Chief, Rear-Admiral Victor Blue; Commanders
Carlo B. Brittain, John R. Y. Blakely, Martin
E. Trench, Lieutenant-Commanders, Joseph K.
Tauszig, Lieut. Ralph A. Koch.
Chief Clerk—G. Earle Yancey.

HYDROGRAPHIC OFFICE.

Hydrographer—Commander George F. Cooper.
Assistant—Lieutenant-Commander Frank E.
Ridgely.
Clerk—H. L. Ballentine.

NAVAL OBSERVATORY.

Superintendent—Capt. Joseph L. Jayne.
Professors—Milton Undergrad, William S. Eichel-
berger, Frank B. Littell, Asaph Hall.
Librarian—W. D. Horigan.

BUREAU OF ORDNANCE.

Chief, Rear-Admiral Joseph Strauss.
Chief Clerk—E. S. Brandt.

BUREAU OF CONSTRUCTION AND REPAIR.

Chief, Chief Constructor Richard M. Watt; Naval
Constructors David W. Taylor, William P. Rob-
ert, William G. DuBose, John A. Spilman, Lewis
B. McBride, George S. Radford, James L. Acker-
son, Emory S. Land.
Chief Clerk—Michael D. Schaefer.

BUREAU OF STEAM ENGINEERING.

Chief, Engineer-in-Chief Robert S. Griffin.
Chief Clerk—Augustus C. Wrenn.

BUREAU OF SUPPLIES AND ACCOUNTS.

Chief—Paymaster-General Thomas J. Cowle.
Assistant—Pay Inspector Joseph J. Cheatham.

BUREAU OF MEDICINE AND SURGERY.

Chief—Surgeon-General Charles F. Stokes.
Assistant to Bureau—Surgeon Theodore W. Rich-
ards.
Chief Clerk—Dr. W. S. Gibson.

NAVAL MEDICAL SCHOOL.

Medical Director—James D. Gatewood, in command.
Medical Inspectors—Edward R. Stitt, Edward S.
Bogert.

NAVAL DISPENSARY.

Medical Inspector—Robert M. Kennedy.

OFFICE OF THE JUDGE-ADVOCATE GENERAL.

Judge-Advocate General, Capt. Robert L. Russell;
Lieutenants Frank B. Freyer, W. B. Woodson,
C. M. Austin, Leslie E. Bratton, Captain of
Marines Arthur E. Harding, First Lieutenant of
Marines E. N. McLellan.

NAVAL EXAMINING BOARD.

President, Rear-Admiral Thomas B. Howard;
Capts. Wythe M. Parks, Clifford J. Boush, Wal-
ter McLean.

NAVAL RETIRING BOARD.

President, Rear-Admiral Thomas B. Howard;
Capt. Walter McLean, Medical Directors Ed-
ward H. Green, William R. DuBose, Frank S.
Nash.

BOARD OF INSPECTION AND SURVEY FOR SHIPS.

President—Capt. Augustus F. Fechteler.
Members—Capts. Emil Theiss, A. S. Halsted,
Naval Constructor George H. Rock.
Recorder—Commander Thomas J. Senn.

BOARD OF INSPECTION FOR SHORE STATIONS.

President—Rear-Admiral John R. Edwards.
Member—Capt. George R. Evans.

GENERAL INSPECTOR OF THE PAY CORPS.

Pay Inspector—Thomas S. Jewett.
Pay Inspector—Joseph J. Cheatham.

GENERAL BOARD.

President, Admiral of the Navy George Dewey;
Rear-Admirals W. H. H. Southerland, Bradley
A. Fiske, Charles E. Vreeland, Capts. Albert G.
Winterhalter, Thomas S. Rodgers, William L.
Rodgers, Harry S. Knapp, John Hood, Wm. I.
Shoemaker, Commander E. H. Campbell, secre-
tary.

JOINT BOARD.

President, Admiral of the Navy George Dewey;
Rear-Admirals Charles E. Vreeland, Bradley A.
Fiske, Capt. Harry S. Knapp.

HEADQUARTERS MARINE CORPS.

Commandant—Maj.-Gen. William P. Biddle.
Assistant Adjutants and Inspectors—Col. Charles
H. Lauchelmer, Maj. Albert S. McLemore.
Assistant Quartermaster—Lieut.-Col. Charles L. Mc-
Cawley.
Assistant Quartermaster—Lieut. Col. William B.
Lemly, Capt. Percy F. Archer, Capt. Russell H.
Davis.
Paymaster—Col. George Richards.

DEPARTMENT OF COMMERCE.

Secretary—Wm. C. Redfield (N. Y.).....\$12,000
Assistant Secretary—Edwin F. Sweet (Mich.) 5,000
Chief Clerk and Superintendent—George C.
Havenner (D. C.)..... 3,000

BUREAU OF CORPORATIONS.

Commissioner—Joseph E. Davies (Wis.)..... 5,000
Deputy Commissioner—Francis Walker (Mass.) 3,500

BUREAU OF LIGHTHOUSES.

Commissioner—G. R. Putnam (Iowa)..... 5,000
Deputy Commissioner—John S. Conway (Mont.) 4,000

BUREAU OF CENSUS.

Director—William J. Harris (Ga.)..... 6,000
Chief Clerk—William L. Austin (Miss.)..... 2,500

COAST AND GEODETIC SURVEY.

Superintendent—O. H. Tittman (Mo.)..... 6,000
Assistant—F. W. Perkins (N. J.)..... 4,000

STAMBOAT INSPECTION SERVICE.

Supervising Inspector-General—George Uhler
(Pa.)..... 4,000
Chief Clerk—Dickerson N. Hoover, Jr. (D. C.) 2,000

BUREAU OF FISHERIES.	
Commissioner—Hugh M. Smith (D. C.).....	6,000
Deputy Commissioner—Ernest Lester Jones (Va.)	3,500
BUREAU OF NAVIGATION.	
Commissioner—E. T. Chamberlain (N. Y.)....	4,000
Deputy Commissioner—Arthur J. Tyrer (Wash.)	2,400
BUREAU OF STANDARDS.	
Director—H. W. Stratton (Ill.).....	6,000
Secretary—J. D. Hubbard (Ill.).....	2,200
BUREAU OF FOREIGN AND DOMESTIC COMMERCE.	
Chief—Albertus H. Baldwin (Conn.).....	4,000
Assistant Chief—Oscar P. Austin (D. C.)....	3,000
Assistant Chief—E. A. Brand (Va.).....	2,750
DEPARTMENT OF LABOR.	
Secretary—William B. Wilson (Pa.).....	\$12,000
Assistant Secretary—Louis F. Post (Ill.)....	5,000
Chief Clerk—Robert Watson (Mass.).....	3,000
Solicitor—John B. Densmore (Mont.).....	5,600
Disbursing Clerk—George G. Box (N. Y.)....	3,000
Private Secretary to Secretary—Hugh L. Kerwin (Pa.).....	2,500
Private Secretary to Assistant Secretary—Herbert A. Stevens (Mass.).....	2,100
BUREAU OF IMMIGRATION AND NATURALIZATION.	
Commissioner-General of Immigration—A. Caminetti (Cal.).....	5,000
Assistant Commissioner-General—F. H. Larned (Md.).....	3,500
Commissioner of Naturalization—Richard K. Campbell (Va.).....	3,500
Deputy Commissioner of Naturalization—Raymond F. Crist (D. C.).....	3,000
BUREAU OF LABOR STATISTICS.	
Commissioner of Labor Statistics—Royal Meeker (N. J.).....	5,000
Chief Statistician and Chief Clerk—Ethelbert Stewart (Ill.).....	3,000
CHILDREN'S BUREAU.	
Chief of Bureau—Julia C. Lathrop (Ill.)....	5,000
Assistant Chief—Lewis Meriam (Mass.).....	2,400
POSTOFFICE DEPARTMENT.	
Postmaster-General—Albert S. Burlison (Tex.)	\$12,000
Chief Clerk and Superintendent—Merritt O. Chance (Ill.).....	4,000
Private Secretary to Postmaster-General—Ruskin McArdle (Tex.).....	2,500
Assistant to Chief Clerk—Malcolm Kerlin (N. J.).....	2,000
Assistant Attorney-General for the P. O. D.—William H. Lamar (Md.).....	5,000
Assistant Attorney—DeLeon Carlton (N. C.)..	2,750
Purchasing Agent—James A. Edgerton (N. J.)	4,000
Chief Clerk to Purchasing Agent—William L. K. Barrett (Md.).....	2,000
Chief Postoffice Inspector—Joe P. Johnston (Mo.).....	4,000
Chief Clerk, Division Postoffice Inspectors—John W. Johnston (N. Y.).....	2,600
Appointment Clerk—George S. Pauli (O.)....	2,000
Disbursing Clerk—William M. Mooney (O.)....	2,250
OFFICE FIRST ASSISTANT POSTMASTER-GENERAL.	
First Assistant Postmaster-General—Daniel C. Roper (S. C.).....	5,000
Chief Clerk—Charles F. Trotter (W. Va.)....	2,500
Superintendent of Salaries and Allowances—John C. Koons (Md.).....	4,000
Assistant Superintendent of Salaries and Allowances—David W. Duncan (Pa.).....	2,250
Superintendent Division Appointments—Goodwin D. Ellsworth (N. C.).....	3,000
Assistants Division Appointments—Simon E. Sullivan (Md.), Lorel N. Morgan (W. Va.)..	2,000
Superintendent City Free Delivery Service—W. R. Eplman (Kas.).....	3,000
Assistant Superintendent City Free Delivery Service—Charles R. Hodges (Tex.).....	2,000
OFFICE SECOND ASSISTANT POSTMASTER-GENERAL.	
Second Assistant Postmaster-General—Joseph Stewart (Mo.).....	5,000
Chief Clerk—Alyne A. Fisher (Wt.).....	2,500
Superintendent of Railway Adjustments—Charles H. McBride (N. Y.).....	3,000
Assistant Superintendent of Railway Adjustments—George E. Bandel (Md.).....	2,250
Superintendent Division Miscellaneous Transportation—John McNitt, Jr. (Mich.).....	2,000
Superintendent Division Mail Equipment—Thomas P. Grafam (N. Y.).....	2,000
General Superintendent Railway Mail Service—Alexander H. Stephens (Cal.).....	4,000
Assistant General Superintendent Railway Mail Service—George B. Stone (N. Y.).....	3,500
Chief Clerk Railway Mail Service—Edward W. Chatterton (N. Y.).....	2,000
Superintendent Foreign Mails—Robert L. Maddox (Ky.).....	3,000
Assistant Superintendent Foreign Mails—Edwin Sands (N. Y.).....	2,500
OFFICE THIRD ASSISTANT POSTMASTER-GENERAL.	
Third Assistant Postmaster-General—Alexander M. Dockery (Mo.).....	5,000
Superintendent Foreign Mails—Basil Miles (Pa.)	3,000
Chief Clerk—William J. Barrows (Mo.).....	2,500
Superintendent of Money Order Division—Charles E. Matthews (Okla.).....	3,500
Chief Clerk of Money Order Division—Frank H. Rainey (D. C.).....	2,250
Superintendent Registry System—Clarence H. Buckler (Md.).....	2,500
Superintendent Division of Finance—William E. Buffington (Pa.).....	2,250
Superintendent Division of Stamps—William C. Fitch (N. Y.).....	2,750
Superintendent Classification Division—William C. Wood (Kas.).....	2,750
Chief Redemption Division—Edward McCauley (D. C.).....	2,000
Stamped Envelope Agent—William W. Barre (Neb.).....	2,500
OFFICE FOURTH ASSISTANT POSTMASTER-GENERAL.	
Fourth Assistant Postmaster-General—James I. Blakslee (Pa.).....	5,000
Chief Clerk—William J. Satterfield (W. Va.)	2,500
Superintendent Rural Mails—George L. Wood (Md.).....	3,000
Assistant Superintendent Div. Rural Mails—Edgar R. Ryan (Pa.).....	2,000
Chief Clerk Div. Rural Mails—Robert H. Prender (D. C.).....	2,000
Superintendent of Postoffice Supplies—James B. Cook (Md.).....	2,750
Superintendent Dead Letter Office—Marvin M. McLean (Tex.).....	2,750
Chief Clerk Dead Letter Office—Charles N. Dalzell (N. Y.).....	1,800
Topographer—David M. Hildreth (N. H.).....	2,750
POSTAL SAVINGS SYSTEM.	
Director—Carter B. Keene (Me.).....	5,000
Assistant Director—Charles H. Fullaway (Pa.).....	2,500
OFFICE OF AUDITOR FOR POSTOFFICE DEPARTMENT.	
Auditor—Charles A. Kram (Pa.).....	5,000
Assistant and Chief Clerk—Charles H. Keating (O.).....	3,000
Law Clerk—Faber Stevenson (O.).....	3,000
Expert Accountant—Lewis M. Bartlett (Mass.)	3,000
Chief Division of Postmasters' Accounts—T. H. Sweeney (Minn.).....	2,250
Division of Electrical Tabulation—Louis Brehm (Ill.), acting chief.....	2,000
Division of Warrant Payments—D. N. Burbank (N. Y.), chief.....	2,250
Division No. 1, Mechanical Tabulation—M. O. Accounts, Wm. H. Wanamaker (Minn.), chief.....	2,250
Division No. 2, Mechanical Tabulation—M. O. Accounts, J. H. Clark (Md.), chief.....	2,250
Division of Mails and Files—Chas. F. Cummins (Va.), chief.....	2,250
DEPARTMENT OF JUSTICE.	
Attorney-General—James C. McReynolds (Tenn.).....	\$12,000
Secretary to Attorney-General—John T. Suter (D. C.).....	3,000
Solicitor-General—John William Davis (W. Va.).....	10,000
Assistant Attorney-General—George C. Todd (N. Y.).....	7,000
Assistant Attorney-General—Winfred T. Denison (N. Y.).....	5,000

Assistant Attorney-General—Ernest Knaebel (Col.)	5,000
Assistant Attorney-General—Jesse C. Adkins	5,000
Assistant Attorney-General—Samuel H. Thompson, Jr. (Col.)	5,000
Assistant Attorney-General—Samuel J. Graham (Pa.)	5,000
Assistant Attorney-General—William Wallace, Jr. (Mont.)	5,000
Assistant Attorney-General (Department of Interior)—Preston C. West (Okla.)	5,000
Assistant Attorney-General—William H. Lewis (Mass.)	5,000
Solicitor for Department of State—Joseph W. Folk (Mo.)	5,000
Attorney in Charge of Titles—Henry L. Gilbert (Mich.)	3,500
Chief Clerk and Superintendent of Building—Orin J. Field (Kas.)	3,500
Disbursing Clerk—James H. Mackey (Col.)	2,750
Appointment Clerk—Chas. B. Sornborger (Vt.)	2,000
Attorney in Charge of Pardons—James A. Finch (N. Y.)	3,000
Solicitor of Treasury (Treasury Department)—William T. Thompson (Neb.)	5,000
Assistant Solicitor—Felix A. Reeve (Tenn.)	3,000
Chief Clerk Solicitor's Office (Treasury Department)—Charles E. Vrooman (Iowa)	2,000
Solicitor (Department of Commerce)—Albert Lee Thurman (O.)	5,000
Solicitor (Department of Labor)—William H. Lamar (Md.)	5,000
Assistant Solicitor (Department of Commerce)—Edward T. Quligley	3,000
Assistant Attorney-General (Postoffice Department)—Russell P. Goodwin (Ill.)	5,000
Solicitor Internal Revenue—Ellis C. Johnson (Wash.)	5,000
Superintendent of Prisons and Prisoners—Robert V. LaDow (N. Y.)	4,000
Chief Division of Investigation—Alexander B. Bielaski (Md.)	3,500
Chief of Division of Accounts—John J. Glover (O.)	2,500

INTERIOR DEPARTMENT.

Secretary—Franklin K. Lane (Cal.)	\$12,000
First Assistant Secretary—Andriens A. Jones (N. M.)	5,000
Assistant Secretary—Lewis C. Laylin (O.)	4,500
Chief Clerk—James I. Parker (Ind.)	4,000
Assistant Attorney-General—Preston C. West (Okla.)	5,000

GENERAL LAND OFFICE.

Commissioner—Clay Tallman (Nev.)	5,000
Asst. Commissioner—Charles M. Bruce (Va.)	3,500
Chief Clerk—Frank Bond (Wyo.)	2,750

OFFICE OF INDIAN AFFAIRS.

Commissioner—Cato Sells (Tex.)	5,000
Asst. Commissioner—Edgar B. Merritt (Ark.)	3,500
Second Assistant Commissioner—Charles F. Hauke (Wash.)	2,750

PENSION OFFICE.

Commissioner—Gaylord M. Seltzaber (Ohio)	5,000
Deputy Com'r—Edward G. Tierman (Mo.)	3,600
Chief Clerk—Frank D. Byington (Md.)	2,500
Medical Referee—Thomas Featherstonbaugh (N. Y.)	3,000

PATENT OFFICE.

Commissioner—Thomas Ewing (N. Y.)	5,000
First Assistant Commissioner—Robert T. Frazier (Tenn.)	4,500
Assistant Commissioner—James T. Newton (Ga.)	3,500
Chief Clerk—William F. Woolard (Ill.)	3,000

BUREAU OF EDUCATION.

Commissioner—Philander P. Claxton (Tenn.)	5,000
Chief Clerk—Lewis A. Kolbach (Pa.)	2,000

GEOLOGICAL SURVEY.

Director—George Otis Smith (Me.)	6,000
Chief Clerk—Henry C. Rizer (Kas.)	2,500

RECLAMATION SERVICE.

Director—Frederick H. Newell (Pa.)	7,500
Chief Engineer—Arthur P. Davis (Kas.)	6,000
Chief Clerk—Edwin G. Paul (Pa.)	2,400

BUREAU OF MINES.

Director—Joseph A. Holmes (N. C.)	6,000
Asst. and Chief Clerk—Van H. Manning (Miss.)	3,600

DEPARTMENT OF AGRICULTURE.

Secretary—David Franklin Houston (Mo.)	\$12,000
Asst. Secretary—Beverly T. Galloway (Mo.)	5,000
Chief Clerk—Robert M. Reese (D. C.)	3,500
Private Secretary to the Secretary of Agriculture—Wm. F. Callander (Ill.)	2,500
Private Secretary to the Assistant Secretary of Agriculture—Floyd R. Harrison (Va.)	2,250
Appointment Clerk—Richard W. Roberts (Ill.)	2,000
Solicitor—Francis G. Caffey (N. Y.)	5,000
Chief, Forest Service—Henry S. Graves (Conn.)	5,000
Chief, Weather Bureau—Charles F. Marvin (Ohio)	6,000
Chief, Bureau of Animal Industry—A. D. Meivin (Ill.)	5,000
Chief, Bureau of Plant Industry—William A. Taylor (Mich.)	5,000
Chief, Bureau of Chemistry—Carl L. Aisberg (Mass.)	5,000
Chief, Bureau of Soils—Milton Whitney (Md.)	4,000
Chief, Bureau of Entomology—L. O. Howard (N. Y.)	4,500
Chief, Bureau of Biological Survey—Henry W. Henshaw (Mass.)	3,500
Chief, Bureau of Statistics—Leon M. Estabrook (Texas)	4,000
Chief, Division of Accounts and Disbursements—A. Zappone (D. C.)	4,000
Chief, Division of Publications—Joseph A. Arnold (Ind.)	3,250
Chief, Office of Markets—Charles J. Brand (Ill.)	3,600
Chief, Office of Information—George W. Wharton (N. Y.)	2,500
Director, Office of Experiment Stations—A. C. True (Conn.)	4,500
Director, Office of Public Roads—L. W. Page (Mass.)	4,000
Chairman, Insecticide and Fungicide Board—John K. Hayward (N. Y.)	3,800
Chairman, Federal Horticultural Board—Charles L. Marlatt (Kas.)	4,000

INDEPENDENT BUREAUS.

INTERSTATE COMMERCE COMMISSION.

Chairman—Edgar E. Clark (Iowa)	\$10,000
Judson C. Clements (Ga.)	10,000
Charles A. Prouty (Vt.)	10,000
James S. Harlan (Ill.)	10,000
Chas. C. McChord (Ky.)	10,000
Balthasar H. Meyer (Wis.)	10,000
(Vacancy)	10,000
Secretary—George B. McGinty	5,000
Assistant Secretary—Aifred Holmead	3,000
Chief Clerk—Lester Sisler	2,500

GOVERNMENT PRINTING OFFICE.

Public Printer—Cornellus Ford (N. J.)	5,500
Deputy Public Printer—Henry T. Brian (Md.)	4,500
Chief Clerk—William J. Dow (Mo.)	2,500
Private Secretary—Joseph P. O'Lone (N. J.)	2,500
Superintendent of Work—Daniel V. Chisholm (S. C.)	3,600
Superintendent of Documents—Frank C. Wallace (Pa.)	3,500
Purchasing Agent—Edward S. Moores (Wis.)	3,600

UNITED STATES CIVIL SERVICE COMMISSION.

Commissioners—John A. McIlhenny (La.), president (\$4,500), Charles M. Galloway, (S. O.), Hermon W. Craven (Wash.)	\$4,000
Chief Examiner—George L. Wales (Vt.)	3,000
Secretary—John T. Doyle (N. Y.)	2,500

MINIMUM WAGE LAWS FOR WOMEN.

The following states enacted minimum wage laws for women during the legislative sessions of 1912 and 1913:

California, May 26, 1913.	(Oregon, Feb. 17, 1913.
Colorado, May 14, 1913.	Utah, March 18, 1913.
Massachusetts, June 4, 1912.	Washington, March 24, 1913.
Minnesota, April 26, 1913.	Wisconsin, Aug., 1913.
Nebraska, April 21, 1913.	

The Federal Judiciary.

SUPREME COURT.

Salaries: Chief justice, \$13,000; justices, \$12,000; clerk, \$6,000; marshal, \$3,500; reporter, \$4,500.
Chief Justice—Edward D. White, Louisiana...*1910
Associate Justices—Joseph R. Lamar, Georgia...1910
Joseph McKenna, California.....1898
Oliver W. Holmes, Massachusetts.....1902
William R. Day, Ohio.....1903
Horace H. Lurton, Tennessee.....1909
Charles E. Hughes, New York.....1910
Willis Van Devanter, Wyoming.....1910
Mahlon Pitney, New Jersey.....1912
Clerk—J. H. McKenney, District of Columbia...1889
Marshal—J. M. Wright, Kentucky.....1883
Reporter—C. H. Butler, New York.....1902
*Appointed associate justice, 1894.

COURT OF CLAIMS.

Salaries of judges, \$6,000 each; chief justice, \$6,500.
Chief Justice—Edward K. Campbell, Alabama...1913
Judges—Fenton W. Booth, Illinois.....1905
Samuel S. Barney, Wisconsin.....1906
C. B. Howry, Mississippi.....1897
George W. Atkinson, West Virginia.....1906

COURT OF CUSTOMS APPEALS

(Acts of Aug. 5, 1909, and Feb. 25, 1910.)

Salaries: Judges, \$7,000 each; marshal, \$3,000; clerk, \$2,500.
Presiding Judge—Robert M. Montgomery, Mich...1910
Associate Judges—James F. Smith, California...1910
Orion M. Barber, Vermont.....1910
Marion De Vries, California.....1910
George E. Martin, Ohio.....1911
Marshal—Frank H. Briggs, Maine.....1911
Clerk—Arthur B. Shelton, Dist. of Columbia...1910

COMMERCE COURT.

(Act of June 28, 1910.)

Salaries: Judges of the Commerce court received \$7,000 a year each as Circuit court judges and \$1,500 additional for expenses in Washington, where the court sat. The clerk got \$4,000 and the marshal \$3,000 a year. (The Court of Commerce was discontinued Dec. 31, 1913. See page 243.)
Judges—Martin A. Knapp, New York.....1913
Robert W. Archbald, Pennsylvania.....1911
William H. Hunt, Montana.....1911
John Emmett Carland, South Dakota.....1911
Julian W. Mack, Illinois.....1911
Marshal—Frank J. Starek, Ohio.....1911
Clerk—G. F. Snyder, West Virginia.....1911

CIRCUIT COURTS OF APPEALS.

FIRST CIRCUIT—Judges: Mr. Justice Oliver W. Holmes; circuit judges, W. L. Putnam, Frederick Dodge, George H. Bingham; district judges, Clarence Hale, Arthur L. Brown, Edgar Aldrich, James M. Morton, Jr.
SECOND CIRCUIT—Judges: Mr. Justice Charles E. Hughes; circuit judges, E. H. Lacombe, Henry G. Ward, Alfred C. Coxe, Martin A. Knapp; district judges, Julius M. Mayer, George C. Holt, George W. Ray, John R. Hazel, Charles M. Hough, Thomas L. Chatfield, Learned Hand, Van V. Veeder, James L. Martin.
THIRD CIRCUIT—Judges: Mr. Justice Mahlon Pitney; circuit judges, George Gray, Joseph Buffington, John B. McPherson; district judges, Edward G. Bradford, Joseph Cross, James B. Holland, J. W. Thompson, James S. Young, John Rellstab, Charles P. Orr, Charles B. Witzer.
FOURTH CIRCUIT—Judges: Mr. Chief Justice Edward D. White; circuit judges, Jeter C. Pritchard, Charles A. Woods; district judges, Benjamin F. Keller, Henry G. Connor, James E. Boyd, Edmund Waddill, Jr., H. Clay McDowell, Alston G. Dayton, John C. Rose, Henry A. M. Smith.
FIFTH CIRCUIT—Judges: Mr. Justice Joseph R. Lamar; circuit judges, D. A. Pardee, A. P. McCormick, David D. Shelby; district judges, W. T. Newman, Emory Speer, Thomas G. Jones, H. T. Toulmin, H. C. Niles, Aleck Boorman, Edward R. Meek, T. S. Maxey, Waller T. Burns, William

I. Grubb, Rufus E. Foster, William B. Sheppard, Gordon Russell, Rhydon M. Call.

SIXTH CIRCUIT—Judges: Mr. Justice William R. Day; circuit judges, Arthur C. Denison, Loyal E. Knappen, John W. Warrington; district judges, Walter Evans, A. M. J. Cochran, John E. McCall, John E. Sater, Edward T. Sanford, Clarence W. Sessions, J. M. Killits, H. C. Hollister, Arthur J. Tuttle, William L. Day.

SEVENTH CIRCUIT—Judges: Mr. Justice Horace H. Lurton; circuit judges, Francis E. Baker, William H. Seaman, C. G. Kohlsaat, Julian W. Mack; district judges, Albert B. Anderson, J. Otis Humphrey, K. M. Landis, A. L. Sanford, Francis M. Wright, George A. Carpenter, Ferdinand A. Geiger.

EIGHTH CIRCUIT—Judges: Mr. Justice Willis Van Devanter; circuit judges, W. H. Sanborn, William C. Hook, Elmer B. Adams, Walter I. Smith, John E. Carland; district judges, William H. Munger, Smith McPherson, Page Morris, Jacob Triebler, J. A. Riner, Charles F. Amidon, John A. Marshall, Henry T. Reed, J. C. Pollock, W. H. Pope, D. P. Dyer, T. C. Munger, R. E. Campbell, J. H. Cotteral, Robert E. Lewis, Charles A. Willard, A. S. Van Valkenburgh, Frank A. Youmans, James D. Elliott.

NINTH CIRCUIT—Judges: Mr. Justice Joseph McKenna; circuit judges, E. M. Ross, William B. Gilbert, W. W. Morrow, William H. Hunt; district judges, O. Wellborn, Sanford B. Dole, John T. De Bolt, W. J. Robinson, J. A. Matthewman, C. F. Parsons, C. E. Wolverton, William C. Van Fleet, E. S. Farrington, F. S. Dietrich, R. S. Bean, E. E. Cushman, A. Perry, W. L. Whitney, S. B. Kingsbury, C. D. Murane, Henry E. Cooper, A. G. M. Robertson, Charles F. Clemons, Frank H. Rudkin, George M. Bourquin, F. E. Fuller, Lyle A. Dickey, Jeremiah Neterer, Robert W. Jennings, Frederick M. Brown.

CIRCUIT COURT JUDGES.

Salaries of circuit judges, \$7,000 each.

FIRST JUDICIAL CIRCUIT—Districts of Maine, New Hampshire, Massachusetts, Rhode Island. Circuit judges, W. Putnam, Portland, Me., March 17, 1892; Frederic Dodge, Boston, Mass., July 23, 1912; George H. Bingham, Concord, N. H., June 5, 1913.

SECOND JUDICIAL CIRCUIT—Districts of Vermont, Connecticut, New York. Circuit judges, E. H. Lacombe, New York, N. Y., May 26, 1887; Alfred C. Coxe, New York, N. Y., June 3, 1902; Henry G. Ward, New York, N. Y., Dec. 17, 1907; Martin A. Knapp, Washington, D. C., Dec. 20, 1910; Henry Wade Rogers, 1913.

THIRD JUDICIAL CIRCUIT—Districts of New Jersey, Pennsylvania, Delaware. Circuit judges, Joseph Buffington, Pittsburgh, Pa., Sept. 25, 1906; George Gray, Wilmington, Del., Dec. 18, 1899; John B. McPherson, Philadelphia, Pa., April 3, 1912.

FOURTH JUDICIAL CIRCUIT—Districts of Maryland, Virginia, West Virginia, North Carolina, South Carolina. Circuit judges, Jeter C. Pritchard, Asheville, N. C., April 27, 1904; Charles A. Woods, Marion, S. C., June 5, 1913.

FIFTH JUDICIAL CIRCUIT—Districts of Georgia, Florida, Alabama, Mississippi, Louisiana, Texas. Circuit judges, Don A. Pardee, Atlanta, Ga., May 13, 1881; A. P. McCormick, Dallas, Tex., March 17, 1892; D. D. Shelby, Huntsville, Ala., March 2, 1899.

SIXTH JUDICIAL CIRCUIT—Districts of Ohio, Michigan, Kentucky, Tennessee. Circuit judges, Arthur C. Denison, Grand Rapids, Mich., Oct. 3, 1911; John W. Warrington, Cincinnati, O., March 16, 1909; Loyal E. Knappen, Grand Rapids, Mich., Jan. 31, 1910.

SEVENTH JUDICIAL CIRCUIT—Districts of Indiana, Illinois, Wisconsin. Circuit judges, Francis E. Baker, Indianapolis, Ind., Jan. 21, 1902; William H. Seaman, Milwaukee, Wis., March 1, 1905; Christian C. Kohlsaat, Chicago, Ill., March 18, 1905; Julian W. Mack, Washington, D. C., Jan. 31, 1911.

EIGHTH JUDICIAL CIRCUIT—Districts of Minnesota, North Dakota, South Dakota, Wyoming, Iowa, Missouri, Kansas, Arkansas, Nebraska, Colorado,

Utah, New Mexico, Oklahoma. Circuit judges, W. H. Sanborn, St. Paul, Minn., March 17, 1892; William C. Hook, Leavenworth, Kas., Nov. 17, 1903; Elmer B. Adams, St. Louis, Mo., Dec. 12, 1905; John E. Carland, Washington, D. C., Jan. 31, 1911; Waiter I. Spith, Council Bluffs, Iowa, Jan. 31, 1911.

NINTH JUDICIAL CIRCUIT—Districts of California, Montana, Washington, Idaho, Oregon, Nevada, Alaska, Arizona, Hawaii. Circuit judges, E. M. Ross, Los Angeles, Cal., Feb. 22, 1895; W. B. Gilbert, Portland, Ore., March 18, 1892; William W. Morrow, San Francisco, Cal., May 20, 1897; William H. Hunt, Washington, D. C., Jan. 31, 1911.

JUDGES OF THE UNITED STATES DISTRICT COURTS.

With date of commission. Salaries, \$6,000 each.

ALABAMA—Northern and Middle Districts.....	Thomas Goode Jones.....	Montgomery.....	Dec. 17, 1901
Southern District.....	H. T. Boulton.....	Mobile.....	Jan. 18, 1887
Northern District.....	William L. Grubb.....	Birmingham.....	May 30, 1905
ALASKA—First District.....	Robert W. Jennings.....	Juneau.....	May 6, 1913
Second District.....	C. D. Murane.....	Nome.....	July 5, 1910
Third District.....	Frederick M. Brown.....	Valdez.....	June 17, 1913
Fourth District.....	Frederick E. Fuller.....	Fairbanks.....	Aug. 16, 1912
ARIZONA.....	William H. Sawtelle.....	Phoenix.....	1913
ARKANSAS—Eastern District.....	Jacob Trieber.....	Little Rock.....	Jan. 9, 1901
Western District.....	Frank A. Youmans.....	Fort Smith.....	June 20, 1911
CALIFORNIA—Northern District.....	Maurice T. Dooling.....	San Francisco.....	1913
Southern District.....	Olin Welborn.....	Los Angeles.....	Mar. 1, 1895
COLORADO.....	Robert E. Lewis.....	Denver.....	Apr. 10, 1906
CONNECTICUT.....	(Vacancy).....	1913
CONNECTICUT.....	Edward Bradford.....	Wilmington.....	May 11, 1907
CONNECTICUT.....	Seth Shepard, Ch. J.....	Washington.....	Jan. 5, 1905
DISTRICT OF COLUMBIA.....	Wm. B. Sheppard.....	Pensacola.....	May 20, 1908
FLORIDA—Northern District.....	Rhodon M. Call.....	Jacksonville.....	Apr. 24, 1913
Southern District.....	William T. Newman.....	Atlanta.....	Aug. 13, 1886
GEORGIA—Northern District.....	Emory Speer.....	Macon.....	Feb. 18, 1885
Southern District.....	A. G. M. Robertson, Ch. J.....	Honolulu.....	May 15, 1911
HAWAII.....	Frank S. Dietrich.....	Boise.....	Dec. 17, 1907
IDAHO.....	Kenesaw M. Landis.....	Chicago.....	Mar. 18, 1905
ILLINOIS—Northern District.....	Geo. A. Carpenter.....	Chicago.....	Jan. 11, 1910
Eastern District.....	Francis M. Wright.....	Urbana.....	Mar. 17, 1905
Southern District.....	J. Otis Humphrey.....	Springfield.....	Mar. 8, 1901
INDIANA.....	E. B. Anderson.....	Indianapolis.....	Dec. 8, 1902
IOWA—Northern District.....	Henry T. Reed.....	Cresco.....	Mar. 7, 1904
Southern District.....	Smith McPherson.....	Red Oak.....	Dec. 7, 1900
KANSAS.....	John C. Pollock.....	Kansas City.....	Dec. 1, 1901
KENTUCKY—Eastern District.....	A. M. J. Cochran.....	Maysville.....	Dec. 17, 1901
Western District.....	Walter Evans.....	Louisville.....	Mar. 3, 1899
LOUISIANA—Eastern District.....	Rufus E. Foster.....	New Orleans.....	Feb. 2, 1909
Western District.....	Aleck Boarman.....	Shreveport.....	May 18, 1881
MAINE.....	Clarence Hale.....	Portland.....	July 1, 1902
MARYLAND.....	John C. Rose.....	Baltimore.....	Apr. 4, 1910
MASSACHUSETTS.....	James M. Morton, Jr.....	Boston.....	Aug. 12, 1912
MICHIGAN—Eastern District.....	Arthur J. Tuttle.....	Detroit.....	Aug. 6, 1912
Western District.....	C. W. Sessions.....	Grand Rapids.....	Oct. 3, 1911
MINNESOTA.....	Charles A. Willard.....	Minneapolis.....	May 18, 1909
MISSISSIPPI—Two Districts.....	Page Orr.....	New York.....	July 1, 1902
MISSOURI—Eastern District.....	Henry C. Niles.....	Kosciusko.....	Jan. 11, 1902
Western District.....	David P. Dyer.....	St. Louis.....	Mar. 1, 1907
MONTANA.....	A. S. Van Valkenburg.....	Kansas City.....	June 25, 1910
NEBRASKA.....	Geo. M. Bourquin.....	Butte.....	Mar. 8, 1912
NEVADA.....	William H. Munger.....	Omaha.....	Feb. 18, 1897
NEW HAMPSHIRE.....	T. C. Munger.....	Lincoln.....	Mar. 1, 1907
NEW JERSEY.....	E. S. Farrington.....	Carson.....	Jan. 10, 1907
NEW MEXICO.....	Edgar Aldrich.....	Littleton.....	Feb. 20, 1891
NEW YORK—Northern District.....	John Rellstab.....	Trenton.....	May 18, 1909
Southern District.....	Joseph Cross.....	Elizabeth.....	Mar. 17, 1905
NEW YORK—Northern District.....	William H. Pope.....	Roswell.....	Feb. 20, 1912
Southern District.....	George W. Ray.....	Newrich.....	Dec. 8, 1902
NEW YORK—Northern District.....	Julius M. Mayer.....	New York city.....	Feb. 26, 1912
Southern District.....	George C. Holt.....	New York city.....	1901
NEW YORK—Northern District.....	Charles M. Hough.....	New York city.....	June 27, 1905
Southern District.....	Learned Hand.....	New York city.....	Apr. 26, 1908
NORTH CAROLINA—Eastern District.....	Thos. I. Chatfield.....	Brooklyn.....	Jan. 9, 1907
Western District.....	Van V. Veeder.....	Brooklyn.....	Jan. 26, 1911
NORTH DAKOTA.....	John R. Hazel.....	Buffalo.....	June 5, 1900
OHIO—Northern District.....	Henry G. Connor.....	Wilson.....	May 25, 1909
Southern District.....	James E. Boyd.....	Greensboro.....	Jan. 9, 1901
OKLAHOMA—Eastern District.....	Charles F. Amlon.....	Fargo.....	Feb. 18, 1897
Western District.....	William L. Day.....	Cleveland.....	May 9, 1911
OREGON.....	John M. Elbits.....	Toledo.....	June 24, 1910
PENNSYLVANIA—Eastern District.....	H. C. Hollister.....	Cincinnati.....	Mar. 7, 1910
Western District.....	John E. Sater.....	Columbus.....	May 30, 1908
PENNSYLVANIA—Eastern District.....	Ralph E. Campbell.....	Muskogee.....	Jan. 13, 1908
Western District.....	John H. Cotteral.....	Guthrie.....	Jan. 13, 1908
OREGON.....	C. E. Wolverton.....	Portland.....	Jan. 10, 1906
PENNSYLVANIA—Eastern District.....	Robert S. Bean.....	Portland.....	Apr. 28, 1909
Western District.....	Jas. B. Holland.....	Philadelphia.....	Apr. 19, 1904
PENNSYLVANIA—Eastern District.....	J. Whitaker Thompson.....	Philadelphia.....	July 16, 1912
Middle District.....	Charles B. Wiltmer.....	Sunbury.....	May 2, 1911
Western District.....	James S. Young.....	Pittsburgh.....	Feb. 1, 1908
PORTO RICO.....	Charles P. Orr.....	Pittsburgh.....	Apr. 8, 1909
RHODE ISLAND.....	Jose C. Hernandez, Ch. J.....	Pan Juan.....	Apr. 9, 1909
SOUTH CAROLINA.....	Arthur L. Brown.....	Providence.....	Apr. 12, 1893
SOUTH DAKOTA.....	Henry A. M. Snullth.....	Charleston.....	June 7, 1911
TENNESSEE—Eastern and Middle Districts.....	James D. Elliott.....	Sloux Falls.....	June 7, 1911
Western District.....	Edward T. Sanford.....	Knoxville.....	May 18, 1908
Western District.....	John E. McCall.....	Memphis.....	Jan. 17, 1905

TEXAS—Eastern District.....	Gordon Russell.....	Tyler.....	June 6, 1910
Western District.....	Thomas S. Maxey.....	Austin.....	June 25, 1888
Northern District.....	Edw. R. Meek.....	Dallas.....	Feb. 15, 1899
Southern District.....	Waller T. Burns.....	Houston.....	July 1, 1902
UTAH.....	John A. Marshall.....	Salt Lake City.....	Feb. 4, 1896
VERMONT.....	Jas. L. Martin.....	Battleboro.....	Mar. 16, 1906
VIRGINIA—Eastern District.....	Edmund Waddill, Jr.....	Richmond.....	Mar. 22, 1898
Western District.....	H. Clay McDowell.....	Bigstone Gap.....	Dec. 18, 1901
WASHINGTON—Western District.....	Edward E. Cushman.....	Tacoma.....	May 1, 1912
Eastern District.....	Jeremiah Neterer.....	Seattle.....	July 21, 1913
WEST VIRGINIA—Northern District.....	Frank H. Rudkin.....	Spokane.....	Jan. 31, 1911
Southern District.....	Aiston G. Deaton.....	Phillips.....	Mar. 14, 1905
WISCONSIN—Eastern District.....	Benjamin F. Keller.....	Bramwell.....	July 1, 1901
Western District.....	Ferdinand A. Geiger.....	Milwaukee.....	Mar. 20, 1912
WYOMING.....	A. L. Sanborn.....	Madison.....	Jan. 9, 1905
	John A. Riner.....	Cheyenne.....	Sept. 22, 1890

UNITED STATES DISTRICT ATTORNEYS.

Alabama—Northern district, O. D. Street, Birmingham; middle district, Warren S. Reese, Montgomery; southern district, James B. Sloan, Mobile.

Alaska—First division, John Rustgard, Juneau; second division, F. M. Saxton, Nome; third division, Geo. R. Walker, Valdez; fourth division, Jas. J. Crossley, Fairbanks.

Arizona—Joseph E. Morrison, Tucson.

Arkansas—Eastern district, William G. Whipple, Little Rock; western district, J. V. Bourland, Fort Smith.

California—Northern district, Benjamin L. McKinley, San Francisco; southern district, Albert Schoonover, Los Angeles.

Colorado—Harry E. Kelly, Denver.

Connecticut—Frederick A. Scott, Hartford.

Delaware—John P. Nields, Wilmington.

District of Columbia—Clarence R. Wilson, Washington.

Florida—Northern district, Edward C. Love, Pensacola; southern district, Herbert S. Phillips, Jacksonville.

Georgia—Northern district, Alexander Hooper, Atlanta; southern district, Alexander Akerman, Macon.

Hawaii—Robert W. Breckons, Honolulu.

Idaho—C. H. Lingenfelter, Boise.

Illinois—Northern district, James H. Wilkerson, Chicago; eastern district, William E. Trautmann, Danville; southern district, William A. Northcott, Springfield.

Indiana—Charles W. Miller, Indianapolis.

Iowa—Northern district, Anthony Van Wagenen, Sioux City; southern district, Marcellus L. Temple, Des Moines.

Kansas—Fred Robertson, Topeka.

Kentucky—Western district, George Du Relle, Louisville; eastern district, Edwin P. Morrow, Covington.

Louisiana—Eastern district, Walter Gulon, New Orleans; western district, George W. Jack, Shreveport.

Maine—R. T. Whitehouse, Portland.

Maryland—John P. Hill, Baltimore.

Massachusetts—Asa P. French, Boston.

Michigan—Eastern district, Clyde I. Webster, Detroit; western district, Fred C. Wetmore, Grand Rapids.

Minnesota—Charles C. Houpt, St. Paul.

Mississippi—Northern district, Lester G. Fant, Oxford; southern district, Robert C. Lee, Vicksburg.

Missouri—Eastern district, Charles A. Houts, St. Louis; western district, Francis M. Wilson, Kansas City.

Montana—Burton K. Wheeler, Helena.

Nebraska—Francis S. Howell, Omaha.

Nevada—Samuel Platt, Carson City.

New Hampshire—Charles W. Hoitt, Nashua.

New Jersey—J. Warren Davis, Trenton.

New Mexico—(Vacancy).

New York—Northern district, John H. Gleason, Binghamton; southern district, H. Snowden Marshall, New York city; eastern district, William J. Youngs, Brooklyn; western district, John Lord O'Brian, Buffalo.

North Carolina—Eastern district, Herbert F. Seawell, Raleigh; western district, Alfred E. Holton, Winston.

North Dakota—Edward Engerud, Fargo.

Ohio—Northern district, Ulysses G. Denman, Cleveland; southern district, Sherman T. McPherson, Cincinnati.

Oklahoma—Eastern district, D. Hayden Linebaugh, Muskogee; western district, Homer N. Boardman, Guthrie.

Oregon—Clarence L. Reames, Portland.

Pennsylvania—Eastern district, Francis F. Kane, Philadelphia; middle district, Andrew B. Dunsmore, Scranton; western district, Edwin L. Humes, Pittsburgh.

Porto Rico—William N. Landers, San Juan.

Rhode Island—Walter R. Stiness, Providence.

South Carolina—Ernest F. Cochran, Charleston.

South Dakota—Robert P. Stewart, Sioux Falls.

Tennessee—Eastern district, Lewis M. Coleman, Knoxville; middle district, Abram M. Tillman, Nashville; western district, Casey Todd, Memphis.

Texas—Eastern district, James W. Ownby, Paris; northern district, James C. Wilson, Dallas; western district, J. L. Camp, San Antonio; southern district, Lock McDaniel, Houston.

Utah—Hiram E. Booth, Salt Lake City.

Vermont—Alex. Dunnett, Burlington.

Virginia—Eastern district, D. L. Groner, Richmond; western district, Barnes Gillespie, Roanoke.

Washington—Western district, Clay Allen, Seattle; eastern district, Oscar Cain, Spokane.

West Virginia—Northern district, H. Roy Waugh, Parkersburg; southern district, William G. Barnhart, Huntington.

Wisconsin—Eastern district, Guy D. Goff, Milwaukee; western district, John A. Aylward, Madison.

Wyoming—H. S. Ridgely, Cheyenne.

UNITED STATES MARSHALS.

Alabama—Northern district, Pope M. Long, Birmingham; middle district, Benjamin E. Walker, Montgomery; southern district, Gilbert B. Deans, Mobile.

Alaska—First division, Herbert L. Faulkner, Juneau; second division, Emmet R. Jordan, Nome; third division, F. R. Breneman, Valdez; fourth division, Lewis T. Erwin, Fairbanks.

Arizona—Charles A. Overlock, Tucson.

Arkansas—Eastern district, H. L. Rimmel, Little Rock; western district, John F. Mayes, Fort Smith.

California—Northern district, Charles T. Elliott, San Francisco; southern district, L. V. Youngworth, Los Angeles.

Colorado—Dewey C. Bailey, Denver.

Connecticut—Sidney E. Hawley, Hartford.

Delaware—George L. Townsend, Wilmington.

District of Columbia—Aulick Palmer, Washington.

Florida—Northern district, James B. Perkins, Pensacola; southern district, J. C. Brown, Tampa.

Georgia—Northern district, Howard Thompson, Atlanta; southern district, Joseph F. Davis, Macon.

Hawaii—E. R. Hendry, Honolulu.

Idaho—S. L. Hodgkin, Boise.

Illinois—Northern district, Luman T. Hoy, Chicago; eastern district, Charles P. Hitch, Danville; southern district, William H. Behrens, Springfield.

Indiana—Edward H. Schmidt, Indianapolis.
 Iowa—Northern district, Edward Knott, Dubuque; southern district, Frank B. Clark, Des Moines.
 Kansas—John R. Harrison, Topeka.
 Kentucky—Western district, George W. Long, Louisville; eastern district, Asbury B. Patrick, Covington.
 Louisiana—Eastern district, Victor Loisel, New Orleans; western district, Ben Ingouf, Shreveport.
 Maine—Henry W. Mayo, Portland.
 Maryland—George W. Padgett, Baltimore.
 Massachusetts—Guy Murchie, Boston.
 Michigan—Eastern district, M. D. Campbell, Detroit; western district, Nicholas J. Whelan, Grand Rapids.
 Minnesota—William H. Grimshaw, St. Paul.
 Mississippi—Northern district, Aaron M. Storer, Oxford; southern district, William O. Ligon, Jackson.
 Missouri—Eastern district, Edward F. Regenhardt, St. Louis; western district, Albert J. Martin, Kansas City.
 Montana—William Lindsay, Helena.
 Nebraska—William P. Warner, Omaha.
 Nevada—A. B. Gray, Carson City.
 New Hampshire—Eugene P. Nute, Concord.
 New Jersey—Thomas J. Alcott, Trenton.
 New Mexico—Andrew H. Hudspeth, Santa Fe.
 New York—Northern district, D. F. Breitenstein, Utica; southern district, William Henkel, New York city; eastern district, Charles J. Haubert, Brooklyn; western district, Henry L. Fassett, Elmira.
 North Carolina—Eastern district, Claudius Dockery, Raleigh; western district, William E. Logan, Greensboro.
 North Dakota—James F. Shea, Fargo.
 Ohio—Northern district, Charles W. Lapp, Cleve-

land; southern district, Eugene L. Lewis, Cincinnati.
 Oklahoma—Western district, William S. Cade, Guthrie; eastern district, A. B. Enloe, Jr., Muskogee.
 Oregon—John Montag, Portland.
 Pennsylvania—Eastern district, Frank J. Noonan, Philadelphia; middle district, James M. Yeager, Scranton; western district, Henry H. Wilson, Pittsburgh.
 Porto Rico—Harry S. Hubbard, San Juan.
 Rhode Island—Daniel R. Ballou, Providence.
 South Carolina—J. Duncan Adams, Charleston.
 South Dakota—Seth Bullock, Sioux Falls.
 Tennessee—Eastern district, James G. Crumbliss, Knoxville; middle district, John W. Overall, Nashville; western district, J. Sam Johnson, Memphis.
 Texas—Eastern district, Benjamin F. Sherrill, Sherman; northern district, William J. McDonald, Dallas; western district, John H. Rogers, San Antonio; southern district, Jacob A. Herring, Galveston.
 Utah—James H. Anderson, Salt Lake City.
 Vermont—Horace W. Bailey, Rutland.
 Virginia—Eastern district, Clarence G. Smithers, Norfolk; western district, Robert A. Fulwiler, Staunton.
 Washington—Eastern district, W. A. Halteman, Spokane; western district, Joseph R. H. Jacoby, Tacoma.
 West Virginia—Northern district, James E. Doyle, Parkersburg; southern district, Frank H. Tyree, Huntington.
 Wisconsin—Eastern district, H. A. Well, Milwaukee; western district, Rockwell J. Flint, Madison.
 Wyoming—Hugh L. Patton, Cheyenne.

SPEAKERS OF THE HOUSE.

CONGRESS.	Years.	Name.	State.	Born	Died	CONGRESS.	Years.	Name.	State.	Born	Died
1.....	1789-91	F. A. Muhlenberg.....	Pa.....	1750	1801	29.....	1845-47	J. W. Davis.....	Ind.....	1799	1850
2.....	1791-93	J. Trumbull.....	Conn.....	1740	1800	30.....	1847-49	R. C. Winthrop.....	Mass.....	1809	1894
3.....	1793-95	F. A. Muhlenberg.....	Pa.....	1750	1801	31.....	1849-51	Howell Cobb.....	Ga.....	1815	1868
4-5.....	1795-99	Jonathan Dayton.....	N. J.....	1760	1824	32-33.....	1851-55	Linn Boyd.....	Ky.....	1800	1859
6.....	1799-01	Theodore Sedgwick.....	Mass.....	1746	1813	34.....	1856-57	M. P. Banks.....	Mass.....	1816	1894
7-9.....	1801-07	Nathaniel Macon.....	N. C.....	1757	1837	35.....	1857-59	James L. Orr.....	S. C.....	1822	1873
10-11.....	1807-11	J. B. Varnum.....	Mass.....	1750	1821	36.....	1860-61	W. Pennington.....	N. J.....	1796	1862
12-13.....	1811-14	Henry Clay.....	Ky.....	1777	1852	37.....	1861-63	G. A. Grow.....	Pa.....	1823	1907
13.....	1814-15	Langdon Cheves.....	S. C.....	1776	1857	38-40.....	1863-69	S. Colfax.....	Ind.....	1823	1885
14-16.....	1815-20	Henry Clay.....	Ky.....	1777	1852	41-43.....	1869-75	J. G. Blaine.....	Me.....	1830	1893
17.....	1820-21	J. W. Taylor.....	N. Y.....	1784	1834	44.....	1875-76	M. C. Kerr.....	Ind.....	1827	1876
18.....	1821-23	P. P. Barbour.....	Va.....	1783	1841	44-46.....	1876-81	S. J. Randall.....	Pa.....	1828	1890
19.....	1823-25	Henry Clay.....	Ky.....	1777	1852	47.....	1881-83	J. W. Keifer.....	O.....	1836
20.....	1825-27	J. W. Taylor.....	N. Y.....	1784	1854	48-50.....	1883-89	J. G. Carlisle.....	Ky.....	1835	1910
20-23.....	1827-34	A. Stevenson.....	Va.....	1784	1857	51.....	1889-91	Thomas B. Reed.....	Me.....	1839	1902
23.....	1834-35	John Bell.....	Tenn.....	1797	1869	52-53.....	1891-95	C. F. Crisp.....	Ga.....	1845	1896
24-25.....	1835-39	James K. Polk.....	Tenn.....	1795	1849	54-55.....	1895-99	Thomas B. Reed.....	Me.....	1839	1902
26.....	1839-41	R. M. T. Hunter.....	Va.....	1809	1887	56-57.....	1890-03	D. B. Henderson.....	Iowa.....	1840	1906
27.....	1841-43	John White.....	Ky.....	1805	1845	58-61.....	1903-11	J. G. Cannon.....	Ill.....	1836
28.....	1843-45	J. W. Jones.....	Va.....	1805	1848	62.....	1911-14	Champ Clark.....	Mo.....	1850

ANNUAL PAY OF EUROPEAN SOVEREIGNS AND PRESIDENTS.

Austria-Hungary—\$4,250,000.
 Belgium—\$710,000; large income from various sources.
 Bulgaria—\$390,000.
 Denmark—\$270,000.
 France—\$120,000; expenses, \$120,000.
 Germany; Prussia—\$3,772,631.
 Bavaria—\$1,296,604.
 Saxony—\$852,000.
 Wurttemberg—\$485,975.
 Great Britain—\$2,350,000; annuities to members of royal family, \$530,000.

Greece—\$260,000.
 Italy—\$3,010,000.
 Netherlands—\$260,000; large income from royal domains.
 Norway—\$189,000.
 Roumania—\$240,000.
 Russia—\$8,497,000 (estimated).
 Serbia—\$240,000.
 Spain—\$1,400,000, exclusive of allowances to royal family.
 Turkey—\$4,500,000.

BEILISS RITUAL MURDER TRIAL.

Mendel Beiliss, a Jew, was arrested in Kiev, Russia, in 1911, on the charge of having taken the life of Andrew Yushinsky, a boy, in the performance of a religious ceremony or ritual. The victim's body was found March 25, that year, in a mutilated condition in a cave near Kiev. The trial began Oct. 8, 1913, and attracted widespread atten-

tion because of the unusual nature of the charge, which was attributed generally to the anti-Jewish agitation in Russia. The prosecution made strong efforts to convict the defendant, but there was practically no evidence against him and he was acquitted by the jury Nov. 10.

Sixty-Third Congress.

From March 4, 1913, to March 3, 1915.

SENATE.

President, Thomas R. Marshall, vice-president of the United States; compensation, \$12,000 a year. Democrats, 52; republicans, 43; progressive, 1. Compensation of senators, \$7,500 a year.

ALABAMA.		NEVADA.	
Frank D. Glass, Dem.	Birmingham. 1915	Francis G. Newlands, Dem.	Reno. 1915
John H. Bankhead, Dem.	Jasper. 1919	Key Pittman, Dem.	Tonopah. 1917
ARIZONA.		NEW HAMPSHIRE.	
Henry F. Ashurst, Dem.	Prescott. 1917	Jacob H. Gallinger, Rep.	Concord. 1915
Marcus A. Smith, Dem.	Tucson. 1915	Henry F. Hollis, Dem.	Concord. 1919
ARKANSAS.		NEW JERSEY.	
James P. Clarke, Dem.	Little Rock. 1915	James E. Martine, Dem.	Plainfield. 1917
Joseph T. Robinson, Dem.	Louoke. 1919	William Hughes, Dem.	Paterson. 1919
CALIFORNIA.		NEW MEXICO.	
George C. Perkins, Rep.	Oakland. 1915	Thomas B. Catron, Rep.	Santa Fe. 1917
John D. Works, Rep.	Los Angeles. 1917	Albert B. Fall, Rep.	Three Rivers. 1919
COLORADO.		NEW YORK.	
John F. Shafroth, Dem.	Denver. 1919	Elihu Root, Rep.	New York. 1915
Charles S. Thomas, Dem.	Denver. 1915	James A. O'Gorman, Dem.	New York. 1917
CONNECTICUT.		NORTH CAROLINA.	
Frank B. Brandegee, Rep.	New London. 1915	Lee S. Overman, Dem.	Sallsbury. 1915
George P. McLean, Rep.	Simsbury. 1917	F. M. Simmons, Dem.	Newbern. 1919
DELAWARE.		NORTH DAKOTA.	
Henry A. du Pont, Rep.	Winterthur. 1917	Porter J. McCumber, Rep.	Wahpeton. 1917
Willard Saulsbury, Dem.	Wilmington. 1919	Asle J. Gronna, Rep.	Lakota. 1915
FLORIDA.		OHIO.	
Duncan U. Fletcher, Dem.	Jacksonville. 1915	Theodore E. Burton, Rep.	Cleveland. 1915
Nathan P. Bryan, Dem.	Jacksonville. 1917	Atlee Pomerene, Dem.	Canton. 1917
GEORGIA.		OKLAHOMA.	
Hoke Smith, Dem.	Atlanta. 1915	Thomas P. Gore, Dem.	Lawton. 1915
Augustus O. Bacon, Dem.	Macon. 1919	Robert L. Owen, Dem.	Muskogee. 1919
IDAHO.		OREGON.	
James H. Brady, Rep.	Pocatello. 1915	George E. Chamberlain, Dem.	Portland. 1915
William E. Borah, Rep.	Boise. 1919	Henry Lane, Dem.	Portland. 1919
ILLINOIS.		PENNSYLVANIA.	
J. Hamilton Lewis, Dem.	Chicago. 1919	Boles Penrose, Rep.	Philadelphia. 1915
Lawrence Y. Sherman, Rep.	Springfield. 1915	George T. Oliver, Rep.	Pittsburgh. 1917
INDIANA.		RHODE ISLAND.	
Benjamin F. Shively, Dem.	South Bend. 1915	Henry F. Lippitt, Rep.	Providence. 1917
John W. Kern, Dem.	Indianapolis. 1917	Le Baron B. Colt, Rep.	Bristol. 1919
IOWA.		SOUTH CAROLINA.	
Albert B. Cummins, Rep.	Des Moines. 1915	Ellison D. Smith, Dem.	Florence. 1915
William S. Kenyon, Rep.	Fort Dodge. 1919	Benjamin R. Tillman, Dem.	Trenton. 1919
KANSAS.		SOUTH DAKOTA.	
Joseph L. Bristow, Rep.	Salina. 1915	Coe I. Crawford, Rep.	Huron. 1915
William H. Thompson, Dem.	Garden City. 1919	Thomas Sterling, Rep.	Vermillion. 1919
KENTUCKY.		TENNESSEE.	
William O. Bradley, Rep.	Louisville. 1915	Luke Lea, Dem.	Nashville. 1917
Ollie M. James, Dem.	Marion. 1919	John K. Shields, Dem.	Knoxville. 1919
LOUISIANA.		TEXAS.	
John R. Thornton, Dem.	Alexandria. 1915	Charles S. Culberson, Dem.	Dallas. 1917
Joseph E. Ransdell, Dem.	Lake Providence. 1919	Morris Sheppard, Dem.	Texarkana. 1919
MAINE.		UTAH.	
Charles F. Johnson, Dem.	Waterville. 1917	Reed Smoot, Rep.	Provo City. 1915
Edwin C. Burleigh, Rep.	Augusta. 1919	George Sutherland, Rep.	Salt Lake City. 1917
MARYLAND.		VERMONT.	
John Walter Smith, Dem.	Snow Hill. 1915	William P. Dillingham, Rep.	Montpellier. 1915
Blair Lee, Dem.	Silver Springs. 1917	Carroll S. Page, Rep.	Hyde Park. 1917
MASSACHUSETTS.		VIRGINIA.	
Henry Cabot Lodge, Rep.	Nabant. 1917	Claude A. Swanson, Dem.	Chatham. 1917
John W. Weeks, Rep.	West Newton. 1919	Thomas S. Martin, Dem.	Charlottesville. 1919
MICHIGAN.		WASHINGTON.	
Charles E. Townsend, Rep.	Jackson. 1917	Wesley L. Jones, Rep.	North Yakima. 1915
William A. Smith, Rep.	Grand Rapids. 1919	Miles Poindexter, Prog.	Spokane. 1917
MINNESOTA.		WEST VIRGINIA.	
Moses E. Clapp, Rep.	St. Paul. 1917	William E. Chilton, Dem.	Charleston. 1917
Knute Nelson, Rep.	Alexandria. 1919	Nathan Goff, Rep.	Clarksburg. 1919
MISSISSIPPI.		WISCONSIN.	
John Sharp Williams, Dem.	Benton. 1917	Isaac Stephenson, Rep.	Marquette. 1915
James K. Vardaman, Dem.	Jackson. 1919	Robert M. LaFollette, Rep.	Madison. 1917
MISSOURI.		WYOMING.	
William J. Stone, Dem.	St. Louis. 1915	Clarence D. Clark, Rep.	Evanston. 1917
James A. Reed, Dem.	Kansas City. 1917	Francis E. Warren, Rep.	Cheyenne. 1919
MONTANA.		OFFICERS OF SENATE.	
Henry L. Myers, Dem.	Hamilton. 1917	President.	Thomas R. Marshall, Indiana
Thomas J. Walsh, Dem.	Helena. 1919	President Pro Tempore.	James P. Clarke, Arkansas
NEBRASKA.		Secretary.	James Marlon Baker, South Carolina
Gilbert M. Hitchcock, Dem.	Omaha. 1917	Sergeant at Arms.	Charles P. Higgins, Missouri
Norris Brown, Rep.	McCook. 1919		

HOUSE OF REPRESENTATIVES.

Democrats, 291; republicans, 128; progressives, 15; independent, 1; total, 435. Asterisk (*) after name indicates that member served in 62d congress. †At large. Speaker, Champ Clark of Missouri; compensation of speaker, \$12,000; of other members of house, \$7,500 a year.

ALABAMA.

- John W. Abercrombie, † Dem.....Tuscaloosa
 1. George W. Taylor, * Dem.....Demopolis
 2. S. H. Dent, * Dem.....Montgomery
 3. Henry D. Clayton, * Dem.....Eufaula
 4. Frederick L. Blackmon, * Dem.....Anniston
 5. James Thomas Hefflin, * Dem.....Lafayette
 6. James Thomas Hefflin, * Dem.....Greensboro
 7. Richmond P. Hobson, * Dem.....Gadsden
 8. John L. Burnett, * Dem.....Huntsville
 9. William Richardson, * Dem.....Huntsville
 9. Oscar W. Underwood, * Dem.....Birmingham

ARIZONA.

- Carl Hayden, *† Dem.....Phoenix

ARKANSAS.

1. T. H. Caraway, Dem.....Jonesboro
 2. W. A. Oldfield, * Dem.....Batesville
 3. John C. Floyd, * Dem.....Harrison
 4. Otis T. Wingo, Dem.....DeQueen
 5. H. M. Jacoway, * Dem.....Dardanelle
 6. Samuel M. Taylor, Dem.....Pine Bluff
 7. William S. Goodwin, * Dem.....Warren

CALIFORNIA.

1. William Kent, Ind.....Kentland
 2. John E. Baker, Dem.....Alturas
 3. Charles F. Curry, Rep.....Sacramento
 4. Julius Kaha, * Rep.....San Francisco
 5. John I. Nolan, Prog, Rep.....San Francisco
 6. Joseph R. Knowland, * Rep.....Alameda
 7. Denver S. Church, Dem.....Fresno
 8. Everis A. Hayes, * Rep.....San Jose
 9. Charles W. Bell, Prog, Rep.....Pasadena
 10. William D. Stephens, * Prog, Rep.....Los Angeles
 11. William Kettner, Dem.....San Diego

COLORADO.

- Edward E. Taylor, *† Dem.....Glenwood Springs
 Edward Keating, † Dem.....Pueblo
 1. George J. Kindel, Dem.....Denver
 2. H. H. Seldomridge, Dem.....Colorado Springs

CONNECTICUT.

1. Augustine Lonergan, Dem.....Hartford
 2. Bryan F. Mahan, Dem.....New London
 3. Thomas L. Reilly, * Dem.....Meriden
 4. Jeremiah Donovan, Dem.....South Norwalk
 5. William Kennedy, Dem.....Naugatuck

DELAWARE.

- Franklin Brockson, † Dem.....Clayton

FLORIDA.

- Claude L'Engle, † Dem.....Jacksonville
 1. Stephen M. Sparkman, * Dem.....Tampa
 2. Frank Clark, * Dem.....Gainesville
 3. Emmett Wilson, Dem.....Pensacola

GEORGIA.

1. Charles C. Edwards, * Dem.....Savannah
 2. Frank Park, Dem.....Sylvester
 3. Charles R. Crisp, Dem.....Americus
 4. W. C. Adamson, * Dem.....Carrollton
 5. William Schley Howard, * Dem.....Decatur
 6. Charles L. Bartlett, * Dem.....Macon
 7. Gordon Lee, * Dem.....Chickamauga
 8. Samuel J. Tribble, * Dem.....Athens
 9. Thomas M. Bell, * Dem.....Gainesville
 10. Thomas W. Hardwick, * Dem.....Sandersville
 11. John R. Walker, Dem.....Valdosta
 12. Dudley M. Hughes, * Dem.....Danville

IDAHO.

- Addison T. Smith, † Rep.....Twin Falls
 Burton L. French, *† Rep.....Moscow

ILLINOIS.

- Lawrence B. Stringer, † Dem.....Lincoln
 William Elza Williams, † Dem.....Pittsfield
 1. Martin B. Madden, * Rep.....Chicago
 2. James R. Mann, * Rep.....Chicago
 3. George E. Gorman, Dem.....Chicago
 4. James T. McDermott, * Dem.....Chicago
 5. Adolph J. Sabath, * Dem.....Chicago
 6. James McAndrews, Dem.....Chicago
 7. Frank Buchanan, * Dem.....Chicago
 8. Thomas Gallagher, * Dem.....Chicago

9. Fred A. Britten, Rep.....Chicago
 10. Charles M. Thomson, Prog.....Chicago
 11. Ira C. Copley, * Rep.....Aurora
 12. William H. Hinebaugh, Prog.....Ottawa
 13. John C. McKenzie, * Rep.....Elizabeth
 14. Clyde H. Tavenner, Dem.....Cordova
 15. Stephen A. Hoxworth, Dem.....Rapatee
 16. Claude U. Stone, * Dem.....Peoria
 17. Louis FitzHenry, Dem.....Bloomington
 18. Frank T. O'Hair, Dem.....Paris
 19. Charles M. Borchers, Dem.....Decatur
 20. Henry T. Rainey, * Dem.....Carrollton
 21. James M. Graham, * Dem.....Springfield
 22. William N. Baltz, Dem.....Millstadt
 23. Martin D. Foster, * Dem.....Olney
 24. H. Robert Fowler, * Dem.....Elizabethtown
 25. Robert P. Hill, Dem.....Marion

INDIANA.

1. Charles Lieb, Dem.....Rockport
 2. William A. Cullop, * Dem.....Vincennes
 3. William E. Cox, * Dem.....Jasper
 4. Lincoln Dixon, * Dem.....North Vernon
 5. Ralph W. Moss, * Dem.....Brazil
 6. Finley H. Gray, * Dem.....Connorsville
 7. Charles A. Korbly, * Dem.....Indianapolis
 8. John A. M. Adair, * Dem.....Portland
 9. Martin A. Morrison, * Dem.....Frankfort
 10. John B. Peterson, Dem.....Crown Point
 11. George W. Rauch, * Dem.....Marion
 12. Cyrus Cline, * Dem.....Angola
 13. Henry A. Barnhart, * Dem.....Rochester

IOWA.

1. Charles A. Kennedy, * Rep.....Montrose
 2. Irvin S. Pepper, * Dem.....Muscatine
 3. Maurice Connolly, Dem.....Dubuque
 4. Gilbert N. Haugen, * Rep.....Northwood
 5. James W. Good, * Rep.....Cedar Rapids
 6. S. Kirkpatrick, Dem.....Ottumwa
 7. Solomon F. Prouty, * Rep.....Des Moines
 8. Horace M. Towner, * Rep.....Corning
 9. William R. Green, * Rep.....Audubon
 10. Frank P. Woods, * Rep.....Estherville
 11. George C. Scott, Rep.....Sloux City

KANSAS.

1. Daniel R. Anthony, Jr., * Rep.....Leavenworth
 2. Joseph Taggart, * Dem.....Kansas City
 3. P. P. Campbell, * Rep.....Pittsburg
 4. Dudley Doolittle, Dem.....Strogt City
 5. Guy T. Helverling, Dem.....Marysville
 6. John R. Connelly, Dem.....Colby
 7. George A. Neeley, Dem.....Hutchinson
 8. Victor Murdock, * Prog.....Winchita

KENTUCKY.

1. Alben W. Barkley, Dem.....Paducah
 2. Augustus O. Stanley, * Dem.....Henderson
 3. Robert Y. Thomas, * Dem.....Central City
 4. Ben Johnson, * Dem.....Bardstown
 5. Swager Sherley, * Dem.....Louisville
 6. Arthur B. Rouse, * Dem.....Burlington
 7. J. Campbell Cantrell, * Dem.....Georgetown
 8. Harvey Helm, * Dem.....Stanford
 9. W. J. Fields, * Dem.....Olive Hill
 10. John W. Langley, * Rep.....Pikeville
 11. Caleb Powers, * Rep.....Barbourville

LOUISIANA.

1. Albert Estopinal, * Dem.....Estopinal
 2. H. Garland Dupre, * Dem.....New Orleans
 3. Robert F. Broussard, * Dem.....New Iberia
 4. John T. Watkins, * Dem.....Minden
 5. Walter Elder, Dem.....Monroe
 6. Louis L. Morgan, Dem.....Covington
 7. Ladislav Lazaro, Dem.....Opelousas
 8. James B. Aswell, Dem.....Natchitoches

MAINE.

1. Asher C. Hinds, * Rep.....Portland
 2. Daniel J. McGillicuddy, * Dem.....Lewiston
 3. John A. Peters, Rep.....Ellsworth
 4. Frank E. Guernsey, * Rep.....Dover

MARYLAND.

1. J. Harry Covington, * Dem.....Easton
 2. Joshua F. C. Talbott, * Dem.....Lutherville

3. Charles T. Coady, Dem.....Baltimore
 4. J. Charles Linthicum,* Dem.....Baltimore
 5. Frank O. Smith, Dem.....Dunkirk
 6. David J. Lewis,* Dem.....Cumberland

MASSACHUSETTS.

1. Allen T. Treadway, Rep.....Stockbridge
 2. Frederick H. Gillett,* Rep.....Springfield
 3. Calvin D. Paige, Rep.....Southbridge
 4. Samuel E. Winslow, Rep.....Worcester
 5. John J. Rogers, Rep.....Lowell
 6. Augustus P. Gardner,* Rep.....Hamilton
 7. Michael P. Phelan, Dem.....Lynn
 8. Frederick S. Deltrick, Dem.....Cambridge
 9. Ernest W. Roberts,* Rep.....Chelsea
 10. William F. Murray,* Dem.....Boston
 11. Andrew J. Peters,* Dem.....Boston
 12. James M. Curley, Rep.....Boston
 13. John J. Mitchell, Dem.....Marlboro
 14. Edward Gilmore, Dem.....Brookton
 15. William S. Greene,* Rep.....Fall River
 16. Thomas C. Thacher, Dem.....Yarmouth

MICHIGAN.

- Patrick H. Kelley,† Rep.....Lansing
 1. Frank E. Doremus,* Dem.....Detroit
 2. Samuel W. Beakes, Dem.....Ann Arbor
 3. J. M. C. Smith,* Rep.....Charlotte
 4. Edward L. Hamilton,* Rep.....Niles
 5. Carl E. Mapes, Rep.....Grand Rapids
 6. Samuel W. Smith,* Rep.....Pontiac
 7. Louis C. Crampton, Rep.....Lapeer
 8. Joseph W. Fordney,* Rep.....Saginaw
 9. James C. McLaughlin,* Rep.....Muskegon
 10. Roy O. Woodruff, Prog.....Bay City
 11. Francis O. Lindquist, Rep.....Mount Pleasant
 12. William J. Macdonald, Prog.....

MINNESOTA.

- James Manahan,† Rep.....St. Paul
 1. Sydney Anderson,* Rep.....Lanesboro
 2. W. S. Hammond,* Dem.....St. James
 3. Charles R. Davis,* Dem.....St. Peter
 4. Frederick C. Stevens,* Rep.....St. Paul
 5. George R. Smith, Rep.....Minneapolis
 6. George A. Lindbergh,* Rep.....Little Falls
 7. Andrew J. Volstead,* Rep.....Granite Falls
 8. Clarence B. Miller,* Rep.....Duluth
 9. Halvor Stenerson,* Rep.....Crookston

MISSISSIPPI.

1. Ezekiel S. Candler, Jr.,* Dem.....Corinth
 2. Hubert D. Stephens,* Dem.....New Albany
 3. Benjamin G. Humphreys,* Dem.....Greenville
 4. Thomas U. Sisson,* Dem.....Winona
 5. Samuel A. Witherspoon,* Dem.....Meridian
 6. Byron P. Harrison,* Dem.....Gulfport
 7. Percy E. Quin, Dem.....McComb City
 8. James W. Collier,* Dem.....Vicksburg

MISSOURI.

1. James T. Lloyd,* Dem.....Shelbyville
 2. William W. Rucker,* Dem.....Keytesville
 3. Joshua W. Alexander,* Dem.....Gallatin
 4. Charles F. Booher,* Dem.....Savannah
 5. William F. Borland,* Dem.....Kansas City
 6. Clement C. Dickinson,* Dem.....Clinton
 7. Courtney W. Hamlin,* Dem.....Springfield
 8. Dorsey W. Shackelford,* Dem.....Jefferson City
 9. Champ Clark,* Dem.....Bowling Green
 10. Richard Bartholdt,* Rep.....St. Louis
 11. William L. Igoe, Dem.....St. Louis
 12. Leonidas C. Dyer,* Rep.....St. Louis
 13. Walter L. Hensley,* Dem.....Farmington
 14. Joseph J. Russell,* Dem.....Charleston
 15. Perl D. Decker, Dem.....Joplin
 16. Thomas L. Rubey,* Dem.....Lebanon

MONTANA.

- Thomas Stout,† Dem.....Lewistown
 John M. Evans,† Dem.....Missoula

NEBRASKA.

1. John A. Maguire,* Dem.....Lincoln
 2. C. O. Lobeck, Dem.....Omaha
 3. Dan V. Stephens,* Dem.....Fremont
 4. Charles H. Sloan,* Rep.....Geneva
 5. Silas R. Barton, Rep.....Grand Island
 6. Moses P. Kinkaid,* Rep.....O'Neill

NEVADA.

- E. E. Roberts,*† Rep.....Carson City

NEW HAMPSHIRE.

1. Eugene E. Reed, Dem.....Manchester
 2. Raymond B. Stevens, Dem.....Landall

NEW JERSEY.

1. William J. Browning,* Rep.....Camden
 2. J. Thompson Baker, Dem.....Wildwood
 3. Thomas J. Scully,* Dem.....South Amboy
 4. Allan B. Walsh, Dem.....Trenton
 5. William E. Tuttle, Jr.,* Dem.....Westfield
 6. Alexander C. Hart, Dem.....Hackensack
 7. Robert G. Bremner, Dem.....Paterson
 8. Eugene F. Kinkead,* Dem.....Jersey City
 9. Walter I. McCoy,* Dem.....East Orange
 10. Edward W. Townsend,* Dem.....Montclair
 11. John J. Eagan, Dem.....Jersey City
 12. James A. Hamill, Dem.....Weehawken

NEW MEXICO.

- Harvey B. Fergusson,† Dem.....Albuquerque

NEW YORK.

1. Lathrop Brown, Dem.....St. James
 2. Dennis J. O'Leary,* Dem.....Douglaston
 3. Frank E. Wilson,* Dem.....Brooklyn
 4. Harry H. Dale, Dem.....Brooklyn
 5. James P. Maher,* Dem.....Brooklyn
 6. William M. Calder,* Rep.....Brooklyn
 7. John J. Fitzgerald,* Dem.....Brooklyn
 8. Daniel J. Griffin, Dem.....Brooklyn
 9. James H. O'Brien, Dem.....New York
 10. Herman A. Metz, Dem.....Brooklyn
 11. Daniel J. Rlordan,* Dem.....New York
 12. Henry M. Goldfogel,* Dem.....New York
 13. George W. Loft, Dem.....New York
 14. Jefferson M. Levy,* Dem.....New York
 15. Michael P. Conry,* Dem.....New York
 16. Peter J. Dooling, Dem.....New York
 17. John F. Carew, Dem.....New York
 18. Thomas G. Patten,* Dem.....New York
 19. Walter M. Chandler, Prog.....New York
 20. Jacob H. Cantor, Dem.....New York
 21. Henry George, Jr.,* Dem.....New York
 22. Henry Bruckner, Dem.....New York
 23. Joseph A. Gouiden, Dem.....New York
 24. Woodson R. Oglesby, Dem.....Mohegan Park
 25. Benjamin I. Taylor, Dem.....Harrison
 26. Edmund Platt, Rep.....Poughkeepsie
 27. George McClellan, Dem.....Kinderhook
 28. Peter G. Ten Eyck, Dem.....Albany
 29. James S. Parker, Rep.....Salem
 30. Samuel Wallin, Rep.....Amsterdam
 31. Edward A. Merritt, Jr., Rep.....Potsdam
 32. Luther Mott,* Rep.....Oswego
 33. Charles A. Talcott,* Dem.....Utica
 34. George W. Fairchild,* Rep.....Oneonta
 35. John R. Clancy, Dem.....Syracuse
 36. Sereno E. Payne,* Rep.....Auburn
 37. Edwin S. Underhill,* Dem.....Bath
 38. Thomas B. Dunn, Rep.....Rochester
 39. Henry G. Danforth,* Rep.....Rochester
 40. Robert H. Gittins, Dem.....Niagara Falls
 41. Charles B. Smith, Dem.....Buffalo
 42. Daniel A. Driscoll,* Dem.....Buffalo
 43. Charles M. Hamilton, Rep.....Ripley

NORTH CAROLINA.

1. John H. Small,* Dem.....Washington
 2. Claude Kitchin,* Dem.....Scotland Neck
 3. John M. Faison,* Dem.....Faison
 4. Edward W. Pou,* Dem.....Smithfield
 5. Charles M. Stedman,* Dem.....Greensboro
 6. H. L. Godwin,* Dem.....Dunn
 7. Robert N. Page,* Dem.....Blisq
 8. R. L. Doughton,* Dem.....Laurel Springs
 9. Edwin J. Webb,* Dem.....Shelby
 10. James M. Gudger, Jr.,* Dem.....Asheville

NORTH DAKOTA.

1. Henry T. Helgeson,* Rep.....Milton
 2. George M. Young, Rep.....Valley City
 3. P. D. Norton, Rep.....Nottinger

OHIO.

- Robert Crosser,† Dem.....Cleveland
 1. Stanley E. Bowdle, Dem.....Cincinnati
 2. Alfred G. Allen,* Dem.....Cincinnati
 3. Warren Gard, Dem.....Hamilton

- 4. J. Henry Goeke,* Dem.....Wapakoneta
- 5. Timothy T. Ansberry,* Dem.....Defiance
- 6. Simeon D. Fess, Rep.....Yellow Springs
- 7. James D. Post,* Dem.....Washington C. H.
- 8. Frank B. Willis,* Rep.....Ada
- 9. Isaac E. Sherwood,* Dem.....Toledo
- 10. Robert M. Switzer,* Rep.....Waverly
- 11. Horatio C. Claypool,* Dem.....Chillicothe
- 12. Clement Brumbaugh, Dem.....Columbus
- 13. John A. Key, Dem.....Marion
- 14. William G. Sharp,* Dem.....Elyria
- 15. George White,* Dem.....Marietta
- 16. William B. Francis,* Dem.....Martinus Ferry
- 17. William A. Ashbrook,* Dem.....Johnstown
- 18. J. J. Whitacre,* Dem.....Canton
- 19. E. R. Bathrick,* Dem.....Akron
- 20. William Gordon, Dem.....Cleveland
- 21. Robert J. Bulkeley,* Dem.....Cleveland

OKLAHOMA.

- W. H. Murray,† Dem.....Tishomingo
- Claude Weaver,† Dem.....Oklahoma City
- J. B. Thompson,† Dem.....Pauls Valley
- 1. Bird S. McGuire,* Rep.....Pawnee
- 2. Dick T. Morgan,* Rep.....Woodward
- 3. James S. Davenport,* Dem.....Winita
- 4. Charles D. Carter,* Dem.....Ardmore
- 5. Scott Ferris,* Dem.....Lawton

OREGON.

- 1. Willis C. Hawley,* Rep.....Salem
- 2. Nicholas J. Sinnott, Rep.....The Dalles
- 3. A. Walter Laferty,* Prog. Rep.....Portland

PENNSYLVANIA.

- John M. Morin,† Rep.....Pittsburgh
- Frederick E. Lewis,† Rep.....Allentown
- Anderson H. Walters,† Rep.....Johnstown
- Arthur R. Ruple,† Prog. Rep.....Carlisle
- 1. William S. Vane, Rep.....Philadelphia
- 2. George S. Graham, Rep.....Philadelphia
- 3. J. Hampton Moore,* Rep.....Philadelphia
- 4. George W. Edmonds, Rep.....Philadelphia
- 5. Michael Donohoe,* Dem.....Philadelphia
- 6. J. Washington Logue, Dem.....Philadelphia
- 7. Thomas S. Butler,* Rep.....West Chester
- 8. Robert E. Diefenderfer,* Dem.....Jenkintown
- 9. William W. Griest,* Rep.....Lancaster
- 10. John R. Farr,* Rep.....Scranton
- 11. John J. Casey, Dem.....Wilkesbarre
- 12. Robert E. Lee,* Dem.....Pottsville
- 13. John H. Rothermel,* Dem.....Reading
- 14. William D. B. Alney,* Rep.....Montrose
- 15. Edgar R. Kless, Rep.....Williamsport
- 16. John V. Lesher, Dem.....Sunbury
- 17. Frank L. Dershem, Dem.....Lewisburg
- 18. Aaron S. Krelder, Rep.....Anville
- 19. Warren Worth Bailey, Dem.....Johnstown
- 20. Andrew R. Bradbeck, Dem.....Hanover
- 21. Charles E. Patton,* Rep.....Curwensville
- 22. Abraham L. Keister, Rep.....Scottsdale
- 23. Wooda N. Carr, Dem.....Uniontown
- 24. Henry W. Temple, Prog.....Washington
- 25. Milton W. Shreve, Rep.....Erie
- 26. A. Mitchell Palmer,* Dem.....Stroudsburg
- 27. J. N. Langham,* Rep.....Indiana
- 28. Willis J. Hullings, Prog.....Oil City
- 29. Stephen G. Porter,* Rep.....Pittsburgh
- 30. M. Clyde Kelly, Rep.....North Braddock
- 31. James F. Burke,* Rep.....Pittsburgh
- 32. Andrew J. Barchfeld,* Rep.....Pittsburgh

RHODE ISLAND.

- 1. George F. O'Shaughnessy,* Dem.....Providence
- 2. Peter Goelet Gerry, Dem.....Newport
- 3. Ambrose Kennedy, Rep.....Woonsocket

SOUTH CAROLINA.

- 1. Richard S. Whaley, Dem.....Charleston
- 2. James F. Byrnes,* Dem.....Aiken
- 3. Wyatt Alken,* Dem.....Abbeville
- 4. Joseph T. Johnson,* Dem.....Spartanburg
- 5. D. E. Finley,* Dem.....Yorkville
- 6. J. W. Ragsdale, Dem.....Florence
- 7. A. F. Lever,* Dem.....Lexington

SOUTH DAKOTA.

- 1. Charles H. Dillon, Rep.....Yankton
- 2. Charles H. Burke,* Rep.....Pierre
- 3. Eben W. Martin,* Rep.....Deadwood

TENNESSEE.

- 1. Sam R. Sells,* Rep.....Johnson City
- 2. Richard W. Austin,* Rep.....Knoxville
- 3. John A. Moon,* Dem.....Chattanooga
- 4. Cordell Hull,* Dem.....Carthage
- 5. William C. Houston,* Dem.....Woodbury
- 6. Joseph W. Byrns,* Dem.....Nashville
- 7. Lemuel P. Padgett,* Dem.....Columbia
- 8. Thetus W. Sims,* Dem.....Linden
- 9. Finis J. Garrett,* Dem.....Dresden
- 10. Kenneth D. McKellar,* Dem.....Memphis

TEXAS.

- Hatton W. Summers,† Dem.....Dallas
- Daniel E. Garrett,† Dem.....Houston
- 1. Horace W. Vaughan,* Dem.....Texarkana
- 2. Martlen Dies,* Dem.....Woodville
- 3. James Young,* Dem.....Kaufman
- 4. Sam Rayburn, Dem.....Bonham
- 5. Jack Beall,* Dem.....Waxahachie
- 6. Rufus Hardy,* Dem.....Corsicana
- 7. Alexander W. Gregg,* Dem.....Palestine
- 8. Joe H. Eagle, Dem.....Houston
- 9. George F. Burgess,* Dem.....Gonzales
- 10. John P. Buchanan, Dem.....Brenham
- 11. Robert L. Henry,* Dem.....Waco
- 12. Oscar Callaway,* Dem.....Comanche
- 13. John H. Stephens, Dem.....Vernon
- 14. James L. Slayden,* Dem.....San Antonio
- 15. John N. Garner,* Dem.....Uvalde
- 16. William R. Smith,* Dem.....Colorado

UTAH.

- Joseph Howell,† Rep.....Logan
- Jacob Johnson,† Rep.....Spring City

VERMONT.

- 1. Frank L. Green, Rep.....St. Albans
- 2. Frank Plumley,* Rep.....Northfield

VIRGINIA.

- 1. William A. Jones,* Dem.....Warsaw
- 2. Edward E. Holland,* Dem.....Suffolk
- 3. Andrew J. Montague, Dem.....Richmond
- 4. Walter A. Watson, Dem.....Jenning's Ordinary
- 5. Edward W. Saunders,* Dem.....Rocky Mount
- 6. Carter Glass,* Dem.....Lynchburg
- 7. James Hay,* Dem.....Madison
- 8. Charles C. Carlin,* Dem.....Alexandria
- 9. C. Bascomb Slemm,* Rep.....Big Stone Gap
- 10. Henry D. Flood,* Dem.....Appomattox

WASHINGTON.

- A. J. Falconer,† Prog.....Everett
- J. W. Bryan,† Prog.....Bremerton
- 1. W. E. Humphrey,* Rep.....Seattle
- 2. Albert Johnson, Rep.....Hoquiam
- 3. W. L. LaFollette,* Rep.....Pulman

WEST VIRGINIA.

- Howard Sutherland,† Rep.....Elkins
- 1. Matthew M. Neely, Dem.....Fairmont
- 2. William G. Brown, Jr.,* Dem.....Kingwood
- 3. Samuel V. Avis, Rep.....Charleston
- 4. Hunter H. Moss, Jr., Rep.....Parkersburg
- 5. James A. Hughes,* Rep.....Huntington

WISCONSIN.

- 1. Henry A. Cooper,* Rep.....Racine
- 2. Michael E. Burke,* Dem.....Beaver Dam
- 3. John M. Nelson,* Rep.....Madison
- 4. William J. Cary,* Rep.....Milwaukee
- 5. William H. Stafford,* Rep.....Milwaukee
- 6. Michael R. Reilly, Dem.....Fond du Lac
- 7. John J. Esch,* Rep.....LaCrosse
- 8. Edward E. Browne,* Rep.....Waupaca
- 9. Thomas F. Konop,* Dem.....Kewaunee
- 10. James A. Frear, Rep.....Hudson
- 11. Irvine L. Lenroot,* Rep.....Superior

WYOMING.

- Frank W. Mondell,† Rep.....Newcastle

DELEGATES.

- Alaska—James Wickersham,* Prog.....Fairbanks
- Hawaii—J. K. Kallianole, Rep.....Honolulu

COMMISSIONERS.

- Philippines—Manuel Quezon and Manuel Earnshaw
- Porto Rico—Luis Munoz Rivera*.....San Juan

OFFICERS OF HOUSE.

- Speaker.....Champ Clark, Missouri
- Clerk.....South Trimble, Kentucky
- Sergeant at Arms.....Robert B. Gordon, Ohio
- Doorkeeper.....Joseph J. Sinnott, District of Columbia

United States Diplomatic and Consular Service.

DIPLOMATIC SERVICE—DEC. 1, 1913.

Explanation—A. E. and P., ambassador extraordinary and plenipotentiary; E. E. and M. P., envoy extraordinary and minister plenipotentiary; M. R., minister resident; and C. G., minister resident and consul-general. Appointed by the president and confirmed by the senate.

Country.	Representative.	Location.	Appointed from.	Salary.
Argentina Republic.....	John W. Garrett, E. E. & M. P.	Buenos Aires	Maryland	\$12,000
	G. L. Lorillard, Sec. of Leg.	Buenos Aires	Rhode Island	2,625
Austria-Hungary.....	Frederic C. Penfield, A. E. & P.	Vienna	Pennsylvania	17,500
	U. Grant-Smith, Sec. of Emb.	Vienna	Pennsylvania	3,000
	Arthur H. Frazier, 2d Sec. of Emb.	Vienna	Pennsylvania	2,000
	Lieut.-Com. R. D. White, Nav. Att.	Vienna	Navy
Belgium.....	Capt. A. L. Briggs, Mil. Att.	Vienna	Army
	Theodore Marburg, E. E. & M. P.	Brussels	Maryland	12,000
Bolivia.....	Fred M. Dearing, Sec. of Leg.	Brussels	Missouri	2,625
	John D. O'Rear, E. E. & M. P.	LaPaz	Missouri	10,000
Brazil.....	C. E. Stangland, Sec. of Leg.	LaPaz	Washington	2,000
	Edwin V. Morgan, A. E. & P.	Rio de Janeiro	New York	17,500
Bulgaria.....	J. Butler Wright, Sec. of Leg.	Rio de Janeiro	Wyoming	3,000
	Charles J. Vopicka, E. E. & M. P.	Bucharest	Illinois	10,000
Chile.....	Charles Campbell, Jr., Sec. of Leg.	Bucharest	Virginia	2,000
	Henry P. Fletcher, E. E. & M. P.	Santiago	Pennsylvania	12,000
China.....	R. B. Harvey, Sec. of Leg.	Santiago	Maryland	2,625
	Paul S. Reinsch, E. E. & M. P.	Pekin	Wisconsin	12,000
Colombia.....	John Van A. Macmurray, Sec. of Leg.	Pekin	District of Columbia	2,625
	George T. Summerlin, 2d Sec. of Leg.	Pekin	Louisiana	1,800
	Lieut.-Com. L. A. Cotton, Nav. Att.	Pekin	Navy
	Maj. A. J. Bowley, Mil. Att.	Pekin	Army
Costa Rica and Nicaragua.....	Thaddeus A. Thomson, E. E. & M. P.	Bogota	Texas	10,000
	Leland Harrison, Sec. of Leg.	Bogota	Illinois	2,000
Cuba.....	Edward J. Hale, E. E. & M. P.	San Jose	North Carolina	10,000
	M. M. Langhorne, Sec. of Leg.	San Jose	Virginia	2,000
Denmark.....	William E. Gonzales, E. E. & M. P.	Havana	South Carolina	12,000
	Hugh S. Gibson, Sec. of Leg.	Havana	California	2,625
	F. T. Cox, 2d Sec. of Leg.	Havana	Pennsylvania	1,800
Dominican Republic.....	Maurice F. Egan, E. E. & M. P.	Copenhagen	Dist. of Columbia	10,000
	Alexander R. Magruder, Sec. of Leg.	Copenhagen	Maryland	2,000
Ecuador.....	James M. Sullivan, M. R. & C.-G.	Santo Domingo	New York	10,000
	Charles S. Hartman, E. E. & M. P.	Quito	Montana	10,000
France.....	W. P. Cresson, Sec. of Leg.	Quito	Nevada	2,000
	Myron T. Herrick, A. E. & P.	Paris	Ohio	17,500
	A. W. Bliss, Sec. of Emb.	Paris	New York	3,000
	S. Whitehouse, 2d Sec. of Emb.	Paris	New York	2,000
	W. D. Robbins, 3d Sec. of Emb.	Paris	Massachusetts	1,200
	Com. H. H. Hough, Nav. Att.	Paris	Navy
Germany.....	Maj. Spencer Cosby, Mil. Att.	Paris	Army
	James W. Gerard, A. E. & P.	Berlin	New York	17,500
	Joseph C. Grew, Sec. of Emb.	Berlin	Massachusetts	3,000
	W. Spencer, 2d Sec. of Emb.	Berlin	Pennsylvania	2,000
	A. B. Ruddock, 3d Sec. of Emb.	Berlin	Illinois	1,200
Great Britain.....	Lieut.-Com. W. R. Gherardi, Nav. Att.	Berlin	Navy
	Maj. George T. Langhorne, Mil. Att.	Berlin	Army
	Walter Hines Page, A. E. & P.	London	New York	17,500
	I. B. Laughlin, Sec. of Emb.	London	Pennsylvania	3,000
Greece.....	Edward Bell, 2d Sec. of Emb.	London	Nevada	2,000
	H. Johnson, 3d Sec. of Emb.	London	New Jersey	1,200
	Com. P. Symington, Nav. Att.	London	Navy
	Lieut.-Col. George O. Squier, Mil. Att.	London	Army
Guatemala.....	(Vacancy), E. E. & M. P.	Athens	10,000
	F. O. de Billier, Sec. of Emb.	Athens	District of Columbia	2,000
Haiti.....	William H. Leavell, E. E. & M. P.	Guatemala	Mississippi	10,000
	H. R. Wilson, Sec. of Leg.	Guatemala	Illinois	2,000
Honduras.....	Madison R. Smith, E. E. & M. P.	Port au Prince	Missouri	10,000
Italy.....	John Ewing, E. E. & M. P.	Tegucigalpa	Louisiana	10,000
	Thomas Nelson Page, A. E. & P.	Rome	Virginia	17,500
	Post Wheeler, Sec. of Emb.	Rome	Washington	3,000
Japan.....	A. Benson, 2d Sec. of Emb.	Rome	Pennsylvania	2,000
	Lieut.-Com. R. D. White, Nav. Att.	Rome	Navy
	Lieut.-Com. George M. Dunn, Mil. Att.	Rome	Army
	George W. Guthrie, A. E. & P.	Tokyo	Pennsylvania	17,500
	A. Bally-Blanchard, Sec. of Emb.	Tokyo	Louisiana	3,000
Luxemburg.....	R. B. Strassburger, 2d Sec. of Emb.	Tokyo	New York	2,000
	Frank D. Arnold, 3d Sec. of Emb.	Tokyo	Pennsylvania	1,200
	Lieut.-Com. L. A. Cotten, Nav. Att.	Tokyo	Navy
	Col. James A. Irons, Mil. Att.	Tokyo	Army
Liberia.....	Charles J. Arnell, Int.	Tokyo	Washington	3,600
	George W. Buckner, M. R. & C.-G.	Monrovia	Indiana	5,000
Mexico.....	Richard C. Bundy, Sec. of Leg.	Monrovia	Ohio	2,000
	Henry Van Dyke, E. E. & M. P.	The Hague	New Jersey	12,000
Montenegro.....	(Vacancy), A. E. & P.	Mexico	17,500
	N. O'Shaughnessy, Sec. of Emb.	Mexico	New York	3,000
Morocco.....	(Vacancy), E. E. & M. P.	Athens	10,000
	(Vacancy), E. E. & M. P.	Tangier	10,000

Country.	Representative.	Location.	Appointed from.	Salary.
Netherlands.....	Henry Van Dyke, E. E. & M. P.	The Hague.	New Jersey.	\$12,000
Nicaragua.....	James G. Bailey, Sec. of Leg.	The Hague.....	Kentucky.	2,825
Norway.....	Benjamin L. Jefferson, E. E. & M. P.	Managua.....	Colorado.	10,000
Panama.....	Albert G. Schmedeman, E. E. & M. P.	Christiana.....	Wisconsin.	10,000
Paraguay and Uruguay.....	F. M. Endicott, Sec. of Leg.	Panama.....	Massachusetts.	2,000
Persia.....	William J. Price, E. E. & M. P.	Panama.....	Kentucky.	10,000
Peru.....	Cyrus F. Wicker, Sec. of Leg.	Montevideo.....	New York.	2,000
Portugal.....	Nicolas A. Greystad, E. E. & M. P.	Teheran.....	District of Columbia.	10,000
Roumania and Servia.....	Charles W. Russell, E. E. & M. P.	Teheran.....	New York.	2,000
Russia.....	C. W. Wadsworth, Sec. of Leg.	Lima.....	Tennessee.	10,000
Salvador.....	Renton McMillin, E. E. & M. P.	Lima.....	California.	2,000
Serbia (see Roumania).	R. E. Penoyer, Sec. of Leg.	Lisbon.....	New Jersey.	10,000
Slam.....	Thomas H. Birch, E. E. & M. P.	Lisbon.....	Ohio.	2,000
Spain.....	W. W. Andrews, Sec. of Leg.	Bucharest.....	Illinois.	10,000
Sweden.....	Charles J. Vopelka, E. E. & M. P.	Bucharest.....	New York.	2,000
Switzerland.....	Chas. Campbell, Jr., Sec. of Leg. & C-G.	St. Petersburg.....	Maine.	3,000
Turkey.....	(Vacancy), A. E. & P.	St. Petersburg.....	Pennsylvania.	2,000
Uruguay and Paraguay.....	Charles S. Wilson, Sec. of Emb.	St. Petersburg.....	Pennsylvania.	2,000
Venezuela.....	F. A. Sterling, 2d Sec. of Emb.	St. Petersburg.....	Pennsylvania.	1,200
	F. R. Furness, 3d Sec. of Emb.	Paris.....	Navy.	10,000
	Com. H. H. Hough, Nav. Att.	San Salvador.....	Kansas.	10,000
	William Heimke, E. E. & M. P.	San Salvador.....	Dist. of Columbia.	2,000
	Thomas Hinckley, Sec. of Leg. & C-G.			
	Fred W. Carpenter, E. E. & M. P.		California.	10,000
	S. L. Crosby, Sec. of Leg. & C-G.	Bangkok.....	New York.	2,000
	Leng Hul, Int.	Bangkok.....		500
	Joseph E. Willard, A. E. & P.	Madrid.....	Virginia.	17,500
	Gustave Scholle, Sec. of Leg.	Madrid.....	Minnesota.	2,000
	Charles H. Graves, E. E. & M. P.	Stockholm.....	Minnesota.	10,000
	J. Caffery, Sec. of Leg.	Stockholm.....	Louisiana.	2,000
	Pleasant A. Stovall, E. E. & M. P.	Bern.....	Georgia.	10,000
	Henry Morgenthau, A. E. & P.	Constantinople.....	New York.	17,500
	Hoffman Philip, Sec. of Leg.	Constantinople.....	New York.	2,825
	Nicolas A. Greystad, E. E. & M. P.	Montevideo.....	Illinois.	10,000
	Preston McGoodwin, E. E. & M. P.	Caracas.....	Oklahoma.	10,000

UNITED STATES CONSULAR SERVICE.

Abbreviations: C-G., consul-general; C., consul; V-C., vice-consul; C. A., commercial agent.

CONSULS-GENERAL AT LARGE.

George H. Murphy, N. C.	\$5,000
Alfred L. M. Gottschalk, N. Y.	5,000
Charles C. Eberhart, Kansas.	5,000
James E. Dunning, Me.	5,000

ABYSSINIA.

Adis Ababa—(Vacancy), O., V. and D. C-G.	4,500
--	-------

ARGENTINE REPUBLIC.

Buenos Aires—R. M. Bartleman, Mass., C-G.	4,500
Rosario—T. B. Van Horne, O., V. and D. C.	2,500

AUSTRIA-HUNGARY.

Budapest—William Coffin, Ky.	3,500
Carlsbad—Charles L. Hoover, Mo., C.	3,000
Flume—Samuel H. Shank, Ind., C.	3,500
Prague—Frank Deedmeier, Ala., C.	3,500
Reichenberg—William J. Pike, Pa., C.	4,000
Trieste—C. Busser, Pa., C.	3,000
Vienqa—Charles Denby, Ind., C-G.	6,000

BELGIUM.

Antwerp—Henry W. Diederich, D. C., C-G.	5,500
Brussels—Ethebert Watts, Pa., C-G.	5,500
Ghent—Henry A. Johnson, D. C., C.	3,000
Liege—Alexander Helmgartner, O., C.	3,000

BRAZIL.

Bahia—David R. Birch, Pa., C.	4,000
Para—George H. Pickereil, O., C.	4,000
Pernambuco—P. M. Griffith, O., C.	4,000
Rio de Janeiro—Julius G. Lay, D. C., C-G.	8,000
Santos—Jay White, Mich., C.	4,000

CHILE.

Iquique—Percival Gassett, D. C., C.	3,000
Punta Arenas—Charles L. Latham, N. C., C.	3,000
Valparaiso—Alfred A. Winslow, Ind., C.	4,500

CHINA.

Amoy—Lester Maynard, Cal., C.	4,500
Antung—E. L. Neville, O., D. C., C.	2,500
Canton—Fleming D. Chesley, N. Y., C-G.	5,500
Chefoo—J. H. Arnold, Cal., C-G.	4,500
Chungking—E. C. Baker, Cal., C.	2,500
Fuchau—John Fowler, N. Y., C.	2,500
Hankow—Roger S. Greene, Mass., C-G.	4,500
Harbin—Southard P. Warner, D. C., C.	4,000
Mukden—F. D. Fisher, Ore., C-G.	4,500
Nanking—(Vacancy), C.	4,000
Newchwang—William P. Kent, Va., C-G.	4,500

Shanghai—Amos P. Wilder, Wis., C-G.	\$8,000
Swatow—Charles L. Williams, O., C.	2,500
Tientsin—S. S. Knabenshue, O., C-G.	5,500

COLOMBIA.

Barranquilla—Isaac A. Manning, Ore., C.	3,500
Bogota—(Vacancy), C-G.	3,500
Cartagena—Henry P. Starrett, Fla., C.	2,000

COSTA RICA.

Port Limon—Chester Donaldson, N. Y., C.	2,500
San Jose—Samuel T. Lee, Mich., C.	3,000

CUBA.

Cienfuegos—Max J. Baehr, Neb., C.	4,500
Havana—James L. Rodgers, O., C-G.	3,000
Santiago—R. E. Holaday, O., C.	4,500

DENMARK AND DOMINIONS.

Copenhagen—E. D. Winslow, Ill., C-G.	3,000
St. Thomas—C. H. Payne, W. Va., C.	3,000

DOMINICAN REPUBLIC.

Puerto Plata—C. M. Hathaway, Pa., C.	2,000
Santo Domingo—William W. Smith, O., C-G.	2,000

ECUADOR.

Guayaquil—Frederic W. Godling, Ill., C-G.	4,500
---	-------

FRANCE AND DOMINIONS.

Algiers—Dean B. Mason, O., C.	2,500
Bordeaux—Alfred K. Moe, N. Y., C.	4,000
Calais—James B. Milner, Ind., C.	3,000
Cognac—George H. Jackson, Conn., C.	2,500
Goree-Dakar—(Vacancy), C.	2,000
Grenoble—(Vacancy), C.	2,000
Guadeloupe—Frank A. Henry, N. Y., C.	2,000
Havre—John O. Osborne, Pa., C.	5,000
Limoges—Eugene I. Bellis, Mass., C.	2,500
Lyons—Carl B. Hurst, D. C., C.	5,000
Marseilles—Alphonse Gaultin, R. I., C-G.	5,500
Martinique—Thomas R. Wallace, Iowa, C.	2,500
Nantes—Walter H. Schultz, Okla., C.	3,000
Nice—W. D. Hunter, Minn., C.	2,500
Paris—A. M. Thacker, Pa., C-G.	12,000
Rheims—William Bardel, N. Y., C.	2,500
Roubaix—Joseph E. Haven, Ill., C.	2,500
Rouen—Lucien Memminger, S. C., C.	2,000
Saigon—(Vacancy), C.	2,000
St. Etienne—William H. Hunt, N. Y., C.	2,500
St. Pierre—St. P.—John K. Baxter, Tenn., C.	2,000
Tabiti—James H. Goodler, N. Y., C.	2,000

Tamatave—James G. Carter, Ga., C.....	\$2,500	Port Louis—(Vacancy), C.....	\$2,000
GERMAN EMPIRE.			
Aix la Chapelle—(Vacancy), C.....	3,000	Prescott—Martin E. Sackett, N. Y., C.....	2,500
Apla—Mason Mitchell, N. Y., C.....	3,500	Quebec—Gebhard Wilrich, Wis., C.....	3,500
Barmen—George E. Eager, Ill., C.....	3,500	Rangoon—M. K. Moorhead, Pa., C.....	3,500
Berlin—(Vacancy), C. G.....	8,000	Rimouski—F. M. Ryder, Conn., C.....	3,500
Bremen—William T. Pee, O., C.....	5,000	St. John, N. B.—Henry S. Culver, O. G.....	3,000
Breslau—Herman L. Spahr, S. C., C.....	2,500	St. John's, N. F.—Jas. S. Benedict, N. Y., C.....	2,500
Brussels—T. J. Albert, Md., C.....	2,500	St. John's, Que.—(Vacancy), C.....	2,500
Chemnitz—Thomas H. Norton, O., C.....	3,500	St. Stephen—C. A. McCullough, Me., C.....	2,000
Cologne—(Vacancy), C.....	4,500	Sandakan—(Vacancy), C.....	3,000
Dresden—Leo A. Bergholz, N. Y., C. G.....	3,500	Sarnia—Fred C. Slater, Kas., C.....	2,500
Erfurt—Graham H. Kemper, Ky., C.....	2,500	Sault Ste. Marie—Geo. W. Shotts, Mich., C.....	2,500
Frankfort-on-Main—Heaton W. Harris, O., C. G.....	5,500	Sheffield—Robert J. Thompson, Ill., C.....	3,000
Hamburg—Robert P. Skinner, O., C. G.....	8,000	Sherbrooke—Charles N. Daniels, Conn., C.....	3,500
Hanover—Albert H. Michelson, Mass., C.....	3,000	Sierra Leone—William J. Yerby, Tenn., C.....	2,000
Kehl—Milo A. Jewett, Mass., C.....	3,000	Singapore—E. S. Cunningham, Tenn., C. G.....	4,500
Leipzig—Nicholas R. Snyder, Pa., C.....	4,000	Southampton—Albert W. Swalm, Iowa, C.....	4,500
Magdeburg—A. W. Donegan, Ala., C.....	2,500	Suva—(Vacancy), C.....	2,000
Maunheim—William C. Teichmann, Mo., C.....	3,500	Swansea—C. L. Livingston, Pa., C.....	3,000
Munich—T. St. John Gaffney, N. Y., C. G.....	4,500	Sydney, N. S.—Charles M. Freeman, N. H., C.....	3,000
Nuremberg—George N. Ifft, Idaho, C.....	4,000	Sydney, N. S. W.—John P. Bray, N. D., C. G.....	5,500
Plauen—Robert E. Mosher, D. C., C.....	4,000	Toronto—(Vacancy), C.....	4,000
Stettin—H. C. A. Damm, Tenn., C.....	2,500	Trinidad—Andrew J. McConnico, Miss., C.....	3,000
Stuttgart—Edward Higgins, Mass., C.....	4,000	Turks Island—Charles Forman, La., C.....	2,000
Tsingtau, China—James C. McNally, Pa., C.....	4,000	Vancouver—Robert E. Mansfield, Ind., C. G.....	4,500
GREAT BRITAIN.			
Aden—Felix W. Smith, N. Y., C.....	2,500	Victoria—A. E. Smith, Ill., C.....	4,000
Auckland—William A. Prickett, N. J., C. G.....	4,500	Windsor, Ont.—H. A. Conant, Mich., C.....	2,500
Barbados—Chester W. Martin, Mich., C.....	3,000	Winnipeg—Frank Dillingham, Cal., C. G.....	4,500
Belfast—Hunter Sharp, N. C., C.....	5,000	Yarmouth—A. J. Fleming, Mo., C.....	2,500
Belize—William L. Avery, Mont., C.....	2,500	GREECE.	
Birmingham—Albert Halstead, D. C., C.....	4,500	Athens—William H. Gale, Va., C. G.....	3,000
Bombay—(Vacancy), C.....	4,000	Patras—Arthur B. Cooke, S. C., C.....	2,000
Bradford—A. E. Ingram, Cal., C.....	3,500	GUATEMALA.	
Bristol—Roger C. Tredwell, Ind., C.....	2,000	Guatemala—George A. Bucklin, Jr., Okla., C. G.....	3,500
Burslem—Robert S. S. Bergh, N. D., C.....	3,000	HAITI.	
Calcutta—James A. Smith, Vt., C. G.....	6,000	Cape Haitien—L. W. Livingston, Fla., C.....	2,000
Calgary—Samuel C. Reat, Ill., C.....	3,000	Port au Prince—John B. Terres, N. Y., C.....	3,000
Campbellton—T. Botkin, Utah, C.....	2,000	HONDURAS.	
Cape Town—(Vacancy), C. G.....	6,000	Celba—Harold D. Clunn, N. Y., C.....	2,000
Cardiff—Lorin A. Lathrop, Cal., C.....	2,500	Puerto Cortes—David J. D. Myers, Ga., C.....	2,500
Charlottetown—Wesley Frost, Ky., C.....	2,000	Teguicalpa—A. T. Haerberle, Mo., C.....	2,500
Colombo—Charles K. Moser, Va., C.....	3,000	ITALY.	
Cork—George E. Chamberlin, N. Y., C.....	2,500	Catania—Alexander W. Weddell, Va., C.....	3,000
Cornwall—Giles R. Taggart, N. J., C.....	2,000	Florence—Leo J. Keena, Mich., C.....	3,000
Darwin—George C. Cole, W. Va., C.....	5,000	Genoa—John E. Jones, D. C., C. G.....	4,500
Dublin—Edward L. Adams, N. Y., C.....	4,000	Leghorn—Benjamin F. Chase, Pa., C.....	3,000
Dodge—E. H. Dennison, O., C.....	4,000	Milan—N. B. Stewart, Ga., C.....	4,000
Dufferinville—Howard D. Van Sant, N. J., C.....	4,000	Napies—William W. Handley, N. Y., C.....	4,000
Durban—Stuart J. Fuller, C.....	3,500	Palermo—Hernando de Soto, Cal., C.....	3,500
Edinburgh—Rufus Fleming, O., C.....	3,500	Rome—Chapman Coleman, Ky., C.....	3,500
Fernie—Frank C. Deans, Vt., C.....	2,000	Tripoli—John Q. Wood, Hawaii, C.....	2,500
Fort Erie—H. J. Harvey, N. Y., C.....	2,000	Turin—Charles B. Perry, Neb., C.....	2,000
Georgetown—Rea Hanna, N. Y., C.....	3,500	Venice—James V. Long, Pa., C.....	2,000
Gibraltar—R. L. Sprague, Mass., C.....	2,500	JAPAN.	
Glasgow—John N. McCunn, Wis., C.....	4,500	Dalny—Albert H. Pontius, Minn., C.....	3,500
Halfax—Evan E. Young, D. C., C. G.....	4,500	Kobe—George N. West, D. C., C.....	5,000
Hamilton, Ber.—W. M. Greene, R. I., C.....	2,500	Nagasaki—Carl F. Deichman, Mo., C.....	3,500
Hamilton, Ont.—James M. Shepard, Mich., C.....	3,000	Seoul—G. H. Seidmore, Wis., C. G.....	5,500
Hobart—George M. Hanson, Utah, C.....	2,000	Tokushima—A. A. Williamson, C.....	3,000
Hongkong—George E. Anderson, Ill., C. G.....	8,000	Yokohama—Thomas Sammons, Wash., C. G.....	6,000
Huddersfield—Franklin D. Hale, Vt., C.....	3,000	KONGO.	
Hull—Lewis W. Haskell, S. C., C.....	2,500	Boma—(Vacancy), C. G.....	4,500
Johannesburg—Edwin N. Gunsaults, O., C.....	5,000	LIBERIA.	
Karachi—Stuart K. Lupton, Tenn., C.....	4,500	Monrovia—Geo. W. Buckner, Ind., C. G.....	5,000
Kingston, Jamaica—Thos. W. Peters, D. C., C.....	4,500	MEXICO.	
Kingston, Ont.—Felix S. S. Johnson, N. J., C.....	2,500	Acapulco—C. S. Edwards, Minn., C.....	2,500
Leeds—H. M. Byington, Conn., C.....	2,500	Aguascalientes—Gaston Schmutz, La., C.....	2,000
Liverpool—H. L. Washington, D. C., C.....	8,000	Chihuahua—Marion Letcher, Ga., C.....	2,500
London—John L. Griffiths, Ind., C. G.....	12,000	Ciudad Juarez—T. D. Edwards, S. D., C.....	2,500
Madras—Jose de Olivares, N. Y., C.....	3,000	Ciudad Porfirio Diaz—(Vacancy), C.....	2,500
Malta—James O. Lang, Mo., C.....	2,500	Durango—Theodore C. Haman, Va., C.....	2,000
Manchester—William H. Robertson, Va., C.....	6,000	Espanada—(Vacancy), C.....	2,000
Manchester—W. C. Magelssen, Minn., C. G.....	2,000	Frontenac—A. J. Lessus, N. Y., C.....	3,000
Moncton—M. J. Hendrick, N. Y., C.....	2,000	Guadalajara—(Vacancy), C.....	3,500
Montreal—William H. Bradley, Ill., C. G.....	6,000	Hermosillo—Louis Hostetter, Neb., C.....	2,500
Nassau—Henry D. Baker, Ill., C.....	3,000	La Paz—L. N. Sullivan, Pa., C.....	2,000
Newcastle, N. S. W.—G. B. Killmaster, Mich., C.....	3,000	Manzanillo—Milton B. Kirk, Ill., C.....	2,000
Newcastle-on-Tyne—Walter C. Hamm, Pa., C.....	3,000	Matamoros—J. H. Johnson, Tex., C.....	2,500
Niagara Falls—E. W. Trimmer, N. Y., C.....	2,000	Mazatlan—William E. Alger, Mass., C.....	2,500
Nottingham—Samuel M. Taylor, O., C.....	4,500	Mexico—Arnold Shanklin, Mo., C. G.....	6,000
Orilla—Harry P. Dill, Me., C.....	2,500	Monterey—P. C. Hanna, Iowa, C. G.....	3,500
Ottawa—John G. Foster, Vt., C. G.....	6,000	Nogales—(Vacancy), C.....	2,500
Owen Sound—North Winslow, Ga., C.....	2,500	Nuevo Laredo—A. B. Garrett, W. Va., C.....	2,500
Plymouth—J. G. Stephens, Ind., C.....	2,500	Progreso—Wilbur T. Gracey, Mass., C.....	3,000
Port Antonio—Julius D. Dreher, S. C., C.....	3,000	Salina Cruz—(Vacancy), C.....	2,000
Port Elizabeth—E. A. Wakefield, Me., C.....	3,500	Saltillo—(Vacancy), C.....	2,000
		Sau Luis Potosi—W. L. Bonney, Ill., C.....	2,500

Tampico—Clarence A. Miller, Mo., C.....	\$3,000	Warsaw—Thomas E. Heenan, Minn., C.....	\$4,000
Tapachula—(Vacancy), C.....	2,000	SALVADOR.	
Vera Cruz—William W. Canada, Ind., C.....	4,500	San Salvador—Thomas Hinckley, D. C., C-G..	3,500
MOROCCO.			
Taugier—Maxwell Blake, Mo., C-G.....	3,500	SERVA.	
NETHERLANDS.			
Amsterdam—Frank W. Mahin, Iowa, C.....	5,000	Belgrade—Maddin Summers, Tenn., C.....	2,000
Batavia—B. S. Raldrin, Me., C.....	3,000	SIAM.	
Curacao—Elias H. Cheney, N. H., C.....	2,500	Bangkok—Sheldon L. Crosby, N. Y., C-G.....	2,000
Rotterdam—Soren Listoe, Minn., C-G.....	5,500	SPAIN.	
NICARAGUA.			
Bluefields—Arthur J. Clare, D. C., C.....	3,500	Barcelona—Henry H. Morgan, La., C-G.....	5,500
Cape Gracias a Dios—(Vacancy), C.....	2,000	Jeres de la Frontera—W. R. Dorsey, Md., C..	2,500
Corinto—(Vacancy), C.....	3,000	Madrid—F. T. F. Dumont, Pa., C.....	2,500
Managua—(Vacancy), C.....	3,000	Malaga—Robert Frazer, Jr., Pa., C.....	3,000
NORWAY.			
Bergen—B. M. Rasmussen, Iowa, C.....	2,500	Seville—Charles S. Winans, Mich., C.....	3,000
Christiania—Charles A. Holder, Col., C-G.....	3,000	Tenerife—Homer Brett, Miss., C.....	2,500
Stavanger—Walter A. Leonard, Ill., C.....	2,000	Valencia—Claude I. Dawson, S. C., C.....	2,500
OMAN.			
Maskat—(Vacancy), C.....	2,000	SWEDEN.	
PANAMA.			
Colon—James C. Kellogg, La., C.....	4,000	Gothenburg—Douglas Jenkins, S. C., C.....	2,500
Panama—A. G. Snyder, W. Va., C-G.....	5,500	Stockholm—Ernest L. Harris, Ill., C-G.....	3,500
PARAGUAY.			
Asuncion—Cornelius Ferris, Jr., Cal., C.....	2,000	SWITZERLAND.	
PERSIA.			
Tabriz—Gordon Paddock, N. Y., C.....	3,000	Basel—Philp Holland, Tenn., C.....	3,500
Teheran—C. W. Wadsworth, N. Y., C-G.....	2,000	Bern—George Helmrod, Neb., C.....	3,500
PERU.			
Callao—(Vacancy), C.....	4,500	Geneva—Francis B. Keene, Wis., C.....	3,500
Iquitos—(Vacancy), C.....	3,000	St. Gall—D. I. Murphy, D. C., C.....	4,500
PORTUGAL.			
Lisbon—Will L. Lowrie, Ill., C-G.....	3,500	Zurich—David F. Wilber, N. Y., C-G.....	4,500
Lourenco Marquez—G. A. Chamberlain, N. M., C.	5,000	TURKEY.	
St. Michels—Edward A. Creevey, N. J., C.....	3,000	Aleppo—J. B. Jackson, O., C.....	3,000
ROUMANIA.			
Bucharest—Charles Campbell, Jr., Va., C-G....	2,000	Alexandria—Arthur Garels, Mo., C.....	3,500
RUSSIA.			
Batum—Leslie A. Davis, N. Y., C.....	2,500	Bagdad—Emil Sauer, Tex., C.....	3,500
Moscow—J. H. Snelgrass, W. Va., C-G.....	5,500	Beirut—W. S. Hollis, Mass., C-G.....	4,500
Odessa—John H. Grout, Mass., C.....	3,500	Cairo—Olney Arnold, R. I., C-G.....	6,500
Riga—William F. Doty, N. J., C.....	3,000	Constantinople—G. B. Ravnal, S. D., C-G....	6,000
St. Petersburg—Jacob E. Conner, Iowa, C.....	5,500	Harput—W. W. Masterson, Ky., C.....	3,000
Vladivostok—John F. Jewell, Ill., C.....	3,500	Jerusalem—(Vacancy), C.....	3,000
FOREIGN LEGATIONS IN THE UNITED STATES.			

Argentine Republic—Senor Don Romulo S. Naon, E. E. and M. P.
 Dr. Edouard Lebourg, secretary of legation.
 Austria-Hungary—Dr. Constantin T. Dumba, A. E. and P.
 Baron Erich Zwiedinek von Sudenborst, counselor of legation.
 Konstantin von Maskevich, secretary.
 Belgium—Mr. E. Havenith, E. E. and M. P.
 Mr. Charles Symon, secretary of legation.
 Bolivia—Senor Don Ignacio Calderon, E. E. & M. P.
 Brazil—Mr. Dionicio da Gama, A. E. and M. P.
 Mr. E. L. Clermont, counselor.
 Chile—Senor Don Eduardo Suarez, E. E. and M. P.
 Senor Don Felipe Aninat, first secretary.
 China—Mr. Chang Yin Tang, E. E. and M. P.
 Mr. Chang Kang-jen, first secretary.
 Colombia—Senor Don Julio Betancourt, E. E. and M. P.
 Costa Rica—Senor Don Joaquin B. Calvo, E. E. and M. P.
 Cuba—Dr. Pablo Desvettine, E. E. and M. P.
 Senor Don Manuel de la Vega-Calderon, first secretary.
 Denmark—Mr. Constantin Brun, E. E. and M. P.
 Dominican Republic—Senor Don Francisco J. Peynado, E. E. and M. P.
 Ecuador—Senor Don Don Gonzalo S. Cordova, E. E. and M. P.
 France—Mr. J. J. Jusserand, A. E. and P.
 Mr. de Peretti de la Rocca, counselor.
 Capt. de Bertier de Sauvigny, military attache.
 Lieut.-Com. B. d'Azy, naval attache.
 Germany—Comant Johann Heinrich von Bernstorff, A. E. and P.
 Mr. H. von Haimhausen, counselor and first secretary.

Maj. von Herwarth, military attache.
 Commander Boy-Ed, naval attache.
 Great Britain—Sir Cecil Arthur Spring-Rice, A. E. and P.
 Mr. Colville Barclay, counselor of embassy.
 Lieut.-Col. Moreton F. Gage, military attache.
 Capt. Heatheot S. Grant, naval attache.
 Greece—Mr. L. A. Coronillas, M. R.
 Guatemala—Senor Don Joaquin Mendez, E. E. and M. P.
 Haiti—Mr. Ulrich Duviolier, E. E. and M. P.
 Honduras—Dr. Alberto Membrano, E. E. and M. P.
 Italy—Marchese Cusani Confalonieri, A. E. and P.
 Mr. Giuseppe Catalan, counselor.
 Japan—Viscount Suteimi Chinda, A. E. and P.
 Mr. K. Shidehara, counselor.
 Mexico—Senor Don Manuel Calero, A. E. and P.
 Senor Don A. Alzara R. de Terreros, first secretary.
 Netherlands—Jonkheer J. Loudon, E. E. and M. P.
 Mr. F. M. Schmolck, secretary.
 Nicaragua—Senor Gen. Don Emiliano Chamorro, E. E. and M. P.
 Norway—Mr. H. H. Bryn, E. E. and M. P.
 Mr. William M. Johannessen, secretary.
 Panama—Senor Don Eusebio A. Morales, E. E. and M. P.
 Paraguay—Mr. Hector Velasquez.
 Persia—Mirza Ali Kuli Khan, E. E. and M. P.
 Peru—Mr. Federico Alfonso Pezet, E. E. and M. P.
 Portugal—Viscount de Alte, E. E. and M. P.
 Russia—Mr. George Bakmetieff, A. E. and P.
 Mr. A. Stcherbatsky, counselor.
 M. A. Lyssakovsky, first secretary.
 Col. Nicolai Golejevski, military attache.
 Capt. Vassilief, naval attache.

Salvador—Senor Don Francisco Duenas, E. E. and M. P.
 Siam—Prince Traidos Prabandh, E. E. and M. P.
 Spain—Senor Hontorio, A. E. and P.
 Senor Don Manuel Wallis y Merino, first secretary.
 Lieut.-Col. Nicolas Urcullo y Cereijo, military attaché.
 Sweden—Mr. W. A. F. Ekengren, E. E. and M. P.

Count Claes Boude, counselor of legation.
 Switzerland—Dr. Paul Ritter, E. E. and M. P.
 Dr. Ernest Baumann, secretary of legation.
 Turkey—Yonssouf Zia Pasna, E. E. and M. P.
 Djavad Bey, counselor.
 Uruguay—Dr. Carlos Maria de Pena, E. E. and M. P.
 Venezuela—Don P. Ezequiel Rojas, E. E. and M. P.

RAILROAD ACCIDENTS.

For years ended June 30. Reported by interstate-commerce commission.

DERAILMENTS AND COLLISIONS.

	1912			1911				
	No.	Killed.	Injured.	No.	Killed.	Injured.		
Collisions, rear.....	1,142	117	2,019	1,099	109	1,526		
Collisions, butting.....	704	157	3,136	609	187	2,610		
Collisions, train separating.....	353	4	138	370	7	163		
Collisions, miscellaneous.....	3,284	100	2,656	3,527	133	2,695		
Total collisions.....	5,483	378	7,949	5,605	436	6,994		
Derailments due to:								
Defects of roadway, etc.....	1,877	102	2,766	1,225	57	1,560		
Defects of equipment.....	3,847	68	1,197	2,824	64	689		
Negligence of tralumen, signal men, etc.....	423	18	548	397	36	508		
Unforeseen obstructions of track, etc.....	412	61	595	309	66	492		
Malicious obstruction of track, etc.....	75	16	378	84	16	176		
Miscellaneous causes.....	1,581	129	1,663	1,421	110	1,374		
Total derailments.....	8,215	394	7,147	6,260	349	4,799		
Total collisions and derailments.....	13,698	772	15,096	11,865	785	11,793		
Damage to cars, engines, roadway.....			\$11,527,458			\$9,851,780		
		1912.	1911.	1910.	1909.			
		Killed.	Injured.	Killed.	Injured.	Killed.	Injured.	
Passengers—In train accidents.....	139	9,391	142	6,723	217	7,516	131	5,865
Other causes.....	179	6,995	214	6,711	204	6,240	204	6,251
Total passengers.....	318	16,386	356	13,433	421	13,756	335	12,116
Employees—In train accidents.....	596	7,098	633	6,775	715	6,791	520	4,877
In coupling accidents.....	192	3,234	209	2,966	206	2,985	161	2,353
Overhead obstructions, etc.....	77	1,523	78	1,523	96	1,377	76	1,229
Falling from cars, etc.....	573	13,874	588	13,346	586	13,196	481	10,259
Other causes.....	1,482	23,391	1,655	22,192	1,780	44,269	1,218	33,056
Total employees.....	2,920	49,120	3,163	46,802	3,383	68,618	2,456	51,804
Grand total.....	3,238	65,506	3,519	60,235	3,804	82,374	2,791	63,920

*On duty.

MAYORALTY ELECTION IN NEW YORK CITY.

Nov. 4, 1913.



Copyright, Underwood & Underwood, N.Y.

JOHN PURROY MITCHEL.

May 20, but resigned the

John Purroy Mitchell, fusion candidate, was elected mayor of New York city Nov. 4, 1913, by a plurality of 124,296 votes over Edward McCall, the Tammany candidate. Mr. Mitchell was supported by republicans, progressives and independents of various shades of political opinion. Personally he is an independent democrat. He was appointed collector of customs at New York by President Wilson and was confirmed position later to assume

the leadership of the anti-Tammany forces in the municipal campaign. The total vote for each candidate was:

John P. Mitchell, Ind.....	358,215
Edward E. McCall, Tam. Dem.....	233,919
Charles E. Russell, Soc.....	32,133
William H. Raymond, Pro.....	1,213
William A. Walters, Soc. Lab.....	1,647

VOTE BY COUNTIES.

	Kings.	Queens.	New York.	Richm'd.
Mitchel	137,074	34,277	178,224	8,640
McCall	77,826	20,097	129,113	6,883
Russel	11,636	2,865	17,383	249
Raymond	587	118	412	96
Walters	538	129	952	28
Total	227,661	57,486	326,084	15,996

VOTE FOR UNITED STATES SENATOR IN MARYLAND.

Nov. 4, 1913.

Blair Lee, Dem.....	112,485
Thomas Parran, Rep.....	73,300
C. H. Wellington, Prog.....	7,033

F. C. Hendrickson, Pro.....	2,405
R. J. Fields, Soc.....	2,982

DEATH OF DAVID D. GAILLARD.

Lieut.-Col. David Du Bose Gaillard, member of the Panama canal commission and engineer in charge of the excavation of the Culebra section of the canal, died in the Johns Hopkins hospital, Baltimore, Md., Dec. 5, 1913. A nervous breakdown caused by his seven years of hard work on the

isthmus and the burden of responsibility placed upon him compelled him to leave the canal zone and seek medical treatment at the Baltimore institution. He was admitted to the hospital Aug. 16, but failed to rally. He was born Sept. 4, 1859.

The Navy of the United States.

Corrected to Nov. 1, 1913.

ACTIVE LIST.

ADMIRAL.

George Dewey, president general board.

REAR-ADMIRALS.

Charles E. Vreeland, general and joint board.
 William H. H. Sutherland, general board.
 Vincendon L. Cottman, commanding navy yard, Puget sound.
 Thomas B. Howard, president examining and retiring boards.
 Walter C. Cowles, commanding Pacific fleet.
 Austin M. Knight, commandant naval station, Newport, and superintendent 2d naval district.
 Charles J. Badger, commanding Atlantic fleet.
 Reginald F. Nicholson,* commanding U. S. Asiatic fleet.
 Charles B. T. Moore, commandant naval station, Hawaii.
 Alfred Reynolds, naval examining and retiring boards.
 Bradley A. Fiske, aid for operations and joint board.
 John R. Edwards, president board of inspection for shore stations.
 James H. Helm, commandant navy yard, Charleston, and superintendent 6th naval district.
 Cameron McR. Winslow, commanding 1st division U. S. Atlantic fleet.
 Nathaniel R. Usber, commandant navy yard, Norfolk.
 Frank F. Fletcher, commanding 3d division U. S. Atlantic fleet.
 Frank E. Beatty, commanding 4th division Atlantic fleet.
 Wythe M. Parks, general inspector of machinery for navy.
 William B. Caperton, commanding Atlantic reserve fleet.
 George S. Willits, inspection duty (bureau of steam engineering).
 Walter F. Worthington, inspection duty (bureau of steam engineering and ordnance).
 William N. Little, inspection duty (bureau of steam engineering and ordnance).
 Clifford J. Boush, commanding 2d division, Atlantic fleet.
 Henry T. Mayo, special duty, navy department.
 Robert M. Doyle, commanding Pacific reserve fleet.

CAPTAINS.

Charles C. Rogers, commandant navy yard, Portsmouth, and superintendent 1st naval district.
 Benjamin Tappan, commandant naval stations, Olongapo and Cavite.
 Charles F. Pond, commandant 12th naval district, and president naval examining and retiring boards, Mare Island.
 Walter McLean, member examining and retiring boards.
 Charles A. Gove, commandant naval training station, San Francisco, and senior member board survey, Pacific coast.
 DeWitt Coffman, commandant navy yard, Boston.
 Reynold T. Hall, inspection duty (bureau of steam engineering).
 William F. Fullam, aid for personnel.
 Albert G. Winterhalter, aid for material.
 Augustus F. Fechteler, aid for inspection.
 Albert Gieves, commandant navy yard, New York.
 Herbert O. Dunn, supervisor of New York harbor.
 Albert W. Grant, commanding Texas.
 William S. Benson, commandant navy yard, Philadelphia, and superintendent 3d, 4th and 5th naval districts.
 Thomas S. Rogers, director of naval intelligence.
 James H. Glennon, president board of naval ordnance.
 William R. Rush, commanding Washington and the receiving ship at New York.
 Harry S. Knapp, general and joint boards.
 William L. Rodgers, commanding North Dakota.
 Harry McL. P. Huse, naval war college.
 Ray C. Smith, commanding Arkansas.
 George W. McElroy, inspection duty.

Robert S. Griffin, engineer-in-chief and chief bureau steam engineering with rank of rear-admiral.
 Frank W. Bartlett, engineer officer navy yard, Portsmouth.
 George R. Clark, commandant naval training station great lakes, and superintendent 9th, 10th and 11th naval districts.
 George E. Burd, engineer officer navy yard, New York.
 James H. Oliver, commanding New Hampshire.
 John J. Knapp, commanding Connecticut.
 John Hood, general board.
 Edward E. Hayden, commandant naval station, Key West, and superintendent 7th naval district.
 Benjamin C. Bryan, director of navy yards.
 Clarence A. Carr, inspection duty (bureau steam engineering).
 William A. Gill, supervisor of naval auxiliaries.
 Harold P. Norton, naval examining board.
 Frank M. Bennett, commandant navy yard, Mare Island.
 John H. Gibbons, superintendent naval academy.
 Thomas Snowden, naval war college.
 Frank W. Kellogg, commanding North Carolina.
 Albert P. Niblack, naval war college.
 Edward Simpson, commanding Minnesota.
 Thomas W. Kinkaid, naval academy.
 William S. Stms, commanding torpedo flotilla, Atlantic fleet.
 Louis S. Van Duzer, commanding Utah.
 William J. Maxwell, commanding Florida.
 William S. Smith, engineer officer navy yard, Philadelphia.
 Hugh Rodman, commanding Delaware.
 John A. Hoogewerff, naval war college.
 Edward E. Capehart, commanding Michigan.
 Henry B. Wilson, president board inspection and survey for ships.
 Gustav Kaemmerlin, bureau of steam engineering.
 Kenneth McAlpine, inspection duty (bureau steam engineering).
 Emil Thies, board of inspection and survey.
 Spencer S. Wood, commanding Nebraska.
 William B. Fletcher, commanding Kansas.
 Marbury Johnston, naval war college.
 Edward A. Anderson, commanding New Hampshire.
 Joseph L. Jayne, superintendent navy observatory.
 William L. Howard, captain navy yard, New York.
 Robert B. Higgins, inspector of machinery.
 John C. Leonard, commanding Virginia.
 Charles W. Dyson, bureau of steam engineering.
 Frederic L. Chapin, commanding Wyoming.
 Alexander S. Halsted, board inspection and survey for ships.
 Harry A. Field, commanding Louisiana.
 Clarence S. Williams, commanding Rhode Island.
 Frank K. Hill, commanding New Jersey.
 Roger Welles, commanding training station, Newport and Constellation.
 John D. McDonald, commanding Virginia.
 Hillary P. Jones, commandant navy yard, Washington, and superintendent gun factory.
 William R. Shoemaker, member general board.
 Charles P. Plunkett, commanding South Dakota.
 Volney O. Chase, naval war college (staff).
 George W. Kline, commanding Vermont.
 Joseph Strauss, chief of bureau of ordnance, with rank of rear-admiral.
 Robert L. Russell, commanding South Carolina.
 Harrison A. Bispham, captain navy yard, Philadelphia.
 George R. Evans, board of inspection for shore stations.
 Edward W. Eherle, naval war college.
 William W. Gilmer, commanding Pittsburgh.
 Robert E. Coontz, commanding Georgia.
 William H. G. Bullard, superintendent naval radio service.
 Joseph W. Oman, captain navy yard, Boston.
 Philip Andrews,* commanding Maryland.
 George F. Cooper, hydrographer.
 Josiah S. McKean, commanding Ohio.
 Benton C. Decker, naval war college (staff).

Mark L. Bristol, waiting orders.
 Newton A. McCully, commanding California.
 George W. Logan, naval academy.
 Henry F. Bryan, office naval intelligence.

MEDICAL CORPS.

MEDICAL DIRECTORS.

Rank of captain.
 Edward H. Green, retiring board.
 Frank Anderson, president examining board.
 William R. Du Bose, examining board.
 James D. Catewood, president examining board.
 Oliver Diehl, recruiting duty, Philadelphia.
 Philip Leach, naval hospital, New York.
 Lloyd W. Curtis, hospital, Newport, R. I.
 Francis S. Nash, recruiting duty, Philadelphia.
 Francis W. F. Wieber, navy yard, Boston.
 Andrew R. Wentworth, recruiting duty, New York.
 T. A. Berryhill, medical supply depot, New York.
 Eugene P. Stone, sick leave.

James G. Field, naval training station, great lakes.
 George Pickrell, hospital, Norfolk.
 Albert M. D. McCormick, naval academy.
 George B. Wilson, naval hospital, Boston.

PAY CORPS.

PAY DIRECTORS.

With rank of captain.
 John N. Speel, special duty, navy department.
 Reah Frazier, navy pay office, New York, N. Y.
 William W. Galt, navy pay office, Norfolk.
 John R. Martin, navy pay office, Baltimore.
 Charles M. Ray, navy yard, Mare Island.
 Mitchell C. McDonald, hospital, Yokohama, Japan.
 Leeds C. Kerr, leave.
 Charles S. Williams, navy pay office, Washington.
 Thomas J. Cowie, paymaster-general of the navy.
 John S. Carpenter, navy yard, Boston.
 Livingston Hunt, navy pay office, Newport, R. I.
 Samuel L. Heap, navy pay office, Washington.

GREAT OCEAN STEAMSHIPS.

Name.	Reg.L'th.B'th ton'ge.Ft. Ft.	Name.	Reg.L'th.B'th ton'ge.Ft. Ft.	Name.	Reg.L'th.B'th ton'ge.Ft. Ft.
Imperator	52,000 898 97	Empress of Britain	14,189 549 .65	Duca d'Aosta	12,000 476 54
Europa	50,000 911 96	Ivernia	14,058 582 65	Duca di Genova	12,000 476 54
Aquitania	47,000 901 92	Canada	14,000 500 60	Camerlun	12,000 540 60
Olympic	45,000 890 92	Zeona	14,000 485 60	Frederick VIII.	12,000 540 62
Mauretania	32,000 790 83	Verona	14,000 485 60	Kristianiafjord	12,000 530 61
Lusitania	32,000 790 88	Taormina	14,000 485 60	Bergensfjord	12,000 530 61
George Washington	27,000 722 78	Sant Anna	14,000 500 60	Medic	11,975 550 63
K. Aug. Victoria	24,581 677 77	Mongolia	13,639 600 65	Persic	11,973 550 63
Adriatic	24,541 726 75	Carpathia	13,603 540 63	Zeeland	11,905 561 60
Rotterdam	24,170 668 77	Cretic	13,507 582 60	Haverford	11,635 531 59
Baltic	23,876 726 75	Patricia	13,424 560 62	St. Louis	11,629 535 63
France	23,666 720 75	Minneapolis	13,401 600 60	St. Paul	11,629 535 63
America	23,632 687 75	Minewaska	13,401 600 66	Merlon	11,621 530 59
Cedic	21,335 680 75	Minnetonna	13,398 600 66	Bremen	11,570 550 60
Celtic	20,904 680 75	Pennsylvania	13,333 559 62	Batavia	11,490 501 62
Minnesota	20,718 622 75	Andania	13,300 540 64	Corsican	11,438 500 61
Caronia	19,594 650 72	Alaunia	13,300 540 64	Romanic	11,394 550 59
Carmania	19,524 650 72	Pretoria	13,234 561 62	La Savoie	11,168 563 60
Kronp. Cecile	19,500 706 72	Graf Waldersee	13,193 561 62	La Lorraine	11,146 563 60
Æneas	19,500 500 60	Grosser Kurfurst	13,182 560 62	Chicago	11,103 526 57
Kaiser Wilhelm II.	19,361 684 72	Cymric	13,096 585 64	Barbarossa	10,915 526 60
Lapland	18,994 620 70	Oceania	13,000 477 56	New York	10,798 517 63
President Lincoln	18,074 616 68	Kenilworth Castle	12,975 570 65	Philadelphia	10,786 527 63
President Grant	18,072 616 68	Lucia	12,952 601 65	Virginian	10,754 520 60
Franconia	18,000 625 72	Campania	12,950 605 72	Scotian	10,750 540 60
Berlin	17,324 612 70	Finland	12,760 578 60	Konigin Luise	10,711 523 60
Oceanic	17,274 685 68	Kroonland	12,760 560 60	Friedrich der Grosse	10,695 523 60
Pr. Fr. Wilhelm	17,084 613 63	Walmer Castle	12,546 570 64	Konig Albert	10,643 499 60
Cleveland	17,000 608 65	Noordam	12,534 550 62	Victorian	10,629 520 60
Cincinnati	17,000 608 35	Ryndam	12,527 550 62	Slavonia	10,606 510 53
New Amsterdam	16,697 600 69	Potsdam	12,522 550 62	Tunesian	10,576 500 59
Deutschland	16,502 661 67	Suevic	12,500 550 63	Hamburg	10,531 499 60
Megantic	15,877 565 67	Runic	12,482 550 63	Marmora	10,509 530 60
Arabic	15,801 616 65	Saxon	12,385 570 64	Statenand	10,491 515 60
Republic	15,378 570 68	Moltke	12,335 525 62	Devonian	10,413 552 59
Kronprinz Wilhelm	14,908 637 66	Blucher	12,334 525 62	Winnifredian	10,405 552 59
Laurentic	14,832 565 67	Ionic	12,232 500 63	Utonia	10,405 500 57
La Provence	14,744 624 65	Corinthic	12,231 500 63	Bavarian	10,387 501 59
Empress of Ireland	14,500 549 66	Canopic	12,097 594 59	Majestic	10,147 565 58
Nestor	14,500 500 66	Vaderland	12,018 560 60	Amazon	10,100 513 60
Kaiser Wm.d.Grosse	14,349 626 66	America	12,000 506 56	United States	10,091 515 58
Saxonia	14,281 580 64	Duca degli Abruzzi	12,000 476 54	Hellig Olav	10,085 500 58

FASTEST VOYAGES ACROSS THE ATLANTIC.

Queenstown to New York, 4 days and 15 hours, by the Lusitania, Aug. 15-20, 1908; Raunt's Rock to Ambrose channel lightship (short course), 4 days 10 hours 48 minutes, Mauretania, Sept. 11-15, 1910; long course (2,891 miles), 4 days 17 hours 6 minutes, Mauretania, Feb. 13-18, 1909.

New York to Queenstown, 4 days 13 hours 41 minutes, by the Mauretania, Sept. 15-20, 1909.

Hamburg to New York, 5 days 11 hours 54 minutes, by the Deutschland, Sept. 2-8, 1903.

Cherbourg to New York, 5 days 11 hours 9 minutes, by the Kronprinzessin Cecille, Aug. 19-25, 1908.

New York to Cherbourg, 5 days 16 hours, by the Kaiser Wilhelm der Grosse, Jan. 4-10, 1900.

Southampton to New York, 5 days 20 hours, by the Kaiser Wilhelm der Grosse, March 30-April 5, 1898.

Havre to New York, 6 days 1 hour 12 minutes, by La Provence, Sept. 6-13, 1907.

New York to Southampton, 5 days 17 hours 8 minutes, by the Kaiser Wilhelm der Grosse, Nov. 23-29, 1897.

New York to Havre, 6 days 2 hours 48 minutes, by La Provence, May 31-June 6, 1906.

New York to Plymouth, short course, 2,962 miles, 5 days 7 hours 28 minutes, by the Deutschland, Sept. 5-10, 1900; long course, 3,080 miles, 5 days 9 hours 55 minutes, Kaiser Wilhelm II., Aug. 18-24, 1908.

Plymouth to New York, 5 days 15 hours 46 minutes, by the Deutschland, July 7-12, 1900.

Mobile, Ireland to Cape Race, N. F. 4 days 10 hours, by the Virginian (turbine), June 9-13, 1905.

The best day's run by any steamer was 671 miles, made by the Mauretania, February, 1909.

Distances: New York to Southampton, 3,100 miles; to Plymouth, 2,962 miles; to Queenstown, 2,800 miles; to Cherbourg, 3,047 miles; to Havre, 3,170 miles; to Hamburg, 3,820 miles.

LIST OF SHIPS OF THE UNITED STATES NAVY.

NOTE—Abbreviations: T. S., twin screw; Tr. S., triple screw; S., screw. Where size of guns is expressed in inches, only main battery is given. Where size is expressed in pounds and under four inches, vessels have only a secondary battery.

THE FLEET.

FIRST CLASS BATTLE SHIPS.	Displace-	Length.	Beam.	Maximum	Speed	Propul-	Maximum	Steam-	Battery, guns.
	ment.			draft.					
	Tons.	Ft. In.	Ft. In.	Ft. In.	Knots.		Tons.	Knots.	
Alabama.....	11,552	368 0	72 2	23 6	17.01	T. S.	1,275	4,591	4 13-in., 14 6-in.
Arkansas.....	26,000	554 0	93 2	28 6	21.05	Turb.	1,924	12 12-in., 21 5-in., 4 3-pdr
Connecticut.....	16,000	450 0	76 10	24 6	18.78	T. S.	2,275	5,000	4 12-in., 8 8-in., 12 7-in.
Delaware.....	20,000	510 0	85 2	26 6	21.56	T. S.	2,500	10 12-in., 14 5-in.
Florida.....	21,825	510 0	85 2	23 6	22.08	Turb.	2,500	10 12-in., 16 5-in.
Georgia.....	14,948	458 0	77 0	24 8	19.26	T. S.	1,925	3,800	4 12-in., 8 8-in., 12 6-in.
Idaho.....	15,000	373 0	77 0	24 8	17.12	T. S.	1,750	4 12-in., 8 8-in., 8 7-in.
Illinois.....	11,552	368 0	72 2	23 6	17.45	T. S.	1,975	4,250	4 13-in., 14 6-in.
Indiana.....	10,288	348 0	69 3	24 0	15.55	T. S.	1,500	4,000	4 13-in., 8 8-in., 4 6-in.
Iowa.....	11,346	360 0	72 2	24 0	17.09	T. S.	1,650	4,500	4 12-in., 8 8-in., 4 4-in.
Kansas.....	16,000	450 0	76 10	24 6	18.09	T. S.	2,350	4 12-in., 8 8-in., 12 7-in.
Kearsarge.....	11,520	368 0	72 2	23 6	16.82	T. S.	1,500	5,816	4 13-in., 4 8-in., 14 5-in.
Kentucky.....	11,520	368 0	72 2	23 6	16.90	T. S.	1,500	5,360	4 13-in., 4 8-in., 14 5-in.
Louisiana.....	16,000	450 0	76 10	24 6	18.82	T. S.	2,400	5,000	4 12-in., 8 8-in., 12 7-in.
Maine.....	12,500	388 0	72 2	23 10	18.00	T. S.	1,875	4,925	4 12-in., 16 6-in.
Massachusetts.....	10,288	348 0	69 3	24 0	16.21	T. S.	1,475	4,500	4 13-in., 8 8-in.
Michigan.....	16,000	450 0	76 10	24 6	18.79	T. S.	2,300	8 12-in., 22 3-in.
Minnesota.....	16,000	450 0	76 10	24 6	18.55	T. S.	2,400	4 12-in., 8 8-in., 12 7-in.
Mississippi.....	13,000	373 0	77 0	24 8	17.11	T. S.	1,750	4 12-in., 8 8-in., 8 7-in.
Missouri.....	12,500	388 0	72 0	23 11	18 15	T. S.	1,825	4,900	4 12-in., 16 6-in.
Nebraska.....	14,948	455 0	76 2	23 9	19.06	T. S.	1,775	4 12-in., 8 8-in., 12 6-in.
New Hampshire.....	16,000	450 0	76 12	24 6	18.16	T. S.	2,325	4 12-in., 8 8-in., 12 7-in.
New Jersey.....	14,948	435 0	76 0	23 9	19.18	T. S.	2,000	4 12-in., 8 8-in., 12 6-in.
North Dakota.....	20,000	510 0	85 2	26 11	21.01	T. S.	2,500	10 12-in., 14 5-in.
Ohio.....	12,500	388 0	72 2	23 7	17.82	T. S.	2,150	4,900	4 12-in., 16 6-in.
Oregon.....	10,288	348 0	69 3	24 0	16.79	T. S.	1,450	5,300	4 13-in., 8 8-in.
Rhode Island.....	14,948	435 0	76 2	23 9	19.01	T. S.	2,000	4 12-in., 8 8-in., 12 6-in.
South Carolina.....	16,500	450 0	80 2	24 6	18.80	T. S.	2,200	8 12-in., 22 3-in.
Utah.....	21,825	510 0	88 2	28 6	21.04	Turb.	2,500	10 12-in., 16 5-in.
Vermont.....	16,000	450 0	76 10	24 6	18.39	T. S.	2,425	4 12-in., 8 8-in., 12 7-in.
Virginia.....	14,948	435 0	76 2	23 9	19.03	T. S.	1,900	4 12-in., 8 8-in., 12 6-in.
Wisconsin.....	11,552	368 0	72 2	23 6	17.17	T. S.	1,250	4,200	4 13-in., 14 6-in.
Wyoming.....	26,000	554 0	93 2	28 6	21.22	Turb.	1,924	12 12-in., 21 5-in., 4 3-pdr
ARMORED CRUISERS.									
Brooklyn.....	9,215	400 6	64 8	24 0	21.91	T. S.	1,350	5,000	8 8-inch, 12 5-inch.
California.....	13,680	502 0	69 6	24 1	22.20	T. S.	2,075	4 8-inch, 14 6-inch.
Colorado.....	13,680	502 0	69 6	24 1	22.24	T. S.	1,825	5,000	4 8-inch, 14 6-inch.
Maryland.....	13,680	502 0	69 6	24 1	22.41	T. S.	1,950	5,000	4 8-inch, 14 6-inch.
Montana.....	14,500	502 0	72 10	25 0	22.26	T. S.	1,350	4 10-inch, 16 6-inch.
North Carolina.....	14,500	502 0	72 10	25 0	22.48	T. S.	1,350	4 10-inch, 16 6-inch.
Pittsburgh.....	13,680	502 0	69 6	24 1	22.44	T. S.	1,825	5,000	4 8-inch, 14 6-inch.
Saratoga.....	8,150	380 0	64 10	23 3	21.00	T. S.	1,325	4,500	4 8-inch, 10 5-inch.
South Dakota.....	13,680	502 0	69 6	24 1	22.24	T. S.	2,075	5,000	4 8-inch, 14 6-inch.
Tennessee.....	14,500	502 0	72 10	25 0	22.16	T. S.	1,375	4 10-inch, 16 6-inch.
Washington.....	14,500	502 0	72 10	25 0	22.27	T. S.	1,950	4 10-inch, 16 6-inch.
West Virginia.....	13,680	502 0	69 6	24 1	22.15	T. S.	1,950	5,000	4 8-inch, 14 6-inch.
PROTECTED CRUISERS.									
Albany.....	3,430	346 0	43 9	16 10	20.52	T. S.	750	4,372	10 5-inch.
Baltimore.....	4,413	327 6	48 7	19 6	20.10	T. S.	1,075	5,300	12 6-inch.
Boston.....	3,000	277 0	42 2	16 10	15.60	T. S.	428	2 8-inch, 6 6-inch.
Charleston.....	9,700	424 0	66 0	22 6	22.04	T. S.	1,700	14 6-inch.
Chattanooga.....	3,200	292 0	44 0	15 9	16.65	T. S.	675	6,925	10 5-inch.
Chicago.....	4,500	325 0	48 2	15 9	18.00	T. S.	850	3,906	4 8-inch, 14 5-inch.
Cincinnati.....	3,153	300 0	42 0	18 0	19.31	T. S.	575	4,560	13 5-inch.
Cleveland.....	3,200	292 0	44 0	15 9	16.45	T. S.	675	6,925	10 5-inch.
Columbia.....	7,350	411 7	58 2	22 6	22.80	Tr. S.	1,525	6,800	1 8-inch, 2 6-in., 8 4-in.
Denver.....	3,200	292 0	44 0	15 9	16.75	T. S.	675	6,925	10 5-inch.
Des Moines.....	3,200	292 0	44 0	15 9	16.65	T. S.	700	6,925	10 5-inch.
Galveston.....	3,200	292 0	44 0	15 9	16.41	T. S.	700	6,925	10 5-inch.
Milwaukee.....	9,700	424 0	66 0	22 6	22.22	T. S.	1,650	14 6-inch.
Minneapolis.....	7,350	411 7	58 2	22 6	23.07	Tr. S.	1,400	6,300	1 8-inch, 2 6-in., 8 4-in.
New Orleans.....	3,430	346 0	43 9	18 9	20.00	T. S.	750	4,682	10 5-inch.
Olympia.....	5,865	360 0	53 0	16 10	21.69	T. S.	1,075	4,200	4 8-inch, 10 5-in.
Raleigh.....	3,183	300 0	42 0	21 6	21.12	T. S.	575	4,500	11 5-inch.
San Francisco.....	4,083	310 0	49 2	18 0	19.52	T. S.	625	4,600	12 6-inch.
St. Louis.....	9,700	424 0	66 0	22 6	22.13	T. S.	1,650	14 6-inch.
Tacoma.....	3,200	292 0	44 0	15 9	16.58	T. S.	675	5,000	10 5-inch.
Topeka.....	2,255	251 0	35 0	17 8	16.00	T. S.	394	3,800
UNPROTECTED SCOUT CRUISERS.									
Birmingham.....	3,750	420 0	47 1	16 9	24.33	T. S.	1,250	2 5-inch, 6 3-inch.
Chester.....	3,750	420 0	47 1	16 9	26.52	Turb.	1,250	2 5-inch, 6 3-inch.
Salem.....	3,750	420 0	47 1	16 9	25.95	Turb.	1,250	2 5-inch, 6 3-inch.
UNPROTECTED CRUISERS.									
Marblehead.....	2,072	257 0	37 0	14 6	18.44	T. S.	346	3,126	10 5-inch.
Montgomery.....	2,072	257 0	37 0	14 6	19.06	T. S.	280	3,126
TORPEDO BOAT DESTROYERS.									
Bainbridge.....	420	245 0	23 1	6 6	28.45	T. S.	169	Tor. tubes. Guns.
Barry.....	420	245 0	23 1	6 6	28.13	T. S.	169	2 18-in., 2 3-in., 5 6-pdr.
Cannon.....	1,020	305 3	30 5	9 4	29.00	2 18-in., 2 3-in., 5 6-pdr.
Cummings.....	1,139	305 3	30 5	9 4	29.00	4 18-in., 4 4-in.

LIST OF SHIPS OF THE UNITED STATES NAVY.—CONTINUED.

TORPEDO BOAT DESTROYERS.	Displace-	Length.		Beam.		Maximum		Speed	Propul-	Maximum	Steaming	Battery, guns. ¹	
	ment.	ft. in.		ft. in.		draft.						coal	radius at
	Tons.	ft.	in.	ft.	in.	ft.	in.	Knots.		Tons.	Knots.		
Henley.....	742	235	10	26	1 1/2	8	4	29.50	3	18-in.
Jarvis.....	742	236	10	26	1 1/2	8	4	30.01	3	18-in.
Maynard.....	742	235	10	26	1 1/2	8	4	30.22	3	18-in.
Ammen.....	742	239	10	26	1 1/2	8	4	30.48	T.S.	210	5	3-in.
Beale.....	742	289	0	26	2	8	4	29.65	Turb.	*65974	3	18-in.
Burrows.....	742	289	0	26	2	8	4	29.50	T.S.	210	5	3-in.
Chauncey.....	420	245	0	23	1	6	6	28.64	T.S.	169	3.024	2	18-in.
Dale.....	420	245	0	23	1	6	6	28.00	T.S.	174	1.044	2	18-in.
Decatur.....	420	245	0	23	1	6	6	28.10	T.S.	174	1.044	2	18-in.
Drayton.....	742	289	0	26	2	8	4	30.33	T.S.	210	5	3-in.
Fanning.....	742	289	0	26	2	8	4	29.99	Turb.	*65974	3	18-in.
Flusser.....	700	289	0	26	0	8	0	30.41	T.S.	205	3	18-in.
Hopkins.....	408	258	9	23	1	6	0	29.02	T.S.	143	2	18-in.
Hull.....	408	258	9	23	1	6	0	28.04	T.S.	143	2	18-in.
Jenkins.....	742	289	0	26	2	8	4	31.27	Turb.	*65974	3	18-in.
Jouett.....	742	289	0	26	2	8	4	32.27	Turb.	*65974	3	18-in.
Lanson.....	700	289	0	26	0	8	2	32.27	T.S.	205	3	18-in.
Lawrence.....	400	240	7	22	3	6	2	28.41	T.S.	108	3	18-in.
Macdonough.....	400	240	7	22	3	6	2	28.03	T.S.	108	1,920	3	18-in.
McCall.....	742	289	0	26	2	8	4	30.66	Turb.	*70575	3	18-in.
Monaghan.....	742	289	0	26	2	8	4	29.50	Turb.	*70074	3	18-in.
Patterson.....	742	289	0	26	2	8	4	29.69	Turb.	*71457	3	18-in.
Paulding.....	742	290	0	26	1	8	4	32.80	T.S.	208	3	18-in.
Paul Jones.....	420	245	0	23	1	6	6	28.91	T.S.	165	1,500	2	18-in.
Perkins.....	742	289	0	26	2	8	9	29.76	T.S.	210	5	3-in.
Perry.....	420	245	0	23	1	6	6	28.82	T.S.	168	1,500	2	18-in.
Preble.....	420	245	0	23	1	6	6	28.05	T.S.	172	1,500	2	18-in.
Preston.....	700	289	0	26	0	8	0	29.18	T.S.	208	3	18-in.
Roid.....	700	289	0	26	0	8	0	31.82	T.S.	208	3	18-in.
Roe.....	742	289	0	26	1	8	0	29.60	T.S.	208	3	18-in.
Smith.....	700	289	0	26	0	8	0	28.85	T.S.	208	3	18-in.
Sterett.....	742	289	0	26	2	8	9	30.37	T.S.	210	5	3-in.
Stewart.....	420	245	0	23	1	6	6	29.69	T.S.	172	2	18-in.
Terry.....	742	289	0	26	2	8	9	30.24	T.S.	210	5	3-in.
Tripp.....	742	289	0	26	2	8	9	30.89	T.S.	210	5	3-in.
Truxtun.....	433	248	0	22	3	6	0	29.58	T.S.	166	2	18-in.
Walke.....	742	289	0	26	2	8	9	29.78	T.S.	210	5	3-in.
Warrington.....	742	289	0	26	2	8	9	30.12	T.S.	210	5	3-in.
Whipple.....	433	248	0	22	3	6	0	28.24	T.S.	166	2	18-in.
Worden.....	433	248	0	22	3	6	0	29.86	T.S.	166	2	18-in.

*Gallons of oil fuel.

COAST DEFENSE VESSELS.

MONITORS.	Displace-	Length.	Beam.	Maximum	Speed	Propul-	Maximum	Steaming	Torpedo tubes.				
									Tor. tubes.	Guns.			
	Tons.	ft.	in.	ft.	in.		Tons.	Knots.					
Amphitrite.....	3,990	259	3	55	4	14	6	10.50	T.S.	271	1,570	4	10-inch.
Cheyenne.....	3,225	252	0	50	0	12	6	11.80	T.S.	*129	1,680	2	12-inch.
Miantonomoh.....	3,990	290	3	55	4	14	6	10.50	T.S.	250	1,378	4	10-inch.
Monadnock.....	3,990	298	6	55	5	14	6	11.63	T.S.	386	2,179	4	10-inch.
Monterey.....	4,084	296	0	59	0	14	10	15.60	T.S.	206	1,430	2	12-inch.
Ozark.....	3,225	252	0	50	0	12	6	12.03	T.S.	344	1,680	2	12-inch.
Tallahassee.....	3,225	252	0	50	0	12	6	12.40	T.S.	356	1,680	2	12-inch.
Terror.....	3,990	258	8	55	6	14	6	10.50	T.S.	276	1,300	4	10-inch.
Tonopah.....	3,225	252	0	50	0	12	6	13.04	T.S.	338	1,680	2	12-inch.

TORPEDO BOATS.	Displace-	Length.	Beam.	Maximum	Speed	Propul-	Maximum	Steaming	Torpedo tubes.				
									Tor. tubes.	Guns.			
	Tons.	ft.	in.	ft.	in.		Tons.	Knots.					
Bagley.....	175	157	0	17	7	4	11	29.15	T.S.	48	3,000	3	18-inch.
Balley.....	290	205	0	19	3	6	10	30.20	T.S.	98	2	18-inch.
Barney.....	175	157	0	17	7	4	11	29.04	T.S.	43	3,000	3	18-inch.
Biddle.....	175	157	0	17	7	4	11	28.57	T.S.	43	3	18-inch.
Blakely.....	186	175	1	17	9	5	11	25.58	T.S.	72	3	18-inch.
Craven.....	146	147	0	16	4	4	7	30.00	T.S.	32	2	18-inch.
Davis.....	154	146	0	15	4	4	7	30.41	T.S.	40	3	18-inch.
Dahlgren.....	146	147	0	16	4	4	7	30.00	T.S.	32	2	18-inch.
Dunham.....	186	175	1	17	9	5	11	25.52	T.S.	72	3	18-inch.
DuPont.....	105	175	0	17	8	4	8	28.58	T.S.	76	3	18-inch.
Farragut.....	279	213	6	20	8	6	0	30.13	T.S.	95	2	18-inch.
Foote.....	142	160	0	16	1	5	0	24.53	T.S.	44	1,235	3	18-inch.
Fox.....	154	146	0	15	4	5	10	23.13	T.S.	40	3	18-inch.
Goldsbrough.....	255	198	0	20	7	6	10	27.40	T.S.	89	2	18-inch.
Gwin.....	46	99	6	12	6	3	3	20.88	S.	9	2	18-inch.
Mackenzie.....	65	99	3	12	9	4	3	20.11	S.	15	2	18-inch.
Manly.....	30	60	8	9	5	2	11	17.00	S.	76
Morris.....	105	138	3	15	9	4	1	24.00	T.S.	26	3	18-inch.
Rodgers.....	142	160	0	16	1	5	0	24.49	T.S.	44	1,200	3	18-inch.
Shubrick.....	290	175	0	17	6	5	2	24.07	T.S.	32	1,755	3	18-inch.
Somers.....	150	149	4	17	6	5	2	17.50	T.S.	79	3	18-inch.
Stockton.....	200	175	0	17	6	5	2	25.79	T.S.	32	1,755	3	18-inch.
Stringham.....	300	225	0	22	0	6	6	25.33	T.S.	95	2	18-inch.
Thornton.....	200	175	0	17	6	5	2	24.88	T.S.	85	1,755	3	18-inch.
Tingey.....	165	175	0	17	6	4	8	24.94	T.S.	73	3	18-inch.
Wilkes.....	165	175	0	17	7	4	8	25.99	T.S.	66	2,400	3	18-inch.

*Also 60.816 gallons of oil fuel.

LIST OF SHIPS OF THE UNITED STATES NAVY.—CONTINUED.

GUNBOATS.	Displace-	Length.	Beam.	Maximum	Speed	Propul-	Maximum	Steaming	Battery, guns.
	ment.			draft.	(trial).				
	Tons.	Ft. In.	Ft. In.	Ft. In.	Knots.	sion.	Tons.	10 knots.	
Alert.....	1,110	177 4	32 0	13 0	10.00	T. S.	197	3,742	6 4-inch.
Annapolis.....	1,010	168 0	36 0	12 0	13.17	T. S.	250	5,245	6 under 4-inch.
Callao.....	243	115 3	17 10	6 6	10.00	T. S.	33	7 under 4-inch.
Castine.....	1,177	234 0	32 1	12 0	16.03	T. S.	210	3,480	8 4-inch.
Concord.....	1,710	244 5	36 0	14 0	16.80	T. S.	261	2,250	8 under 4-inch.
Don Juan de Austria.....	1,130	210 0	32 0	12 6	12.20	T. S.	204	6 4-inch.
Dubucque.....	1,085	174 0	35 0	12 3	12.90	T. S.	246	7 under 4-inch.
Elicano.....	620	157 11	26 0	10 0	11.00	T. S.	94	8 4-inch.
Helena.....	1,332	250 9	39 8	9 0	15.50	T. S.	300	2,370	4 4-in., 8 under 4-in.
Isia de Luzon.....	1,030	192 10	31 0	11 6	11.23	T. S.	159	2,000	8 4-in., 8 under 4-in.
Machias.....	1,177	204 0	32 1	12 0	15.46	T. S.	261	3,480	6 4-inch.
Marietta.....	990	174 0	34 0	12 0	13.02	T. S.	229	3,529	6 4-inch.
Nashville.....	1,371	220 0	38 1	11 0	16.30	T. S.	363	3,315	8 4-inch.
Newport.....	1,010	168 0	36 0	12 2	12.29	T. S.	224	4,904	6 4-inch.
Paducah.....	1,055	174 0	35 0	12 3	12.85	T. S.	246	6 4-inch.
Pampanga.....	1,055	115 3	17 10	6 6	10.00	T. S.	33	8 under 4-inch.
Panay.....	243	115 3	17 10	6 6	10.00	T. S.	20	5 under 4-inch.
Peoria.....	457	131 0	25 0	10 6	9.00	T. S.	68	6 under 4-inch.
Petrel.....	890	181 4	31 0	11 6	11.40	T. S.	193	3,254	4 6-inch.
Princeton.....	1,010	168 0	36 0	12 0	10.64	T. S.	226	4,904	6 4-inch.
Quiros.....	350	137 9	22 9	7 9	11.00	T. S.	78	8 under 4-inch.
Ranger.....	1,261	177 4	32 0	13 0	10.00	T. S.	178	6 under 4-inch.
Samar.....	243	115 3	17 10	6 6	10.50	T. S.	33	1,000	8 under 4-inch.
Sandoval.....	100	110 0	15 6	5 4	8.0	T. S.	16	4 under 4-inch.
Vicksburg.....	1,010	168 0	36 0	12 1	12.71	T. S.	243	4,904	6 4-inch.
Villalobos.....	370	148 0	23 0	7 6	11.00	T. S.	65	8 under 4-inch.
Wheeling.....	150	174 0	34 0	12 0	12.88	T. S.	230	3,874	6 4-inch.
Wilmington.....	1,392	250 9	39 8	9 0	15.08	T. S.	300	2,370	8 4-inch.
Wolverine.....	685	164 11	27 0	9 0	10.50	T. S.	115	2,240	6 4-inch.
Yorktown.....	1,710	230 0	36 0	14 0	16.14	T. S.	341	3,443	6 6-inch.
WOODEN CRUISERS.									
Hartford.....	2,790	226 0	44 0	18 2	12.00	T. S.	262	9 5-inch.
Mohican.....	1,900	216 0	37 0	16 6	10.65	T. S.	168	6 4-inch.
ARMED TRANSPORTS.									
Buffalo.....	6,000	391 6	48 3	19 5	14.50	T. S.	1,375	7,800	2 5-in., 4 4-inch.
Dixie.....	6,114	391 6	48 3	19 11	14.50	T. S.	1,075	7,900	10 3-inch.
Panther.....	3,380	312 1	40 8	15 9	13.50	T. S.	675	4,800	2 6-pdr.
Prairie.....	6,620	391 6	48 3	20 9	14.50	T. S.	1,300	8,200	10 3-inch.
TRANSPORT.									
General Alava.....	1,115	212 6	29 9	11 0	10.50	T. S.	240	2,200
Hancock.....	8,500	45 4	24 3	2 6-pounder.
SUPPLY SHIPS.									
Arethusa.....	6,159	352 0	42 2	20 11	6,400	1 6-pounder.
Celtic.....	6,750	371 4	44 2	24 9	10.50	T. S.	730	6,503	2 6-pounder.
Culgoa.....	6,000	334 4	43 0	21 9	13.25	T. S.	957	8,880	4 1-pounder.
Glacier.....	8,325	353 0	46 1	25 4	12.30	T. S.	917	5,760
Iris.....	6,100	310 6	39 0	24 0	10.60	T. S.	300	3,100
Rainbow.....	4,360	326 0	41 0	17 2	12.00	T. S.	1,139	4,872	6 6-pounder, 6 1-pdr.
Supply.....	4,325	342 7	43 0	19 5	9.95	T. S.	1,029	8,160	6 6-pounder, 4 1-pdr.
HOSPITAL SHIPS.									
Relief.....	3,340	299 2	46 0	15 20	T. S.	607
Solace.....	5,700	361 2	44 0	22 0	15.00	T. S.	1,000	7,000	3 6-pounder.
CONVERTED YACHTS.									
Alleen.....	192	120 0	20 0	8 0	14.00	T. S.	45
Dorothea.....	594	182 4	23 5	11 5	14.00	T. S.	78	8 under 4-inch.
Eagle.....	434	155 6	24 0	11 6	12.50	T. S.	65	4 under 4-inch.
Efrida.....	164	101 6	18 0	7 9	10.50	T. S.	23
Gloucester.....	786	204 0	27 2	12 0	17.00	T. S.	120	10 under 4-inch.
Hawk.....	375	145 0	22 0	11 6	14.50	T. S.	70
Huntress.....	82	97 0	16 0	7 3	14.00	T. S.	17
Mayflower.....	2,600	273 0	36 0	17 4	16.80	T. S.	525	14 under 4-inch.
Onelda.....	150	110 11	18 6	7 6	12.00	T. S.	20	3 under 4-inch.
Restless.....	158	113 0	16 0	6 6	12.00	T. S.	12	3 under 4-inch.
Scorpion.....	775	212 9	28 1	11 0	17.85	T. S.	133	10 under 4-inch.
Stranger.....	369	173 0	23 9	10 6	14.00	T. S.	50
Sylph.....	152	123 8	20 0	7 6	15.00	T. S.	47	1 under 4-inch.
Sylvia.....	362	130 0	18 6	10 0	9.00	T. S.	60
Vixen.....	806	182 3	28 0	12 8	16.00	T. S.	190	8 under 4-inch.
Wasp.....	630	180 0	23 0	12 0	16.50	T. S.	79	6 under 4-inch.
Yankton.....	975	185 0	27 6	13 10	14.00	T. S.	170	4 under 4-inch.
SPECIAL CLASS.									
Dolphin.....	1,486	240 0	32 0	14 3	15.50	T. S.	265	3,180	2 4-inch.
Manila.....	1,750	209 3	31 2	13 0	10.00	T. S.	186	636	2 4 7-inch.
Vesuvius.....	930	252 4	26 6	10 7	21.65	T. S.	132	1,800	For torpedo training

LIST OF SHIPS OF THE UNITED STATES NAVY.—CONTINUED.

COLLIERS.	Displacement.		Length over all.		Beam.		Extreme draft.		Speed, loaded.	Speed, light.	Bunker capacity	Cargo capacity	Battery, guns.
	Tons.	Ft. in.	Ft. in.	Ft. in.	Ft. in.	Ft. in.	Knots.	Tons.					
Abrenda.....	6,705	325 6	42 0	23 6	9 00	9.50	813	3,400	4 3-pounder. 4 Colts				
Ajax.....	9,250	387 6	46 6	25 3	10.00	11.00	500	5,000	16-pounder.				
Alexander.....	6,181	343 3	43 0	23 0	8.75	10.00	809	4,200	16-pounder.				
Brutus.....	6,600	332 6	41 6	23 6	10.00	11.00	547	4,000	16-pounder.				
Cæsar.....	5,920	322 1	44 0	21 6	10.00	11.00	761	3,156	16-pounder.				
Cyclone.....	19,360	542 0	65 0	27 8	14.61	2,493	10,457				
Hannibal.....	4,000	275 0	39 3	19 0	9.00	10.00	480	2,300	16-pounder.				
Hector.....	11,200	403 0	53 0	24 8	12.87	818	7,200				
Jacon.....	19,132	536 0	65 0	27 8	14.00	2,000	10,500				
Jupiter.....	19,360	542 0	65 0	27 8	14.00	2,043	10,457				
Justin.....	3,300	287 6	39 0	21 6	9.98	10.90	167	2,900	16-pounder.				
Lebanon.....	3,285	258 0	37 6	19 0	10.00	12.50	189	1,800				
Leionidas.....	4,242	273 11	39 3	19 7	8.50	9.50	200	2,200	16-pounder.				
Mars.....	11,200	403 0	53 0	24 6	12.65	977	8,017				
Nanshan.....	4,950	300 0	39 0	21 3	10.50	11.00	400	2,900	16-pounder.				
Neptune.....	19,360	542 0	65 0	27 8	12.93	2,043	10,457				
Nereus.....	19,000	522 0	62 0	27 8	14.00	2,000	10,500				
Nero.....	6,530	320 0	41 0	22 11	9.00	300	3,500	16-pounder.				
Orion.....	19,132	536 0	65 0	27 8	14.00	2,000	10,500				
Pompey.....	3,085	245 0	33 6	16 10	10.50	13.00	200	1,400				
Prometheus.....	12,585	465 9	60 1	26 0	16.00	1,576	6,410	4 3-inch.				
Proteus.....	19,000	522 0	62 0	27 8	14.00	2,000	10,500				
Saturn.....	4,842	297 1	40 0	22 8	11.00	335	2,400	16-pounder.				
Sterling.....	5,663	284 0	37 0	22 8	11.00	11.00	469	2,672	16-pounder.				
Vestal.....	12,585	465 9	60 1	26 0	16.00	1,576	6,410	4 3-inch.				
Vulcan.....	11,200	403 0	53 0	21 6	12.82	877	8,017				

SAILING SHIPS.

NAME.	Displacement.		Length.	Beam.		Draft.	Speed.	Propulsion.	Description.	Battery, guns
	Tons.	Ft. in.		Ft. in.	Ft. in.					
Boxer.....	346	108 0	29 9	9 2	20 0	ZI	Brig.....	14 under 4-inch.	
Constellation.....	1,970	176 0	42 0	20 0	16 0	ZI	Bar.....	6 4-in., 8 under 4-in.	
Cumberland.....	1,800	176 5	45 8	16 5	ZI	Bar.....	6 4-in., 8 under 4-in.	
Intrepid.....	1,800	176 5	45 8	16 5	ZI	Bar.....	6 4-in., 8 under 4-in.	
Severn.....	1,175	175 0	37 0	16 6	SI	Shlp.....	6 4-in., 8 under 4-in.	

UNDER CONSTRUCTION AND AUTHORIZED.

Nevada.....	27,500	575 0	95 2	28 6	20.05	Turb	1st-class battleship	10 14-inch, 21 5-inch.
New York.....	27,000	565 0	95 3	28 6	21.00	Turb	1st-class battleship	10 14-inch, 21 5-inch.
Oklahoma.....	27,500	575 0	95 2	28 6	20.05	Turb	1st-class battleship	10 14-inch, 21 5-inch.
Pennsylvania.....	31,000	600 0	97 0	28 6	Turb	1st-class battleship	12 14-inch, 20 5-inch.
Texas.....	27,000	565 0	95 3	28 6	21.00	Turb	1st-class battleship	10 14-inch, 21 5-inch.
No. 39.....	31,000	600 0	97 0	28 6	Turb	1st-class battleship	10 14-inch, 21 5-inch.

In addition to the above there are 17 torpedo boat destroyers, 26 submarines, 3 gunboats, 2 colliers, 3 tenders to torpedo vessels, 1 transport and 1 supply ship under construction.

TUGS.

There are attached to the different navy yards and stations 45 tugs, ranging from 100 to 854 tons displacement and from 70 to 2,000 horse power.

UNSERVICABLE FOR WAR PURPOSES.

The Philadelphia, Reina Mercedes, Richmond, Southey, Franklin, Hancock, Independence, Pensacola, Adams, Topeka, Constitution, Essex, Gopher, Granite State, Lancaster, Omaha, Portsmouth and Yantic are no longer fit for sea service. Some are loaned to the naval militia of different states as practice ships.

NAVY AND MARINE CORPS PAY TABLE.

Navy (line).	Pay per annum.*	Marine corps.	Pay per annum.*
Admiral of the navy.....	\$13,500	Captains (staff).....	\$2,600
Rear-admirals—First nine.....	8,000	First lieutenants.....	2,000
Second nine.....	6,000	Second lieutenants.....	1,700
Chiefs of bureaus.....	6,000	*On sea duty, or on shore duty beyond sea, 10 per cent increase.	
Captains.....	4,000	Chaplains of or above the rank of lieutenant-commander get the pay and allowance of a lieutenant-commander, those who have rank of lieutenant, appointed prior to July 1, 1906, \$2,800; others according to rank in above table; naval constructors, \$3,200 to \$4,200; assistant naval constructors, \$2,000, or pay of rank according to above table; warrant officers, \$1,125 to \$2,250.	
Judge-advocate general.....	4,000	Petty officers and chief petty officers get a salary ranging from \$33 to \$77 per month.	
Commanders.....	3,500	First-class seamen get \$26 a month; seamen gunners, \$23; firemen, first-class, \$38; ordinary seamen, \$21; firemen, second-class, \$33; shipwrights, \$27; apprentice seamen, \$18; coal passers, \$24.	
Lieutenant-commanders.....	3,000	The term of enlistment in the United States navy is four years.	
Lieutenants.....	2,400		
Lieutenants (junior grade).....	2,000		
Ensigns.....	1,700		
Chief boatswains, gunners, carpenters, sail-makers.....	1,700		
Midshipmen at sea.....	1,400		
Midshipmen at academy.....	600		
Marine corps.			
Major-general.....	8,000		
Colonels.....	4,000		
Lieutenant-colonels.....	3,500		
Majors.....	3,000		
Captains (line).....	2,400		

Army of the United States.

Corrected to Oct. 20, 1913.

GENERAL OFFICERS AND OFFICERS OF STAFF CORPS AND DEPARTMENTS.

GENERAL OFFICERS.

MAJOR-GENERALS.

Leonard Wood. William H. Carter.
J. Franklin Bell. Arthur Murray.
Thomas H. Barry. Wm. W. Wotherspoon.

RIGI ADJUTANT-GENERALS.

Frederick Funston. Montgomery M. Macomb.
Tasker H. Bliss. Robert K. Evans.
Albert L. Mills. Clarence R. Edwards.
John J. Pershing. James Parker.
Ramsay D. Potts. Hunter Liggett.
Ralph W. Hoyt. Hugh L. Scott.

GENERAL STAFF CORPS.

Maj.-Gen. Leonard Wood, chief of staff
Maj.-Gen. William W. Wotherspoon.

BRIGADIER-GENERALS.

Albert L. Mills. Erasmus M. Weaver.
COLONELS.

John Biddle, engineers.
William A. Maun, infantry.
Edwin St. J. Greble, field artillery.
William A. Nichols, infantry.

LEUTENANT-COLONELS.

John E. McMahon. William G. Haan.
Henry C. Hodges, Jr. Frederick S. Foltz.
Henry C. Benson. Robert T. Allen.

MAJORS.

Daniel B. Devore. Robert A. Brown.
Daniel W. Ketcham. Harry R. Lee.
Benjamin A. Poore. Charles Crawford.
Frank E. Harris. Joseph D. Leitch.
Edward N. Jones, Jr. Arthur S. Conklin.
William D. Connor. Samuel G. Jones.

CAPTAINS.

Howard L. Laubach. Henry C. Smither.
Thomas L. Smith. Frank R. McCoy.
S. J. B. Shindel. Robert O. Van Horn.
Powell Clayton, Jr. William T. Merry.
Berkeley Enoch. William H. Raymond.
William Mitchell. James P. Robinson.

DEPARTMENTS, DIVISIONS AND BRIGADES.

THE EASTERN DEPARTMENT—Embracing the New England states, New York, New Jersey, Pennsylvania, Delaware, Maryland, District of Columbia, Virginia, West Virginia, North Carolina, South Carolina, Kentucky, Tennessee, Georgia, Florida, Alabama, Mississippi, the post of Fort Logan H. Roots, Arkansas, the coast defenses of New Orleans and Galveston, the Panama canal zone, and the island of Porto Rico with the islands and keys adjacent thereto; headquarters, Governor's island, New York; commander, Maj.-Gen. T. H. Barry.

FIRST DIVISION—Headquarters, Governor's island, New York; commander, Maj.-Gen. T. H. Barry.
First brigade; headquarters, Albany, N. Y.
Second brigade; headquarters, Atlanta, Ga.

THE CENTRAL DEPARTMENT—Embracing the states of Ohio, Michigan, Indiana, Illinois, Wisconsin, Minnesota, North Dakota, South Dakota, Iowa, Missouri, Kansas, Nebraska, Wyoming (except Yellowstone park), Colorado and the post at Fort Missoula, Montana; headquarters, Chicago, Ill.; commander, Col. William A. Shunk.
Third cavalry brigade; headquarters, Fort Riley, Kansas.

SECOND DIVISION—Headquarters, Texas City, Tex.; commander, Maj.-Gen. W. H. Carter.

Fourth brigade; headquarters, Texas City, Tex.
Fifth brigade; headquarters, Galveston, Tex.
Sixth brigade; headquarters, Texas City, Tex.

THE SOUTHERN DEPARTMENT—Embracing the states of Texas (except the coast defenses of Galveston), Louisiana (except the coast defenses of New Orleans), Arkansas (except the post of Fort Logan H. Roots), Oklahoma, New Mexico and Arizona; headquarters, Fort Sam Houston, Texas; commander, Brig.-Gen. Tasker H. Bliss.

First cavalry brigade; headquarters, Fort Sam Houston, Texas.
Second cavalry brigade; headquarters, El Paso, Tex.

THE WESTERN DEPARTMENT—Embracing the states

of Washington, Oregon, Idaho, Montana (except the post of Fort Missoula), so much of Wyoming as includes Yellowstone park, California, Nevada, Utah and Alaska; headquarters, San Francisco, Cal.; commander, Maj.-Gen. A. Murray.
THIRD DIVISION—Headquarters, San Francisco, Cal.; commander, Maj.-Gen. A. Murray.

Seventh brigade; headquarters, Vancouver barracks, Washington.
Eighth brigade; headquarters, Presidio of San Francisco, Cal.

THE PHILIPPINE DEPARTMENT—Embracing all the islands of the Philippine archipelago, subdivided into districts of Luzon and Mindanao; headquarters, Manila, P. I.; commander, Maj.-Gen. J. F. Bell.

THE HAWAIIAN DEPARTMENT—Embracing the Hawaiian islands and their dependencies; headquarters, Honolulu; commander, Brig.-Gen. F. Funston.

DEPARTMENT OFFICERS.

THE ADJUTANT-GENERAL—With rank of brigadier-general: George Andrews.

ADJUTANT-GENERALS—With rank of colonel: Henry O. S. Heistand, William A. Simpson, Henry P. McCain, James T. Kerr, Alexander O. Brodie.

With rank of lieutenant-colonel: Benjamin Alford, Eugene F. Ladd, Charles H. Barth, Peyton C. March, Archibald Campbell, John W. Heard, Leon S. Roudiez.

With rank of major: William M. Wright, David J. Baker, Harry H. Whitney, James T. Dean, Frank L. Winn, F. D. Evans, William R. Sample, George T. Patterson, A. S. Fleming, Francis J. Koester.

INSPECTOR-GENERAL—With rank of brigadier-general: Ernest A. Garlington.

INSPECTORS-GENERAL—With rank of colonel: Stephen C. Mills, John L. Chamberlain, Henry P. Kingsbury.

With rank of lieutenant-colonel: James B. Erwin, David C. Shanks, Alfred M. Hunter, Frederick R. Day.

With rank of major: Andre W. Brewster, Frank G. Mauldin, James H. Frier, E. A. Helmick, LeRoy S. Lyon, John M. Jenkins, Alonzo Gray, A. L. Dade, William P. Jackson.

JUDGE-ADVOCATE GENERAL—With rank of brigadier-general: Enoch H. Crowder.

JUDGE-ADVOCATES—With rank of colonel; John A. Hull, George M. Dunn.

With rank of lieutenant-colonel: Frank L. Dodds, John B. Porter, Lewis E. Goodier.

With rank of major: Henry M. Morrow, Walter A. Bethel, B. Winship, Beverly A. Read, Edward A. Kreeger, Samuel T. Ansell, Herbert A. White.

QUARTERMASTER CORPS—Chief of corps, with rank of major-general: James B. Aleshire.
BRIGADIER-GENERALS—Henry G. Sharpe, Carroll A. Deval.

COLONELS—John L. Clem, Abiel L. Smith, Harry L. Rogers, F. Von Schrader, Frederick G. Hodgson, John B. Bellinger, Isaac W. Littell, Gonzales S. Bingham, Webster Vinson, Wallace S. Hamilton, David L. Brainard, Thomas Cruse, Daniel E. McCarthy, George B. Davis.

SURGEON-GENERAL—With rank of brigadier-general: George H. Torney.

ASSISTANT SURGEONS-GENERAL—With rank of colonel: W. C. Gorgas, Marvin L. Maus, Daniel M. Appel, Louis Brechemin, Charles Richard, R. G. Ebert, W. H. Arthur, George E. Bushnell, H. P. Birmingham, William Stephenson, John L. Phillips, Guy L. Edle, William D. Crosby, Charles M. Gandy, Walter D. McCaw.

CHIEF OF ENGINEERS—With rank of brigadier-general: William T. Russell.

Colonels: Dun C. Kingman, William M. Black, S. W. Roessler, F. V. Abbot, Curtis McD. Townsend, George W. Goethals, John Mills, John Biddle, Harry F. Hodges, James G. Warren, Edward Burr, Lansing H. Beach.

Lieutenant-colonels: George A. Zinn, William C. Langitt, James C. Sanford, David DuB. Gail.

lard, Harry Taylor, William L. Sibert, Joseph E. Kuhn, William E. Craighill, Henry C. Newcomer, Patrick M. Mason, Charles H. Riche, Thomas H. Rees, Charles L. Potter, Francis R. Shunk, Henry Jervey, Charles H. McKinstry, William V. Judson, E. E. Winslow, Clement A. F. Flagler, Chester Harding.

CHIEF OF ORDANCE—With rank of brigadier-general: William Crozier.

Colonels: Rogers Birnie, Frank Baker, Orin B. Mitcham, J. W. Benet, William W. Gibson, Edwin B. Babbitt.

CHIEF SIGNAL OFFICER—With rank of brigadier-general: George P. Scriven.

SIGNAL OFFICER—With rank of colonel: William A. Glassford.

CHIEF OF BUREAU OF INSULAR AFFAIRS—With rank of brigadier-general: Frank McIntyre.

Colonel: Charles C. Walcutt, Jr.
Major: Irvin L. Hunt.

REGIMENTAL OFFICERS.

CAVALRY.

- Colonel, Walter L. Finley; lieutenant-colonel, L. M. Brett; majors, James B. Hughes, E. S. Wright, William T. Littebrant.
- Colonel, Frank West; lieutenant-colonel (vacancy); majors, John S. Winn, Francis C. Marshall, William F. Clark.
- Colonel, Augustus P. Blackson; lieutenant-colonel, Guy Carleton; majors, Sedgwick Rice, Arthur Thayer.
- Colonel, William D. Beach; lieutenant-colonel, John B. McDonald; majors, L. Harleman, Guy H. Preston, Ralph Harrison.
- Colonel, Wilbur E. Wilder; lieutenant-colonel, Daniel L. Tate; majors, N. F. McClure, George T. Langhorne, Lawrence J. Fleming.
- Colonel, Charles M. O'Connor; lieutenant-colonel, Thomas B. Dugan; majors, John P. Ryan, M. C. Butler, Jr., James J. Hornbrook.
- Colonel, George K. Hunter; lieutenant-colonel, George H. Sands; majors, S. R. H. Tomkins, Peter E. Traub, Francis H. Beach.
- Colonel, Eben Swift; lieutenant-colonel, Daniel H. Boughton; majors, Robert D. Walsh, George O. Cress, Thomas O. Donaldson.
- Colonel, John F. Gullfoyle; lieutenant-colonel, Augustus C. Macomb; majors, George W. Read, Malvern-Hill Barnum, Charles Young.
- Colonel, John C. Gresham; lieutenant-colonel (vacancy); majors, W. A. Holbrook, George L. Byram, W. H. Hay.
- Colonel, James Lockett; lieutenant-colonel, George H. Morgan; majors, DeRose C. Cabell, Robert L. Howze, Melvin W. Rowell.
- Colonel, Murray H. Cunliffe; lieutenant-colonel, Joseph T. Dickman; majors, S. H. Elliott, Edw. Anderson.
- Colonel, Charles A. P. Hatfield; lieutenant-colonel, Tyree R. Rivers; majors, G. H. MacDonald, Robert E. L. Michie, P. D. Lochridge.
- Colonel, Frederick W. Sibley; lieutenant-colonel, Franklin O. Johnson; majors, George H. Cameron, Frank M. Caldwell, Oren B. Meyer.
- Colonel, Joseph Garrard; lieutenant-colonel (vacancy); majors, Charles A. Hedekin, M. M. McNamee, Charles D. Rhodes.

INFANTRY.

- Colonel, G. K. McGunagle; lieutenant-colonel, Robert L. Hirst; majors, Julius A. Penn, Charles E. Tayman, Joseph Frazier.
- Colonel, Francis H. French; lieutenant-colonel, Benjamin W. Atkinson; majors, E. V. Smith, Michael J. Lenihan, Herbert O. Williams.
- Colonel, Henry Kirby; lieutenant-colonel (vacancy); majors, Walter H. Gordon, William H. Bertsch, Lutz Wahl.
- Colonel, John H. Bascom; lieutenant-colonel, Elmore F. Taggart; majors, Paul A. Wolf, Charles G. French, John S. Switzer.
- Colonel, Charles G. Morton; lieutenant-colonel, S. L. Faison; majors, William F. Martin, James H. McRae, A. J. Lassefme.
- Colonel, Lea Feibiger; lieutenant-colonel, James M. Arrasnith; majors, Edson A. Lewis, John L. Hines, M. Crowley.

- Colonel, Daniel Cornman; lieutenant-colonel (vacancy); majors, Tredwell W. Moore, Charles Miller, Hanson E. Ely.
 - Colonel, Frank B. Jones; lieutenant-colonel, William H. Allaire; majors, Thomas G. Hanson, W. O. Johnson, Harry J. Hirsch.
 - Colonel, Charles J. Crane; lieutenant-colonel (vacancy); majors, E. V. Bookmiller, George B. Duncan.
 - Colonel, Henry A. Greene; lieutenant-colonel, W. F. Blauvelt; majors, Charles Gerhardt, Samuel Seay, LaRoy S. Upton.
 - Colonel, Abner Pickering; lieutenant-colonel, Omar Bundy; majors, William F. Grote, William M. Morrow.
 - Colonel, William H. C. Bowen; lieutenant-colonel, Walter K. Wriglit; majors, Herman Hall, Robert W. Rose, Lewis S. Sorley.
 - Colonel, R. H. R. Loughborough; lieutenant-colonel, George W. McIver; majors, Beaumont B. Buck, U. G. McAlexander, Peter C. Hains.
 - Colonel, Richard H. Wilson; lieutenant-colonel, Maury Nichols; majors, F. H. Albright, H. G. Learned, John W. Heavey.
 - Colonel, John C. F. Tilson; lieutenant-colonel, Edwin A. Root; majors, A. B. Shattuck, Charles C. Clark, Palmer E. Pierce.
 - Colonel, George Bell, Jr.; lieutenant-colonel, Chase W. Kennedy; majors, William C. Bennett, George D. Guyer.
 - Colonel, John T. Van Orsdale; lieutenant-colonel, Henry D. Styer; majors, George W. Martin, George C. Saffarans, Benjamin F. Hardaway.
 - Colonel, Thomas F. Davis; lieutenant-colonel, Alfred Hasbrouck; majors, Mark L. Hersey, Francis E. Lacey, Jr., George D. Moore.
 - Colonel, Millard F. Waltz; lieutenant-colonel, Daniel L. Howell; majors, Edward M. Lewis, Samuel Burkhardt, Jr., Truman O. Murphy.
 - Colonel, James A. Irons; lieutenant-colonel, Frederick Perkins; majors, Charles Crawford, William S. Graves, Frank D. Webster.
 - Colonel, George S. Young; lieutenant-colonel, John F. Morrison; majors, A. P. Buffington, Samuel E. Smiley, Wilson Chase.
 - Colonel, Daniel A. Frederick; lieutenant-colonel, Harris L. Roberts; majors, Tredwell W. Moore, William T. Wilder, Peter Murray.
 - Colonel, Edwin F. Glenn; lieutenant-colonel, Benjamin C. Morse; majors, Charles B. Hagadorn, William Weigal, Henry J. Hunt.
 - Colonel, William C. Butler; lieutenant-colonel, Clarence E. Dentler; majors, Charles C. Bailou, Marcus D. Cronin, M. S. Jarvis.
 - Colonel, L. W. V. Kennon; lieutenant-colonel, Carl Reichmann; majors, Ernest B. Gose, Vernon L. Caldwell, Edmund L. Butts.
 - Colonel, Robert L. Bullard; lieutenant-colonel, William H. Johnston; majors, Lucius L. Durfee, Ross L. Bush, Thomas F. Schley.
 - Colonel, Robert N. Getty; lieutenant-colonel, Walter H. Chatfield; majors, Edmund Wittenmyer, William R. Dashiell, John B. Bennett.
 - Colonel, Edward H. Plummer; lieutenant-colonel (vacancy); majors, Joseph D. Leitch, James B. Landsay, Harry A. Smith.
 - Colonel, John S. Mallory; lieutenant-colonel (vacancy); majors, Edward R. Chrisman, M. McFarland, Douglas Settle.
 - Colonel, Charles McClure; lieutenant-colonel, Joseph P. O'Neill; major, John J. Bradley.
- Porto Rico Regiment—Lieutenant-colonel, Lewis M. Koehler; majors, Alvan C. Read, Howard C. Price.
- Philippine Scouts—Major, Evan H. Humphrey.

FIELD ARTILLERY.

- Colonel, Samuel D. Sturgis; lieutenant-colonel, Charles T. Mcuoher.
- Colonel, Eli D. Hoyle; lieutenant-colonel, Edward F. McGlachlin.
- Colonel, Charles G. Treat; lieutenant-colonel, T. Bentley Mott.
- Colonel, Lucien G. Berry; lieutenant-colonel, William Lassiter.
- Colonel, Granger Adams; lieutenant-colonel, Ernest Hinds.
- Colonel, Edward A. Miller; lieutenant-colonel, William L. Kenly.

TABLE OF ARMY PAY.

OFFICERS IN ACTIVE SERVICE—ACT MAY 11, 1908.

Grade.	Yearly.	Pay of After			
		grade.	5 yrs.	10 yrs.	15 yrs.
		M'hly.	M'hly.	M'hly.	M'hly.
Lieut.-gen.	\$11,000	\$916.67
Maj.-gen.	8,000	666.67
Brig.-gen.	6,000	500.00
Colonel	4,000	333.33	\$366.67	\$400.00	\$416.67
Lieut.-col.	3,500	291.67	320.83	350.00	375.00
Major	3,000	250.00	275.00	300.00	325.00
Captain	2,400	200.00	220.00	240.00	260.00
1st lieut.	2,000	166.67	183.33	200.00	216.67
2d lieut.	1,750	141.67	155.33	170.00	184.17

In case any officer below the grade of major required to be mounted provides himself with suitable mounts at his own expense, he shall receive

an addition to his pay of \$150 per annum if he provides one mount and \$200 per annum if he provides two mounts.

RETIREED OFFICERS—ACT MAY 11, 1908.

Grade.	Yearly.	Pay of After			
		grade.	5 yrs.	10 yrs.	15 yrs.
		M'hly.	M'hly.	M'hly.	M'hly.
Lieut.-gen.	\$8,250	\$687.50
Maj.-gen.	6,000	500.00
Brig.-gen.	4,500	375.00
Colonel	3,000	250.00	\$275.00	\$300.00	\$312.50
Lieut.-col.	2,625	218.75	240.62	262.50	281.25
Major	2,250	187.50	206.25	225.00	243.75
Captain	1,800	150.00	165.00	180.00	195.00
1st lieut.	1,500	125.00	137.50	150.00	162.50
2d lieut.	1,275	106.25	116.87	127.50	138.12

MONTHLY PAY OF ENLISTED MEN—ACT MAY 11, 1908.

Grade.	Enlistment						
	1st.	2d.	3d.	4th.	5th.	6th.	7th.
Master electrician, signal corps, coast artillery; chief musician.....	\$75	\$79	\$83	\$87	\$91	\$95	\$99
Engineer, coast artillery.....	65	69	77	77	81	85	89
Sergeant, first class, hospital corps.....	50	54	58	62	66	70	74
First sergeant, all arms.....	45	49	53	57	61	65	69
Battalion sergeant-major, field artillery, infantry; squadron sergeant major, cavalry; junior sergeant-major, coast artillery; battalion quartermaster sergeant, field artillery; master gunner, coast artillery; principal musician, bands.....	40	44	48	52	56	60	64
Electrician sergeant, second class, coast artillery; sergeant engineers, ordnance, signal corps; sergeant, bands; quartermaster sergeant, engineers; drum major, bands; color sergeant, cavalry, field artillery, infantry.....	36	40	44	48	52	56	60
Sergeant, cavalry, field artillery, coast artillery, infantry; sergeant, hospital corps; corporal, bands; quartermaster sergeant, cavalry, field artillery, coast artillery, infantry; stable sergeant, field artillery; cook, all arms.....	30	33	36	39	42	45	48
Corporal, engineers, ordnance, signal corps, hospital corps; chief mechanic, field artillery; mechanic, coast artillery; private, bands.....	24	27	30	33	36	39	42
Corporal, cavalry, field artillery, coast artillery, infantry; mechanic, field artillery; farrier, blacksmith, saddler, wagoner, cavalry; artificer, infantry.....	21	24	27	30	33	36	39
Private, first class, engineers, ordnance, signal corps, hospital corps.....	18	21	24	27	30	33	35
Private, hospital corps.....	16	19	22	23	24	25	26
Trumpeter, cavalry; musician, infantry, field artillery, coast artillery, engineers; private, cavalry, field artillery, coast artillery, infantry, signal corps; private, second class, engineers, ordnance.....	15	18	21	22	23	24	25

The rates of pay to retired enlisted men are based upon length of service and their pay at the time of retirement. Thus a private of the first class gets \$15.75 a month if he is retired after his second enlistment and \$2 a month after his seventh enlistment. A retired master signal electrician, the highest paid of enlisted men, gets from \$59.25 to \$74.25 a month.

AUTHORIZED STRENGTH OF THE ARMY.

	Major-Generals.	Brigadier-Generals.	Colonels.	Lieutenant-colonels.	Majors.	Captains.	First lieutenants.	Second lieutenants.	Chaplains.	Total commissioned officers.	Enlisted men.
General officers.....	6	15	21
Adjutant-general's department.....	1	5	7	10	23
Inspector-general's department.....	1	3	4	9	17
Judge-advocate general's department.....	1	2	3	7	13
Quartermaster corps.....	1	2	12	18	48	102	183	*403
Medical department.....	1	15	24	105	171	1274	1590	†
Corps of engineers.....	1	13	20	45	54	50	43	1	225	1,942
Ordnance department.....	1	6	9	19	25	25	85	735
Signal corps.....	1	1	2	6	18	18	46	1,212
Bureau of insular affairs.....	1	1	1	1	3
Fifteen regiments of cavalry.....	15	25	45	225	225	225	15	765	14,144
Six regiments of field artillery.....	6	6	12	66	78	78	6	252	5,457
Coast artillery corps.....	1	14	14	42	210	210	14	715	18,607
Thirty regiments of infantry.....	30	30	90	450	450	450	30	1,530	33,107
Porto Rico regiment of infantry.....	1	1	1	1	10	10	1	32	591
Military academy.....	2	5	7	630
Detached officers.....	8	9	27	77	79	200
Additional officers.....	30	7	37
Recruiting parties, recruit depots and unassigned recruits.....	7,000
Service school detachments.....	587
United States military prison guards.....	320
Indian scouts.....	75
Total regular army.....	7	26	163	173	464	1,409	1,419	1,016	67	4,744	84,810
Additional force.....	52	64	64	180	5,732
Philippine scouts.....
Grand total.....	7	26	163	173	464	1,461	1,483	1,080	67	4,924	90,542

*Under the act of congress approved Aug. 24, 1912, the 6,000 authorized enlisted men of the quartermaster corps are not to be counted as part of the strength of the army. †Includes 85 first lieutenants of the medical reserve corps on active duty and 60 dental surgeons.

proved March 1, 1887 (24 Stat. L., 435), the enlisted men of the medical department (hospital corps) are not to be counted as part of the strength of the army. The authorized strength of the hospital corps is 3,500 enlisted men.

ARMIES AND NAVIES OF THE WORLD.

[Data chiefly from the Statesman's Year-Book and Brassey's Naval Annual for 1913.]

COUNTRY.	ARMY.		NAVY.		Total of armed forces.	Annual cost of army and navy.†
	Peace footing.	War footing.	Ships.§	Men.		
Abyssinia	150,000				150,000	
Afghanistan	60,000				60,000	
Argentine Republic	215,000	365,000	38	5,000	220,000	\$24,494,949
Australian Commonwealth	168,048			5,009	173,057	27,391,900
Austria-Hungary	402,388	2,000,000	122	16,311	418,699	89,884,776
Belgium	46,574	180,000			46,574	16,289,453
Bolivia	3,153				3,153	1,331,565
Brazil	32,000		32	8,800	40,800	20,000,000
Bulgaria	59,900	235,000			59,900	8,100,000
Canada*	71,712				71,712	9,482,094
Chile	21,037		31	6,084	27,121	8,100,000
China	500,000		6		500,000	64,240,000
Colombia	6,000		11		6,000	
Costa Rica	1,000	50,000	2		1,000	
Cuba	4,523		11		4,523	
Denmark	13,720	50,000	32		13,720	7,312,250
Ecuador	6,000	100,000	3	200	6,200	
Egypt	17,274				17,274	3,579,085
France	645,644	1,300,000	407	25,500	671,144	268,755,912
Germany	656,144	3,320,000	236	33,500	689,644	217,526,950
Great Britain	809,403		637	136,461	945,864	359,727,000
Greece	28,888	80,000	24	4,900	33,788	6,066,467
Guatemala	85,535	126,110	4		85,535	2,283,986
Haiti	5,000		2		5,000	
Honduras	2,000	54,000			2,000	
Italy	302,252	2,000,000	225	28,957	331,209	110,520,252
Japan	225,000	800,000	186	48,049	273,049	58,803,074
Mexico	55,675	84,500	5	1,163	56,838	14,000,892
Montenegro	30,000				30,000	52,000
Nepal	30,000				30,000	
Netherlands	24,244	125,000	77	9,152	33,396	20,279,468
Nicaragua	4,000	40,000	10		4,000	
Norway†	80,000	110,000	37	1,290	81,290	5,420,150
Panama	300		2	50	300	
Paraguay	2,600		3		2,600	
Persia	60,000	110,000	8		60,000	
Peru	6,500		6		6,500	2,000,000
Portugal	30,000	300,000	29	6,107	36,107	14,800,654
Roumania	98,139	220,000	28		98,139	14,835,606
Russia	1,850,000	4,000,000	242	60,000	1,260,000	326,039,698
Salvador	16,144	85,870	1		16,144	
Santo Domingo	1,300		6		1,300	
Servia	361,747				361,747	6,032,000
Siam	26,200		21	5,000	31,200	
Spain	128,073	220,000	42		128,073	46,092,340
Sweden	81,654	485,000	44	4,960	86,614	20,292,875
Switzerland	214,022		99		214,022	8,859,225
Turkey	230,000	905,000	39	30,925	260,925	40,000,000
United States‡	95,468		323	59,651	155,119	\$214,193,721
Uruguay	4,000	36,000	3		4,000	
Venezuela	9,400	60,000	6	400	9,800	4,710,491

*Active militia. †Troops of the line. ‡In 1913. §Warships of all kinds except those absolutely worthless, including torpedo boats, submarines, guard boats, etc. ¶Figures are chiefly for 1912-1913. A few are estimates. ‡Appropriations for 1913.

TROOPS ENGAGED IN UNITED STATES WARS.

Military and naval forces employed by the government since 1775.

War.	Date.	Total.	War.	Date.	Total.
Revolution	1775-83	309,731	Utah Indian	1851-53	540
Northwestern Indian	1790-95	8,983	Oregon, Washington Indian	1851-56	5,145
France	1798-1800	4,593	Comanche	1854	503
Tripoli	1801-05	3,330	Seminole	1855-58	2,687
Indian (Harrison)	1811-13	910	Civil war	1861-66	2,778,304
War of 1812	1812-15	576,622	Spanish-American	1898-99	312,523
Creek Indian	1813-14	13,781	Philippine	1899-1902	140,038
Seminole	1817-18	6,911	Pekin (China) expedition	1900-01	6,913
Winnebago	1827	1,416			
Sac and Fox (Ill.)	1831		Total		4,371,839
Black Hawk	1832	6,465	The total in this table includes re-enlistments.		
Cherokee removal	1833-39	9,494	The total number of individuals is estimated at 3,304,993, of whom 2,213,363 served in the civil war.		
Seminole (Fla.)	1835-42	41,122	AMERICAN LOSSES IN SPANISH AND PHILIPPINE WARS.		
Sabine Indian	1836-37	4,429	From wounds or disease.		
Creek (Ala.)	1836-37	13,418	Officers, En. men.		
"Patriot" (frontier)	1838-39	1,500	May 1, 1898, to June 30, 1899	224	6,396
Seminole (Fla.)	1842-58		June 30, 1899, to July 1, 1900	74	1,930
Mexico	1846-48	112,230	July 1, 1900, to June 30, 1901	57	1,993
Cayuse Indian (Ore.)	1848	1,116			
Texas Indian	1849-56	4,243			
Apache (Utah)	1849-55	2,661			
California Indian	1849-55	265			

REGULAR ARMY AND MILITIA.

Organized strength, 1908-1912. [From reports of the war department.]

STATE OR TER.	1908.		1909.		1910.		1911.		1912.	
	Officers.	Privates	Officers.	Privates	Officers.	Privates	Officers.	Privates	Officers.	Privates
Regular army ^a	3,850	67,184	4,048	74,985	4,273	70,893	4,281	73,554	4,470	81,331
Phil. scouts.....	116	5,278	160	5,586	166	5,386	179	5,401	180	5,480
MILITIA.....										
Alabama.....	216	3,010	221	3,068	216	3,011	206	2,914	213	3,212
Arizona.....	33	340	43	588	56	682	59	631	51	491
Arkansas.....	122	1,174	129	1,327	139	1,426	127	1,258	139	1,328
California.....	193	2,082	192	2,348	205	2,789	219	3,000	234	3,191
Colorado.....	69	644	71	774	97	1,063	109	1,234	110	1,408
Connecticut.....	181	2,526	186	2,677	184	2,398	191	2,482	188	2,585
Delaware.....	39	849	40	861	42	857	40	837	37	830
Dist. of Columbia.....	132	1,205	136	1,329	120	1,525	123	1,314	134	1,396
Florida.....	94	1,160	101	1,242	97	1,125	102	1,007	100	1,145
Georgia.....	212	2,806	239	2,794	222	2,995	227	2,886	237	2,676
Hawaii.....	40	452	49	557	47	561	46	507	47	569
Idaho.....	61	469	59	592	62	642	62	627	57	799
Illinois.....	500	5,813	520	6,165	507	5,828	521	5,774	521	5,586
Indiana.....	186	2,121	198	2,293	179	2,061	193	2,198	192	2,200
Iowa.....	202	2,455	216	2,523	218	2,984	221	2,880	215	2,825
Kansas.....	128	1,275	129	1,383	184	1,539	139	1,666	138	1,741
Kentucky.....	150	1,590	159	1,941	161	1,936	143	1,768	145	1,580
Louisiana.....	106	1,142	111	1,248	125	1,670	122	1,869	119	1,860
Maine.....	108	1,174	107	1,221	108	1,253	108	1,252	106	1,356
Maryland.....	183	1,741	157	1,911	160	1,878	152	1,862	160	1,706
Massachusetts.....	424	5,102	443	5,538	444	5,404	446	5,413	443	5,421
Michigan.....	213	2,648	204	2,578	206	2,510	207	2,489	215	2,596
Minnesota.....	196	2,612	201	2,747	204	2,545	199	2,406	210	2,655
Mississippi.....	119	1,083	127	1,325	135	1,372	125	1,316	106	1,188
Missouri.....	208	2,811	223	3,217	258	2,675	248	2,462	262	2,995
Montana.....	36	386	40	501	54	694	64	698	61	728
Nebraska.....	108	1,269	102	990	126	1,021	122	1,208	113	1,171
New Hampshire.....	125	1,443	131	1,545	92	1,184	92	1,182	92	1,171
New Jersey.....	351	3,982	369	4,116	362	3,783	367	3,716	345	3,584
New Mexico.....	31	248	27	181	37	887	56	793	64	700
New York.....	946	13,800	981	14,503	922	14,244	923	13,688	920	14,477
North Carolina.....	204	1,835	215	1,908	237	2,043	238	1,965	230	2,008
North Dakota.....	44	639	64	693	65	683	57	599	53	614
Ohio.....	446	5,089	495	5,511	505	5,085	513	5,496	518	5,462
Oklahoma.....	58	660	56	988	59	901	60	955	59	989
Oregon.....	101	1,343	112	1,457	104	1,415	107	1,291	102	1,362
Pennsylvania.....	703	9,345	732	9,776	738	9,683	755	9,862	743	9,705
Rhode Island.....	116	961	110	1,041	107	1,027	109	1,189	100	1,257
South Carolina.....	175	1,714	180	1,751	184	1,772	192	1,710	177	1,792
South Dakota.....	64	562	73	707	80	714	84	802	83	787
Tennessee.....	111	1,430	122	1,401	125	1,515	127	1,896	128	1,735
Texas.....	202	2,082	216	2,378	216	2,513	215	1,986	215	2,578
Utah.....	37	330	47	350	30	330	30	330	34	339
Vermont.....	63	781	63	767	62	769	67	752	71	810
Virginia.....	163	1,903	170	2,222	189	2,231	180	2,017	190	2,237
Washington.....	56	639	54	969	88	1,242	86	1,178	87	1,205
West Virginia.....	98	986	116	1,194	98	1,346	103	1,238	100	1,218
Wisconsin.....	194	2,825	198	2,898	197	2,836	198	2,806	197	2,892
Wyoming.....	41	439	41	408	52	598	49	592	53	591
Total.....	8,583	102,358	8,975	109,051	9,155	110,505	9,172	108,816	9,142	112,770

NAVY AND NAVAL MILITIA.

STATE OR TER.	1908.		1909.		1910.		1911.		1912.	
	Officers.	Privates	Officers.	Privates	Officers.	Privates	Officers.	Privates	Officers.	Privates
Navy.....	2,767	33,346	2,823	44,129	2,921	45,076	3,069	46,759	3,114	46,651
Marine corps.....	269	8,811	334	9,360	334	9,152	330	9,454	319	9,567
NAVAL MILITIA.....										
California.....	49	509	49	552	50	575	53	600	58	606
Connecticut.....	22	220	22	202	22	233	23	230	21	221
Dist. of Columbia.....	14	187	14	132	14	143	13	147	12	131
Florida.....							16	134	14	134
Georgia.....	10	107	3	44	3	60	3	60		Disbanded.
Illinois.....	50	669	51	587	49	225	44	526	50	587
Indiana.....					21	186	14	184	14	216
Louisiana.....	48	577	52	583	49	553	51	598	46	544
Maine.....	4	40	4	65	4	125	5	108	9	141
Maryland.....	21	272	23	271	21	272	21	183	16	211
Massachusetts.....	43	496	41	481	44	499	41	523	42	541
Michigan.....	40	356	45	295	41	299	37	291	41	434
Minnesota.....	13	162	11	123	11	123	14	201	12	186
Missouri.....	11	120	10	96	18	196	17	201	16	210
New Jersey.....	27	301	29	321	25	325	33	293	29	377
New York.....	52	741	53	767	52	768	62	789	72	1,086
North Carolina.....	44	343	47	317	46	300	44	320	44	265
Ohio.....	19	183	18	247	16	234	17	237	23	319
Oregon.....							25	208	21	214
Pennsylvania.....	18	188	7	115	8	152	11	178	13	213
Rhode Island.....	19	212	17	209	15	185	15	173	18	162
South Carolina.....	21	185	21	185	20	187	20	187	21	179
Washington.....							12	112	13	193
Wisconsin.....			8	44	8	61	9	74	10	112
Total nav. militia.....	515	5,787	525	5,639	540	5,961	602	6,592	615	7,185

COMPARATIVE STRENGTH OF NAVIES.

[Based on tables published in Brassey's Naval Annual for 1913.]

COUNTRY.	Modern battle ships.		Battle cruisers.		Older battle ships.		First-class cruisers.		Light cruisers.	
	No.	Displacement. Tons.	No.	Displacement. Tons.	No.	Displacement. Tons.	No.	Displacement. Tons.	No.	Displacement. Tons.
Great Britain.....	20	643,850	10	215,800	38	556,200	42	494,800	90	397,515
Germany.....	19	440,350	7	177,900	20	243,270	9	94,135	46	180,060
Austria-Hungary.....	4	80,000	9	98,601	7	7,185	9	32,277
Italy.....	8	181,800	8	95,418	7	61,458	14	46,545
France.....	17	270,568	15	183,898	18	191,761	13	69,469
Russia.....	9	193,900	4	120,000	8	96,964	6	63,336	15	87,267
United States.....	13	508,050	25	353,847	15	186,535	10	45,270

EFFECTIVE FIGHTING SHIPS.

CLASS.	Great Britain.			Germany.			Austria-Hungary.			Italy.			France.			Russia.			United States.			
	Built.	Building.	Total.	Built.	Building.	Total.	Built.	Building.	Total.	Built.	Building.	Total.	Built.	Building.	Total.	Built.	Building.	Total.	Built.	Building.	Total.	
BATTLE SHIPS.																						
Modern.....	18	11	29	10	9	19	1	3	4	1	7	8	6	11	17	2	7	9	8	5	13	
Cruiser.....	7	3	10	3	4	7	
Older.....	38	38	20	20	9	9	8	8	15	15	8	8	25	25	
Total.....	63	14	77	33	13	46	10	3	13	9	7	16	21	11	32	10	11	21	33	5	38	
CRUISERS.																						
First class.....	42	42	9	9	1	1	7	7	13	13	6	6	15	15	
Light.....	76	14	90	6	46	6	3	9	9	5	14	18	18	8	6	14	10	10	
Total.....	118	14	132	49	6	55	7	3	10	16	6	21	31	31	14	6	20	25	25	

TORPEDO BOATS AND SUBMARINES.

Destroyers.....	193	34	227	17	14	141	14	4	18	27	8	35	75	12	87	96	9	105	41	14	53
Torpedo boats.....	58	58	47	47	41	12	53	57	16	73	173	173	23	23	24	24
Submarines.....	66	19	85	18	12	30	8	7	15	17	3	20	76	14	90	30	18	48	28	16	44

Japan, which is omitted from the Brassey tables, 13 armored cruisers, 20 protected cruisers, 61 dead-horned in 1913 2 dreadnoughts, 16 pre-dreadnoughts, 13 armored cruisers, 20 protected cruisers, 61 destroyers, 50 torpedo boats and 12 submarines.

NAVAL EXPENDITURES OF CHIEF POWERS.

	TOTAL EXPENDITURES.			VOTED FOR NEW CONSTRUCTION.		
	1900.	1910.	1913.	1900.	1910.	1913.
Great Britain.....	£29,998,529	£40,603,700	£46,309,300	£9,788,146	£13,279,830	£13,276,400
Germany.....	7,648,781	21,247,588	22,887,870	3,401,907	11,921,195	11,176,407
United States.....	13,385,574	26,515,468	28,932,630	4,344,127	6,222,100	4,430,000
France.....	12,511,053	13,659,820	18,626,755	4,718,566	5,918,292	7,595,010
Russia.....	8,662,801	10,219,766	24,477,487	3,149,014	1,424,013	10,853,616
Italy.....	4,903,129	6,950,987	10,269,460	1,156,921	2,662,406	2,800,000
Austria-Hungary.....	3,545,727	5,985,715	1,583,333	3,280,473

FAILURES IN THE UNITED STATES.

[From Dun's Review, New York.]

CALENDAR YEAR.	1ST QUAR.		2D QUAR.		3D QUAR.		4TH QUAR.		TOTAL FOR YEAR.	
	No. failures.	Amt. of liabilities.	No. failures.	Amt. of liabilities.	No. failures.	Amt. of liabilities.	No. failures.	Amt. of liabilities.	No. failures.	Average liabilities.
1897.....	3082	\$48,007,911	2889	\$43,084,876	2891	\$25,601,188	3649	\$37,038,096	13,351	\$154,332,071
1898.....	3687	32,946,565	3061	34,498,074	2540	25,104,778	2638	38,113,482	12,186	130,662,889
1899.....	2772	27,152,051	2081	14,910,902	2019	17,640,972	2483	31,175,984	9,337	90,879,889
1900.....	2894	35,022,573	2459	41,724,870	2519	27,119,906	2223	36,628,225	10,774	138,495,673
1901.....	3335	31,733,486	2424	24,101,904	2324	24,756,172	2919	32,531,514	11,145	115,022,376
1902.....	3418	33,731,758	2747	26,643,068	2511	25,032,634	2939	32,003,279	11,615	117,476,570
1903.....	3200	31,344,423	2248	32,452,827	2548	34,858,595	3383	33,788,330	12,099	155,444,185
1904.....	3344	48,066,721	2870	31,424,188	2869	32,168,296	3016	32,543,106	12,169	144,202,311
1905.....	3443	30,162,505	2767	25,742,080	2596	20,329,443	2714	26,442,144	11,520	102,676,172
1906.....	3102	33,761,107	2510	28,902,967	2300	21,998,163	2770	34,541,278	10,682	119,201,515
1907.....	3136	32,075,591	2481	38,411,880	2483	46,467,686	3635	81,348,877	11,725	197,385,225
1908.....	4909	75,706,191	3880	58,797,264	3457	55,302,690	3524	42,638,161	15,890	222,315,684
1909.....	3850	44,460,950	2981	44,080,423	2836	27,594,498	3257	36,967,594	12,924	154,603,465
1910.....	3525	73,079,154	2863	39,160,152	3011	42,177,998	3253	47,339,793	12,652	201,157,087
1911.....	3935	59,651,761	3076	44,046,590	2880	35,167,269	3500	52,196,405	13,441	191,061,665
1912.....	4828	63,012,323	3849	44,940,900	3489	45,532,137	3636	49,573,031	15,452	203,117,391
1913.....	4456	76,832,277	3703	56,076,784	3559	58,734,153

THE PRESIDENT'S MESSAGE TO CONGRESS.

President Woodrow Wilson read the following message at a joint session of the house and senate Dec. 2, 1913:

Gentlemen of the Congress: In pursuance of my constitutional duty to "give to the congress information of the state of the union," I take the liberty of addressing you on several matters which ought, it seems to me, particularly to engage the attention of your honorable bodies, as of all who study the welfare and progress of the nation.

I shall ask your indulgence if I venture to depart in some degree from the usual custom of setting before you in formal review the many matters which have engaged the attention and called for the action of the several departments of the government or which look to them for early treatment in the future, because the list is long—very long—and would suffer in the abbreviation to which I should have to subject it. I shall submit to you the reports of the heads of the several departments, in which these subjects are set forth in careful detail, and beg that they may receive the thoughtful attention of your committees and of all members of the congress who may have the leisure to study them. Their obvious importance, as constituting the very substance of the business of the government, makes comment and emphasis on my part unnecessary.

The country, I am thankful to say, is at peace with all the world, and many happy manifestations multiply about us of a growing cordiality and sense of community of interest among the nations, foreshadowing an age of settled peace and good will. More and more readily each decade do the nations manifest their willingness to bind themselves by solemn treaty to the processes of peace, the processes of frankness and fair concession. So far the United States has stood at the front of such negotiations. She will, I earnestly hope and confidently believe, give fresh proof of her sincere adherence to the cause of international friendship by ratifying the several treaties of arbitration awaiting renewal by the senate. In addition to these, it has been the privilege of the department of state to gain the assent, in principle, of no less than thirty-one nations, representing four-fifths of the population of the world, to the negotiation of treaties by which it shall be agreed that whenever differences of interest or of policy arise which cannot be resolved by the ordinary processes of diplomacy they shall be publicly analyzed, discussed and reported upon by a tribunal chosen by the parties before either nation determines its course of action.

There is only one possible standard by which to determine controversies between the United States and other nations, and that is compounded of these two elements: Our own honor and our obligations to the peace of the world. A test so compounded ought easily to be made to govern both the establishment of new treaty obligations and the interpretation of those already assumed.

MEXICAN SITUATION.

There is but one cloud upon our horizon. That has shown itself to the south of us and hangs over America. There can be no certain prospect of peace in America until Gen. Huerta has surrendered his usurped authority in Mexico; until it is understood on all hands, indeed, that such pretended government will not be countenanced or dealt with by the government of the United States. We are the friends of constitutional government in America; we are more than its friends, we are its champions, because in no other way can our neighbors, to whom we would wish in every way to make proof of our friendship, work out their own development in peace and liberty.

Mexico has no government. The attempt to maintain one at the City of Mexico has broken down, and a mere military despotism has been set up which has hardly more than the semblance of national authority. It originated in the usurpation of Victoriano Huerta, who, after a brief attempt to play the part of constitutional president, has at last cast aside even the pretense of legal right and declared himself dictator. As a consequence a condition of affairs now exists in Mexico which has

made it doubtful whether even the most elementary and fundamental rights either of her own people or of the citizens of other countries resident within her territory can long be successfully safeguarded, and which threatens, if long continued, to imperil the interests of peace, order and tolerable life in the lands immediately to the south of us.

Even if the usurper had succeeded in his purposes, in despite of the constitution of the republic and the rights of its people, he would have set up nothing but a precarious and hateful power, which could have lasted but a little while, and whose eventual downfall would have left the country in a more deplorable condition than ever. But he has not succeeded. He has forfeited the respect and the moral support even of those who were at one time willing to see him succeed. Little by little he has been completely isolated. By a little every day his power and prestige are crumbling and the collapse is not far away.

We shall not, I believe, be obliged to alter our policy of watchful waiting. And then, when the end comes, we shall hope to see constitutional order restored in distressed Mexico by the concert and energy of such of her leaders as prefer the liberty of their people to their own ambitions.

PLEA FOR CURRENCY BILL.

I turn to matters of domestic concern. You already have under consideration a bill for the reform of our system of banking and currency, for which the country waits with impatience, as for something fundamental to its whole business life and necessary to set credit free from arbitrary and artificial restraints. I need not say how earnestly I hope for its early enactment into law. I take leave to beg that the whole energy and attention of the senate be concentrated upon it till the matter is successfully disposed of. And yet I feel that the request is not needed—that the members of the great house need no urging in this service to the country.

I present to you, in addition, the urgent necessity that special provision be made also for facilitating the credits needed by the farmers of the country. The pending currency bill does the farmers a great service. It puts them upon an equal footing with other business men and masters of enterprise, as it should; and upon its passage they will find themselves quit of many of the difficulties which now hamper them in the field of credit. The farmers, of course, ask and should be given no special privilege, such as extending to them the credit of the government itself. What they need and should obtain is legislation which will make their own abundant and substantial credit resources available as a foundation for joint, concerted local action in their own behalf in getting the capital they must use. It is to this we should now address ourselves.

It has, singularly enough, come to pass that we have allowed the industry of our farms to lag behind the other activities of the country in its development. I need not stop to tell you how fundamental to the life of the nation is the production of its food. Our thoughts may ordinarily be concentrated upon the cities and the hives of industry, upon the cries of the crowded market place and the clangor of the factory, but it is from the quiet interspaces of the open valleys and the free hillside that we draw the sources of life and of prosperity—from the farm and the ranch, from the forest and the mine. Without these every street would be silent, every office deserted, every factory fallen into disrepair.

And yet the farmer does not stand upon the same footing with the forester and the miner in the market of credit. He is the servant of the seasons. Nature determines how long he must wait for his crops and will not be hurried in her processes. He may give his note, but the season of its maturity depends upon the season when his crop matures, lies at the gates of the market where his products are sold. And the security he gives is of a character not known in the broker's office or as familiarly as it might be on the counter of the banker.

RURAL CREDIT SYSTEM.

The agricultural department of the government is seeking to assist as never before to make farming an efficient business, of wide co-operative effort, in quick touch with the markets for foodstuffs. The farmers and the government will henceforth work together as real partners in this field, where we now begin to see our way very clearly and where many intelligent plans are already being put into execution. The treasury of the United States has, by a timely and well considered distribution of its deposits, facilitated the moving of the crops in the present season and prevented the scarcity of available funds too often experienced at such times. But we must not allow ourselves to depend upon extraordinary expedients. We must add the means by which the farmer may make his credit constantly and easily available and command when he will the capital by which to support and expand his business. We lag behind many other great countries of the modern world in attempting to do this. Systems of rural credit have been studied and developed on the other side of the water while we left our farmers to shift for themselves in the ordinary money market. You have but to look about you in any rural district to see the result—the handicap and embarrassment which have been put upon those who produce our food.

Conscious of this backwardness and neglect on our part, the congress recently authorized the creation of a special commission to study the various systems of rural credit which have been put into operation in Europe, and this commission is already prepared to report. Its report ought to make it easier for us to determine what methods will be best suited to our own farmers. I hope and believe that the committees of the senate and house will address themselves to this matter with the most fruitful results, and I believe that the studies and recently formed plans of the department of agriculture may be made to serve them very greatly in their work of framing appropriate and adequate legislation. It would be indiscreet and presumptuous in any one to dogmatize upon so great and many sided a question, but I feel confident that common counsel will produce the results we most all desire.

TRUST LEGISLATION ADVOCATED.

Turn from the farm to the world of business, which centers in the city and in the factory, and I think that all thoughtful observers will agree that the immediate service we owe the business communities of the country is to prevent private monopoly more effectually than it has yet been prevented. I think it will be easily agreed that we should let the Sherman antitrust law stand, unaltered, as it is, with its debatable ground about it, but that we should as much as possible reduce the area of that debatable ground by further and more explicit legislation, and should also supplement that great act by legislation which will not only clarify it but also facilitate its administration and make it fairer to all concerned.

No doubt we shall all wish, and the country will expect, this to be the central subject of our deliberations during the present session; but it is a subject so many sided and so deserving of careful and discriminating discussion that I shall take the liberty of addressing you upon it in a special message at a later date than this. It is of capital importance that the business men of this country should be relieved of all uncertainties of law with regard to their enterprises and investments and a clear path indicated which they can travel without anxiety. It is as important that they should be relieved of embarrassment and set free to prosper as that private monopoly should be destroyed. The ways of action should be thrown wide open.

PRESIDENTIAL PRIMARIES FAVORED.

I turn to a subject which I hope can be handled promptly and without serious controversy of any kind. I mean the method of selecting nominees for the presidency of the United States. I feel confident that I do not misinterpret the wishes or the expectations of the country when I urge the prompt enactment of legislation which will provide for primary elections throughout the country at which

the voters of the several parties may choose their nominees for the presidency without the intervention of nominating conventions.

I venture the suggestion that this legislation should provide for the retention of party conventions, but only for the purpose of declaring and accepting the verdict of the primaries; and formulating the platforms of the parties; and I suggest that these conventions should consist not of delegates chosen for this single purpose but of the nominees for congress, the nominees for vacant seats in the senate of the United States, the senators whose terms have not yet closed, the national committees and the candidates for the presidency themselves, in order that platforms may be framed by those responsible to the people for carrying them into effect.

PROBLEM IN THE PHILIPPINES.

These are all matters of vital domestic concern, and besides them, outside the charmed circle of our own national life in which our affections command us, as well as our consciences, there stand out our obligations toward our territories over sea. Here we are trustees. Porto Rico, Hawaii, the Philippines, are ours, indeed, but not ours to do what we please with. Such territories, once regarded as mere possessions, are no longer to be selfishly exploited; they are part of the domain of public conscience and of serviceable and enlightened statesmanship. We must administer them for the people who live in them and with the same sense of responsibility to them as toward our own people in our domestic affairs.

No doubt we shall successfully enough bind Porto Rico and the Hawaiian islands to ourselves by ties of justice and interest and affection, but the performance of our duty toward the Philippines is a more difficult and debatable matter. We can satisfy the obligations of generous justice toward the people of Porto Rico by giving them the ample and familiar rights and privileges accorded our own citizens in our own territories and our obligations toward the people of Hawaii by perfecting the provisions for self-government already granted them, but in the Philippines we must go further. We must hold steadily in view their ultimate independence, and we must move toward the time of that independence as steadily as the way can be cleared and the foundations thoughtfully and permanently laid.

Acting under the authority conferred upon the president by congress, I have already accorded the people of the islands a majority in both houses of their legislative body by appointing five instead of four native citizens to the membership of the commission. I believe that in this way we shall make proof of their capacity in counsel and their sense of responsibility in the exercise of political power, and that the success of this step will be sure to clear our view for the steps which are to follow.

Step by step we should extend and perfect the system of self-government in the islands, making test of them and modifying them as experience discloses their successes and their failures; that we should more and more put under the control of the native citizens of the archipelago the essential instruments of their life, their local instrumentalities of government, their schools, all the common interests of their communities, and so by counsel and experience set up a government which all the world will see to be suitable to a people whose affairs are under their own control. At last I hope and believe we are beginning to gain the confidence of the Filipino peoples. By their counsel and experience, rather than by our own, we shall learn how best to serve them and how soon it will be possible and wise to withdraw our supervision. Let us once find the path and set out with firm and confident tread upon it and we shall not wander from it or linger upon it.

RAILWAYS NEEDED IN ALASKA.

A duty faces us with regard to Alaska which seems to me very pressing and very imperative; perhaps I should say a double duty, for it concerns both the political and the material development of the territory. The people of Alaska should be given the full territorial form of government, and Alaska,

as a storehouse, should be unlocked. One key to it is a system of railways. These the government should itself build and administer, and the ports and terminals it should itself control in the interest of all who wish to use them for the service and development of the country and its people.

But the construction of railways is only the first step, is only thrusting in the key to the storehouse and throwing back the lock and opening the door. How the tempting resources of the country are to be exploited is another matter, to which I shall take the liberty of from time to time calling your attention, for it is a policy which must be worked out by well considered stages, not upon theory, but upon lines of practical expediency. It is part of our general problem of conservation. We have a freer hand in working out the problem in Alaska than in the states of the union; and yet the principle and object are the same, wherever we touch it.

We must use the resources of the country, not lock them up. There need be no conflict or jealousy as between state and federal authorities, for there can be no essential difference of purpose between them. The resources in question must be used, but not destroyed or wasted; used, but not monopolized upon any narrow idea of individual rights as against the abiding interests of communities. That a policy can be worked out by conference and concession which will release these resources and yet not jeopard or dissipate them, I for one have no doubt, and it can be done on lines of regulation which need be no less acceptable to the people and governments of the states concerned than to the people and government of the nation at large, whose heritage these resources are. We must bend our counsels to this end. A common purpose ought to make agreement easy.

JUSTICE TO RAILWAY EMPLOYEES.

Three or four matters of special importance and significance I beg that you will permit me to mention in closing.

Our bureau of mines ought to be equipped and empowered to render even more effectual service than it renders now in improving the conditions of mine labor and making the mines more economically productive, as well as more safe. This is an all important part of the work of conservation, and the

conservation of human life and energy lies even nearer to our interest than the preservation from waste of our material resources.

We owe it, in mere justice to the railway employes of the country, to provide for them a fair and effective employes' liability act, and a law that we can stand by in this matter will be no less to the advantage of those who administer the railroads of the country than to the advantage of those whom they employ. The experience of a large number of the states abundantly proves that.

We ought to devote ourselves to meeting pressing demands of plain justice like this as earnestly as to the accomplishment of political and economic reforms. Social justice comes first. Law is the machinery for its realization and is vital only as it expresses and embodies it.

An international congress for the discussion of all questions that affect safety at sea is now sitting in London at the suggestion of our own government. So soon as the conclusions of that congress can be learned and considered we ought to address ourselves, among other things, to the prompt alleviation of the very unsafe, unjust and burdensome conditions which now surround the employment of sailors and render it extremely difficult to obtain the services of spirited and competent men such as every ship needs if it is to be safely handled and brought to port.

PRAISE FOR CONGRESS.

May I not express the very real pleasure I have experienced in co-operating with this congress and sharing with it the labors of common service to which it has devoted itself so unreservedly during the past seven months of uncomplaining concentration upon the business of legislation? Surely it is a proper and pertinent part of my report on "the state of the union" to express my admiration for the diligence, the good temper and the full comprehension of public duty which has already been manifested by both the houses; and I hope that it may not be deemed an impertinent intrusion of myself into the picture if I say with how much and how constant satisfaction I have availed myself of the privilege of putting my time and energy at their disposal alike in counsel and in action.

CURRENCY BILL IN CONGRESS.

President Woodrow Wilson made a strong effort to have a currency law enacted at the first or extra session of the 63d congress, but succeeded only in having a bill passed by the house. It was delayed in the senate finance committee until the special session merged into the regular session in December. The president appeared in person before congress and urged the members to give the country a new banking and currency system. (See page 241.) The administration currency bill was introduced in the house Aug. 29 by Carter Glass of Virginia, and was referred to the committee on banking and currency, of which he was chairman. It was reported back to the house Sept. 9, debated and passed Sept. 18 by a vote of 286 to 84. Three democrats voted against it, while twenty-four republicans and eleven progressives voted for it. The gold standard was reaffirmed by the adoption by a vote of 298 to 69 of the following amendment:

"Provided, That nothing in this act contained shall be considered to repeal the parity provision or provisions contained in an act approved March 14, 1900, entitled 'An act to define and fix the standard of value, to maintain the parity of all forms of money issued or coined by the United States, to refund the public debt, and for other purposes.'

By a vote of 266 to 100 the house refused to pass an amendment forbidding interlocking directorates. The bill, after passing the house in substantially the same form as reported, was sent to the senate, where it was referred to the finance committee, where it remained until the regular session began.

The formal title of the Glass currency bill was "A bill to provide for the establishment of federal reserve banks, to furnish an elastic currency, to afford means of rediscounting commercial paper, to establish more effective supervision of banking in

the United States, and for other purposes." The first section in the act itself provided that its short title should be "Federal reserve act." The main features of the measure were:

The designation by the secretary of the treasury, the secretary of agriculture and the comptroller of the currency from among the reserve and central reserve cities now authorized by law of a number of such cities to be known as federal reserve cities, and the division of continental United States into districts, each district to contain one such federal reserve city; the districts thus constituted to be known as reserve districts.

The organization in each of the federal reserve cities of a federal reserve bank.

Total number of reserve cities to be not less than twelve.

Every national bank within a given district to subscribe to the capital stock of the federal reserve bank of that district a sum equal to 20 per cent of the capital stock of such national bank.

No federal reserve bank to be organized with a capital of less than \$5,000,000.

Every federal reserve bank to be under the control of a board of nine directors, three representing the stockholding banks, three representing the general public interests of the district and three to be designated by the federal reserve board.

Federal reserve board to consist of seven members, including the secretary of the treasury, the secretary of agriculture and the comptroller of the currency, members ex officio, and four members chosen by the president of the United States, each to receive an annual salary of \$10,000 and traveling expenses.

Such federal reserve board to be empowered to examine the accounts of each federal reserve bank and make weekly reports of the condition of each

reserve bank; to permit or require in time of emergency federal reserve banks to rediscount the discounted prime paper of other federal reserve banks; to suspend for thirty days every reserve requirement specified in the act; to supervise and regulate the issue and retirement of federal reserve notes; to add to the number of existing and central reserve cities; or to reclassify existing reserve and central reserve cities; to suspend the operations of any federal reserve bank and appoint a receiver therefor.

Creation of a federal advisory council to consist of as many members as there are federal reserve districts; such council to have the power to confer with the federal reserve board on general business conditions; to make representations concerning matters within the jurisdiction of the board, and to call for complete information respecting discount rates, rediscount business, note issues, reserve con-

ditions in the various districts, the purchase and sale of gold or securities by reserve banks and the general affairs of the reserve banking system.

All moneys held in the general fund of the treasury to be deposited in federal reserve banks, such banks to act as the fiscal agents of the United States.

Federal reserve notes to be issued at the discretion of the federal reserve board for the purpose of making advances to federal reserve banks, such notes to be receivable for all taxes, customs and other public dues and to be redeemed in gold or lawful money on demand.

Any federal reserve bank to be at liberty to make application for such amount of treasury notes as it may deem best and to tender as collateral security notes and bills accepted for rediscount under the provisions of the act.

POPULATION BY NATIVE LANGUAGE.

Table prepared by the bureau of the census showing the mother tongue or native language of "foreign white stock" in the United States in 1910:

Mother Tongue.	Foreign stock.	Foreign born.
English*	10,037,420	3,363,792
Germanic:		
German	8,817,271	2,759,032
Dutch and Frisian.....	324,930	126,045
Flemish	44,806	25,780
Scandinavian:		
Swedish	1,445,869	683,218
Norwegian	1,009,854	402,587
Danish	446,473	186,345
Latin and Greek:		
Italian	2,151,422	1,365,110
French	1,357,169	528,842
Spanish	448,198	258,131
Portuguese	141,268	72,649
Rumanian	51,124	42,277
Greek	130,379	118,379
Slavic and Lettic:		
Polish	1,707,640	943,781
Bohemian and Moravian.....	539,392	228,738
Slovak	284,444	166,474

Russian	95,137	57,926
Ruthenian	35,359	25,131
Slovenian	183,431	123,631
Schro-Croatian—		
Croatian	93,036	74,036
Dalmatian	5,505	4,344
Servian	26,752	23,403
Montenegrin	3,961	3,886
Bulgarian	19,380	18,341
Slavic, not specified.....	35,195	21,012
Lithuanian and Lettish.....	211,235	140,963
Miscellaneous:		
Yiddish and Hebrew.....	1,676,762	1,051,767
Magyar	320,893	229,094
Finnish	200,688	120,086
Armenian	30,021	23,938
Syrian and Arabic.....	46,727	32,868
Turkish	5,441	4,709
Albanian	2,366	2,312
All other	790	646
Unknown	313,044	116,272

*All mother tongues.....32,243,382 13,345,545
 *Includes persons reporting Irish, Scotch or Welsh.
 NOTE—See also page 73.

IRON WORKERS' DYNAMITE CASES.

Forty-six men, chiefly union labor officials and agents, were placed on trial before Federal Judge A. B. Anderson in Indianapolis, Ind., Oct. 1, 1912, on the charge of complicity in nearly 100 dynamite explosions growing out of the strike against the American Bridge company declared by the International Association of Bridge and Structural Iron Workers. These explosions occurred between August, 1905, and April, 1911, and one of them, that in the Los Angeles Times building, Oct. 1, 1910, resulted in the loss of twenty-five lives. For this last crime James Boyd McNamara was sentenced Dec. 5, 1911, to life imprisonment in San Quentin prison, California, his brother, John J. McNamara, getting a sentence of fifteen years in the same prison for another explosion. Both had pleaded guilty.

The men brought before Judge Anderson were tried on counts charging conspiracy and violation

of the law against carrying explosives. Edward S. Clark of Cincinnati, business agent and president of a local union of the bridge workers' organization, pleaded guilty and was given a suspended sentence. The trial ended Dec. 28, 1912, in a verdict of guilty as to thirty-three of the defendants and Dec. 30 Judge Anderson sentenced them to seven terms ranging from one year and one day to seven years in the federal prison at Leavenworth, Kas. Among those receiving the heaviest sentences were Frank M. Ryan, Chicago; John T. Butler, Buffalo; Herbert S. Hockin, Detroit; Olaf A. Tveitmo, San Francisco; Eugene A. Clancy, San Francisco; Phillip A. Cooley, New Orleans, and Michael J. Young, Boston.

Jan. 3, 1913, the defendants were admitted to bail by the United States Circuit Court of Appeals in Chicago, the bonds being fixed at \$10,000 for each year of imprisonment imposed.

BUCK'S STOVE COMPANY BOYCOTT CASE.

Proceedings were brought in the Supreme court of the District of Columbia in August, 1907, against the officers of the American Federation of Labor to enjoin them from conducting a boycott against the Buck's Stove and Range company of St. Louis, Mo., by advertising that the concern was on the "unfair" and "we don't patronize" lists of the federation's official organ. The injunction was issued by Judge Gould Dec. 23, 1907. On the plea that the injunction was being violated proceedings for contempt of court were brought against Samuel Gompers, president; John Mitchell, vice-president, and Frank Morrison, secretary of the federation. They were declared guilty by Justice Wright of the Supreme court of the District of Columbia Dec. 23, 1908. Mr. Gompers was sentenced to one year's imprisonment, Mr. Mitchell to nine months' and Mr. Morrison to six months'

imprisonment. They were admitted to bail and the case was taken to the Court of Appeals of the District of Columbia, which tribunal decided Nov. 2, 1909, that the decree against them was valid.

An appeal was taken to the United States Supreme court, which on May 15, 1911, reversed the judgments of the lower courts and remanded the case. May 5, 1913, the Court of Appeals of the District of Columbia again affirmed the original findings in the contempt case, but reduced Mr. Gompers' sentence to thirty days in jail and held that Mitchell and Morrison should be exempt from prison sentences, but should each pay a fine of \$500. June 19, 1913, Chief Justice White of the United States Supreme court granted an appeal by the defendants that the case be heard again by the highest tribunal.

PROTECTION OF BIRDS AND GAME.

FEDERAL LAW.

By an act of congress approved March 4, 1913, all wild geese, wild swan, brant, wild ducks, snipe, plover, woodcock, rail, wild pigeons and all other migratory game and insectivorous birds which in their northern and southern migrations pass through or do not remain permanently the entire year within the borders of any state were placed under the protection of the government of the United States. The department of agriculture was authorized to adopt suitable regulations to give effect to the law by prescribing fixed closed seasons within which such birds are not to be taken or killed. Such regulations were made by the department and proclaimed by President Wilson Oct. 1, 1913. Migratory game birds under the rules include the following: Waterfowl, including brant, wild ducks, geese and swans; cranes, including little brown, sandhill and whooping cranes; rails, including coots, gallinules, sora and other rails; shore birds, including avocets, curlew, dowitchers, godwits, knots, oyster catchers, phalaropes, plover, sandpipers, snipe, stilts, surf birds, turnstones, willet, woodcock and yellow legs; pigeons, including doves and wild pigeons.

Migratory insectivorous birds include bobolinks, catbirds, chickadees, cuckoos, flickers, flycatchers, grosbeaks, humming birds, kinglets, martens, meadowlarks, nightawks or bull bats, nuthatches, orioles, robins, shrikes, swallows, swifts, tanagers, titmice, thrushes, vireos, warblers, waxwings, whip-poor-wills, woodpeckers and wrens, and all other perching birds which feed entirely or chiefly on insects.

None of the above named birds may be taken or shot between sunset and sunrise at any time.

The closed season on migratory insectivorous birds is from Jan. 1 to Dec. 31, or the entire year. The closed season continues to Sept. 1, 1918, on the following migratory game birds: Banded-tailed pigeons, little brown, sandhill and whooping cranes, swans, curlew, and all shorebirds except the black-breasted and golden plover, Wilson or jacksnipe, woodcock and the greater and lesser yellowlegs.

There is a closed season also until Sept. 1, 1918, on wood ducks in Maine, New Hampshire, Vermont, Massachusetts, Rhode Island, Connecticut, New York, New Jersey, Pennsylvania, West Virginia, Ohio, Indiana, Illinois, Michigan, Wisconsin, Minnesota, Iowa, Kansas, California, Oregon and Washington; on rails in California and Vermont; and on woodcock in Illinois and Missouri.

On migratory birds passing over or at rest on the waters of the Mississippi river between New Orleans and Minneapolis, the Ohio river between its mouth and Pittsburgh and the Missouri river between its mouth and Bismarck, N. D., there is a closed season between Jan. 1 and Oct. 1, both dates inclusive, of each year.

ZONES.

The following zones for the protection of migratory game and insectivorous birds are established:

Zone No. 1, the breeding zone, comprising states lying wholly or in part north of latitude 40 degrees and the Ohio river, and including Maine, New Hampshire, Vermont, Massachusetts, Rhode Island, Connecticut, New York, New Jersey, Pennsylvania, Ohio, Indiana, Illinois, Michigan, Wisconsin, Minnesota, Iowa, North Dakota, South Dakota, Nebraska, Colorado, Wyoming, Montana, Idaho, Oregon and Washington.

Zone No. 2, the wintering zone, comprising states lying wholly or in part south of latitude 40 degrees and the Ohio river, and including Delaware, Maryland, the District of Columbia, West Virginia,

Virginia, North Carolina, South Carolina, Georgia, Florida, Alabama, Mississippi, Tennessee, Kentucky, Missouri, Arkansas, Louisiana, Texas, Oklahoma, Kansas, New Mexico, Arizona, California, Nevada and Utah.

OPEN SEASONS IN ZONE NO. 1.

Waterfowl—Sept. 1 to Dec. 15. Exceptions: Massachusetts, Sept. 15 to Dec. 31; Minnesota and North Dakota, Sept. 7 to Dec. 15; New York (other than Long Island) and Oregon, Sept. 16 to Dec. 15; New Hampshire, Long Island, New Jersey and Washington, Oct. 1 to Jan. 15; South Dakota, Sept. 10 to Dec. 15.

Rails, coots, gallinules—Sept. 1 to Nov. 30. Exceptions: Massachusetts and Rhode Island, Aug. 1 to Nov. 30; New York (including Long Island), Sept. 16 to Nov. 30; Vermont and California, rails protected until Sept. 1, 1918.

Woodcock—Oct. 1 to Nov. 30. Exceptions: Maine and Vermont, Sept. 15 to Nov. 30; Massachusetts, Connecticut and New Jersey, Oct. 10 to Nov. 30; Rhode Island, Pennsylvania and Long Island, Oct. 15 to Nov. 30; Illinois and Missouri, protected until Sept. 1, 1918.

Shore birds (including black-breasted and golden plover, jacksnipe or Wilson snipe, greater or lesser yellowlegs)—Sept. 1 to Dec. 15. Exceptions: Maine, Massachusetts and Long Island, Aug. 1 to Dec. 15; Minnesota and North Dakota, Sept. 17 to Dec. 15; South Dakota, Sept. 10 to Dec. 15; New York (except Long Island) and Oregon, Sept. 16 to Dec. 15; New Hampshire and Washington, Oct. 1 to Dec. 15.

OPEN SEASONS IN ZONE NO. 2.

Waterfowl—Oct. 1 to Jan. 15. Exceptions: Kansas, Oklahoma, New Mexico and Arizona, Sept. 1 to Dec. 15; Maryland, Virginia, North Carolina and South Carolina, Nov. 1 to Jan. 31.

Rails, coots and gallinules—Sept. 1 to Nov. 30. Exceptions: Tennessee and Louisiana, Oct. 1 to Nov. 30; Arizona, Oct. 15 to Nov. 30.

Woodcock—Nov. 1 to Dec. 31. Exceptions: Louisiana, Nov. 15 to Dec. 31; Georgia, Dec. 1 to Dec. 31.

Shore birds (including black-breasted and golden plover, jacksnipe or Wilson snipe and greater and lesser yellowlegs)—Sept. 1 to Dec. 15. Exceptions: Alabama, Nov. 1 to Dec. 15; Louisiana and Tennessee, Oct. 1 to Dec. 15; Arizona, Oct. 15 to Dec. 15; Utah, Oct. 1 to Dec. 15 on snipe; plover and yellowlegs protected until Sept. 1, 1918.

STATE GAME AND FISH LAWS.

Each state in the United States and each province in Canada has its own game and fish laws, the enforcement of which is intrusted to game commissioners, wardens or other officials. In most cases a printed synopsis of the laws will be furnished by these officials upon application. It is advisable for those desiring to hunt or fish in any particular state or province to get information as to open and closed seasons and licenses from the game department, which in nearly all cases is located in the capital of the state or province. The agricultural department in Washington publishes a pamphlet which may be obtained upon application, giving the addresses of the game commissions, wardens, etc.

The open season on deer hunting in the states where deer are chiefly found are: Maine, Oct. 1 to Dec. 16 in certain counties and Nov. 1 to Dec. 1 in others; New York, Oct. 1 to Nov. 16 (in Adirondacks only); Michigan, Nov. 10 to Dec. 1; Wisconsin, Nov. 11 to Dec. 1; Minnesota, Nov. 10 to Nov. 30. In Colorado deer are protected until Oct. 1, 1918.

RAILWAY SPEED IN AMERICA.

FAST REGULAR RUNS.

New York Central—Between Chicago and New York, 960 miles, in 18 hours; average speed, including stops, 53.3 miles an hour. (Summer schedule.)

Pennsylvania—Between Chicago and New York, 908 miles, in 18 hours; average speed, including stops, 50.4 miles an hour. (Summer schedule.)

FAST SPECIAL RUNS—SHORT DISTANCES.

May, 1823—New York Central, 1 mile at rate of 112.5 miles an hour.

August, 1895—Pennsylvania, 5.1 miles at rate of 102 miles an hour.

January, 1899—Burlington, 2.1 miles at rate of 108 miles an hour.

March, 1961—Plant system, 5 miles at rate of 120 miles an hour.

January, 1903—New York Central, 7.29 miles at rate of 139.35 miles an hour.

April, 1904—Michigan Central, 3.73 miles at rate of 111.90 miles an hour.

July, 1964—Philadelphia & Reading, 4.8 miles at rate of 115.20 miles an hour.

FAST SPECIAL RUNS—LONG DISTANCES.

June 13, 1905—Lake Shore road, Chicago to Buffalo, 526 miles, in 453 minutes; average speed, deducting time for stops, 70.9 miles an hour.

July 9-11, 1905—"Death Valley" Scott's special, Los Angeles, Cal., to Chicago, Ill., 2,415 miles, in 44 hours and 54 minutes; average speed, deducting stops, 51 miles an hour.

October, 1905—Harriman special, Oakland, Cal., to

Jersey City, N. J., 3,389 miles, in 73 hours 12 minutes; average speed, 44.30 miles an hour.

Oct. 24 1905—Pennsylvania road, 257 miles, from Crestline, O., to Clark Junction, Ind., in 3 hours 27 minutes; average speed, 74.55 miles an hour.

May, 1906—Harriman special, Oakland, Cal., to New York, N. Y., in 71 hours and 27 minutes; average speed, 45.30 miles an hour.

March 27-28, 1909—Frank Vanderlip special on New York Central lines, New York to Chicago, 955 miles, in 15 hours 43 minutes; average, excluding stops, 62.45 miles an hour; some stretches made at rate of 75 miles an hour.

February, 1911—Charles G. Gates special, Yuma, Ariz., to New York, N. Y., 2,787 miles, in 74 hours 19 minutes; average speed, including all stops, 40.41 miles an hour.

POSTMASTERS OF LARGE CITIES (1913).

Albany, N. Y.—Henry F. Snyder.
 Atlanta, Ga.—Bolling H. Jones.
 Baltimore, Md.—Sherlock Swann.
 Boston, Mass.—E. C. Mansfield.
 Buffalo, N. Y.—Fred Greiner.
 Camden, N. J.—Harry M. Knight.
 Charleston, S. C.—Joseph M. Poulnot.
 Chicago, Ill.—Daniel A. Campbell.
 Cincinnati, O.—E. R. Monfort.
 Cleveland, O.—Raymond G. Floyd.
 Columbus, O.—H. W. Krumm.
 Dayton, O.—Forrest L. May.
 Denver, Col.—Joseph H. Harrison.
 Des Moines, Iowa—Louis C. Kurtz.
 Detroit, Mich.—William J. Nagel.
 Duluth, Minn.—Arthur P. Cook.
 Fall River, Mass.—George T. Durfee.
 Fort Wayne, Ind.—Robert B. Hanna.
 Galveston, Tex.—Harry A. Griffin.
 Grand Rapids, Mich.—W. M. Palmer.
 Hartford, Conn.—Frank A. Hagarty.
 Indianapolis, Ind.—Robert E. Springsteen.
 Jersey City, N. J.—Peter F. Wanser.
 Kansas City, Mo.—Joseph H. Harris.
 Lincoln, Neb.—E. R. Sizer.
 Los Angeles, Cal.—W. H. Harrison.
 Louisville, Ky.—E. T. Schmitt.
 Lowell, Mass.—Robert J. Crowley.
 Memphis, Tenn.—J. C. French.
 Milwaukee, Wis.—David C. Owen.

Minneapolis, Minn.—W. D. Hale.
 Nashville, Tenn.—A. W. Willis.
 Newark, N. J.—Frank J. Bock.
 New Haven, Conn.—J. A. Howarth.
 New Orleans, La.—A. F. Leonhardt.
 New York, N. Y.—Edward M. Morgan.
 Omaha, Neb.—John C. Wharton.
 Paterson, N. J.—James P. McNair.
 Peoria, Ill.—L. F. Meek.
 Philadelphia, Pa.—John A. Thornton.
 Pittsburgh, Pa.—William H. Davis.
 Portland, Me.—Oscar R. Wish.
 Portland, Ore.—Frank S. Myers.
 Providence, R. I.—Walter A. Kilton.
 Reading, Pa.—Charles N. Seltzinger.
 Richmond, Va.—Edgar Allen, Jr.
 Rochester, N. Y.—Joseph A. Crane.
 St. Joseph, Mo.—Laurence O. Weakley.
 St. Louis, Mo.—Collin M. Selph.
 St. Paul, Minn.—Edward Yanlsb.
 Salt Lake City, Utah—A. L. Thomas.
 San Antonio, Tex.—John J. Stevens.
 San Francisco, Cal.—Charles W. Fay.
 Seattle, Wash.—Edgar Battle.
 Springfield, Ill.—L. E. Wheeler.
 Springfield, Mass.—Louis C. Hyde.
 Toledo, O.—W. H. Tucker.
 Trenton, N. J.—A. C. Yard.
 Troy, N. Y.—A. E. Bonesteel.
 Washington, D. C.—Norman A. Merritt.

CONGRESSMEN ELECTED IN 1913.

MAINE, THIRD DISTRICT, SEPT. 8.
 John A. Peters, Rep. 15,081
 William A. Pattengall, Dem. 14,556
 Edward M. Lawrence, Prog. 6,558
 William W. Wyrer, Soc. 475
 MARYLAND, THIRD DISTRICT, NOV. 4.
 Charles T. Coady, democrat, was elected to fill vacancy in third district.
 MASSACHUSETTS, THIRD DISTRICT, NOV. 4.
 Calvin D. Paige, Rep. 11,173
 M. Fred O'Connell, Dem. 10,331
 Stephen M. Marshall, Prog. 5,284
 John J. Mitchell, democrat, was elected April 15, to represent the thirteenth Massachusetts district. His plurality over Alfred H. Cutting was 4,148, while Cutting's plurality over Norman H. White, progressive, was 3,200.

NEW JERSEY, SIXTH DISTRICT, JULY 22.
 Archibald C. Hart, Dem. 8,722
 Steven W. McClave, Rep. 2,992
 Herbert M. Bailey, Prog. 2,420
 Henry M. Dutt, Nat. Pro. 259
 Frederick Kraft, Soc. 85
 NEW YORK, THIRTEENTH DISTRICT, NOV. 4.
 George W. Loft, Dem.-Ind. 5,945
 Samuel M. Hyman, Rep. 2,409
 Victor Tozzi, Prog. 2,132
 Joshua Wanhope, Soc. 828
 Harry M. Applebaum, Home Rule. 303
 NEW YORK, TWENTIETH DISTRICT, NOV. 4.
 Jacob A. Cantor, Dem.-Ind. 5,337
 Louis A. Guterman, Rep. 2,991
 Isaac A. Hourwich, Prog. 3,206
 Edwin F. Cassidy, Soc. 1,210

FLAG OF THE UNITED STATES.

The national flag of the United States now consists of thirteen alternate red and white stripes, representing the original thirteen states, and a blue field on which are forty-eight white stars arranged in six rows of eight stars each, representing the forty-eight states now constituting the union. The last two stars were added in 1912 when New Mexico and Arizona were officially admitted as

states. June 14 is generally observed as flag display day.

Laws are in force in some of the states forbidding the desecration or mutilation of the flag or its use in any way for advertising purposes. A federal law forbids the use of the national flag on trade marks.

FATAL HOTEL FIRE IN BOSTON.

Twenty-eight men lost their lives in a fire which occurred in the upper floors of the Arcadia hotel, a lodging house in Boston, Mass., early on the morning of Dec. 3, 1913. Many others were seriously injured in making their escape from the building.

HUNTING ACCIDENTS.

In the big game hunting season ending Nov. 30, 1913, 125 men were killed and 125 injured. The states having the largest number of fatalities were: Wisconsin, 29; Michigan, 28; New York, 19, and Maine, 12.

OHIO AND INDIANA FLOODS.

Time—March 22-27, 1913.

Lives lost—In Ohio, 452; in Indiana, 54.

Houses destroyed—3,000.

Damage to property, \$163,000,000.

Torrential rains falling over the greater part of Ohio and Indiana March 22-27, 1913, resulted in one of the most disastrous floods in the history of the United States. More than 500 lives were lost, while the damage to property, as carefully estimated by the weather bureau, amounted to the enormous total of \$163,000,000. Two distinct storms from the west and southwest caused the excessive precipitation. The first was the tornadoic disturbance which wrought havoc in Omaha, Neb., Terre Haute, Ind., and intermediate places; the second came directly after the first so that the rainfall blended. The heaviest precipitation reported for the two storms of five days' duration was at Bellefontaine, O., where a total of 11.16 inches was recorded, 5.61 inches falling on the 25th alone. Marion, O., reported 10.60 inches and Bangerville, O., Madison, Ind., and Shoals, Ind., each had more than eight inches. The precipitation at Cincinnati for a period of 72 hours—March 24-27, inclusive—was greater than during any previous like period in the history of the city, and the same statement, according to the weather officials, was probably true of all other places in Ohio and Indiana in the region of great rainfall between March 23 and March 27.

This unprecedented amount of water falling on ground already saturated from previous rains caused all the rivers and streams to overflow their banks even where the latter were protected by levees. The flood-plains were inundated and everything situated on low ground was submerged. Houses, railway bridges and structures of all kinds were either swept away or almost irreparably damaged. Though in most cases warning had been given of the coming flood many persons remained in their dwellings until it was too late to escape.

The cities in which the greatest loss of life occurred were Dayton, Hamilton and Columbus. O. Drownings occurred in twenty-three cities in Ohio and in fourteen places in Indiana. In Dayton, O., according to the records of the American National Red Cross, there were 108 fatalities, in Hamilton, O., 98, and in Columbus, 92. The remainder of the 452 deaths in the state occurred at Chillicothe, Miamisburg, Piqua, Zanesville, Delaware, Tiffin, Mount Vernon, Middletown, Fremont, Harrison, Massillon, Troy, Coshocton and smaller towns. In Brookville, Ind., 16 deaths were reported, while there were 11 in Peru, 7 in Fort Wayne and 4 each in Washington and Terre Haute. Other Indiana cities in which drownings occurred were West Indianapolis, Frankfort, Logansport, Lafayette, Rushville, Skelton, New Castle and East Mount Carmel. Probably there never will be an agreement as to the exact number of fatalities in the places named. In Ohio, for example, only 444 bodies were recovered, but it was known that at least eight more were drowned.

The experience of Dayton was typical of that of other cities. The town is situated on the Miami river, which receives two tributary streams within the city limits, the Mad river and the Stillwater river. One-half of Dayton stands on a flood-plain which is protected by levees built to withstand a stage of twenty-three feet. The main river flows in a narrower channel below the confluences than it does above, and this channel was also further obstructed by bridges. The water rose above the levees, broke them in places and suddenly submerged the lower part of the city to a depth of ten feet. The lighter structures were swept away by the rush of the flood and those who had not sought higher ground were drowned. For a time the

city was without communication with the outside world and rumors were circulated that several thousand lives had been lost. These, happily, were far from being true, grave as the calamity was in reality. More than 19,000 homes were invaded by water to a depth ranging from a few inches to fifteen feet. It was estimated by Ernest P. Bicknell, national director of the American Red Cross, that in the Ohio river valley, including the flooded sections of Ohio, West Virginia, Indiana, Illinois and Kentucky, more than 50,000 homes were inundated and about 3,000 destroyed. The rivers that caused the greatest amount of damage were the Great Miami, Scioto, Muskingum, Mahoning, Maumee, Sandusky, Wabash, White and Ohio. The cities in Illinois that were chiefly affected were Cairo, Shawneetown and Golconda. On the Kentucky side of the Ohio the towns of Birdsville, Smithland, Columbus and Wickliffe were inundated.

While the floods were in progress the national guard, naval reserves and members of the life saving service were used for rescue work, guard duty, distribution of supplies and various other purposes. To the Red Cross organization, however, fell the bulk of the arduous work of providing emergency relief to thousands of persons in the flooded regions. In this its officers were assisted by the state and federal authorities, the headquarters for most of the operations being established in Columbus, O. Contributions came in rapidly both in the shape of money and supplies. The total amount so contributed cannot be given, as much was sent direct by individuals or was distributed by the neighbors and friends of the destitute. The Red Cross Magazine for July, 1913, published the following statement of contributions received by the national treasurer of the Red Cross for the storm and relief fund of 1913. It does not include money remitted direct to Red Cross and other relief agents in the flood district:

Nevada	\$2,064.69	Nevada	392.50
Arizona	811.95	New Jersey....	15,106.40
Arkansas	2,905.98	New Mexico....	2,176.08
California ...	148,386.76	New York.....	652,773.78
Canal Zone....	50.00	N. Carolina....	7,664.40
Colorado	28,677.70	N. Dakota.....	4,626.95
Connecticut...	50,397.15	Ohio	24,266.48
Delaware	3,065.00	Oklahoma	723.59
Dist. Columbia	44,197.89	Oregon	852.15
Florida	5,325.65	Pennsylvania..	61,099.09
Georgia	6,035.62	Porto Rico....	1,045.85
Idaho	1,688.35	Rhode Island..	10,667.33
Illinois	177,716.80	S. Carolina....	9,022.82
Indiana	1,699.35	S. Dakota.....	2,045.21
Iowa	22,825.88	Tennessee	2,170.93
Kansas	9,517.97	Texas	15,658.79
Kentucky	915.57	Utah	663.80
Louisiana	2,772.30	Vermont	2,703.14
Maine	4,398.37	Virginia	16,270.47
Maryland	28,129.49	Washington...	20,756.28
Massachusetts	129,777.86	W. Virginia...	7,535.62
Michigan	108,304.46	Wisconsin	20,273.65
Minnesota	77,335.77	Wyoming	187.50
Mississippi	1,509.57	Foreign	24,805.19
Missouri	88,521.19	Unclassified...	201.42
Montana	14,390.85		
Nebraska	196.67		
N. Hampshire ..	5,890.50		
		Total.....	\$1,961,198.79

Among the heaviest losers in the flooded districts were the railroads. Scores of bridges were carried away, miles of roadbed were washed out and the service was suspended or disorganized for weeks. Their total loss was estimated at between \$10,000,000 and \$15,000,000. The Pennsylvania, Baltimore & Ohio, Big Four and Monon roads suffered the most severely.

FLOODS IN TEXAS.

Heavy rains caused the Brazos and Colorado rivers and tributary streams in central and southern Texas to overflow their banks during the first two weeks of December, 1913. The loss of nearly 200 lives was reported, most of the victims being col-

ored, while the damage to property was estimated at about \$5,000,000. Hundreds of homes in Waco were submerged by the waters of the Brazos river. Drownings occurred at Belton, Bryan, Brownwood, Marlin, Temple, Sunnyside and other places.

UNITED STATES POSTAL SERVICE.

GROWTH OF SERVICE SINCE 1850.

Year.	Revenue.	Expenditures.	Deficit.	Total offices.	Presidential offices.
1850.....	\$5,499,984.86	\$5,212,953.43	18,417
1860.....	8,518,067.40	19,170,609.89	\$10,652,542.49	28,498	433
1870.....	19,772,220.65	23,998,837.63	4,226,616.98	28,492	1,093
1880.....	33,315,479.34	36,542,803.68	3,227,324.34	42,989	1,760
1890.....	60,882,097.92	66,259,547.64	5,377,449.72	62,401	2,728
1895.....	76,983,128.19	87,179,551.28	10,196,423.09	70,064	2,506
1900.....	102,354,579.29	107,740,267.99	5,385,688.70	76,691	4,237
1910.....	224,128,657.62	229,977,224.50	5,851,481.95	69,580	7,592
1911.....	237,879,823.60	237,648,926.68	*219,118.12	59,237	7,977
1912.....	246,744,015.88	248,525,450.08	1,785,523.10	68,729	8,228
1913.....	266,619,525.65	262,067,540.33	*4,510,650.91	58,020	8,406

*Surplus.

NOTE—July 1, 1862, first-class postage, 3 cents per one-half ounce, any distance; Oct. 1, 1883, first-class postage, 2 cents per one-half ounce, any distance; July 1, 1885, first-class postage, 2 cents per ounce, any distance.

RAILWAY MAIL SERVICE.

Year.	Clerks.	Cost.	Year.	Clerks.	Cost.
1865 (est.)	64	1905.....	12,284	\$13,285,242.94
1870.....	1,157	1906.....	13,401	14,177,969.99
1880.....	2,946	\$1,367,463.35	1907.....	14,184	16,175,587.76
1890.....	5,836	5,562,844.35	1908.....	15,295	17,373,836.92
1895.....	6,481	7,103,025.30	1909.....	15,866	18,356,300.13
1900.....	8,695	8,838,993.92	1910.....	16,579	19,389,414.44
1901.....	9,105	9,675,436.52	1911.....	16,792	20,106,909.40
1902.....	9,627	10,264,588.38	1912.....	16,636	20,711,675.12
1903.....	10,418	11,228,845.75	1913.....	17,547	32,925,614.11
1904.....	11,437	12,105,549.77			

*Cost of service included with "Transportation of mails" prior to 1876.

CITY FREE-DELIVERY SERVICE.

Year.	Carriers.	Cost.	Year.	Carriers.	Cost.
1863 (est.)	685	\$204,477.77	1905.....	21,778	\$20,919,073.13
1870.....	1,362	1,231,940.68	1906.....	22,965	22,057,176.70
1880.....	2,628	2,863,717.71	1907.....	24,577	23,245,835.90
1890.....	5,068	7,977,514.26	1908.....	26,352	26,343,201.19
1895.....	12,714	12,145,408.77	1909.....	27,620	29,770,650.36
1900.....	15,322	14,512,190.04	1910.....	28,715	31,737,673.64
1901.....	16,389	15,752,600.00	1911.....	29,168	33,087,876.80
1902.....	17,785	17,123,310.90	1912.....	29,962	34,162,562.83
1903.....	19,542	19,337,986.00	1913.....	30,920	36,317,196.99
1904.....	20,761	20,561,208.01			

RURAL FREE-DELIVERY SERVICE.

Year.	Carriers.	Cost.	Year.	Carriers.	Cost.
1897.....	44	1906.....	35,666	\$24,738,980.79
1898.....	148	\$49,999.71	1907.....	37,582	26,655,304.36
1899.....	331	148,978.69	1908.....	39,143	24,355,206.04
1900.....	1,276	420,432.17	1909.....	40,439	35,849,260.84
1901.....	4,301	1,749,525.06	1910.....	40,997	37,041,156.09
1902.....	8,466	3,993,708.51	1911.....	41,560	37,122,254.00
1903.....	15,119	8,011,635.48	1912.....	42,169	41,840,910.94
1904.....	24,465	12,640,070.35	1913.....	42,685	45,663,071.62
1905.....	32,055	20,819,944.69			

*Cost included in "City free-delivery" service.

RECEIPTS AND EXPENDITURES.

Fiscal year ended June 30, 1913.

RECEIPTS.

Sales of stamps, cards, etc.....	\$239,749,038.55
Second class postage, paid in money.....	9,975,348.92
3d and 4th class postage, paid in money.....	6,044,760.25
Box rents.....	4,780,762.77
Miscellaneous receipts.....	155,380.31
Letter postage, paid in money.....	207,309.65
Fines and penalties.....	93,650.46
Dead letters.....	31,143.01
Revenue from money-order business.....	5,188,740.97
Unpaid money orders more than one year old.....	393,390.76
Total	266,619,525.65

EXPENDITURES.

Advertising.....	\$4,278.69
Rent of buildings, postoffice department.....	34,400.00
Electric power, light, etc.....	4,633.75
Postoffice inspectors.....	1,190,320.47


Payment of rewards.....	17,741.15
Mis. expenses, postmaster-general.....	184.70
Compensation to postmasters.....	29,146,662.47
Assistant postmasters and clerks.....	45,785,826.34
Rent, light and fuel.....	4,421,136.00
Mis. items, 1st and 2d class offices.....	620,217.59
Canceled machines, etc.....	307,033.57
Mechanical and labor-saving devices.....	45,949.32
City delivery service.....	36,317,196.99
Special delivery service.....	1,675,683.67
Miscellaneous expenses first assistant postmaster-general.....	328.46
Mail transportation in Alaska, star.....	231,283.16
Mail transportation, boat.....	835,965.26
Mail-messenger service.....	1,647,202.26
Pneumatic tube service.....	950,765.87
Wagon service.....	1,721,016.90
Mail bags, etc.....	283,219.43
Laborers, mail-bag repair shops.....	97,567.11
Mail equipment shop, Chicago, Ill.....	2,204.87
Mail locks and keys, etc.....	13,111.07
Laborers, mail-lock repair shop.....	34,607.37
Mail transportation, railroad.....	47,393,266.39
Freight on mail bags, postal cards, etc.....	443,770.24
Railway postoffice car service.....	4,566,121.27
Railway mail service.....	22,925,614.21
Electric and cable car service.....	693,862.15
Transportation of foreign mails.....	3,457,222.11
Assistant supt., division foreign mails.....	2,708.34
Balance due foreign countries.....	690,762.38
Miscellaneous expenses, second assistant postmaster-general.....	335.23
Manufacture of postage stamps.....	687,381.02
Manufacture of stamped envelope and newspaper wrappers.....	1,417,525.71
Distribution of stamped and official envelopes, etc.....	20,949.50
Manufacture of postal cards.....	271,926.40
Ship, steamboat and way letters.....	67.96
Indemnities, domestic registered mail.....	42,338.88
Indemnities, internat'l registered mail.....	7,226.25
Miscellaneous expenses, third assistant postmaster-general.....	508.61
Unpaid money orders more than one year old.....	391,892.22
Stationery.....	105,179.00
Official and registry envelopes.....	71,051.51
Blanks, etc., money order service.....	132,543.81
Miscellaneous items, registry system.....	5,874.56
Supplies, city delivery service.....	82,412.09
Postmarking, rating and money order stamps.....	43,422.75
Letter balances and scales.....	5,743.75
Wrapping paper.....	9,770.95
Wrapping twine and tying devices.....	207,291.09
Facing slips, etc.....	75,801.71
Typewriters, etc.....	63,191.44
Supplies, rural delivery service.....	29,341.58
Shipment of supplies.....	93,559.01
Intaglio seals, foreign mail service.....	7,989.65
Mail transportation, star.....	6,851,276.32
Rural delivery service.....	45,663,071.32
Miscellaneous expenses, fourth assistant postmaster-general.....	416.80
Parcel post.....	87,104.82
Labor saving device Chicago postoffice.....	5,644.21
Village delivery.....	29,948.98
Inspection agency, Cincinnati, O.....	5,010.54
Net audited expenditures.....	262,067,541.33



HARRY WOODS
SECRETARY OF STATE
PHOTO BY ACKER, CHI.




BARRATT O'HARA
LIEUTENANT GOVERNOR
PHOTO BY MATZKE, CHI.



EDWARD F. DUNNE
GOVERNOR
PHOTO BY NORFETT, CHI.



WILLIAM RYAN JR.
STATE TREASURER



PATRICK J. LUCEY
ATTORNEY GENERAL



THE CAPITOL



JAMES J. BRADY
AUDITOR
PHOTO BY NORFETT, CHI.



EXECUTIVE MANSION

ILLINOIS CIVIL LIST.

Corrected to Dec. 1, 1913.

EXECUTIVE DEPARTMENT.		Salary.
Governor—Edward F. Dunne, D., Cook county	\$12,000	
Lieutenant-Governor—Barratt O'Hara, D., Cook county	2,500	
Secretary of State—Harry Woods, D., Cook county	7,500	
Auditor—James J. Brady, D., Cook county	7,500	
Treasurer—William Ryan, Jr., D., Vermilion county	10,000	
Superintendent of Public Instruction—Francis G. Blair, R., Coles county	7,500	
Attorney-General—Patrick J. Lucey, D., LaSalle county	10,000	
Insurance Superintendent—Rufus M. Potts	5,000	
The Adjutant-General—Col. F. S. Dickson	5,000	

THE SUPREME COURT.

The Supreme court consists of seven judges, elected for a term of nine years, one from each of the seven districts into which the state is divided. The election is held in June of the year in which any term expires.

JUSTICES.

Dist.	Salary \$10,000.	Term expires.
1. Alonzo K. Vickers, East St. Louis	June, 1915	
2. William M. Farmer, Vandalia	June, 1915	
3. Frank K. Dunn, Charleston	June, 1915	
4. George A. Cooke, chief justice, Aledo	June, 1921	
5. Charles C. Craig, Galesburg	June, 1918	
6. James H. Cartwright, Oregon	June, 1915	
7. Orrin N. Carter, Chicago	June, 1915	
Reporter—Samuel P. Irwin, Bloomington; salary, \$6,000.		
Clerk—J. McCan Davis.		
Deputy Clerk—Robert L. Conn.		
Librarian—Ralph H. Wilkin; salary, \$2,400.		

Terms of court are held in Springfield, commencing on the first Tuesday in February, April, June, October and December.

BOARD OF LAW EXAMINERS.

George W. Wall, president	DuQuoin
Wm. B. Wright, secretary and treasurer	Efingham
Charles L. Bartlett	Quincy
Russell Whitman	Chicago
D. B. Snow	Ottawa

COURT OF CLAIMS.

Office in Springfield. Salary, \$1,500.	
Martin A. Brennan, presiding judge	Bloomington
Benjamin P. Alschuler	Aurora
Geo. W. Dowell	DuQuoin
Secretary—James J. Brady, ex officio.	

UNIVERSITY OF ILLINOIS.

Located at Champaign and Urbana.

BOARD OF TRUSTEES.

Ex Officio Members—The governor, the president of the state board of agriculture, the state superintendent of public instruction.	
Mary E. Busey, Urbana	1917
Otis W. Holt, Geneseo	1917
William L. Abbott, Chicago	1917
Arthur Meeker, Chicago	1915
John R. Trevett, Champaign	1919
Ellen M. Henrotin, Chicago	1919
Laura B. Evans, Taylorville	1915
Florence E. Watson, Effingham	1919
Allen F. Moore, Monticello	1915
(Ex officio members as above.)	
President of University—Dr. Edmund J. James.	
Secretary and Registrar—Charles Maxwell McConnell.	
Urbana.	
Comptroller—George E. Frazer, Urbana.	

STATE NORMAL UNIVERSITY.

Located at Normal.

THE STATE BOARD OF EDUCATION.

Charles L. Capen, president	Bloomington
F. G. Blair, secretary	Springfield
E. R. E. Kimbrough	Danville
J. Stanley Brown	Joliet
F. B. Stitt	El Paso
C. W. Mundell	Benton
William P. Wall	Stanton

A. R. Smith	Quincy
Silas Echols	Mount Vernon
Adrian M. Doolin	Chicago
John J. Amsler	East Peoria
Henry Hoff	Germantown
John L. Brunnerstedt	Altamont
George W. Hughes	Hume
Henry Oakes	Bluffs
President of University—David Feimly.	

TRUSTEES EASTERN STATE NORMAL SCHOOL.

Located at Charleston.

J. M. Hicks	Newton
R. W. Briscoe	Kansas
Edward B. Rogers	Champaign
E. E. Elstun	Greenup
C. C. Lee	Charleston
Francis G. Blair, ex officio	Springfield
President—L. C. Lord.	

TRUSTEES WESTERN STATE NORMAL SCHOOL.

Located at Macomb.

C. W. Flack, president	Macomb
H. E. McLaren, secretary	Rushville
D. P. Hollis	Pittsfield
Joab Green	Carthage
S. S. Hallam	Monmouth
Albert Eads	Macomb
Francis G. Blair, ex officio	Springfield
President—W. P. Morgan	Macomb

TRUSTEES SOUTHERN NORMAL UNIVERSITY.

Located at Carbondale.

J. M. Burkhart	Marion
Hugh Lauder	Carbondale
William F. Bundy	Centralla
H. T. Goddard	Mount Carmel
William M. Grissom, Jr.	Vienna
Francis G. Blair, ex officio	Springfield
President—D. B. Parkinson.	

TRUSTEES NORTHERN STATE NORMAL SCHOOL.

Located at DeKalb.

A. O. Metzler, secretary	Elgin
Leroy A. Goddard	Chicago
Frank E. Richey	LaSalle
R. L. Russell	Princeton
E. W. Vaile	Dixon
Francis G. Blair, ex officio	Springfield
President—John W. Cook.	

TRUSTEES OF STATE HISTORICAL LIBRARY.

Located at Springfield. Salary of Librarian, \$2,000.

Evarts B. Greene	Urbana
Otto L. Schmidt	Chicago
C. H. Rammelkamp	Jacksonville
Librarian—Mrs. Jessie Palmer Weber.	

STATE BOARD OF AGRICULTURE 1913-1914.

President—Dr. J. T. Montgomery, Charleston.	
Vice-President at Large—George A. Anthony, Ke-wanaw.	
Secretary—J. K. Dickirson, Springfield. Salary, \$2,000.	
Treasurer—J. F. Prather, Williamsville.	
Dist. VICE-PRESIDENTS.	

1. Martin Conrad	Chicago
2. B. H. Heid	Chicago
3. George H. Cooper	Mokena
4. Albert Mares	Chicago
5. August W. Miller	Chicago
6. Dr. John D. Robertson	Chicago
7. J. J. McComb	Chicago
8. Louis F. Wilk	Chicago
9. J. P. Rehm	Chicago
10. W. E. Davis	Libertyville
11. C. F. Dike	North Crystal Lake
12. George H. Madden	Mendota
13. J. E. Taggart	Freeport
14. Frank Thorner	Carthage
15. W. F. Aten	Ray
16. James K. Hopkins	Princeton
17. Hlett B. Taylor	Fairbury
18. B. M. Davison	Marshall
19. A. M. Burk	Champaign
20. L. O. Skiles	Virginia

21. Charles M. Woods.....	Springfield
22. John S. Culp.....	Bethalto
23. Thomas S. Marshall.....	Carbondale
24. John W. Shaw.....	Harrisburg
25. Joab Goodall.....	Marion

BOARD OF COMMISSIONERS OF LABOR.

Salary \$5 per day for thirty days.

Salary of secretary, \$2,500.

J. T. Patterson.....	Chicago
J. D. Peters.....	Carbondale
Frank B. Mott.....	Galesburg
M. H. Madden.....	Chicago
Secretary—Patrick H. Hart.....	Springfield

ILLINOIS FARMERS' INSTITUTE.

Created by act of June 24, 1895. Term, two years.

Salary of secretary, \$2,000.

President—A. N. Abbott.....	Morrison
Vice-President—H. E. Young.....	Chicago
Secretary—H. A. McKeene.....	Springfield
Treasurer—J. P. Mason.....	Elgin
Auditor—Frank I. Mason.....	Gilman

BOARD OF DIRECTORS.

Ex Office—Superintendent of public instruction, dean of the college of agriculture, president of state board of agriculture, president State Horticultural society, president State Dairymen's association.

Elected by congressional districts:

1. H. E. Young.....	Chicago
2. August Geweke.....	Des Plaines
3. M. K. Sweet.....	Glenwood
4. John M. Clark.....	Chicago
5. C. V. Gregory.....	Chicago
6. P. R. Barnes.....	Forest Glen
7. Henry H. Schwinge.....	Norwood Park
8. James R. Clark.....	Chicago
9. C. C. Pickett.....	Chicago
10. R. W. Chittenden.....	Gurnee
11. J. P. Mason.....	Elgin
12. George F. Tullock.....	Rockford
13. A. N. Abbott.....	Morrison
14. William H. Ashdown.....	Port Byron
15. Frank S. Haynes.....	Geneseo
16. Ralph Allen.....	Delavan
17. S. B. Mason.....	Bloomington
18. F. I. Mann.....	Gilman
19. J. B. Burrows.....	Decatur
20. A. P. Grout.....	Winchester
21. Edward Grimes.....	Raymond
22. E. W. Burroughs.....	Edwardsville
23. Joseph Oldfield.....	Vandalia
24. D. M. Marlin.....	Norris City
25. W. E. Braden.....	Sparta

INSPECTORS OF GRAIN.

John P. Gibbons, chief (salary, \$6,000).....	Chicago
J. B. Stevenson (salary, \$2,400).....	East St. Louis

LIVE STOCK COMMISSIONERS.

Salary \$10 a day and expenses; of secretary, \$2,000; of veterinarian, \$10 a day.

Office at Springfield.

B. J. Shanley, chairman.....	Ottawa
L. F. Brown.....	Galesburg
Secretary—C. A. Lowery, Springfield.	
State Veterinarian—Dr. O. E. Dyson, Record building, Union stock yards, Chicago.	

BOARD OF VETERINARY EXAMINERS, PER DIEM, \$5.
 C. H. Merrick, M. D. C.....Okawville
 John Scott, V. S.....Peoria
 Albert C. Worms, M. D. C.....Chicago

STATE BOARD OF EQUALIZATION.

Salary, \$1,000.

Elected Nov. 5, 1912. Term of office four years.

1. James J. Murphy, D.....	3238 Wentworth-av., Chicago
2. Charles W. Secord, P.*.....	437 W. 117th-st., Chicago
3. Frank McGovern, D.....	5517 Center-av., Chicago
4. Dennis F. Sullivan, D.....	1524 W. 51st-st., Chicago
5. J. J. Viterna, D.....	2157 Hastings-st., Chicago
6. Frank P. Duffy, D.....	20 N. Hermitage-av., Chicago
7. W. H. Malone, P.*.....	Park Ridge
8. Jos. Rushkewicz, D.....	1536 W. Chicago-av., Chicago
9. Arthur Donoghue, D.....	820 Sheridan-rd., Chicago
10. H. T. Nightingale, P.*.....	Evanston
11. F. H. Ackerman, P.*.....	Elgin

12. G. C. Tallerday, P.*.....	Belvidere
13. Isaac N. Evans, P.*.....	Milledgeville
14. John Day, D.....	Moline
15. James R. Albright, D.....	Quincy
16. Charles J. Skaggs, D.....	Pekin
17. W. E. Baker, D.....	Pontiac
18. Frank P. Martin, R.....	Watseka
19. Marlon Watson, D.....	Arthur
20. Louis D. Hirsheimer, D.....	Pittsfield
21. A. W. Crawford, D.....	Hillsboro
22. Charles Becker, D.....	Freeburg
23. H. Gregory Weber, D.....	Carlyle
24. Louis W. Goetzman, D.....	Shawncetown
25. Albert L. Cline, D.....	Marion

*Progressive.

STATE ENTOMOLOGIST.

Prof. Stephen A. Forbes.....	Urbana
------------------------------	--------

STATE FOOD COMMISSIONER.

Office, Manhattan building, Chicago. Salary, \$3,600.	
W. Scott Matthews.....	Carbondale

FOOD STANDARD COMMISSION.

Created by act of May, 14, 1907. Term, indefinite. Per diem, \$15. Office at 431 South Dearborn street, Chicago.

W. Scott Matthews, state food commissioner, ex officio.....	Carbondale
Dr. Walter S. Haines.....	Chicago
Thomas P. Sullivan.....	Chicago

BOARD OF HEALTH.

Office at Springfield. Salary of secretary, \$3,600.	
G. W. Webster, M. D., president.....	Chicago
A. Szwajkart, M. D.....	Chicago
R. D. Luster, M. D.....	Granite City
Walter R. Schussler, M. D.....	Orland
T. B. Lewis, M. D.....	Hammond
John A. Robinson, M. D.....	Chicago

FACTORY INSPECTORS.

Office, 1543 Transportation building, Chicago.

Oscar F. Nelson, chief, Chicago.....	\$3,000
Barney Cohen, assistant, Chicago.....	2,250

STATE MINING BOARD.

Office at Springfield. Salary \$5 per day and expenses while in service; of secretary, \$2,000.

John Bohlander, president.....	Pekin
James Forester.....	Hallidayboro
Thomas L. Jones.....	Ladd
James Shaw, secretary.....	Virden
J. B. McKiernan, H. E.....	Peoria
Chief Clerk—Martin Bolt.....	

INSPECTORS OF MINES

Dist. Salary, \$1,800 per annum.

1. Hector McAllister.....	Streator
2. Thomas Hudson.....	Galva
3. John Dunlop.....	Peoria
4. James Taylor.....	Peoria
5. J. W. Starks.....	Georgetown
6. Thomas P. Back.....	Springfield
7. W. W. Williams.....	Litchfield
8. W. L. Morgan.....	R. R. 2, East St. Louis
9. Walton Rutledge.....	Alton
10. Thomas Little.....	Murphysboro
11. Frank Roshottom.....	Benton
12. J. W. Fairbairn.....	Marion

BOARD OF PHARMACY.

Office at Springfield. Salary, \$8 a day. Secretary's salary, \$3,000.

James P. Crowley, president.....	Chicago
J. B. Michels, vice-president.....	El Paso
H. C. Christensen.....	Chicago
Frederic T. Provost.....	Chicago
Lee L. Hrazek.....	Chicago
Secretary—Fred C. Dodds.....	

DENTAL EXAMINERS.

Salary, \$5 a day.

Dr. O. H. Seyfert.....	Springfield
Dr. Charles F. O'Connor.....	Springfield
Dr. N. W. Cox.....	Springfield
Dr. B. A. Smith.....	Chicago
Dr. P. T. Diamond.....	Chicago

STATE BOARD OF ADMINISTRATION.

Created by act of June 15, 1909. Term, six years.
Salary, \$6,000.

Fred J. Kern, president.....Belleville
James Hyland, secretary, 5536 LaSalle street, Chicago
Frank D. Whipp, fiscal supervisor.....Springfield
(Vacancy), alienist.....
Thomas O'Connor.....Peoria

STATE CHARITABLE INSTITUTIONS.

Elgin State hospital—Ralph T. Hinton, M. D.,
superintendent.
Kankakee State hospital—P. M. Kelly, M. D.,
superintendent.
Jacksonville State hospital—H. B. Carriel, M. D.,
superintendent.
Anna State hospital—R. A. Goodner, M. D., super-
intendent.
Watertown State hospital—J. A. Campbell, M. D.,
superintendent.
Peoria State hospital—G. A. Zeller, M. D., super-
intendent.
Chester State hospital—George K. Ferris, M. D.,
superintendent.
Chicago State hospital (Dunning)—George Leinun-
ger, M. D., superintendent.
Alton State hospital—Frank R. Dinges, business
manager.
The Illinois School for the Deaf at Jacksonville—
C. P. Gillett, superintendent.
Lincoln State School and Colony at Lincoln—T. H.
Leonard, M. D., superintendent.
The Illinois School for the Blind at Jacksonville—
R. W. Woolston, superintendent.
Illinois Industrial Home for the Blind at Chicago—
Wm. F. Schultz, superintendent.
Illinois Soldiers and Sailors' home at Quincy—
Col. J. E. Andrews, superintendent.
The Soldiers' Widows' Home of Illinois at Wil-
mington—Mrs. Flo Jamison Miller, superintendent.
The Illinois Soldiers' Orphans' home at Normal—
Maj. C. E. Bassett, superintendent.
The Illinois Eye and Ear Infirmary at Chicago—
Maj. C. T. Garrard, superintendent.
The State Training School for Girls at Geneva—
Margaret M. Elliott, superintendent.
The St. Charles School for Boys at St. Charles—
Col. C. B. Adams, superintendent.

DEPARTMENTS.

Visitation and Instruction of Adult Blind—Charles
Comstock, 5456 Lexington avenue, Chicago.
Visitation of Dependent, Neglected and Delinquent
Children—Rev. Charles Virden, Springfield.
Support of Inmates—E. R. Amick, Springfield.
Supervising Engineer—James Shea, 818 South
Adams street, Peoria.
Deportation Agent—J. V. Callahan, care of Chi-
cago State hospital, Dunning.
State Psychopathic Institute—H. D. Singer, M. D.,
director, Kankakee.

CHARITIES COMMISSION.

Created by act of June 15, 1909. Term, four years.
No compensation. Secretary's salary, \$3,600.
Dr. Edward H. Ochsner.....Chicago
Emil G. Hirsch.....Chicago
Dr. Anna Dwyer.....Chicago
Frank Trutter.....Springfield
John B. Harris.....Champaign
Secretary—A. L. Bowen.

STATE REFORMATORY.

Managers. Located at Pontiac.
Albert H. Gravenhorst, president.....Effingham
Frank R. Robinson, vice-president.....Oregon
Charles H. May.....Peoria
John A. Calif.....Bowen
Dan D. Roughton.....Sullivan
Superintendent—W. C. Graves.

PENITENTIARY COMMISSION.

Created by act of June 5, 1907.
James A. Patten.....Chicago
Ira C. Copley.....Anzora
John Lambert.....Joliet

COMMISSIONERS OF STATE PENITENTIARY.

Prison located at Joliet. Salary, \$1,500.
Warden's salary, \$5,000.
James D. McGrath.....Ottawa
Ralph R. Tilton.....Danville
Charles M. Faltz.....Somonauk
Warden—Edmund M. Allen.

COMMISSIONERS SOUTHERN PENITENTIARY.

Prison located at Chester. Salary, \$1,500.
Frank Orr.....Mount Sterling
C. F. Coleman.....Vandalia
Omar S. Pace.....Mount Vernon
Warden—W. V. Cloisser.

BOARD OF PARDONS.

Office at Springfield. Secretary's salary, \$2,000.
Lewis G. Stevenson, chairman.....Bloomington
C. E. Jennings.....Salem
William Colvin.....Springfield
Clerk—Thos. M. Kilbride.

BOARD OF ARBITRATION.

Office at Springfield. Salary, \$1,500. Secretary's
salary, \$2,500.
D. J. Normoyle.....Chicago
Harry M. Powell.....Peoria
B. F. Shadley.....Galesburg
Secretary—Fred E. Sterling.....Rockford

STATE SUPERVISING ARCHITECT.

Salary, \$5,000.
James B. Dibelka.....Chicago

EXAMINERS OF ARCHITECTS.

Office, 1113 Chamber of Commerce, Chicago.
N. Clifford Ricker, president.....Urbana
Peter B. Wight, secretary-treasurer.....Chicago
Francis M. Barton.....Chicago
Leonard F. W. Stuebe.....Danville
Michael B. Kane.....Edwardsville
Salary of secretary, \$1,800; of members, \$10 a
day for actual service. Fee charged for examina-
tion, \$15; fee for issuing license, \$25.

**RAILROAD AND WAREHOUSE COMMISSION-
ERS.**

Office at Springfield. Salary, \$4,000; of chairman,
\$6,000; of secretary, \$3,500.
O. F. Berry, chairman.....Carthage
Richard Yates.....Springfield
James A. Willoughby.....Belleville
Secretary—William Kilpatrick.
NOTE—The commission ceased to exist Dec. 31,
1913, and was succeeded by the public utilities
commission.

VOTING-MACHINE COMMISSIONERS.

Term, four years. Compensation not to exceed
\$1,500 a year and expenses.
Morris Emmerson.....Lincoln
Amos Miller.....Hillsboro
Secretary of state.....Springfield

CANAL COMMISSIONERS.

Office at Lockport. Salary, \$5 a day.
Sherman L. Marshall.....Ipava
H. P. Dwyer.....Minooka
Edward S. Monahan.....Sheridan

STATE VETERINARIAN.

Salary, \$10 a day.
Dr. O. E. Dyson, Union stock yards.....Chicago

STATE CIVIL SERVICE COMMISSION.

Office at Springfield.
Created by act of May 11, 1905. Salary of presi-
dent, \$4,000; of two members, \$3,000 each;
of secretary, \$3,500.
James H. Burdett, president.....Chicago
A. B. Culhane.....Rockford
William B. Moulton.....Chicago
Secretary—Ward R. Robinson.

BOARD OF EXAMINERS OF PUBLIC ACCOUNTANTS.

Office at University of Illinois, Urbana.

S. H. Strawn.....	Chicago
W. A. Chase.....	Chicago
J. A. Cooper.....	Chicago
Secretary—M. H. Robinson, Urbana.	

STATE HIGHWAY COMMISSION.Created by act of June 27, 1913. Term, six years.
Office in Springfield.

A. D. Gash, president.....	Chicago
S. E. Bradt, secretary.....	DeKalb
James P. Wilson.....	Polo
State Highway Engineer—A. N. Johnson.	
Assistant State Highway Engineer—R. C. McArdle.	

COMMISSIONERS OF UNIFORM LAWS.

Created by act of June 3, 1909. Term, four years.

John C. Richberg.....	Chicago
O. A. Harker.....	Urbana
John H. Wigmore.....	Chicago
Ernest Freund.....	Chicago
Nathan W. McChesney.....	Chicago

STATE AGENTS TO ENFORCE THE LAW IN RELATION TO CRUELTY TO ANIMALS.Created by act of May 25, 1877. Term, two years.
Salary, \$1,200.

Bernard Shine.....	Chicago
Thomas C. Johnson.....	Peoria
Philip D. Hehner.....	East St. Louis
Charles Ahrens.....	East St. Louis

ILLINOIS FREE EMPLOYMENT OFFICES.Created by act of April 11, 1899. Term, two years.
Salary, \$1,500.

Chicago Offices—South side, 732 South Wabash avenue; John Rowland, superintendent. North side, 826 North Clark street; August A. Berkes, superintendent. West side, corner Canal and Randolph streets; William Mazurek, superintendent. Peoria Office—John W. Kinsey, superintendent. East St. Louis Office—William Roach, superintendent. Springfield Office—Charles H. Kay, superintendent. Rockford Office—John A. Croon, superintendent. Rock Island and Moline Office—Cornelius Donovan, superintendent.	
---	--

STATE ART COMMISSION.Created by act of June 4, 1909. Term, four years.
No compensation.

Lorado Taft.....	Chicago
Ralph Clarkson.....	Chicago
W. Carby's Zimmerman.....	Chicago
Karl Beil.....	Chicago
Frederic Clay Bartlett.....	Chicago
William Holabird.....	Chicago
J. C. Vaughan.....	Chicago

ILLINOIS PARK COMMISSION.Created by act of June 20, 1911. Term, three years.
No compensation.

J. A. James.....	Evanston
Alexander Richards.....	Ottawa

CHIEF INSPECTOR OF PRIVATE EMPLOYMENT AGENCIES.Created by act of June 15, 1909. Term, indefinite.
Salary, \$3,600.

R. J. Knight, 732 South Wabash avenue....	Chicago
---	---------

ILLINOIS LIBRARY EXTENSION BOARD.

Created by act of June 14, 1909. Term, two years.

Joseph H. Freeman.....	Aurora
Eugenie M. Bacon.....	Decatur
Secretary of state, ex officio.	

BARBERS' EXAMINING BOARD.Created by act of June 10, 1909. Term, two years.
Compensation, \$4 per day each and expenses.

James Ahern, president.....	Chicago
Thomas Casey, treasurer.....	Rock Island
Thomas T. Notter, secretary, 2824 Lee-av.,	Chicago

RIVERS AND LAKES COMMISSION.Created by act of June 10, 1911. Term, three years.
Salary, \$5,000.

Thomas J. Healy.....	Chicago
Arthur W. Charles.....	Carni
Walter A. Shaw.....	Chicago

BOARD OF EXAMINERS OF REGISTERED NURSES.

Created by act of May 2, 1907. Term, three years.

Anna L. Titman, Springfield.....	1914
Julia C. Publick, Rockford.....	1915
Mary A. Walsh, Chicago.....	1915
Bena Henderson, Chicago.....	1911
Anna Hanrahan, Chicago.....	1910

STATE FIRE MARSHAL.Created by act of June 15, 1909. Term, four years.
Salary, \$3,000.

R. F. Mogaridge (acting).....	Springfield
-------------------------------	-------------

STATE INSPECTOR OF APIARIES.Created by act of June 7, 1911. Term, two years.
Salary, \$2,000.

Abraham L. Kildow.....	Putnam
------------------------	--------

COMMISSION TO REVISE AND CODIFY BUILDING LAWS.

Created by act of May 25, 1911.

N. C. Ricker, architect, chairman.....	Urbana
Richard E. Schmidt, architect.....	Chicago
W. C. Armstrong, engineer.....	Chicago
I. O. Baker, engineer.....	Urbana
W. H. Merrill, fireproofing.....	Chicago
George J. Jobst, contractor.....	Peoria
William Sherman Stahl, attorney, secretary.....	Chicago

STATE GAME AND FISH CONSERVATION COMMISSION.

Office in Springfield. Salary of president, \$4,000; of other two members, \$3,000 each.

C. J. Dittmer, president.....	Freeport
Henry Von Meeteren.....	Chicago
John B. Vaughn.....	Carlinville

STATE BOARDS EX OFFICIO.**BOARD OF PRISON INDUSTRIES.**

Created by act of May 11, 1903. Salary of sales manager, \$3,600.

Commissioners of Illinois state penitentiary.	
Commissioners of southern Illinois penitentiary.	
Board of managers of Illinois state reformatory.	
H. Dollarhide, sales manager, Springfield.	

COMMISSIONERS OF STATE CONTRACTS.

Created by act of March 31, 1874.

Secretary of state, auditor of public accounts, state treasurer, attorney-general.	
--	--

COMMISSIONERS OF THE STATE LIBRARY.

Created by act of March 6, 1867.

Governor, secretary of state, superintendent of public instruction; secretary of state, librarian, Springfield.	
---	--

TRUSTEES OF THE LINCOLN MONUMENT.

Created by act of May 18, 1895. Salary of custodian, \$1,200.

Governor, superintendent of public instruction, state treasurer; E. S. Johnson, custodian, Springfield.	
---	--

TRUSTEES OF THE NATURAL HISTORY MUSEUM.

Created by act of May 25, 1877. Salary of curator, \$3,000.

Governor, secretary of state, superintendent of public instruction; A. R. Crook, curator, Springfield.	
--	--

STATE CANVASSING BOARD.

Created by act of April 3, 1872.

Governor, secretary of state, auditor, state treasurer, attorney-general.	
---	--

TRUSTEES OF THE LINCOLN HOMESTEAD.

Created by act of June 16, 1887. Salary of custodian, \$1,500.

Governor, secretary of state, auditor of public accounts, state treasurer, superintendent of public instruction; Albert S. Edwards, custodian, Springfield.	
---	--

FORT MASSAC TRUSTEES.

Created by act of May 15, 1903. Salary of custodian, \$600.

Governor, secretary of state, auditor of public accounts, state regent Illinois Daughters of Amer-	
--	--

ican Revolution, two Illinois Daughters of American Revolution; D. B. Bailey, custodian, Metropolis.

STATE GEOLOGICAL COMMISSION.

Created by act of May 12, 1905.

Governor, president of the University of Illinois; T. C. Chamberlin, Chicago; Frank W. De Wolf, director, Urbana.

STALLION REGISTRATION BOARD.

Created by act of June 10, 1909.

Secretary state board of agriculture.
State veterinarian.
President Illinois Horse Breeders' association.
Secretary Illinois Horse Breeders' association.
President Illinois Farmers' institute.

ILLINOIS COUNTY OFFICERS.

County.	County seat.	County and Probate judges.	County clerk.	Circuit clerk and recorder.
Adams—Quincy		Lyman McCarl	John A. Conmy	Erde W. Beatty J. M. Buffinton, R.
Alexander—Calro		Wm. S. Dewey	Jesse E. Miller	C. O. Foster
Bond—Greenville		Wm. H. Dawdy	W. E. McCaslin	J. F. Johnston
Boone—Belvidere		Wm. C. DeWolf	William Bowley	A. C. Fassett
Brown—Mount Sterling		W. Y. Baker	William C. Perry	E. B. Glaze
Bureau—Princeton		J. R. Pritchard	James Fletcher	Henry Fuller
Calhoun—Hardin		C. E. Cooke	John Day, Jr.	W. D. Godar
Carroll—Mount Carroll		J. D. Turnbaugh	A. B. Adams	V. Boerner
Cass—Virginia		Charles A. E. Martin	Louis O. Skiles	L. D. Springer
Champaign—Urbana		William G. Spurgin	Fred Hess	Boyd S. Blaine
Christian—Taylorville		Charles A. Prater	Henry J. Burke	J. A. Foll
Clark—Marshall		H. R. Snavely	W. F. Martin, Jr.	Jay Swern
Clay—Louisville		A. N. Tolliver	Samuel A. Stanford	W. H. Burns
Clinton—Carlyle		James Allen	Adam Junker	H. H. Schlarman
Coles—Charleston		John P. Harragh	George S. Boulware	Bert B. Cole
Cook—Chicago		John E. Owens Daniel H. Gregg, P.	R. M. Sweltzer J. A. Cervenka, P.	John W. Rainey Joseph F. Conery, R.
Crawford—Robinson		J. C. Maxwell	Charles V. Coulter	Charles A. Montgomery
Cumberland—Toledo		S. B. Rariden	Philip Meyer	Charles Cox
DeKalb—Sycamore		W. L. Pond	S. M. Henderson	Walter M. Hay
DeWitt—Clinton		Fred C. Hill	E. F. Campbell	Elmer Metz
Douglas—Tuscola		W. J. Dolson	Charles A. Hawkins	H. B. Morgan
DuPage—Wheaton		Charles D. Clark	H. F. Lawrence	George W. Thoma
Edgar—Paris		D. V. Dayton	Charles Crum	T. J. Brewer
Edwards—Albion		Peter C. Walters	Arch C. Smith	Earl S. Bunting
Effingham—Effingham		Barney Overbeck	Calvin C. Loy	J. G. Habing
Fayette—Vandalia		John H. Webb	George A. Brown	M. L. Staff
Ford—Paxton		M. L. McQuiston	L. D. Jackson	Carl E. Bengtson
Franklin—Benton		Thomas J. Layman	William D. Seeber	J. J. Hill
Fulton—Lewistown		Hobart S. Bayd	Austin Onlon	Eugene Whiting
Gallatin—Shawneetown		H. P. Bogarth	Henry G. Sanks	James G. Gregg
Greene—Carrollton		Thos. Henshaw	Thomas D. Doyle	J. W. Farrell
Grundy—Morris		George Bedford	George W. Anderson	F. S. Johnson
Hamilton—McLeansboro		Isaac H. Webb	L. E. Lambert	Frank Porter
Hancock—Carthage		J. Arthur Baird	Frank Thornber	E. O. Reaugh
Hardin—Elizabethtown		E. N. Hall	L. T. Rash	Charles L. Hess
Henderson—Oquawka		R. F. Robinson	J. J. Barnes	W. P. Martin
Henry—Cambridge		L. E. Telleen	Elmer E. Fitch	J. A. Horberg
Iroquois—Wateka		John H. Gillan	Clarence South	Fred Benjamin
Jackson—Murphysboro		W. F. Ellis	James W. Browne	Reynold Gardner
Jasper—Newton		H. M. Kasserman	H. K. Powell	W. E. Trainor
Jefferson—Mount Vernon		A. D. Webb	John G. Young	Burrell Hawkins
Jersey—Jerseyville		H. W. Pogue	John C. McGrath	A. H. Quinn
Jo Daviess—Galena		John C. Boevers	E. J. Menzemer	H. L. Heer
Johnson—Vlenna		J. F. Hight	E. F. Throgmorton	Grant McFatrige
Kane—Geneva		F. G. Plain John H. Williams, P.	William F. Lynch	J. L. Johnson
Kankakee—Kankakee		A. W. Deselm	B. D. Galbraith, P.	Frank E. George, R.
Kendall—Yorkville		C. S. Williams	J. B. Flageole	Luther B. Bratton
Knox—Galesburg		R. C. Rice	Edward Budd, Jr.	Avery N. Beebe
Lake—Waukegan		Perry L. Persons	Frank L. Adams	C. H. Westerberg
LaSalle—Ottawa		W. H. Hinebaugh A. T. Lardin, P.	A. L. Hendee	L. O. Brockway
Lawrence—Lawrenceville		J. A. Benson	A. E. Back	J. L. Witzman
Lee—Dixon		Robert H. Swift	J. N. St. Clair, P.	J. F. Buchner, R.
Livingston—Pontiac		W. C. Graves	George A. Brookhart	O. H. Hedden
Logan—Lincoln		Charles J. Gelbach	W. C. Thompson	W. B. McMahon
Macoupin—Decatur		O. W. Smith	William W. Kenny	J. G. Whitson
Macoupin—Carlinville		Truman A. Snell	J. W. Corwine	Lynn R. Parker
Madison—Edwardsville		J. E. Hillskotter	M. E. Penwell	John Allen
Marion—Salem		J. P. Streuber, P.	W. C. Seehausen	Thomas Cain
Marshall—Lacon		Charles E. Jennings	Harry J. Mackinaw	Simon Kellerman
Mason—Havana		Dan H. Gregg	J. B. Coppinger	John Berner, R.
Massac—Metropolis		Jas. A. McComas	Robert J. Branson	John M. Shultz
McDonough—Macomb		W. F. Smith	Thomas A. Connell	William L. Wescott
McHenry—Woodstock		C. G. Gumbart	A. F. Terrell	C. E. Walsh
McLean—Bloomington		D. T. Smiley	George C. Schneeman	Arthur H. Finley
Menard—Petersburg		Homer W. Hall	J. H. Foster	A. Warren Ford
Mercer—Aledo		G. E. Nelson	Guy E. Still	Theodore Hamer
Monroe—Waterloo		H. E. Burgess	P. A. Guthrie	John C. Allen
Montgomery—Illisboro		Frank Durfee	A. W. Hartley	N. B. Carson, R.
Morgan—Jacksonville		J. L. Dryer	F. A. Gibson	Ross A. Nance
Moultrie—Sullivan		Edward P. Brockhouse	Henry Eisenbart	S. A. Nelson
Ogle—Oregon		Isaac Hudson	A. N. Banes	Louis A. Wiehl
		Frank E. Reed	C. A. Boruff	Hugh Hall
			Cash W. Green	Eugene D. Pyatt
			R. F. Adams	Fred O. Gaddis
				John D. Mead

County. County seat.	County and Probate judges.
Peoria—Peoria	C. E. Stone Walter L. Clinch, P. M. C. Cook
Perry—Pinckneyville	J. Hawbaker
Platt—Monticello	E. J. Grote
Pike—Pittsfield	Paul F. Grote
Pope—Golconda	W. A. Whiteside
Putaski—Mound City	W. A. Wall
Putnam—Hennepin	W. H. Westcott
Randolph—Chester	W. M. Schuwerk
Richland—Olney	Stephen C. Lewis
Rock Island—Rock Island	Robert W. Olmsted B. S. Bell, P. K. C. Ronalds
Saline—Harrisburg	K. C. Ronalds
Sangamon—Springfield	J. B. Weaver C. H. Jenkins, P.
Schuyler—Rushville	John C. Work
Scott—Winchester	F. C. Funk
Shelby—Shelbyville	J. K. P. Grider
Stark—Toulon	B. F. Thompson
St. Clair—Belleville	John B. Hay Frank Perrin, P.
Stephenson—Freeport	A. J. Clarity
Tazewell—Pekin	James M. Rahn
Union—Jonesboro	M. C. Crawford
Vermilion—Danville	Lawrence T. Allen Clinton C. Abernethy, P.
Wabash—Mount Carmel	Milburn J. White
Warren—Monmouth	L. E. Murphy
Washington—Nashville	W. P. Green
White—Carmel	J. C. Kern
Walton—Fairfield	Virgil W. Mills
Whiteside—Morrison	W. A. Blodgett
Will—Joliet	G. J. Cowing J. B. Fithian, P.
Williamson—Marion	W. F. Slater
Winnebago—Rockford	L. M. Reckhow
Woodford—Eureka	Arthur C. Furt P.—Probate.

County clerk.	Circuit clerk and recorder.
O. Heinrich	George F. Thade
C. A. Roberts, P.	John J. Gallagher, R.
H. R. Sims	Charles H. S. Ross
Harvey Fay	B. G. Duncan
W. S. Binns	Henry Bowers
Charles A. Werner	T. Roy Vaughn
Roy N. Adams	E. P. Easterday
Charles C. Greiner	H. B. Ramage
William R. Karsteter	Charles J. Kribs
I. C. Head	Charles Goudy
Henry B. Hubbard, P.	Sam Ryerson, R.
John Rinck, P.	G. W. Gamble
Charles W. Byres	Joseph H. Drennan Herbert Woods, R.
Isaac Lewis	E. Ross Chitwood
John R. King	J. W. Kellem
J. T. Zimmer	E. E. Herron
William E. Nixon	Walter F. Young
E. F. Winkler	John F. O'Flaherty
L. P. Mellon, P.	C. A. Summers, R.
W. L. Boeke	Conrad D. Cramer
George Behrens	C. O. Myers
C. L. Kimmel	H. C. Sifford
Thomas J. Dale	Ben G. Selbert W. H. Carter, R.
James H. McClain	G. L. Hockgelger
F. W. Bateman	Arthur S. Gibson
H. E. Heckert	Oscar H. Blinn
Matthew Martin	William Poynton
Charles C. Johnson	William L. Grubb
W. C. Stilson	Albert T. Skelly
Edward G. Young	L. H. Piepenbrink
John M. Dodd	Leslie O. Caplinger
M. A. Norton	L. F. Lake
Joseph Hertschuh	D. C. Belsley
R.—Recorder.	

County Treasurer.	Sheriff.
Adams—Joseph L. Thomas	Joseph H. Lipps
Alexander—William D. Pippitt	A. S. Fisher
Bone—Joseph M. Brown	Shelby W. Robinson
Boone—C. W. Watson	William E. Gorman
Brown—John D. Northern	David W. Shankland
Bureau—H. C. Smith	Charles Beyer
Calhoun—William Fulkerson	Peter A. Gotway
Carroll—William H. Stitley	David B. Doty
Cass—James R. Sligh	E. P. Widmayer
Champaign—L. N. Bear	George W. Davis
Christian—Joseph Brockamp	G. W. Brents
Clark—A. M. Tarman	Jesse Gellatin
Clay—W. J. Holaday	W. H. Thrash
Clinton—J. M. Krebs	William Ragen
Coles—Frank F. Freeman	Vincent Aye
Cook—W. L. O'Connell	M. Zimmer
Crawford—E. G. Stifle	H. E. Highsmith
Cumberland—Jacob C. Lyons	Col. S. Young
DeKalb—Edward Johnson	Frank C. Poust
DeWitt—William M. Price	William H. Armstrong
Douglas—G. R. Duncan	C. G. Stovall
DuPage—Frank J. Knight	A. A. Kuhn
Edgar—A. E. Woods	J. I. Blackman
Edwards—Nathan E. Smith	W. S. Rothrock
Efingham—John Shea	Matt Faber
Fayette—Charles E. Yake	L. J. Browning
Ford—J. H. Nelson	M. Bristle
Franklin—J. A. McClintock	John A. Vaughn
Fulton—Butler Fouts	W. H. Roy
Gallatin—E. A. Harrell	W. P. Clayton
Greene—E. B. Dawson	John B. Morrow
Grundy—A. H. Gleghorn	J. H. Francis
Hamilton—G. W. Mason	A. S. Crouse
Hancock—Charles S. Tyler	Elmer E. McAdams
Hardin—J. T. Kibler	Edward Ferrell
Henderson—James E. Amcman	R. T. McDill
Henry—Charles A. Kellogg	Samuel Wilson
Iroquois—George P. Helkes	James F. Ireland
Jackson—H. D. Lee	Charles T. Edwards
Jasper—Taylor Randolph	William Pippin
Jefferson—D. C. Youngblood	W. S. Payne
Jersey—Richard Kiely	A. R. Chappell
Jo Daviess—J. A. Bingham	Robert Irwin
Johnson—Harry V. Carter	John L. Veach
Kane—John Evans	C. T. McBrlarty
Kankakee—Robert A. Hewett	Daniel G. Lee
Kendall—A. P. Hill	J. R. Henderson
Knox—George J. Eastes	Frank F. Seaman

State's attorney.	Sup't schools.
Fred G. Wolfe	John H. Steiner
Alex Wilsdorf	Fanny P. Hacker
John D. Biggs	H. A. Meyer
P. H. O'Donnell	Elizabeth B. Gray
Warren McNeff	C. W. Sellars
C. N. Holerich	George O. Smith
Thomas J. Selby	S. J. Sibley
F. J. Stransky	John Hay
A. T. Lucas	Henry Jacobs
Louis A. Busch	C. H. Watts
Harry Hershely	Henry L. Fowkes
E. D. Jones	H. W. Drake
Thomas S. Williams	G. O. Lewis
Hugh V. Murray	William Johnston
R. G. Hammond	W. Ed Miller
Maclay Hoyne	E. J. Tobin
Joseph B. Crowley	H. E. Green
W. O. Greathouse	J. W. Castelo
Lowell B. Smith	W. W. Coultas
Louis O. Williams	John L. Costley
W. T. Coleman	E. E. Gere
W. W. Hadley	R. T. Morgan
Wilber H. Hickman	George W. Brown
Edward A. Schroeder	W. H. Siefertman
Byron Piper	J. W. Davis
J. G. Burnside	Frank C. Crawford
O. H. Wylie	H. M. Rudolph
G. H. Hickman	C. W. Mundell
M. P. Rice	J. M. Cook
R. M. McGhee	J. B. Boswell
Norman L. Jones	G. B. McClelland
Frank H. Hayes	C. H. Root
J. H. Lane	W. W. Daily
Clyde P. Johnson	Stephen D. Farls
James E. Denton	John H. Oxford
Albert F. Fawley	Mrs. Della Yeomans
Nels F. Anderson	A. L. Odenweller
J. W. Kern	E. A. Gilbreath
W. A. Schwartz	A. J. Rendelman
Charles D. Fithian	Milo D. Yelvington
Joel F. Watson	A. E. Summers
Walter J. Chapman	J. W. Roberts
Frank T. Sheehan	Benjamin L. Birkbeck
H. A. Spann	Emma Rebmam
William J. Tyers	Edw. Ellis
Wayne Dyer	S. D. Saltgiver
Oliver A. Burkhart	A. D. Curran
A. J. Boutelle	W. F. Boyes

ILLINOIS COUNTY OFFICERS—CONTINUED.

County. Treasurer.	Sheriff.	State's attorney.	Supt's schools.
Lake—Carl P. Westerfield.....	Elmer J. Green	Ralph J. Dady.....	T. A. Simpson
LaSalle—Edward G. Zilm.....	J. G. Mischke	George S. Wiley.....	W. R. Foster
Lawrence—John P. Marlin.....	W. A. Cochran	Rolla Shaw.....	R. E. Kimmell
Lee—Frank C. Vaughan.....	C. E. Reid	Harry Edwards.....	L. W. Miller
Livingston—L. S. Henderson.....	W. A. Patterson	F. A. Ortman.....	W. E. Herbert
Logan—C. Quisenberry.....	William Schaffenaeker	Everett Smith.....	D. F. Nichols
Macon—James T. Lebo.....	J. P. Nicholson	Jesse L. Deck.....	Mary W. Moore
Macoupin—S. T. Carmody.....	E. M. Eiter	James H. Murphy.....	R. C. Moore
Madison—Fred A. Eisele.....	H. Simon Henry	James M. Baudy.....	J. U. Uzzel
Madison—J. T. Arnold.....	Charles W. Vursell	Samuel N. Finu.....	J. F. Hickman
Marshall—Charles R. Scoon.....	Charles F. Motter	H. E. Jacobs.....	E. F. Perry
Mason—Adolph Schill.....	A. A. Brookes	E. P. Nischwitz.....	Fannie S Merwin
Massac—Elmer Brown.....	Oscar Miller	Fred R. Young.....	W. A. Spence
McDonough—John E. Lane.....	A. P. McKee	George A. Falder.....	B. E. Decker
McHenry—Arthur R. Crissey.....	A. H. Henderson	David R. Joslyn.....	A. M. Shelton
McLean—P. M. Stubblefield.....	James Reeder	Miles K. Young.....	B. C. Moore
Menard—E. W. Boeker.....	T. E. Courtwright	H. E. Pond.....	Eva B. Batterton
Mercer—Samuel S. Johnston.....	C. A. Hickok	John M. Wilson.....	C. L. Gregory
Monroe—Andrew Latz.....	A. C. Rexroth	Henry Reichenback.....	J. W. Jackson
Montgomery—C. E. Landers.....	M. T. Kiggins	J. Earl Major.....	John W. Harp
Morgan—Jerry Cox.....	W. B. Rogers	Robert Tilton.....	H. C. Montgomery
Moultrie—G. A. Daugherty.....	Warren M. Fleming	J. K. Martin.....	Van D. Roughton
Ogle—C. M. Myers.....	W. B. Delaney	W. J. Emerson.....	John E. Cross
Peoria—Lewis M. Hines.....	F. G. Minor	C. E. McNemar.....	John A. Hayes
Perry—William Brey.....	S. T. Duncan	S. A. Warden.....	Elmo W. Lee
Platt—O. L. Cline.....	F. D. Duvall	Thomas Kastel.....	C. McIntosh
Pike—Hayes Colvin.....	David F. Allen	George C. Weaver.....	D. P. Hollis
Pope—Thomas Phelps.....	H. G. McCormick	John W. Browning.....	R. R. Randolph
Pulaski—R. J. Caster.....	C. E. Wehrenberg	C. S. Miller.....	Miss May S. Hawkins
Putnam—W. M. Durley.....	O. C. Cofold	Harry K. Ward.....	W. A. Paxon
Randolph—Robert M. Boyd.....	H. S. Burbes	Alfred D. Riess.....	William F. Stine
Richland—F. W. Schilt.....	E. W. Honsler	H. G. Morris.....	E. Van Arsdal
Rock Island—W. H. Whiteside.....	O. L. Bruner	F. E. Thompson.....	S. J. Ferguson
Saline—J. Lusk.....	J. Mooneybam	Sam Thomson.....	R. E. Rhine
Sangamon—Charles H. Edmands, Jr.....	Henry Mester	Edmund Burke.....	E. O. Pruitt
Schuyler—C. A. Edgar.....	Harry Pratt	George B. Steele.....	George E. Hermetel
Scott—N. J. Moore.....	John E. Coultas	R. M. Riggs.....	J. C. Moore
Shelby—William Klausner.....	F. D. Crook	W. E. Lowe.....	Les W. Frazer
Stark—E. G. Williamson.....	Thomas J. Malone	John W. Fling, Jr.....	George C. Baker
St. Clair—Paul W. Abt.....	W. Mulconery	Charles Webb.....	W. A. Hough
Stephenson—John Bruce.....	E. J. Stewart	Albert H. Manus.....	Cyrus S. Grove
Tazewell—W. E. Schurman.....	Chris Fluegel	W. J. Reardon.....	B. L. Smith
Union—Thomas C. Ury.....	G. H. Huggins	W. D. Lyerle.....	William O. Brown
Vermilion—O. B. Wyson.....	John T. Shepard	J. H. Lewman.....	S. P. Haworth
Wabash—George C. Harvey.....	William A. Milburn	Harry M. Phipps.....	O. A. Mayne
Warren—W. E. Stevenson.....	W. T. Fitzpatrick	Joseph N. Thomas.....	J. D. Regan
Washington—H. W. Finke.....	H. F. Vogelphl	J. P. Carter.....	Robert Pence
Wayne—William M. Daubs.....	George H. Anderson	H. S. Burgess.....	W. G. Ciane
White—Jess Grisson.....	C. W. Frazier	W. L. Martin.....	V. W. Smith
Whiteside—A. E. Parmenter.....	J. F. Wahl	J. J. Ludens.....	B. F. Hendricks
Will—W. W. Gifford.....	Thomas Stevenson	Robert W. Martin.....	William H. Nevina
Williamson—W. T. Harris.....	M. L. Duncan	D. T. Hartwell.....	R. O. Clarida
Winnebago—Frank A. Carson.....	H. W. Young	G. E. Johnson.....	O. J. Kern
Woodford—D. H. Bendinger.....	John E. Woltzen	Thomas Kennedy.....	Roy L. Moore

ILLINOIS STATE ASSOCIATIONS.

Anti-Saloon League—President, Alfred Capps, Jacksonville; secretary, W. B. Millard, Morgan Park; headquarters, 1200 Security building, 189 West Madison street, Chicago.	Illinois State Dental Society—President, Dr. William H. G. Logan, Chicago; secretary, Dr. Henry L. Whipple, Quincy.
Bankers' Association—President, S. B. Montgomery, Quincy; secretary, R. L. Crampton, Chicago.	Illinois State Good Roads Association—President, Arthur C. Jackson; secretary, Miss Maude E. Jones.
Bar Association—President, Robert McCurdy, Chicago; secretary, John F. Volght, Mattoon.	Illinois Woman's Press Association—President, Miss Ethel M. Colson; corresponding secretary, Miss Ruth Herrick.
Civil Service Association—President Charles L. Capen, Bloomington; secretary, E. R. Blackwood, 351, 4th South Dearborn street, Chicago.	National Civic Federation (Illinois branch)—President, Dr. Abram W. Harris, Evanston; corresponding secretary, Donald R. Richberg, Chicago.
Equal Suffrage Association—President, Mrs. George W. Trout, Oak Park; corresponding secretary, Mrs. Edward L. Stewart, Chicago.	Postmasters' Association—President, D. A. Campbell, Chicago; secretary, T. J. Cunningham, Taylorville.
Federation of Women's Clubs—President, Mrs. Frederick A. Dow; corresponding secretary, Mrs. Charles E. Hull, Salem.	Press Association—President, George W. Hughes, Clinton; secretary, J. M. Page, Jerseyville.
Humane Society—President, John L. Shortall; secretary, George A. H. Scott; office, 1145 South Wabash avenue, Chicago.	State Historical Society—President, Otto L. Schmidt, Chicago; secretary-treasurer, Mrs. Jessie Palmer Weber, Springfield.
Illinois Music Teachers' Association—President, Edgar A. Nelson, Chicago; secretary-treasurer, Herbert O. Merry, Lincoln.	State Medical Association—Secretary, Dr. E. W. Weiss, Ottawa.
Illinois Osteopathic Association—President, Dr. E. C. Thasley, Peoria; secretary-treasurer, Dr. A. P. Kottler, Chicago.	Woman's Christian Temperance Union—President, Miss Helen L. Hood, Chicago; corresponding secretary, Mrs. Epha Marshall, Chicago.

MEMBERS OF THE 48TH GENERAL ASSEMBLY OF ILLINOIS (1913-1914).

Senators and representatives are paid \$1,000 each per year. Senators are elected for four years and representatives for two.

SENATE.

Democrats, 24; republicans, 26; progressives, 1.	Dist.	Residence.
1. Francis P. Brady, Rep.	Chicago
2. Francis A. Hurley, Dem.	Chicago
3. Samuel A. Ettelson, Rep.	Chicago
4. Al F. Gorman, Dem.	Chicago
5. Walter Clyde Jones, Rep. (Prog.)	Chicago
6. George W. Harris, Prog.	Chicago
7. William H. Maclean, Rep.	Wilmette
8. Albert J. Olson, Rep.	Woodstock
9. Patrick J. Carroll, Dem.	Chicago
10. Henry Andrus, Rep.	Rockford
11. Carl Lundberg, Rep.	Chicago
12. Michael H. Cleary, Dem.	Galena
13. Albert C. Clark, Rep.	Chicago
14. Thomas B. Stewart, Rep. (Prog.)	Aurora
15. Edward J. Forst, Dem.	Chicago
16. Christian Haase, Dem.	Washburn
17. Edward J. Giackin, Dem.	Chicago
18. John Dailey, Rep.	Peoria
19. John T. Denvir, Dem.	Chicago
20. Edward C. Curtis, Rep.	Grant Park
21. John E. Madigan, Dem.	Chicago
22. Martin B. Bailey, Rep.	Danville
23. Niels Juul, Rep.	Chicago
24. Raymond D. Meeker, Dem.	Sullivan
25. Johann Waage, Dem.	Chicago
26. Noah Elmo Franklin, Rep.	Lexington
27. John Broderick, Dem.	Chicago
28. Willis R. Shaw, Dem.	Decatur
29. John M. O'Connor, Dem.	Chicago
30. Walter I. Manny, Dem.	Mount Sterling
31. Willett H. Cornwell, Rep.	Chicago
32. William A. Compton, Dem.	Macomb
33. Frank A. Landee, Rep.	Moline
34. John R. Hamilton, Rep.	Mattoon
35. John H. Gray, Rep.	Morrison
36. Campbell S. Hearn, Dem.	Quincy
37. H. S. Magill, Jr., Rep.	Princeton
38. Stephen D. Canaday, Dem.	Hillshoro
39. Henry W. Johnson, Rep.	Ottawa
40. F. Jeff Tossey, Dem.	Toledo
41. Richard J. Barr, Rep.	Joliet
42. F. C. Campbell, Dem.	Xenia
43. Charles F. Hurburgh, Rep.	Galesburg
44. Kent E. Keller, Dem.	Ava
45. Logan Hay, Rep.	Springfield
46. D. Duff Piercy, Dem.	Mount Vernon
47. Edmond Beall, Rep.	Alton
48. J. A. Womack, Rep.	Equality
49. J. M. Chamberlain, Jr., Rep.	East St. Louis
50. D. T. Woodard, Dem.	Benton
51. Douglas W. Helm, Rep.	Metropolis

HOUSE OF REPRESENTATIVES.

Democrats, 73; republicans, 52; progressives, 25; socialists, 3.	Dist.	Residence.
1. Maurice J. Clarke, Rep.	Chicago
John Griffin, Dem.	Chicago
John H. Taylor, Prog.	Chicago
2. Frank J. McNichols, Rep.	Chicago
John F. McCarthy, Dem.	Chicago
Frank J. Snite, Prog.	Chicago
3. John P. Walsh, Dem.	Chicago
Robert R. Jackson, Rep.	Chicago
F. E. J. Lloyd, Prog.	Chicago
4. Thomas A. Boyer, Rep.	Chicago
George C. Hilton, Dem.	Chicago
Hubert Kliens, Dem.	Chicago
5. Isaac S. Rothschild, Rep.	Chicago
Morton D. Hull, Rep.	Chicago
M. L. Igoe, Dem.	Chicago
6. Robert E. Wilson, Dem.	Chicago
Joseph A. Weber, Dem.	Chicago
Charles S. Graves, Prog.	Evanston
7. Frederick B. Roos, Rep.	Forest Park
J. J. O'Rourke, Dem.	Harvey
John M. Curran, Prog.	Winnetka
8. E. D. Shurtleff, Rep.	Marengo
Thomas E. Graham, Dem.	Ingleisle
Fayette S. Munro, Prog.	Highland Park
9. David E. Shanahan, Rep.	Chicago

Dist.	Residence.
Robert J. Mulcahy, Dem. Chicago
Rudolph Stokiasa, Dem. Chicago
10. John A. Atwood, Rep. Stillman Valley
Andrew J. Lovejoy, Rep. Roscoe
John Coleman, Dem. Rochelle
11. Frank J. Ryan, Dem. Chicago
Henry F. Schubert, Dem. Chicago
Robson Barron, Prog. Chicago
12. Martin J. Dillon, Dem. Galena
R. H. Thompson, Dem. Kent
Benton F. Kieckmeyer, Prog. Freeport
13. Seymour F. Kieckmeyer, Rep. Chicago
Elmer J. Schneckenberg, Prog. Chicago
14. Frank W. Shepherd, Rep. Elgin
Charles F. Clynch, Dem. Aurora
Henry B. Fargo, Prog. Geneva
15. Thomas Curran, Rep. Chicago
Peter F. Smith, Dem. Chicago
Joseph O. Hruby, Dem. Chicago
16. Michael Fahy, Dem. Toluca
Henry A. Foster, Dem. Fairbury
Charles H. Carmon, Prog. Forrest
17. Edward J. Smejkal, Rep. Chicago
Tony Trimarco, Dem. Chicago
John S. Burns, Dem. Chicago
18. Lucas I. Butts, Rep. Peoria
Thomas N. Gorman, Dem. Peoria
George Fitch, Prog. Peoria
19. Joseph C. Blaha, Rep. Chicago
John J. McLaughlin, Dem. Chicago
R. E. Sherman, Prog. Chicago
20. Israel Dudgeon, Rep. Morris
Daniel O'Connell, Dem. Kinsman
William H. Dunn, Prog. Essex
21. Benjamin M. Mitchell, Dem. Chicago
Edward T. Farrar, Rep. Chicago
John Grunau, Prog. Chicago
22. William P. Holaday, Rep. Georgetown
George W. Myers, Dem. Paris
Charles W. Fleming, Prog. Danville
23. George A. Miller, Rep. Oak Park
Christian M. Madsen, Soc. Chicago
Emil M. Zolla, Prog. Chicago
24. William F. Burres, Rep. Urbana
Francis E. Williamson, Dem. Urbana
Joseph Carter, Prog. Champaign
25. Charles G. Hutchinson, Rep. Chicago
Edward J. Costello, Dem. Chicago
Joseph M. Mason, Soc. Chicago
26. William Rowe, Rep. Saybrook
Frank Gillespie, Dem. Bloomington
Abraham C. Thompson, Prog. Piper City
27. Albert Rostenkowski, Rep. Chicago
Joseph Pitlock, Dem. Chicago
James M. Donlan, Dem. Chicago
28. William McGinley, Rep. Decatur
William W. McCormick, Dem. Emden
Cyrus J. Tucker, Dem. Decatur
29. Patrick J. Sullivan, Dem. Chicago
James H. Farrell, Dem. Chicago
McMill McCormick, Prog. Chicago
30. Homer J. Tice, Rep. Greenview
A. M. Foster, Dem. Rushville
William M. Groves, Dem. Petersburg
31. Franklin S. Catlin, Rep. Chicago
Harry L. Shaver, Rep. Chicago
William McKinley, Dem. Chicago
32. John Huston, Dem. Blandinsville
Robert A. Elliott, Dem. Monmouth
J. H. Jayne, Prog. Monmouth
33. Thomas Campbell, Rep. Rock Island
Everett L. Werts, Dem. Onqawka
William Hartquist, Prog. Stronghurst
34. William T. Hollenbeck, Rep. Marshall
Polk B. Briscoe, Dem. Westfield
Edward F. Poorman, Dem. Mattoon
35. Alfred N. Abbott, Rep. Morrison
John P. Devine, Dem. Dixon
Roy D. Hunt, Prog. DeKalb
36. George H. Wilson, Rep. Quincy
William H. Hoffman, Dem. Quincy
Edwin T. Strubinger, Dem. El Dara

Dist.	Residence.
37. Randolph Boyd, Rep.	Galva
Clayton C. Pervier, Rep.	Sheffield
Frank W. Morrasy, Dem.	Sheffield
38. S. Elmer Simpson, Rep.	Carrollton
William A. Hubbard, Dem.	Carrollton
Henry A. Shephard, Dem.	Jerseyville
39. O. E. Benson, Rep.	Ottawa
William M. Scanlan, Rep.	Peru
Lee O'Neil Browne, Dem.	Ottawa
40. Walter M. Provine, Rep.	Taylorville
Arthur Roc, Dem.	Vandalia
John C. Richardson, Dem.	Edinburg
41. M. F. Henneberry, Dem.	Wilmington
William R. McCabe, Rep.	Lockport
Ezra E. Miller, Prog.	Naperville
42. Robert S. Jones, Rep.	Flora
Walter E. Rinehart, Dem.	Effingham
Fred J. Koch, Dem.	New Baden
43. Edward J. King, Rep.	Galesburg
E. W. Duvall, Dem.	Lewistown
W. B. Elliott, Prog.	Williamsfield
44. Judson E. Harriss, Rep.	Duquoin
James M. Etberton, Dem.	Carbondale
A. H. Cohlmeier, Dem.	Nashville
45. Thomas E. Lyon, Rep.	Springfield
James F. Morris, Dem.	Springfield
James M. Bell, Dem.	Rochester
46. Charles L. Wood, Rep.	Keens

Dist.	Residence.
John M. Rapp, Dem.	Fairfield
R. J. Kasserman, Dem.	Newton
47. Norman G. Flagg, Rep.	Moro
Ferdinand A. Garesche, Dem.	Madison
William Diekman, Dem.	Edwardsville
48. James A. Watson, Rep.	Elizabethtown
Charles L. Scott, Dem.	Grayville
William E. Finley, Dem.	Bridgeport
49. Fred Keck, Rep.	Belleville
Charles A. Karch, Dem.	Belleville
Lewis S. McWilliams, Dem.	East St. Louis
50. Charles Curran, Rep.	Mound City
George W. Crawford, Dem.	Anna
R. D. Kirkpatrick, Rep.	Benton
51. George B. Baker, Rep.	Goleconda
Elwood Barker, Rep.	McLeansboro
W. C. Kane, Dem.	Harrisburg

SUMMARY.

	Senate.	House.	J. B.
Democrats	24	73	97
Republicans	26	51	77
Progressives	1	25	26
Socialists	0	3	3

NOTE—Senators are classified politically according to tickets on which they were elected. There was no progressive ticket in the field when the holdovers were chosen.

SENATORIAL ELECTION IN ILLINOIS.

After a deadlock continuing from Feb. 11 to March 26, 1913, James Hamilton Lewis, democrat, of Chicago, and Lawrence Y. Sherman, republican, of Macomb, were elected United States senators by the legislature of Illinois. Mr. Lewis was given the long term, expiring March 4, 1919, in succession to Shelby M. Cullom, and Mr. Sherman was chosen to fill out the unexpired term, ending March 4, 1915, of William Lorimer, who was declared by the senate July 14, 1912, not to have been duly elected May 26, 1909, and therefore not entitled to a seat in the United States senate. Both Mr. Lewis and Mr. Sherman were indorsed for the senatorship at the primary election of April 9, 1912, the former receiving 228,872 democratic votes in the state and the latter 178,063 republican votes. Lewis had no opposition in the primary, while the republican vote was divided between Shelby M. Cullom, W. Grant Webster, Hugh S. Magill (Prog.) and L. Y. Sherman.

The legislature, as the result of the election of Nov. 5, 1912, was composed of 97 democrats, 76 republicans, 27 progressives and 4 socialists, no one party being sufficiently strong to elect on joint ballot. Factional differences developed among the democrats, republicans and progressives and efforts

to form a winning combination between them were for a long time fruitless. Some of the democrats insisted on electing two democrats to the United States senate. Gov. Edward F. Dunne, seeing that this was impossible, favored the election of Lewis to the long term and Sherman to the short term. The republicans, however, wished to give Sherman the six year term and it was not until after it became evident that it was the short term or nothing that they agreed to the Dunne programme.

Fifteen ballots were taken on the long term and fourteen on the short term.

Summary of long term ballot:

	Senate.	House.	Total.
Lewis, Dem.	46	118	164
Sherman, Rep.	..	9	9
Funk, Prog.	2	20	22
Berlyn, Soc.	..	4	4

Necessary to a choice, 103.

Summary of short term ballot:

	Senate.	House.	Total.
Sherman, Rep.	38	105	143
Roetschenstein, Dem.	8	17	25
Funk, Prog.	3	19	22
McDonald, Soc.	..	4	4

Necessary to a choice 103.

ILLINOIS WEIGHTS AND MEASURES.

Established by act of June 27, 1913.

Bushel of—	Pounds.	Bushel of—	Pounds.	Bushel of—	Pounds.	Bushel of—	Pounds.
Alfalfa seed.....	60	Cranberries	33	Orchard grass seed..	14	Rough rice.....	45
Apples, green.....	50	Cucumbers	48	Osage orange seed..	33	Rutabagas.....	50
Apples, dried.....	24	Emmer	40	Parsnips	50	Rye meal.....	50
Barley	48	Flax seed.....	56	Peaches	48	Rye	56
Beans, green or		Flour, wheat, barrel.	196	Peaches, dried.....	33	Salt, coarse.....	55
string	24	Half barrel.....	98	Peanuts, green.....	22	Salt, fine.....	50
Beans, wax.....	24	Quarter barrel sack	49	Peanuts, roasted... 20		Shorts	20
Beans, white.....	60	Eighth barrel sack	24½	Pears	58	Sorghum seed.....	50
Beans, castor.....	46	Gooseberries.....	40	Pea, dried.....	60	Spelt	40
Beets	60	Hair, plastering, un-		Peas, green, in pod..	32	Spinach	12
Blue grass seed.....	14	washed	8	Popcorn, in ear.....	70	Sweet clover seed,	
Bran	20	Washed	4	Popcorn, shelled... 56		unhulled.....	33
Buckwheat	52	Hemp seed.....	44	Potatoes, Irish.....	60	Timothy seed.....	45
Carrots	50	Hickory nuts.....	50	Potatoes, sweet.....	50	Tomatoes.....	56
Charcoal	20	Hungarian grass seed	50	Quinces	48	Turnips	55
Clover seed.....	60	Indian corn or maize	56	Rape seed.....	50	Walnuts	50
Coal	80	Lime	80	Red top seed.....	14	Wheat	60
Coke	40	Malt	38				
Corn seed, broom..	48	Millet.....	50				
Corn meal, unbolted	48	Millet, Japanese... 35					
Corn in ear.....	70	Oats	57				
Corn, kafir.....	56	Onions	32				
Corn, shelled.....	56	Onion sets, top.....	30				
Cotton seed.....	32	Onion sets, bottom.. 32					

Whenever any of the following articles are sold by the cubic yard and the same are weighed, the following weights shall govern.
Crushed stone, 2,500 pounds, 1 cubic yard.
Bank sand, 2,500 pounds, 1 cubic yard.
Torpedo sand, 3,000 pounds, 1 cubic yard.
Gravel, 3,000 pounds, 1 cubic yard.

ILLINOIS ELECTORAL DISTRICTS.

COUNTY.	County seat.	Senatorial	Congressional.	Judicial circuit.	JUDICIAL DIS.	
					Appellate.	Supreme.
Adams.....	Quincy.....	36	15	8	3	4
Alexander.....	Cairo.....	50	25	1	4	2
Bond.....	Greenville.....	47	22	3	4	1
Brown.....	Belvidere.....	12	12	17	2	6
Brown.....	Mount Sterling.....	8	20	8	3	4
Bureau.....	Princeton.....	37	16	13	2	5
Calhoun.....	Hardin.....	36	20	8	3	2
Carroll.....	Mount Carroll.....	12	13	15	2	6
Cass.....	Virginia.....	30	20	8	3	4
Champaign.....	Urbana.....	24	19	6	3	3
Christian.....	Taylorville.....	40	21	4	3	2
Clark.....	Marshall.....	34	18	5	3	2
Clay.....	Louisville.....	42	24	4	4	2
Clinton.....	Carlyle.....	42	23	4	4	1
Coles.....	Charleston.....	34	19	5	3	3
Cook.....	Chicago.....	1,2,3,4,5,6 7,9,11,13,15 17,19,21,23 25,27,29,31	1,2,3,4,5 6,7,8,9,10	Not numbered	1	7
Crawford.....	Robinson.....	48	23	2	4	2
Cumberland.....	Toledo.....	40	18	5	3	2
DeKalb.....	Sycamore.....	35	12	16	2	6
DeWitt.....	Clinton.....	28	19	6	3	3
Douglas.....	Tuscola.....	34	19	6	3	3
DuPage.....	Wheaton.....	41	11	16	2	7
Edgar.....	Paris.....	22	18	5	3	3
Edwards.....	Albion.....	48	24	2	4	1
Ethingham.....	Ethingham.....	42	23	4	4	2
Fayette.....	Vandalia.....	40	23	4	4	3
Ford.....	Paxton.....	26	17	11	3	3
Franklin.....	Benton.....	50	25	2	4	1
Fulton.....	Lewistown.....	43	15	9	3	4
Gallatin.....	Shawneetown.....	48	24	2	4	1
Greene.....	Carrollton.....	38	20	7	3	2
Grundy.....	Morris.....	20	12	13	2	5
Hamilton.....	McLeansboro.....	51	24	2	4	1
Hancock.....	Carthage.....	32	14	9	3	4
Hardin.....	Elizabethtown.....	48	24	2	4	1
Henderson.....	Oquawka.....	33	14	9	2	4
Henry.....	Cambridge.....	37	15	14	2	3
Jackson.....	Warsaw.....	20	15	12	2	5
Jackson.....	Murphysboro.....	44	25	1	4	1
Jasper.....	Newton.....	46	23	4	4	2
Jefferson.....	Mount Vernon.....	46	23	2	4	1
Jersey.....	Jerseyville.....	38	20	7	3	2
Jo Daviess.....	Galena.....	12	13	15	2	6
Johnson.....	Vienna.....	51	24	1	4	1
Kane.....	Geneva.....	14	11	16	2	6
Kankakee.....	Kankakee.....	20	18	12	2	7
Kendall.....	Yorkville.....	14	12	16	2	6
Knox.....	Galesburg.....	43	15	9	2	5
Lake.....	Waukegan.....	8	10	17	2	7
LaSalle.....	Ottawa.....	39	12	13	2	5
Lawrence.....	Lawrenceville.....	49	23	2	4	2
Lee.....	Dixon.....	35	13	15	2	6
Livingston.....	Pontiac.....	16	17	11	2	3
Logan.....	Lincoln.....	28	17	11	3	3
Macon.....	Decatur.....	28	19	6	3	3
Macoupin.....	Carlinville.....	38	21	7	3	2
Madison.....	Edwardsville.....	47	22	3	4	2
Marion.....	Salem.....	42	23	4	4	2
Marshall.....	Lacon.....	16	16	10	2	5
Mason.....	Havana.....	30	20	8	3	4
Massac.....	Metropolis.....	51	24	1	4	1
McDonough.....	Macon.....	32	14	9	3	4
McHenry.....	Woodstock.....	8	11	17	2	6
McLean.....	Bloomington.....	26	17	11	3	3
Menard.....	Petersburg.....	30	20	4	3	4
Mercer.....	Aledo.....	33	14	14	2	4
Monroe.....	Waterloo.....	44	22	3	4	1
Montgomery.....	Hillsboro.....	38	21	4	3	2
Morgan.....	Jacksonville.....	45	20	7	3	4
Moultrie.....	Sullivan.....	24	19	6	3	3
Ogle.....	Oregon.....	10	13	15	2	6
Peoria.....	Peoria.....	18	16	10	2	5
Perry.....	Pinckneyville.....	44	25	3	4	1
Piatt.....	Monticello.....	24	19	6	3	3
Pike.....	Pittsfield.....	36	20	8	3	2
Pope.....	Golconda.....	51	24	1	4	1
Pulaski.....	Mound City.....	50	25	1	4	1
Putnam.....	Hennepin.....	16	16	10	2	5
Randolph.....	Chester.....	44	25	3	4	1
Richland.....	Olney.....	46	23	2	4	2
Rock Island.....	Rock Island.....	33	14	14	2	4
Saline.....	Harrisburg.....	51	24	1	4	1
Sangamon.....	Springfield.....	45	21	7	3	3
Schuyler.....	Rushville.....	30	15	8	3	4

ILLINOIS ELECTORAL DISTRICTS—CONTINUED.

COUNTY.	County seat.	Senatorial.	Congressional.	Judicial circuit.	JUDICIAL DIS.	
					Appellate.	Supreme.
Scott.....	Winchester.....	56	20	7	3	2
Shelby.....	Shelbyville.....	40	19	4	3	5
Stark.....	Tolton.....	37	16	10	2	4
St. Clair.....	Belleville.....	49	22	3	4	6
Stephenson.....	Freeport.....	12	13	15	2	3
Tazewell.....	Pekin.....	30	16	10	3	3
Union.....	Jonesboro.....	50	25	1	4	1
Vermilion.....	Danville.....	22	18	5	3	3
Wabash.....	Mount Carmel.....	48	23	2	4	1
Warren.....	Monmouth.....	22	14	9	2	4
Washington.....	Nashville.....	44	22	3	4	1
Wayne.....	Fairfield.....	46	24	2	4	1
White.....	Carmi.....	48	24	2	4	1
Whiteside.....	Morrison.....	35	13	14	2	7
Will.....	Joliet.....	41	11	2	2	6
Williamson.....	Marion.....	50	25	1	4	1
Winnebago.....	Rockford.....	10	12	17	2	6
Woodford.....	Eureka.....	16	17	11	2	5

GOVERNMENT OF ILLINOIS.

Legislative power is vested in a general assembly, consisting of a senate and house of representatives, both elected by the people. The state is divided into fifty-one senatorial districts, each of which elects a senator and three representatives. The general assembly makes laws and appropriates money for the government of the state and in general stands in the same relation to the state as congress does to all the states as a whole. The powers and duties of the chief executive officers are as follows:

Governor—The governor is vested with the chief executive power of the state. He is the commander in chief of the military and naval forces and may call out the militia to maintain the peace. He is required to inform the general assembly, by message, of the condition of affairs of the state and to recommend needed legislation. He may, by proclamation, call a special session of the assembly or adjourn it in case of disagreement between the two houses. He has the power to appoint certain officers and during a recess of the senate may fill vacancies or remove certain officers and may call special elections to fill vacancies in certain offices. He may make requisitions upon the governors of other states for the return of fugitives from justice or offer rewards for the arrest of offenders against the laws of the state. He exercises a general supervision over the penitentiaries and may grant reprieves, commutations and pardons and may restore the rights of citizenship to ex-convicts. He may approve acts of the legislature and exercise the veto power.

Lieutenant-Governor—This officer is ex-officio president of the senate and has the power to cast the deciding vote in case of a tie. In case of the death, conviction on impeachment, failure to qualify, resignation, absence from the state or other disability on the part of the governor, the lieutenant-governor succeeds to the office to the close of the term.

Secretary of State—The secretary of state is charged with the safekeeping of the original laws and resolutions of the general assembly; with all books, bills and documents deposited with him by either house, and with all bonds, records and papers filed in his office. He keeps a record of the official acts of the governor, furnishes certified copies of the same to the assembly on request and certified copies of any of the records of his office on the payment of the statutory fees. He

countersigns and affixes the seal of the state to all proclamations and commissions issued by the governor; issues licenses for incorporations and certificates of organization to cities and villages and incorporated towns. He has charge of most of the buildings and grounds belonging to the state in Springfield, furnishes supplies for the general assembly and supervises the printing and distribution of all the public documents of the state. He calls the house of representatives to order at the beginning of each general assembly and presides over the same until the election of a speaker. He is the keeper of the great seal of the state and is the custodian and sealer of weights and measures.

Auditor—The auditor is required to keep all the accounts of the state; to audit the accounts of all officers or other persons authorized to receive moneys from the state treasury; to personally sign all warrants drawn on the treasury; to institute suits wherein the state is a plaintiff, and to make a biennial report of the business of his office to the governor. With the governor and treasurer he determines the state tax rate. He exercises a general supervision over state banks, building, loan and homestead associations.

State Treasurer—The state treasurer is custodian of the revenues and public moneys of the state. He must make monthly settlements with the auditor and a biennial report to the governor.

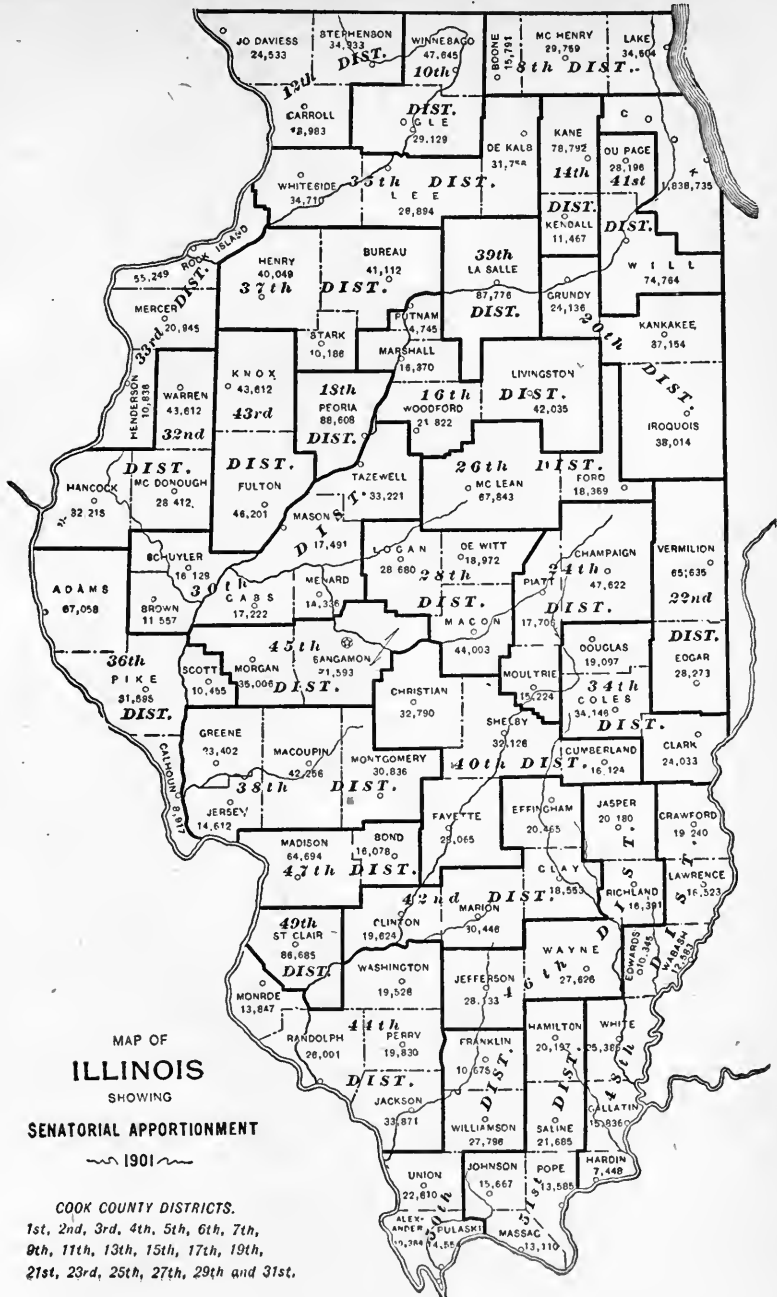
Superintendent of Public Instruction—The superintendent exercises a general supervision over all the public schools of the state. He is the general and legal adviser of the county superintendents and must report biennially to the governor the general condition of all the schools of the state, the amount raised by taxation for school purposes and the manner of its expenditure and the general condition of all the school funds. He may grant state certificates to teachers or cause them to be withheld and must visit charitable institutions which are educational in character.

Attorney-General—It is the duty of the attorney-general to represent the state in the Supreme court in all cases in which the state is interested; to act as counsel for all state officials; to be the legal adviser of the governor and other state officers in matters relating to their official duties, and, on request, to furnish them, as well as either branch of the general assembly, with written opinions upon constitutional or legal questions.

CENTRAL DIVISION OF UNITED STATES ARMY.

Headquarters, fifth floor Federal building, Chicago.
 Commander—Col. Edward A. Miller.
 Chief of Staff—Col. William A. Mann.
 Adjutant—Lieut.-Col. Benjamin Alvord.
 Inspector—Col. Henry P. Kingsbury.
 Judge Advocate—Capt. M. W. Howze.
 Quartermaster—Col. Daniel E. McCarthy.

Surgeon—Col. William Stephenson.
 Engineer—Maj. Harley R. Ferguson.
 Ordnance Officer—Lieut.-Col. George W. Burr.
 Signal Officer—Maj. Carl F. Hartmann.
 Officer in Charge of Militia Affairs—Col. William A. Shunk.



County	Population	District
JO DAVISS	24,533	
STEPHENSON	34,833	12th DIST.
WINNEBAGO	47,845	10th DIST.
MC HENRY	29,769	8th DIST.
LAKE	34,804	
CARROLL	18,983	
DE KALB	31,754	14th DIST.
KANE	78,792	
OU PAGE	28,106	11th DIST.
WHITE SID E	34,710	35th DIST.
BUREAU	41,112	39th DIST.
HENRY	40,049	37th DIST.
LA SALLE	87,776	
KENDALL	11,467	
W I L L	74,764	
MERCER	20,945	
STARK	10,188	
STARBUCK	4,745	
LAKE	29,894	
GRUNDY	24,136	
W I L L	87,154	
KNOX	43,612	13th DIST.
PEORIA	88,608	15th DIST.
WOODFORD	21,822	16th DIST.
LIVINGSTON	42,035	
WARREN	10,838	
MC DONOUGH	28,412	
FULTON	46,201	
MASON	17,491	
MC LEAN	87,843	26th DIST.
FORO	18,369	
MANCOCK	32,215	
SCHUYLER	18,128	
ADAMS	87,058	
BROWN	11,557	
MEYER	14,336	
LOGAN	28,680	
DE WITT	18,972	
CHAMPAIGN	47,622	
VERMILION	65,636	
SCOTT	10,455	
MORGAN	35,006	
ANGAMON	21,593	
MACON	17,705	
PIATT	17,705	
DOUGLAS	19,097	
EDGAR	28,273	
GREENE	23,402	
MACOUPIN	42,266	
MONTGOMERY	30,836	
MOULTRIE	15,224	
COLES	34,146	
CLARK	24,013	
JERSEY	14,612	
FAVETTE	25,065	
EFFINGHAM	20,365	
JASPER	20,180	
CRAWFORD	19,240	
MADISON	64,694	
BOND	16,076	
CLAY	18,593	
LAWRENCE	16,323	
ST CLAIR	86,685	
CLINTON	19,624	
MARION	30,448	
WAYNE	27,626	
MONROE	13,847	
WASHINGTON	19,528	
JEFFERSON	28,733	
RANDOLPH	26,001	
PERRY	19,830	
FRANKLIN	10,675	
HAMILTON	20,182	
WHITE	29,360	
JACKSON	33,671	
WILLIAMSON	27,786	
SALINE	21,685	
UNION	22,610	
JOHNSON	15,667	
POPE	13,586	
HARDIN	7,448	
ALEXANDER	10,344	
PULASKI	14,566	
MASSAC	13,110	

ILLINOIS SENATORIAL DISTRICTS.

Established May 10, 1901.

The establishment of new ward lines by the ordinance of Dec. 4, 1911, having made the terms of the state senatorial apportionment act of 1901 inapplicable or misleading so far as concerns Chicago, the districts lying within or partly within the city are herewith described in accordance with their street boundaries.

Dist.

1. From Lake Michigan west and south along the Chicago river to 22d street, east to Clark, south to 26th, west to Princeton avenue, south to 32d, east to South Park avenue, south to 33d, east to the lake, northward along lake shore to river. (South side.)
2. From South Racine avenue west on Madison to North Ashland boulevard, north to Washington boulevard, west to Western avenue, south to 12th, west to California avenue, south to 16th, east to Laflin, north to Taylor, east to Loomis, north to Van Buren, east to South Racine avenue, north to Madison. (West side.)
3. From Clark street west on 22d to river, south-west along river to Halsted, south to 34th, east to Union avenue, south to 35th, east to Parnell avenue, south to 38th, east to State, south to 43d, east to Lake Michigan, northwest along lake shore to 33d, west to South Park avenue, north to 32d, west to Princeton avenue, north to 26th, east to Clark, north to 22d. (South side.)
4. From State street west on 39th to South Cicero avenue, south to 55th, east to Rock Island tracks, south to 57th place, east to State, north to 39th. (Southwest side.)
5. From Lake Michigan west on 43d to State, south to 71st, east to Cottage Grove avenue, north to 63d, east to the lake, northwest along lake shore to 43d. (South side.)
6. From Lake Michigan west on Devon avenue to Clark, south to Irving Park boulevard, east to Racine avenue, south to Fullerton avenue, east to Halsted, south to North avenue, west to river, along river northwest to Belmont avenue, west to Western avenue, north to Devon avenue, west to Kedzie, north to Howard; also all that part of the city of Evanston lying outside the city of Chicago, and those parts of the towns of Niles and New Trier lying within the city of Evanston. (North side.)
7. Towns of Thornton, Bloom, Rich, Bremen, Orland, Lemont, Palos, Worth, Lyons, Stickney, Proviso, Leyden, Elmhurst, Grove, Schaumburg, Hanover, Barrington, Palatine, Wheeling, Northfield; that part of Niles outside the city of Chicago and outside the city of Evanston; that part of New Trier outside the city of Evanston, and those parts of the towns of Norwood Park and Maine outside of Chicago, all in Cook county.
8. Lake, McHenry and Boone counties.
9. From Halsted street southwest along river to Hoyne avenue, north to 16th, west to California avenue, south and southwest along C. B. & Q. tracks to Clifton Park avenue, west to Central Park avenue, south to Illinois and Michigan canal, southwest to 39th, east to Parnell avenue, north to 35th, west to Union avenue, north to 34th, west to Halsted, north to river. (Southwest side.)
10. Ogle and Winnebago counties.
11. From State street west on 57th place to Rock Island tracks, north to Garfield boulevard (55th street), west to South Cicero avenue, south to 87th, east to Western avenue, south to 107th, east to Halsted, north to 103d, east to Stewart avenue, north to 95th, east to State, north to 57th place. (Southwest side.)
12. Stephenson, Jo Daviess and Carroll counties.
13. From Indiana avenue east on 138th to Illinois and Indiana state line, north to Lake Michigan, northwest along lake shore to 63d, west to Cottage Grove avenue, south to 71st, west to State, south to 99th, west to Stewart avenue, south to 103d, west to Halsted, south to 107th; and all that part of the town of Calumet lying outside the city of Chicago. (South side.)
14. Kane and Kendall counties.
15. From the river west on Maxwell to Johnson, south to 14th, west to Throop, south to 16th, west to Hoyne avenue, south to Illinois and Michigan canal, northeast along canal and river to Maxwell. (West side.)
16. Marshall, Putnam, Livingston and Woodford counties.
17. From the river west on Van Buren to Loomis, south to Taylor, west to Laflin, south to 16th, east to Throop, north to 14th, east to Johnson, north to Maxwell, east to river, along river northwest to Van Buren. (West side.)
18. Peoria county.
19. From South Cicero avenue east on 39th to Illinois and Michigan canal, northeast along canal to Central Park avenue, north to 24th, east to Clifton Park avenue, north to C. B. & Q. tracks, northeast along tracks to California avenue, north to 12th, east to Western avenue, north to Washington boulevard, west to Homan avenue, north to Kinzie, west to South Cicero avenue, south to 12th, west to Austin avenue; also the village of Berwyn and the town of Riverside. (West side.)
20. Kankakee, Grundy and Iroquois counties.
21. From Ashland avenue west on Chicago avenue to Park avenue, south to Lake, west to Austin avenue, south to 12th, east to South Kenton avenue, north to Kinzie, east to Homan, south to Washington boulevard, east to Ashland avenue, north to Kinzie, east to Green, north to Milwaukee avenue, northwest to Cornell, west to Holt, north to Augusta, west to Ashland avenue, south to Chicago avenue. (West side.)
22. Vermilion and Edgar counties.
23. From Austin avenue east on Lake to Park avenue, north to Chicago avenue, east to Ashland avenue, and village of Oak Park. (West side.)
24. Champaign, Pratt and Monticue counties.
25. From Western avenue west on Devon avenue, Fulton and Hamilton to city limits, south on Winter to Everill avenue, east to 73d avenue, south to Bryn Mawr avenue, east to North Maynard avenue, south to Irving Park boulevard, west to Harlem avenue, south to North avenue, east to Robey, north to Fullerton avenue, east to river, northwest along river to Belmont avenue, east to Western avenue, north to Devon avenue. (Northwest side.)
27. From the river west on Fullerton avenue to Robey, south to North avenue, east to Ashland avenue, south to Augusta, east to Holt, south to Cornell, east to Milwaukee avenue, southeast to Green, south to Kinzie, west to Ashland avenue, south to Madison, east to South Racine avenue, south to Van Buren, east to river and northwest along river to Fullerton avenue. (West side.)
28. Logan, DeWitt and Macon counties.
29. From Lake Michigan west on Schiller to State, south to Goethe, west to Sedgwick, north to Sigel, west to Cleveland avenue, south to Clybourn avenue, northwest to Larrabee, south to Division, west to Halsted, south to river, thence along river southeast and east to Lake Michigan, north along lake shore to Schiller. (North side.)
30. Tazewell, Mason, Menard, Cass, Brown and Schuyler counties.
31. From Lake Michigan west on Devon avenue to Clark street, south and southeast to Irving Park boulevard, east to Racine avenue, south to Fullerton avenue, east to Halsted, south to North avenue, west to river, southeast along river to Halsted, north to Division, east to Larrabee, north to Clybourn avenue, southeast to Cleveland avenue, north to Sigel, east to Sedgwick, south to Goethe, east to State, north to Schiller, east to Lake Michigan, north and northwest along lake shore to Devon avenue. (North side.)
32. McDonough, Hancock and Warren counties.
33. Rock Island, Mercer and Henderson counties.
34. Douglas, Coles and Clark counties.
35. Whiteside, Lee and DeKalb counties.
36. Scott, Calhoun, Pike and Adams counties.
37. Henry, Bureau and Stark counties.

38. Greene, Montgomery, Jersey and Macoupin counties.
 39. LaSalle county.
 40. Christian, Shelby, Fayette and Cumberland counties.
 41. DuPage and Will counties.
 42. Clinton, Marlon, Clay and Effingham counties.
 43. Knox and Fulton counties.
 44. Washington, Randolph, Perry, Monroe and Jackson counties.
 45. Morgan and Sangamon counties.
 46. Jefferson, Wayne, Richland and Jasper counties.
 47. Madison and Bond counties.
 48. Hardin, Gallatin, White, Edwards, Wabash, Lawrence and Crawford counties.
 49. St. Clair county.
 50. Franklin, Williamson, Union, Alexander and Pulaski counties.
 51. Hamilton, Saline, Pope, Johnson and Massac counties.

ILLINOIS NATIONAL GUARD AND NAVAL RESERVE.

Commissioned officers, 565; enlisted men, 6,300.

Commander in Chief—Gov. Edward F. Dunne.
 The Adjutant-General—Brig.-Gen. Frank S. Dickson.
 Adjutant-General—Col. Richings J. Shand.
 Assistant Quartermaster-General—Col. S. O. Tripp.
 The Division (headquarters Chicago)—Maj.-Gen. Edward C. Young commanding.
 First Brigade (headquarters Chicago)—Brig.-Gen. D. Jack Foster commanding.
 Second Brigade (headquarters Decatur)—Brig.-Gen. Frank P. Wells commanding.
 Third Brigade (headquarters Rock Island)—Brig.-Gen. Edward Kittilsen commanding.
 First Infantry (headquarters Chicago)—Col. J. B. Sanborn commanding.
 Second Infantry (headquarters Chicago)—Col. John J. Garity commanding.
 Third Infantry (headquarters Chicago)—Col. Charles H. Greene commanding.
 Fourth Infantry (headquarters Murphysboro)—Col. Edward J. Lang commanding.
 Fifth Infantry (headquarters Quincy)—Col. Frank S. Wood commanding.
 Sixth Infantry (headquarters Chicago)—Col. W. F. Lawrie commanding.
 Seventh Infantry (headquarters Chicago)—Col. Daniel Moriarty commanding.
 Eighth Infantry (colored, headquarters Chicago)—Col. John R. Marshall commanding.
 First Cavalry (nine troops, Chicago)—Col. Milton J. Foreman commanding.
 Battalion, Field Artillery (headquarters Waukegan)—Maj. A. V. Smith commanding.
 Signal Corps (Chicago)—Capt. Alvin H. McNeal commanding.
 Medical Department (attached to the various commands)—Col. S. C. Stanton, Chicago, surgeon-general, commanding.
 Inspector-General—Col. Henry Barrett Chamberlin, Chicago.
 Assistant Chief of Ordnance—Col. Gordon Strong, Chicago.
 Judge-Advocate-General—Col. Nathan W. MacChesney, Chicago.

ARMORIES IN CHICAGO.

First Regiment Infantry—1542 Michigan avenue.
 Second Regiment Infantry—Washington boulevard and North Curtis street.
 Seventh Regiment Infantry—Wentworth avenue, between 33d and 34th streets.
 Eighth Regiment Infantry—1442 Forest avenue.
 First Regiment Cavalry Headquarters—1330 North Clark street.
 First Brigade Headquarters—Room 410 Harris Trust building, 111 West Monroe street.
 Signal Corps Headquarters—In 2d regiment armory.

ILLINOIS NAVAL RESERVE.

COMMISSIONED AND WARRANT OFFICERS.

- Official designation—Illinois Naval Reserve.
- Plan of organization—Ship's company (ten deck divisions, three engineer divisions).
- Address of Headquarters—S. S. Commodore, State street bridge.
- Vessels loaned to state, where located and by which portion of command used—U. S. S. Dubuque, Chicago, by entire command at different times; Nashville returned to U. S. navy, U. S. S. Dubuque loaned instead.
- Number of commissioned officers..... 44
 Number of petty officers and enlisted men..... 526
 Total 570
- Location of divisions—
 First, Chicago, mustered in May 15, 1900.
 Second, Chicago, mustered in May 15, 1900.
 Third, Chicago, mustered in May 15, 1900.
 Fourth, Chicago, mustered in May 15, 1900.
 Fifth (engineer), Chicago, mustered in July 1, 1903.
 Sixth (engineer), Chicago, mustered in July 1, 1903.
 Seventh, Moline, mustered in Sept. 30, 1893.
 Eighth, Alton, mustered in Feb. 18, 1896.
 Ninth, Quincy, mustered in May 21, 1897.
 Tenth, Peoria, mustered in Jan. 24, 1912.

ILLINOIS STATE APPROPRIATIONS.

Assembly.	Amount.	Assembly.	Amount.	Assembly.	Amount.
29th—1875-1876	\$6,475,207.09	36th—1889-1890	\$7,396,737.30	43d—1903-1904	\$15,467,316.00
30th—1877-1878	6,562,653.47	37th—1891-1892	8,757,901.15	44th—1905-1906	15,889,363.50
31st—1879-1880	6,584,364.55	38th—1893-1894	9,032,514.49	45th—1907-1908	20,208,146.00
32d—1881-1882	6,605,399.61	39th—1895-1896	10,055,800.41	46th—1909-1910	20,330,042.29
33d—1883-1884	7,342,742.03	40th—1897-1898	11,178,902.00	47th—1911-1912	27,682,077.00
34th—1885-1886	7,776,458.54	41st—1899-1900	12,499,655.57	48th—1913-1914	37,915,457.00
35th—1887-1888	7,940,412.69	42d—1901-1902	13,273,686.12		

ILLINOIS RECEIPTS AND EXPENDITURES.

[From biennial reports of state treasurers.]

Year.	Balance.	Receipts.	Disbursements.	Year.	Balance.	Receipts.	Disbursements.
1820.....		\$62,226.00	\$47,145.00	1890.....	\$4,445,467.99	\$10,586,743.28	\$10,682,659.89
1830.....		106,898.00	119,370.00	1900.....	2,617,955.38	16,382,020.34	15,621,652.19
1840.....		305,284.00	374,401.00	1902.....	3,378,324.03	16,491,486.11	16,422,576.33
1850.....	\$230,095.27	957,394.67	709,371.74	1904.....	3,447,233.76	19,763,176.57	17,661,017.36
1860.....	919,331.68	7,407,363.36	7,279,051.97	1906.....	5,549,226.65	19,558,842.06	21,278,805.27
1870.....	4,502,970.58	10,749,084.54	13,201,279.14	1908.....	3,859,263.44	21,611,919.46	21,046,572.46
1880.....	2,468,606.89	10,049,206.97	8,727,811.87	1910.....	4,424,610.44	26,957,187.79	25,882,587.93

STATE'S ATTORNEYS OF COOK COUNTY (1864-1914).

1864-1876—Charles H. Reed, Rep.
 1876-1884—Luther Ladin Mills, Rep.
 1884-1888—Joel S. Grinnell, Dem.
 1888-1892—Julius M. Longenecker, Rep.
 1892-1896—Jacob J. Kern, Dem.

1896-1904—Charles S. Deneen, Rep.
 1904-1908—John J. Healy, Rep.
 1908-1912—John E. W. Wayman, Rep.
 1912-1916—Maclay Hoyne, Dem.

ILLINOIS STATE CENTRAL COMMITTEES.

Elected April 9, 1912.

REPUBLICAN.

Headquarters—Springfield and Chicago.

Chairman—Roy O. West, Chicago.

Secretary—C. J. Doyle, Springfield.

Treasurer—B. A. Eckhart, Chicago.

Dist.

1. Francis P. Brady.....119 E. 20th-st., Chicago
2. Roy O. West.....5633 Woodlawn-av., Chicago
3. Charles W. Vall.....7159 Normal-bd., Chicago
4. Thomas J. Healy.....4621 Emerald-av., Chicago
5. Max Levitan.....1006 Ashland-bd., Chicago
6. George E. Nye.....3442 Jackson-bd., Chicago
7. Kai P. Hammer.....1101 N. Spaulding-av., Chicago
8. John F. Devine.....1929 Fowler-st., Chicago
9. Francis A. Becker.....148 W. Huron-st., Chicago
10. Henry D. Captain.....1544 Kenilworth-av., Chicago
11. R. J. Barr.....Joliet
12. Charles E. Hook.....Ottawa
13. Delos W. Baxter.....Rochelle
14. Walter A. Rosenfield.....Rock Island
15. Charles H. Williamson.....Quincy
16. Garret DeF. Kinney.....Peoria
17. Col. Frank L. Smith.....Dwight
18. John H. Harrison.....Danville
19. Charles G. Eckhart.....Tuscola
20. Homer J. Tice.....Greenview
21. Lewis H. Miner.....Springfield
22. W. C. Hadley.....Collinsville
23. Alfred H. Jones.....Robinson
24. W. S. Phillips.....Ridgeway
25. James A. White.....Murphysboro

DEMOCRATIC.

Headquarters—Hotel Sherman, Chicago.

Chairman—Arthur W. Charles, Carmi.

First Vice-Chairman—H. N. Wheeler, Quincy.

Second Vice-Chairman—John W. Williams, Car-

thage.

Third Vice-Chairman—Edward F. Brennan, Chicago.

Secretary—Robert M. Switzer, Chicago.

Treasurer—Ernest Hoover, Taylorville.

Sergeant-at-Arms—John A. Logan, Elgin.

Dist.

1. George Noonan.....2915 Butler-st., Chicago
2. Edward F. Brennan.....6430 Greenwood-av., Chicago
3. Frank J. Walsh.....542 W. 65th-st., Chicago
4. Jas. J. McCormick.....3462 S. Halsted-st., Chicago
5. Michael Zimmer.....2256 W. 21st-pl., Chicago
6. Robt. M. Switzer.....2958 W. Jackson-bd., Chicago
7. James Furlong.....3229 Park-av., Chicago
8. Michael F. Sullivan.....21 N. Ashland-bd., Chicago
9. (Vacancy).....
10. Peter Reinberg.....5440 N. Robey-st., Chicago
11. John A. Logan.....Elgin
12. Fred LeRoy.....Streator
13. C. J. Dittmar.....Freeport
14. John W. Williams.....Carthage
15. H. N. Wheeler.....Quincy
16. Joseph A. Weil.....Peoria
17. Martin A. Brennan.....Bloomington
18. Clint C. Tilton.....Danville
19. (Vacancy).....
20. James McNabb.....Carrollton
21. Ernest Hoover.....Taylorville
22. Jerry K. Kane.....East St. Louis
23. Thomas J. Newlin.....Robinson
24. Arthur W. Charles.....Carmi
25. William S. Cantrell.....Benton

PROGRESSIVE.

(Not elected at primary.)

Headquarters—1205 City Hall Square building, Chi-

cago.

Chairman—Raymond Robins.

Vice-Chairman—Fred S. Willbur, East St. Louis.

Secretary—Harold L. Ickes, Evanston.

Treasurer—H. L. Fordham, Dixon.

Dist.

1. Joel F. Longenecker.....Chicago
2. Charles Ringer.....7716 Saginaw-av., Chicago
3. James H. Gilmore.....6954 Princeton-av., Chicago
4. S. J. Napieralski.....2222 Marshall-bd., Chicago
5. John Siman.....2959 Parnell-av., Chicago
6. I. M. Jones.....2137 Lawndale-av., Chicago

7. Chifton R. Bechtel.....324 N. Troy-st., Chicago
8. Emil N. Zolla.....139 N. Clark-st., Chicago
9. John F. Bass.....743 Lincoln Park-bd., Chicago
10. Harold L. Ickes.....Evanston
11. A. M. Hirsch.....Aurora
12. J. G. Fillmore.....Rockford
13. H. L. Fordham.....Dixon
14. H. W. Cooper.....Moline
15. Robert A. Chandler.....Galesburg
16. W. M. Allen.....Peoria
17. Frank H. Funk.....Bloomington
18. Dr. W. H. Stephens.....Danville
19. B. F. Harris.....Champaign
20. George B. Welmer.....San Jose
21. A. R. Stanifer.....Litchfield
22. Fred S. Willbur.....East St. Louis
23. Robert Hunt, Jr.....Ramsay
24. I. A. Sturgis.....Metropolis
25. George W. Dowell.....DuQuoin

WOMAN MEMBERS AT LARGE.

- Mrs. Raymond Robins.....Chicago
Mrs. H. D. Bentley.....Freeport

PROHIBITION.

Headquarters—508 Myers building, Springfield.

Chairman—Robert H. Patton, Springfield.

Vice-Chairman—Alonzo E. Wilson, Wheaton.

Secretary—Louis F. Gumbart, Macomb.

Executive Committee—The above officers and John

H. Shup, Newton; Charles R. Jones, Evanston;

George W. Woolsey, Danville; L. J. Kendall, La-

Moile.

Dist.

7. John E. Larson.....2713 N. Whipple-st., Chicago
10. Charles R. Jones.....Evanston
11. Alonzo E. Wilson.....Wheaton
12. Frank Hook.....Grand Ridge
13. Fremont D. Lahman.....Franklin Grove
14. Louis F. Gumbart.....Macomb
15. H. O. Munson.....Rushville
16. Lorenzo J. Kendall.....LaMoille
17. Marion Gallup.....Pontiac
18. George W. Woolsey.....Danville
19. Alexander M. Caldwell.....Champaign
20. John E. Vertrees.....Pittsfield
21. Robert H. Patton.....Springfield
22. Eldon G. Burritt.....Greenview
23. John H. Shup.....Newton
24. Wilber A. Morgan.....Bone Gap
25. H. A. Dubois.....Cobden

SOCIALIST.

Headquarters—184 W. Washington street, Chicago.

Chairman—J. D. Dobleman, Chicago.

Secretary—Guy Underwood, Aurora.

Executive Committee—Chas. W. Kuen, J. A.

Gajeski, J. D. Dobleman, John McGill, Dan Don-

ohue, W. G. Hammond, Guy Underwood and

Rudolph Pusch.

Dist.

1. Chas. W. Kuen.....3101 State-st., Chicago
 2. J. A. Gajeski.....11826 State-st., Chicago
 3. J. D. Dobleman.....6343 Halsted-st., Chicago
 4. John Lewin.....3053 Lyman-st., Chicago
 5. Rudolph Pusch.....1727 W. 20th-st., Chicago
 6. John McGill.....2231 Springfield-av., Chicago
 7. Dan N. Donohue.....4448 W. Van Buren-st., Chicago
 8. E. A. Hannenberg.....616 W. Madison-st., Chicago
 9. Guy Underwood.....325 Fulton-st., Aurora
 10. W. G. Hammond.....315 Chicago-av., Belvidere
 11. Leroy Lattig.....339 Homer-st., Freeport
 12. John T. Krone.....1432 25th-st., Moline
 13. A. P. Gillett.....Canton
 14. John W. Ryner.....107 Abingdon-st., Peoria
 15. John A. Bruell.....323 Elm-st., Lincoln
 16. John F. Demlow.....48 Bismarck-st., Danville
 17. W. R. Sinclair.....707 N. Morgan-st., Decatur
 18. L. P. Hoffman.....Jacksonville
 19. W. H. Penrod.....Pawnee
 20. A. F. Murphy.....Alton
 21. W. J. Allen.....Sparta
- Vacancies in 9th, 10th, 23d and 24th districts
(Dec. 1, 1913).

COOK COUNTY COMMITTEES.

COOK COUNTY REPUBLICAN EXECUTIVE COMMITTEE.

Headquarters—801 Otis building.
 Chairman—John F. Devine.
 Vice-Chairman—Isaac J. Bryan.
 Secretary—William H. Weber.
 Assistant Secretary—Emil J. Wentzloff.
 Treasurer—Isaac N. Powell.

1. Francis P. Brady.....	2030 Indiana-av.
2. Martin B. Madden.....	3529 Michigan-av.
3. Robert R. Levy.....	4639 Prairie-av.
4. Charles L. Strook.....	509 W. 28th-st.
5. Edward R. Litzinger.....	3359 S. Western-bd.
6. Roy O. West.....	5633 Woodlawn-av.
7. Isaac N. Powell.....	6826 Bennett-av.
8. John J. Hanberg.....	9120 Erie-av.
9. Edward E. Erstman.....	11300 Morse-av.
10. Joseph E. Bidwill, Sr.....	1113 Ashland-bd.
11. Charles V. Barrett.....	1942 22d-st.
12. A. W. Miller.....	3135 Carlisle-pl.
13. David W. Clark.....	3125 Warren-av.
14. D. A. Campbell.....	2852 Washington-bd.
15. George Mugler.....	1351 N. California-av.
16. John F. Devine.....	1929 Fowler-st.
17. L. D. Sitts.....	1471 Grand-av.
18. Homer K. Galpin.....	2237 Jackson-bd.
19. Christopher Mamer.....	501 Throop-st.
20. William J. Cooke.....	1920 S. Halsted-st.
21. Frank A. Vogler.....	1364 N. LaSalle-st.
22. Bernard F. Clettenberg.....	1136 Orleans-st.
23. John J. Healy.....	503 Barry-av.
24. Leonard A. Brundage.....	2210 Clifton-av.
25. Isaac J. Bryan.....	5422 Lakewood-av.
26. John C. Cannon.....	1811 Larchmont-av.
27. Victor P. Arnold.....	5945 E. Circle-av.
28. Joseph F. Haas.....	2712 W. Fullerton-av.
29. Matt A. Mueller.....	5617 S. Wood-st.
30. Thomas J. Healy.....	4621 Emerald-av.
31. Charles S. Deneen.....	407 W. 61st-pl.
32. Charles W. Vall.....	7159 Normal-bd.
33. George Hitzman.....	3554 Dickens-av.
34. Charles Vavrik.....	1452 S. Kaskaskia-av.
35. J. F. Gainty.....	4217 Jackson-bd.

COUNTRY DISTRICTS.

1. A. Van Steenberg.....	Lansing
2. W. H. Weber.....	Blue Island
3. Peter M. Hoffman.....	Des Plaines
4. Allen S. Ray.....	Oak Park
5. William Busse.....	Mount Prospect
6. Frank H. Anderson.....	Evanston

CENTRAL COMMITTEE OF THE DEMOCRATIC PARTY OF COOK COUNTY.

Headquarters—Suite 216, 217, 218 Hotel LaSalle.
 Chairman—John McGillen.
 Secretary—George L. McConnell.
 Treasurer—William Legner.
 Vice-Presidents—B. F. Weber, Stanley S. Walkowiak, Frank McDermott.
 Sergeant-at-Arms—Michael F. Maher.

1. Michael Kenna.....	307 S. Clark-st.
2. John J. Coughlin.....	17 N. LaSalle-st.
3. Daniel J. Harris.....	3631 LaSalle-st.
4. Clem Kuehn.....	3854 Cottage Grove-av.
5. William L. O'Connell.....	4322 Drexel-bd.
6. Peter J. Angsten.....	4321 Michigan-av.
7. Henry Stueckart.....	2517 Archer-av.
8. James M. Dalley.....	549 W. 31st-st.
9. Patrick J. Carr.....	3521 S. Western-av.
10. Charles Martin.....	3635 Emerald-av.
11. John P. Gibbons.....	5907 Wabash-av.
12. Peter Foy.....	5231 Calumet-av.
13. Edw. F. Brennan.....	6310 Cottage Grove-av.
14. John H. Mack.....	732 Sherman-st.
15. William Powers.....	9123 Superior-av.
16. Sheldon Govler.....	10547 Corliss-av.
17. D. E. Wittenberg.....	10726 Stephenson-av.
18. Fred Rohde.....	114 N. LaSalle-st.
19. Edw. J. Novak.....	1524 First National Bank bldg.
20. John Lagodny.....	1735 W. 18th-st.
21. Leo V. Roeder.....	139 N. Clark-st.
22. M. H. Rogers.....	1009 S. Fairfield-av.
23. W. R. Skidmore.....	115 N. Clark-st.
24. Patrick A. Nash.....	2946 Washington-bd.
25. M. F. Maher.....	2159 W. Huron-st.

15. Joseph Strauss.....	1559 Milwaukee-av.
16. John P. Tansey.....	1506 N. Fairfield-av.
17. William Mazurek.....	2329 Robey-st.
18. Joseph F. Trandel.....	1332 Fox-pl.
19. Stanley S. Walkowiak.....	139 N. Clark-st.
20. Thomas J. O'Brien.....	600 County building
21. George L. McConnell.....	218 S. Seelye-av.
22. William Gaylor.....	506 W. Adams-st.
23. John Powers.....	1284 Macalister-pl.
24. Peter O'Brien.....	744 S. Racine-av.
25. Mose Ginsberg.....	1366 Waller-st.
26. Dennis J. Egan.....	654 W. 18th-st.
27. Albert J. Flynn.....	409 N. Clark-st.
28. John M. O'Conner.....	1610 Title and Trust building
29. Thomas Sturch.....	1132 Chatham-ct.
30. John Ciskowski.....	1860 Maud-av.
31. Henry H. Gibbons.....	2434 Orchard-st.
32. Dennis W. Sullivan.....	Temple building
33. Fred Esau.....	1720 Diversey parkway
34. James Fitzgerald.....	2240 Clifton-av.
35. William F. Quinlan.....	1115 Devon-av.
36. John T. Conery.....	5223 Sheridan-rd.
37. Thomas J. Dawson.....	1518 Ashland block
38. N. J. Dalceiden.....	2016 Leland-av.
39. Neil Murley.....	3553 Elston-av.
40. William McRae.....	5346 Leland-av.
41. Francis D. Conery.....	2702 N. Washtenaw-av.
42. Ben M. Shary.....	1656 N. Campbell-av.
43. Frank McDermott.....	1552 W. 55th-st.
44. Joseph Callahan.....	4843 Ashland-av.
45. Dennis D. McCarthy.....	5305 S. Halsted-st.
46. Joseph T. Mahoney.....	217 W. 43d-st.
47. James A. Long.....	227 W. 60th-st.
48. M. J. Flynn.....	5532 LaSalle-st.
49. Richard J. Knight.....	7808 Peoria-st.
50. Frank J. Walsh.....	542 W. 65th-st.
51. T. J. Crowe.....	2448 Spaulding-av.
52. Matt L. Cullum.....	2554 Milwaukee-av.
53. J. J. Cullerton.....	3300 Ogden-av.
54. K. M. Rads.....	3615 W. 26th-st.
55. William J. Clark.....	4209 W. North-av.
56. William P. Feeney.....	17 N. LaSalle-st.

COMMITTEE AT LARGE.

John McGillen.....	105 S. LaSalle-st.
Hans Blase.....	4167 Milwaukee-av.
Frank S. Ryan.....	4707 Washington-bd.
Salvatore Romano.....	816 W. Ohio-st.
John J. Brennan.....	716 W. Madison-st.
Chilton P. Wilson.....	140 S. Dearborn-st.
John J. McLaughlin.....	7 S. LaSalle-st.
Thomas Little.....	2248 W. Lake-st.
Stanley H. Kunz.....	1349 Noble-st.
John P. Hayes.....	1645 W. Jackson-bd.
George E. Brennan.....	134 S. LaSalle-st.
William Legner.....	916 N. Paulina-st.
Joseph Kacena.....	1458 S. 41st-ct.
John F. O'Malley.....	47 E. Superior-st.
William Graham.....	3717 Indiana-av.
E. F. Silha.....	3350 Douglas-pl.
B. F. Weber.....	4423 N. Ashland-av.

COUNTRY TOWNS.

E. H. Poeslens.....	Blue Island
I. M. Kuebser.....	Palatine
W. E. Hess.....	Wilmette
George McNamee.....	Cicero
August Koelling.....	Arlington Heights
H. L. M. McCullen.....	Glen View
James Turnock.....	Evanston
A. A. McKinley.....	Evanston
W. H. Stolte.....	Chicago Heights
L. N. Richter.....	Melrose Park
Francis M. Keogh.....	Lemont
W. B. McAuliffe.....	Franklin Park
W. A. Lantz.....	LaGrange
J. L. Butler.....	North Berwyn
A. L. Tompkins.....	Oak Park
J. J. O'Rourke.....	Harvey
Ross C. Hall.....	Oak Park

MANAGING COMMITTEE OF THE COUNTY CENTRAL COMMITTEE OF THE DEMOCRATIC PARTY OF COOK COUNTY.

Headquarters—Briggs house.
 Chairman—A. J. Sabath.
 Vice-Chairman—John J. Coughlin.
 Vice-Chairman—M. S. Furman.
 Vice-Chairman—Otto Spankuch.
 Recording Secretary—James S. McInerney.

Financial Secretary—Harry Goldstine.
 Assistant Secretary—John Downey.
 Treasurer—James F. Bowers.
 Sergeant-at-Arms—Daniel Ryan.

THE PROHIBITION CENTRAL COMMITTEE OF COOK COUNTY.

Headquarters—Room 16, 106 North LaSalle street.
 Chairman—Edward E. Blake.
 Vice-Chairman—Orange F. Sorber.
 Secretary—John E. Larsen.
 Treasurer—John Harper.
 County Organizer—Leo F. Jeanmene.
 Executive Committee—Edward E. Blake, O. F. Sorber, John E. Larsen, John Harper, Carl T. E. Schultze, Edwin R. Worrell, Dr. Axel Gustafson, O. A. Harding, David B. Decker.

Ward, Chairman.	Address.
1. Frank F. Hoble.....	243 W. 25th-st.
2. George W. Doolittle.....	3441 Vernon-av.
3. Esdros B. Trubey.....	4152 Berkeley-av.
4. Joseph F. Styles.....	3020 Lloyd-av.
5. Stewart McDonald.....	3252 S. Irving-av.
6. R. A. Doubt.....	731 E. 50th-st.
7. Harry C. Harman.....	6557 Woodlawn-av.
8. A. Gustafson.....	3818 Ewing-av.
9. Chas. J. Malmsten.....	11045 Michigan-av.
10. Henry Jacobsma.....	1446 S. Ashland-av.
11. Andrew Johnson.....	2250 W. 22d-st.
12. A. J. Terwell.....	3452 W. 23d-st.
13. O. F. Garner.....	2514 Wilcox-av.
14. Dr. J. S. Sageser.....	2220 Park-av.
15. Otto Seidelwitz.....	822 N. Rockwell-st.
16. Dr. F. H. Booth.....	1627 W. North-av.
17. Mrs. O. L. Stangeland.....	1208 W. Erie-st.
18. Victor Behrens.....	2252 W. Jackson-bd.
19. Henry Lindvall.....	508 S. Paulina-st.
20. Amos H. Leaman.....	639 W. 18th-st.
21. Albert P. Ford.....	606 St. Clair-st.
22. J. M. Hestenes.....	709 Vedder-st.
23. E. Lincoln Walker.....	1037 Lill-av.
24. Jos. B. Seiler.....	1519 Melrose-st.
25. W. R. Van Sant.....	1649 Greenleaf-av.
26. Dr. John H. Gill.....	1725 Wilson-av.
27. George L. Chindahl.....	4643 N. Kenton-av.
28. Marcus I. Underwood.....	2500 Artesian-av.
29. Alfred Browne.....	6953 S. Lincoln-st.
30. Berthel Johnson.....	313 W. 52d-st.
31. George S. Hicks.....	520 W. 60th-st.
32. Frank W. Stafford.....	6855 S. Halsted-st.
33. Ernest T. Thorsen.....	604 N. Central-av.
34. Harry G. Rowe.....	2318 S. Central Park-av.
35. Dr. O. Engene Larkin.....	4249 W. Jackson-bd.

Town, Chairman. Address.
 Thornton—Paul Graybill, 14614 Jefferson-av., Harvey Bloom—

Gus Ankarberg, 114 Grant-av., Chicago Heights
 Clecro—
 Edward C. Parkhurst, 2824 S. Laverne-av., Clyde Proviso—S. E. M. Allen, 110 15th-av., Melrose Park
 Palos—Lloyd G. Spencer.....Palos Park
 Hanover—S. C. Spaulding.....Spaulding
 Palatine—C. J. Nason.....Palatine
 Riverside—G. A. Schwitzer, Jr.....Riverside
 Berwyn—Shelby Mays.....Berwyn
 Wheeling—Wm. M. Guild.....Arlington Heights
 Lyons—J. W. Troeger, 112 N. Spring-av., LaGrange
 New Trier—W. R. Wilson.....Kenilworth
 Lemont—Fred J. Shattuck.....Lemont
 Rich—Vandyke Fort.....Flossmoor
 Maine—J. Harry Schulkins.....Park Ridge
 North—O. W. King.....90 York-st., Blue Island
 Northfield—Thos. Heslington.....Glenview
 Orland—A. C. Loeb.....Orland
 Barrington—J. F. Gieske.....Barrington
 Leyden—E. H. Mahler.....Franklin Park
 Calumet—
 Geo. A. Cressy, 2304 Morgan-av., Morgan Park
 Evanston—
 Malcolm C. Harper, 2115 Sherman-av., Evanston
 Oak Park—
 Geo. W. Hoover, 711 N. Kenilworth-av., Oak Park

COOK COUNTY DELEGATE COMMITTEE OF THE SOCIALIST PARTY.

Headquarters—536 Wells street, second floor.
 Chairman—Andrew Laffin, 724 Langdon street.
 Secretary—Jas. P. Larsen, 536 Wells street.

MANAGING COMMITTEE.

Frederick Pischel.....1440 Warner-av., Chicago
 Robt. H. Howe.....Unity bldg., Chicago
 Ernest A. Horrich.....950 Willow-st., Chicago
 Emil Kuhne.....4126 N. Richmond-st., Chicago
 Otto Christensen.....Y. M. C. A. building, Chicago
 Wilbur C. Benton.....154 W. Randolph-st., Chicago
 S. A. Koppnagel.....4124 Armitage-av., Chicago
 E. Richter.....4841 Prairie-av., Chicago
 D. J. Bentall.....5432 Ingleside-av., Chicago

PROGRESSIVE.

Headquarters—1205 City Hall Square building.
 Chairman—Harold L. Ickes.
 Vice-Chairman—Walter Clyde Jones.
 Secretary—Charles Ringer.
 Treasurer—Mrs. Frederic C. Bartlett.
 Ward.
 1. John H. Taylor.....2446 Prairie-av.
 2. Charles Slobig.....3032 S. Michigan-av.
 3. Charles H. Sergel.....4578 Oakwald-av.
 4. Felix J. Wengierski.....3137 S. Morgan-st.
 5. Philipp Gollner.....33d-st. and Archer-av.
 6. Walter Clyde Jones.....5541 Woodlawn-av.
 7. Charles E. Merriam.....6041 Lexington-av.
 8. Charles Ringer.....7716 Saginaw-av.
 9. Fred C. Bendie.....11108 S. Michigan-av.
 10. John Slman.....710 Washington-bd.
 11. W. W. Haupt.....1803 Hastings-st.
 12. Dr. Fred Formanek.....1333 S. California-av.
 13. L. G. Ross.....3809 Polk-st.
 14. Elton C. Armitage.....Port Dearborn bldg.
 15. Charles F. Thoms.....2205 W. Walton-st.
 16. William Geldziński.....1238 Noble-st.
 17. Charles J. Ryberg.....715 N. Ashland-av.
 18. John R. Swift.....25 Honore-st.
 19. Guy C. Crapple.....849 Taylor-st.
 20. Samuel Heller.....1212 Blue Island-av.
 21. Thomas J. Graydon.....159 N. State-st.
 22. Wm. A. Burmeister.....1424 Larrabee-st.
 23. Jacob A. Hey.....2050 N. Halsted-st.
 24. Fred C. Evers.....5944 W. Winthrop-av.
 25. C. M. Moderwell.....213 N. Morgan-st.
 26. A. F. Nusser.....4708 Winchester-av.
 27. C. R. Bechtel.....3240 N. Troy-st.
 28. J. M. Dempsey.....2500 N. Mozart-st.
 29. William LaBatt.....6215 Wabash-av.
 30. J. T. Simpson.....728 W. 51st-st.
 31. H. L. Du Charm.....5563 Normal-bd.
 32. Willis E. Thorne.....7400 Harvey-av.
 33. Henry Nelson.....154 W. Randolph-st.
 34. Robert F. Kolb.....2120 Millard-av.

COUNTRY DISTRICTS.

1. Frank J. Grattan.....Harvey
 2. Charles L. Anderson.....Morgan Park
 3. Sherman M. Booth.....Glencoe
 George E. Fernald.....Wilmette
 4. B. F. Hales.....Oak Park
 5. C. DeWitt Taylor.....Palatine
 6. Harold L. Ickes.....Evanston
 WOMAN MEMBERS AT LARGE.
 Mrs. Raymond Robins.....1437 W. Ohio-st.
 Mrs. Frederic C. Bartlett.....2901 Prairie-av.
 Mrs. Thomas W. Allinson.....701 W. 14th-pl.
 Mrs. John F. Bass.....743 Lincoln Park-bd.
 Mrs. Kellogg Fairbank.....1225 N. State-st.
 Miss Anna Nicholes.....6710 May-st.
 Miss Jane Addams.....Hull House, 800 S. Halsted-st.
 Mrs. Harold L. Ickes.....Evanston, Ill.
 Miss Mary E. McDowell.....Evanston, Ill.
University of Chicago Settlement
 Mrs. Charles E. Merriam.....6041 University-av.

POLITICAL ASSOCIATIONS IN CHICAGO.

Chicago Equal Suffrage Association—President, Mrs. Joseph T. Bowen.
 Chicago Civil Service League, room 711, 169 West Madison street—President, Daniel P. Riordan; secretary, Cora F. Rohde.
 Chicago Political Equality League, 410 South Michigan avenue—President, Mrs. Harriet T. Treadwell; corresponding secretary, Mrs. Stella S. Jannotta.
 Chicago Progressive Club—19 West Jackson boulevard; president, Thomas D. Knight; secretary, William R. Medaris.
 Chicago Single Tax Club, 508 Schiller building—Secretary, H. H. Hardinge.

Citizens' Association of Chicago (nonpartisan), room 33, 106 North LaSalle street—President, George E. Cole; secretary, Shelby M. Singleton.

City Club, 315 Plymouth court—President, Alfred L. Baker; secretary, Laird Bell; civic secretary, George E. Hooker.

Civic Federation (nonpartisan), room 416, 108 South LaSalle street—President, Henry M. Byllesby; secretary, Douglas Sutherland.

Civil Service Reform Association of Chicago, 951 Marquette building—President, Russell Whitman; secretary, R. E. Blackwood.

Cook County Suffrage Alliance—President, Miss Marion Drake; secretary, Mrs. James Morrison.

County Democracy Club, 167 West Randolph street, second floor—Chairman, Miles Devine; secretary, Charles C. Fitzmorris.

County Democracy Club—President, Daniel H. McMahon; corresponding secretary, Robert E. Burke.

Illinois Jewish Republican Club—President, Joseph W. Schulman; secretary, Paul W. Rothenburg.

Illinois Equal Suffrage Association—President, Mrs.

Grace Wilbur Trout; secretary, Mrs. Helen Stewart.

Illinois Woman's Democratic League—President, Mrs. Joanna E. Downes; corresponding secretary, Miss Dora Furlong.

Legislative Voters' League of Illinois (nonpartisan), 1634, 7 South Dearborn street—President, Clifford W. Barnes; secretary, Ralph Ellis.

Municipal Voters' League (nonpartisan)—President, Lessing Rosenthal; secretary, Kellogg Fairbank, 556 Monatnock building.

No Vote No Tax League—President, Miss Belle Squire.

United Societies for Self-Government, 202, 153 North Dearborn street—President, George Landau; secretary, A. J. Cermak.

Woman's Party of Cook County—President, Mrs. Charles Rhodus; corresponding secretary, Mrs. Jane R. Snell.

Locations and secretaries of semipolitical social clubs like the Hamilton (rep.) and the Iroquois (dem.) will be found under "Chicago Clubs and Clubhouses."

REGISTRATION OF VOTERS IN CHICAGO.

REVISED FIGURES (FALL).

Ward.	1904.	1906.	1908.	1910.	*1912.	Ward.	1904.	1906.	1908.	1910.	*1912.
1.....	10,952	9,574	9,525	7,335	12,366	20.....	14,190	11,319	13,282	11,117	5,158
2.....	12,640	10,659	11,984	10,176	15,420	21.....	13,615	10,615	12,666	10,038	15,239
3.....	11,863	9,692	11,858	9,917	16,113	22.....	10,333	8,018	8,284	6,760	8,652
4.....	9,518	7,752	8,396	7,236	8,847	23.....	10,233	8,282	9,509	8,294	15,520
5.....	9,751	7,953	9,359	8,423	9,601	24.....	9,829	8,323	9,850	8,983	11,426
6.....	16,800	14,597	18,122	15,342	17,606	25.....	17,007	16,642	21,316	22,012	18,995
7.....	17,804	15,885	20,923	19,259	17,479	26.....	11,545	10,871	14,836	15,360	15,946
8.....	9,648	8,390	9,914	9,201	10,238	27.....	12,752	12,815	18,358	19,115	15,541
9.....	7,945	5,899	5,298	4,320	10,638	28.....	12,191	10,516	12,667	11,973	12,178
10.....	8,168	6,226	5,995	4,873	6,770	29.....	9,819	8,057	10,121	9,645	10,610
11.....	10,019	7,914	8,555	6,695	8,227	30.....	11,881	9,668	10,794	9,555	10,908
12.....	12,577	10,802	13,296	12,474	9,888	31.....	13,014	11,462	15,016	14,503	14,374
13.....	12,701	11,537	13,472	12,872	16,016	32.....	12,660	11,384	14,953	14,244	18,069
14.....	12,290	10,178	11,278	9,893	12,727	33.....	11,171	9,562	11,498	11,081	16,775
15.....	10,844	9,090	10,931	9,889	12,949	34.....	8,330	8,887	12,439	13,504	14,140
16.....	10,117	7,984	8,784	7,028	7,530	35.....	8,771	8,554	11,590	11,777	15,705
17.....	11,644	8,710	8,262	6,248	6,150	Cicero.....	1,159	1,090	1,789	1,835	3,147
18.....	9,658	8,393	8,340	7,952	15,733	Total	404,130	345,544	411,120	375,146	448,062
19.....	10,391	8,144	7,842	5,894	7,235						

*Ward boundaries changed Dec. 4, 1911.

REVISED FIGURES (SPRING).

Ward.	1913.	*1912.	1911.	1910.	Ward.	1913.	*1912.	1911.	1910.	Ward.	1913.	*1912.	1911.	1910.
1.....	12,789	15,789	9,614	10,995	15.....	12,853	12,773	11,014	11,220	29.....	10,964	10,936	10,976	11,816
2.....	15,051	17,113	11,314	12,696	16.....	7,533	8,150	8,001	8,870	30.....	10,974	12,033	10,432	11,432
3.....	15,577	16,026	11,317	11,737	17.....	5,993	6,956	6,899	8,107	31.....	14,337	14,327	16,592	16,229
4.....	9,116	10,116	7,948	9,022	18.....	15,113	17,685	9,180	9,362	32.....	17,804	17,128	16,021	15,579
5.....	9,683	10,665	9,477	10,148	19.....	7,238	8,534	6,599	7,686	33.....	16,744	15,383	12,211	12,403
6.....	17,095	15,675	17,721	17,582	20.....	5,452	6,317	12,626	13,544	34.....	14,388	13,539	15,405	14,378
7.....	17,105	15,341	23,192	20,959	21.....	14,076	15,039	11,452	11,923	35.....	15,798	15,194	14,015	12,978
8.....	10,988	10,211	10,162	10,336	22.....	8,607	9,691	7,427	8,866	Total.....	437,346	444,910	423,529	430,809
9.....	10,545	10,446	4,737	5,273	23.....	14,956	14,938	9,181	9,772					
10.....	6,702	7,253	5,338	5,785	24.....	11,414	11,831	9,766	10,354					
11.....	8,128	8,701	7,741	8,519	25.....	18,709	16,165	24,551	22,795					
12.....	9,910	9,772	14,000	13,970	26.....	15,820	15,043	16,979	16,007					
13.....	16,031	16,351	14,563	13,879	27.....	15,832	14,300	22,750	21,436					
14.....	12,583	13,197	10,983	11,575	28.....	12,338	12,292	13,250	13,616					

*First registration after passage of redistricting ordinance Dec. 4, 1911.

FLAG DISPLAY DAYS IN CHICAGO.

In accordance with instructions issued by Mayor Carter H. Harrison Feb. 9, 1912, the American flag is to be displayed on the city buildings of Chicago on the following anniversaries:

Feb. 12—Lincoln's birthday.

Feb. 15—Anniversary of the sinking of the Maine.

Feb. 22—Washington's birthday.

April 19—Anniversary of the battle of Lexington.

May 30—Memorial day.

June 14—Flag day.

June 17—Anniversary of the battle of Bunker Hill.

July 4—Independence day.

Oct. 12—Columbus day.

Oct. 17—Anniversary of the battle of Saratoga.

Oct. 19—Anniversary of the surrender at Yorktown.

Nov. 25—Anniversary of the evacuation of Yorktown.

On all the above dates the flag should be hoisted at full mast, with the exception of Memorial day and the anniversary of the sinking of the Maine, when it should be at half mast. The hours of displaying the flag are from sunrise to sunset.

CHICAGO SUBWAY AND HARBOR COMMISSION.

City Hall Square building, 139

Members.

E. C. Shankland, chairman.....\$12,000

John Ericson.....\$12,000

James J. Reynolds.....12,000

Secretary, William J. Shanks.

\$8,000 as city engineer.

The above named commissioners were appointed

North Clark street, 20th floor.

by Mayor Harrison July 27, 1911, to make the necessary investigations preliminary to the preparation of plans for a municipally owned subway in the downtown district of Chicago and for the proposed outer harbor. Mr. Ericson is the city engineer, Mr. Shankland a designing engineer and Mr. Reynolds an operating engineer.

POPULAR VOTE OF ILLINOIS (1880-1912).

Year. Office.	Prog.	Rep.	Dem.	Pro.	Peo.	Soc.	Total.
1880—President		318,037	277,321	440	26,338		622,306
1882—Treasurer		250,722	244,585	11,130	15,511		521,948
1884—President		337,469	312,351	12,074	10,776		672,670
1886—Treasurer		276,680	240,664	19,766	34,321		572,986
1888—President		370,475	348,371	21,703	7,134		747,683
1890—Treasurer		321,991	331,929	22,236			677,133
1892—President		399,288	426,281	25,871	22,207		873,647
1894—Treasurer		455,788	321,551	19,460	60,067		858,551
1896—President		607,130	464,523	9,796	1,090	1,147	1,090,766
1898—Treasurer		448,940	405,490	11,753	7,886	4,517	878,577
1900—President		597,985	503,061	17,626	1,141	11,060	1,131,897
1902—Treasurer		450,695	350,925	18,434	1,521	28,399	859,975
1904—President		632,645	327,506	34,770	6,725	78,923	1,076,499
1906—Treasurer		417,544	271,984	39,293		45,862	824,583
1908—President		629,932	450,810	29,364	633	34,711	1,155,254
1910—Treasurer		436,484	376,046	20,013		49,687	882,230
1912—President	386,478	253,593	405,048	15,710		85,344	1,146,173

NOTE—In the above table the total vote includes the scattering vote for minor party candidates. The vote in the people's party column prior to 1890 is that cast for the greenback party and in

1898 for the labor party. The socialist vote as given includes that of the social labor and social democratic parties.

VOTE FOR ILLINOIS GOVERNORS, 1880-1912.

1880.	
Shelby M. Cullom, Rep.	314,565
Lyman Trumbull, Dem.	277,532
A. J. Streeter, Greenback	28,898

1884.	
Richard J. Oglesby, Rep.	334,234
Carter H. Harrison, Sr., D.	319,635
Jease Harper, Peo.	8,605
James B. Hobbs, Pro.	10,905

1888.	
Joseph W. Fifer, Rep.	367,860
John M. Palmer, Dem.	355,313
David H. Harts, Pro.	18,874
Willis W. Jones, U. L.	6,394

1892.	
John P. Altgeld, Dem.	425,558
Joseph W. Fifer, Rep.	402,686
Robert R. Link, Pro.	24,908
Nathan Barnett, Peo.	20,103

1896.	
John R. Tanner, Rep.	587,637
John P. Altgeld, Dem.	474,256
George W. Gere, Pro.	14,559
Wm. S. Forman, Gold D.	8,102
C. A. Baustinn, Soc. Lab.	985
J. W. Higgs, Nat.	723

1900.	
Richard Yates, Rep.	580,199
Samuel Alschuler, Dem.	518,966
V. V. Barnes, Pro.	15,643
Herman C. Perry, Soc. D.	8,611
L. P. Hoffman, Soc. Lab.	1,319
A. C. Van Tine, Peo.	1,106
L. G. Spencer, U. R.	650
John Cordingly, U. C.	334

1904.	
Charles S. Deneen, Rep.	634,029
Laurence B. Stringer, D.	334,880
John Collins, Soc.	59,662
Robert H. Patton, Pro.	35,440
Phillip Veal, Soc. Lab.	4,379
James Hogan, Peo.	4,364
A. G. Specht, Continental.	780

1908.	
Charles S. Deneen, Rep.	550,076
Adlai E. Stevenson, Dem.	526,912
Daniel R. Sheen, Pro.	33,922
James H. Brower, Soc.	31,293
Gustav A. Jennings, Soc. L.	1,526
George W. McCaskrin, Ind.	10,883

1912.	
Charles S. Deneen, Rep.	318,469
Edward F. Dunne, Dem.	443,120
Edward R. Worrell, Pro.	15,231
John C. Kennedy, Soc.	78,679
John M. Francis, Soc.-Lab.	3,980
Frank H. Funk, Prog.	303,401

VOTE FOR STATE TREASURERS, 1880-1912.

(Minor candidates omitted.)

1880.	
Edward Rutz, Rep.	317,872
Thos. Butterworth, Dem.	276,674
J. W. Evans, Greenback	26,658

1882.	
John C. Smith, Rep.	250,722
Alfred Orendorf, Dem.	244,585
Daniel McLaughlin, Gbk.	15,511
John G. Irwin, Pro.	11,130

1884.	
Jacob Gross, Rep.	333,171
Alfred Orendorf, Dem.	313,400
B. W. Goodhue, Peo.	10,451
Uriah Copp, Pro.	11,119

1886.	
John R. Tanner, Rep.	276,680
Henry F. J. Ricker, Dem.	240,864
H. W. Austin, Pro.	19,766
John Budlong, Un. Lab.	34,701

1888.	
Charles Becker, Rep.	369,931
Francis A. Hoffman, Jr., D.	348,834
John W. Hart, Pro.	21,174
Nathan Barnett, Un. Lab.	7,491

1890.	
Edwin S. Wilson, Dem.	331,837
Franz Amberg, Rep.	321,990
R. R. Link, Pro.	22,306

1892.	
Rufus N. Ramsay, Dem.	425,855
Henry L. Hertz, Rep.	396,318
Thos. S. Marshall, Pro.	26,426
John W. McElroy, Peo.	21,579

1894.	
Henry Wulf, Rep.	455,986
B. J. Claggett, Dem.	322,459
John Randolph, Peo.	69,793
H. J. Puterbaugh, Pro.	19,487

1896.

Henry L. Hertz, Rep.	589,816
E. C. Pace, Dem.-Peo.	473,043
Edw. K. Hayes, Pro.	11,849
Edward Bideley, Gold. D.	8,411

1898.

Floyd K. Whittemore, Rep.	448,940
Millard F. Dunlap, Dem.	405,490
John W. Hess, Pop.	7,893
Wm. H. Boles, Pro.	11,732

1900.

Moses O. Williamson, Rep.	582,002
Millard F. Dunlap, Dem.	508,720
Henry C. Tunison, Pro.	16,613
Jacob Winnen, Soc. Dem.	8,881

1902.

Fred A. Busse, Rep.	450,656
George Duddleston, Dem.	360,925
Chas. H. Tiesburg, Pro.	18,434
A. W. Nelson, Soc.	20,167
Gottlieb Renner, Soc. Lab.	8,235

1904.

Ben Small, Rep.	610,390
Chas. B. Thomas, Dem.	353,282
J. Ross Hanna, Pro.	35,664
E. S. Tebbetts, Soc.	62,848

1906.

John F. Smulski, Rep.	417,544
Nicholas L. Plotowski, D.	271,934
William P. Allin, Pro.	89,293
Wilson E. McDermut, Soc.	42,005

1908.

Andrew Russel, Rep.	619,698
John B. Mount, Dem.	494,978
Albert S. Spalding, Pro.	31,037
William Bross Lloyd, Soc.	33,707

1910.

Edward E. Mitchell, Rep.	436,484
Alpheus K. Hartley, Dem.	376,046
Lorenzo J. Kendall, Pro.	20,013
O. T. Fraenkel, Soc.	49,687

1912.

Andrew Russel, Rep.	321,577
William Ryan, Jr., Dem.	402,292
Phillip Decker, Prog.	330,265
L. F. Haemer, Soc.	34,031
Frank B. Vennum, Pro.	15,385

COOK COUNTY VOTE

1900—FOR STATE'S ATTORNEY.	
Charles S. Deneen, Rep.	205,709
Julius Goldzler, Dem.	179,696
Walter Hawk, Pro.	5,236
O. H. Becker, Peo.	153
Thos. J. Morgan, Soc. Dem.	6,227

FOR SHERIFF AND STATE'S ATTORNEY (1900-1910).

1902—FOR SHERIFF.	
Daniel D. Healy, Rep.	135,036
Thomas E. Barrett, Dem.	141,822
Joseph P. Tracy, Pro.	4,840
Henry Sale, Soc. Lab.	5,973
James P. Larsen, Soc.	13,134
Thos. Donegan, Single Tax.	908

1904—FOR STATE'S ATTORNEY.

John J. Healy, Rep.	206,487
George A. Trude, Dem.	132,811
M. C. Harper, Pro.	5,630
Seymour Stedman, Soc.	39,736
Henry Sale, Soc. Lab.	2,547
L. A. Shaw, Peo.	1,468

1906—FOR SHERIFF.
 Christopher Strassheim, R. 131,608
 Harry R. Gibbons, Dem. 93,836
 S. A. Wilson, Pro. 3,745
 James P. Larsen, Soc. 26,053
 Jas. J. Gray, Ind. League. 49,296
 John Fitzpatrick, Prog. Al. 1,400
 1908—FOR STATE'S ATTORNEY.
 John E. W. Wayman, Rep. 197,805

Jacob J. Kern, Dem. 146,133
 William Street, Pro. 45,528
 Seymour Stedman, Soc. 17,471
 Charles H. Mitchell, Ind. 9,279
 See "Election Returns" for 1912 vote.
 1910—FOR SHERIFF.
 Michael Zimmer, Dem. 165,445
 Frank A. Vogler, Rep. 145,598

O. F. Sorber, Pro. 5,033
 Wm. Van Bodegraven, Soc. 27,583
 1912—FOR STATE'S ATTORNEY.
 Maclay Hoyne, Dem. 122,419
 Lewis Rinaker, Rep. 113,181
 Wm. A. Cunnea, Soc. 107,647
 Geo. I. Haight, Prog. 93,495
 John H. Hill, Pro. 2,896

PRESIDENTIAL VOTE FROM 1884 TO 1912 IN CHICAGO AND COOK COUNTY.

	1884.	Chicago.	Cook Co.
James G. Blaine, Rep.	51,420	69,251	69,251
Grover Cleveland, Dem.	48,530	60,609	60,609
B. F. Butler, Greenback.	540	810	810
John P. St. John, Pro.	484	997	997
1888.			
Benjamin Harrison, Rep.	60,102	85,307	85,307
Grover Cleveland, Dem.	63,706	84,941	84,941
Clinton B. Fisk, Pro.	1,808	2,577	2,577
Alson J. Streeter, Union Labor.	255	303	303
R. H. Cowdrey, United Labor.	126	140	140
1892.			
Grover Cleveland, Dem.	136,474	144,604	144,604
Benjamin Harrison, Rep.	100,849	111,254	111,254
James B. Weaver, Peo.	1,606	1,614	1,614
John Bidwell, Pro.	3,029	3,858	3,858
1896.			
William McKinley, Rep.	200,747	221,823	221,823
William J. Bryan, Dem.	144,736	151,910	151,910
Joshua Levering, Pro.	1,849	2,149	2,149
Charles E. Bentley, Nat.	141	163	163
Charles H. Matchett, Soc. Lab.	712	727	727
John M. Palmer, Gold Dem.	2,300	2,600	2,600
1900.			
William McKinley, Rep.	184,786	203,760	203,760
William J. Bryan, Dem.	177,165	186,193	186,193
John G. Woolley, Pro.	2,977	3,490	3,490
Wharton Barker, Peo.	185	211	211
Eugene V. Debs, Soc. Dem.	6,553	6,752	6,752

	Chicago.	Cook Co.
Joseph P. Malloney, Soc. Lab.	410	434
Seth W. Ellis, Union Reform.	145	160
J. F. R. Leonard, United Chr.	130	134
1904.		
Theodore Roosevelt, Rep.	208,689	229,879
Alton B. Parker, Dem.	98,765	103,762
Silas C. Swallow, Pro.	4,652	5,290
Eugene V. Debs, Soc.	45,929	47,743
C. H. Corregan, Soc. Lab.	2,556	2,660
Thomas E. Watson, Peo.	3,155	3,323
Austin Holcomb, Cont.	288	319
1908.		
William H. Taft, Rep.	205,830	230,400
William J. Bryan, Dem.	143,544	162,990
Eugene Chafin, Pro.	4,982	5,965
Eugene V. Debs, Soc.	17,712	18,842
Thomas L. Higgen, Ind.	5,633	5,994
Daniel B. Turney, U. Chr.	169	178
August Gillhaus, Soc. Lab.	616	649
Thomas E. Watson, Peo.	49	73
1912.		
William H. Taft, Rep.	67,859	74,851
Woodrow Wilson, Dem.	120,209	130,702
Theodore Roosevelt, Prog.	144,392	166,061
Eugene V. Debs, Soc.	49,959	52,659
Eugene Chafin, Pro.	2,403	2,737
Arthur E. Reimer, Soc. Lab.	2,171	2,300

PATRIOTIC SOCIETIES IN ILLINOIS.

GRAND ARMY OF THE REPUBLIC.

DEPARTMENT OF ILLINOIS.

Commander—J. H. Crowder, Bethany.
 Senior Vice-Commander—O. R. McKinney, Chicago.
 Junior Vice-Commander—James M. Brown, Quincy.
 Chaplain—Samuel T. Maxey, Mount Vernon.
 Medical Director—W. M. Hanna, Aurora.
 Assistant Adjutant and Quartermaster-General—Henry C. C. Cooke, Chicago.
 Inspector—M. H. Peters.
 Judge Advocate—William E. Church.
 Chief Mustering Officer—George Knapp.
 Patriotic Instructor—H. J. Yarnell.
 Chief of Staff—P. F. Cox.
 Headquarters—Memorial Hall, Chicago.

SONS OF VETERANS.

DIVISION OF ILLINOIS.

Commander—George B. Holmes, Chicago.
 Treasurer—William G. Dustin, Dwight.
 Secretary—A. D. Rhinesmith, Peoria.
 ILLINOIS STATE CAMP NO. 100.
 Officers, 1913-1914.
 Commander—Charles J. O'Connor, Chicago.
 Secretary-Treasurer—William G. Dustin, Dwight.

UNITED SPANISH WAR VETERANS.

DEPARTMENT OF ILLINOIS.

Commander—Carl McKee, Joliet.
 Senior Vice-Commander—Charles L. Daniels, Chicago.
 Junior Vice-Commander—M. J. Donahue, Streator.

Adjutant—Martin Sipple, Joliet.
 Quartermaster—Philo A. Hoyt, Joliet.
 Inspector—Leslie J. Snyder, Bloomington.
 Judge Advocate—R. E. Hickman, Benton.
 Surgeon—Dr. C. H. Blankenmeyer, Springfield.
 Chaplain—Rev. H. W. Jameson, D. D., Decatur.
 Marshal—J. L. Sweeney, East St. Louis.
 Membership of Department—3,000.
 Headquarters—106 Liberty street, Elgin.

SONS OF THE REVOLUTION.

ILLINOIS SOCIETY (1914).

President—Thomas E. Green, Chicago.
 Secretary—Frederick Dickinson, 562 Bryant avenue, Chicago.
 Treasurer—Nelson J. Ludington.
 Registrar—John R. Dickinson.
 Chaplain—Rev. George D. Wright.
 Historian—Harrison Kelley.

SOCIETY OF THE WAR OF 1812.

ILLINOIS SOCIETY.

President—Col. Nathan W. MacChesney.
 First Vice-President—James Edgar Brown.
 Second Vice-President—William Porter Adams.
 Third Vice-President—Gen. C. C. Carr.
 Treasurer—Charles Cromwell.
 Registrar—John William Lowe.
 Chaplain—Jared Wilson Young.
 Historian—James Edward Slocum.
 Secretary—Ernest F. Manrose, 3045 North Western avenue, Chicago.

WILD FLOWER PRESERVATION SOCIETY OF AMERICA.

COOK COUNTY BRANCH.

President—Mrs. Lyman A. Walton, 5737 Woodlawn avenue.
 Secretary-Treasurer—Huron H. Smith, Field Museum of Natural History.
 Field Marshal—Mrs. Paul R. Wright, 2320 Greenleaf avenue.

Executive Committee—Above officers and Mrs. C. B. Cory and Dr. H. C. Cowles.
 Purpose—The preservation of the wild flowers of Cook county by educating the public to refrain from gathering them and preventing the scattering of seed.

CHICAGO ELECTION CALENDAR FOR 1914.

Issued by board of election commissioners.

- Jan. 26—First day to file petitions with city clerk or town clerk of Cicero for February primary.
- Feb. 3—Registration for February primary.
- Feb. 4—Last day to file petitions with city clerk or town clerk for February primary.
- Feb. 4 and 5—Canvass of precincts by clerks of election.
- Feb. 6—Last day to file petitions under public policy act for April election.
- Feb. 7—Revision of primary registration.
- Feb. 24—Primary for nomination of aldermen in Chicago and town officers in Cicero.
- March 13—Last day to file independent petitions for April election with city clerk.
- March 17—Registration for April election.
- March 18 and 19—Canvass of precincts by clerks of election.
- March 21—Revision of the registry.
- March 23—Last day to file independent petitions with town clerk of Cicero for April election.
- April 7—April election—Aldermen in Chicago and town officers in Cicero.
- July 11—First day to file petitions with secretary of state and county clerk for September primary.
- July 31—Last day to file petitions with secretary of state and county clerk for September primary.
- Aug. 5—Last day to file withdrawals with the secretary of state, account of September primary.
- Aug. 10—First day to file petitions with city clerk for September primary.
- Aug. 19—Registration for September primary.
- Aug. 20—Canvass of precincts by clerks of election.
- Aug. 20—Last day to file petitions with city clerk for September primary.
- Aug. 20—Last day to file withdrawals with city clerk for September primary.
- Aug. 22—Revision of registry for September primary.
- Sept. 4—Last day to file petitions under public policy act for November election.
- Sept. 9—Primary for election of Nov. 3.
- Oct. 3—Last day to file independent petitions with the secretary of state or county clerk for election of Nov. 3.
- Oct. 3—First day of registration for election of Nov. 3.
- Oct. 13—Second day of registration for election of Nov. 3.
- Oct. 14 and 15—Canvass of precincts by clerks of election.
- Oct. 17—Revision of registry.
- Nov. 3—Election for state, county and city offices.

OFFICERS TO BE ELECTED APRIL 7, 1914.

One alderman* in each of 35 wards in Chicago.
One alderman* to fill vacancy in 20th ward, Chicago.
Assessor,* collector,* supervisor,* town clerk* and one trustee* in town of Cicero.

OFFICERS TO BE ELECTED NOV. 3, 1914.

(In territory wholly or in part within the jurisdiction of the board of election commissioners.)
State treasurer.
Superintendent of public instruction.
Clerk of Supreme court.
Three trustees* of University of Illinois.
United States senator.
Representatives in congress at large—two to be elected.
Representatives in congress—1st, 2d, 3d, 4th, 5th, 6th, 7th, 8th, 9th and 10th districts.
State senators—1st, 3d, 5th, 7th, 9th, 11th, 13th, 15th, 17th, 19th, 21st, 23d, 25th, 27th, 29th, 31st districts.
Representatives in general assembly—three from each of following districts: 1st, 2d, 3d, 4th, 5th, 6th, 7th, 9th, 11th, 13th, 15th, 17th, 19th, 21st, 23d, 25th, 27th, 29th, 31st.
Sheriff.
County treasurer.
County clerk.
Judge of County court.
Judge of Probate court.
Clerk of Probate court.
Clerk of Criminal court.

Clerk of Appellate court.*
County superintendent of schools.
Two members board of assessors.*
One member board of review.*
Three sanitary district trustees.*
President board of county commissioners.
Ten county commissioners from Chicago.
Five county commissioners from country districts.
Ten associate judges of the Municipal court of Chicago.*

*Women may vote for these officers.

GENERAL ELECTION CALENDAR.

(For Chicago, Cook county and Illinois.)

FIRST TUESDAY IN APRIL.

Aldermen in Chicago (one from each ward) annually.
Mayor quadrennially, treasurer and city clerk biennially. Next election of mayor April 6, 1915.
Town officers, officers in cities containing one or more towns and officers in villages whose boundaries coincide with the boundaries of a town, annually.

THIRD TUESDAY IN APRIL.

Officers of cities organized under the general law (except such as contain within their limits one or more townships) annually.
Officers of villages organized under the general law (except where territorial limits coincide with the territorial limits of a township) annually.

FIRST MONDAY IN JUNE.

Judges of the Circuit court (fourteen in Cook county) every sixth year, counting from 1873. Next election in 1915.
One judge of the Superior court of Cook county every sixth year, counting from 1897. Next election in 1915.
Judges of the Supreme court of the state; 5th district, every ninth year, counting from 1873 (next election in 1918); from the 4th district every ninth year, counting from 1876 (next election in 1921); from the 1st, 2d, 3d, 6th and 7th districts every ninth year, counting from 1879 (next election in 1915).

FIRST TUESDAY AFTER FIRST MONDAY IN NOVEMBER.

Presidential electors, governor, lieutenant-governor, secretary of state, auditor, attorney-general, state senators in even-numbered districts, members of the state board of equalization, clerk of the Superior court and recorder of deeds in Cook county, clerks of the Circuit courts, state's attorneys, county surveyors and county coroners every fourth year, counting from 1872. Next election Nov. 7, 1916.
State treasurer, representatives in congress, representatives in the general assembly and three trustees of the University of Illinois every second year, counting from 1872.
Clerk of the state Supreme court every sixth year, counting from 1902.
Clerks of the Appellate courts every sixth year, counting from 1878.
Clerk of Criminal court every fourth year, counting from 1886.
Superintendent of public instruction, state senators in odd-numbered districts, clerk of the Criminal court in Cook county, county clerks, county judges, county treasurers, county superintendents of schools and sheriffs every fourth year, counting from 1874.
President and fifteen members of the Cook county board biennially.
Members of the board of assessors in Cook county every second year as terms (six years) expire.
Members of the board of review in Cook county every second year as terms (six years) expire.
Judges of the Superior court of Cook county as terms (six years) expire.
Sanitary district trustees in Cook county as terms expire. Three are elected every other year. Next president to be elected in 1916.
Judges, one chief justice, one clerk and one bailiff of the Municipal court as terms expire. Next election of chief justice, clerk and bailiff in 1918.

CHICAGO AND COOK COUNTY ELECTION RETURNS.

VOTE FOR CITY CLERK BY PRECINCTS.

Election April 1, 1913.

Nominees: Francis D. Connerly, democrat; William F. Peters, republican; Joel F. Longenecker, progressive; Robert H. Howe, socialist.

Main table with 4 columns of candidate names and vote counts (e.g., Longenecker, Connerly, Peters, Howe) across precincts 1-41. Includes sub-sections III, IV, V, VI, VII, VIII, and T.I. for totals.

Longenecker,Conery,Peters,Howe				Longenecker,Conery,Peters,Howe				Longenecker,Conery,Peters,Howe				Longenecker,Conery,Peters,Howe							
14.....	22	114	28	21	9.....	50	118	65	15	40.....	30	134	21	17	38.....	41	58	44	72
15.....	21	59	25	11	10.....	54	147	35	17	41.....	33	178	11	13	39.....	85	130	38	64
16.....	32	72	52	10	11.....	21	139	42	16	42.....	43	217	36	11	T'l. 2217 3391 1422 1926				
17.....	28	69	39	21	12.....	49	141	45	16	43.....	64	224	45	5	XVI.				
18.....	38	106	47	12	13.....	29	114	58	26	44.....	45	130	31	6	1.....	6	146	41	13
19.....	13	125	19	7	14.....	34	118	85	25	45.....	30	243	23	6	2.....	11	113	29	13
20.....	12	132	19	14	15.....	4	104	84	14	46.....	41	216	31	9	3.....	12	140	43	13
21.....	21	146	25	10	16.....	35	132	54	27	T'l. 1620 5894 1495 497				4.....	17	127	62	12	
22.....	41	71	73	20	17.....	20	101	53	25	XIV.				5.....	17	110	41	26	
23.....	36	85	49	11	18.....	42	119	43	18	1.....	33	114	77	13	6.....	12	133	39	27
24.....	18	76	33	12	19.....	14	142	50	27	2.....	17	98	67	34	7.....	8	160	17	18
25.....	45	99	34	32	20.....	33	134	34	14	3.....	9	76	34	24	8.....	7	161	16	11
26.....	59	51	30	33	21.....	17	104	48	43	4.....	18	143	34	6	9.....	6	161	17	1
27.....	51	97	80	39	22.....	18	134	50	22	5.....	13	110	55	12	10.....	5	125	26	7
28.....	59	60	71	52	23.....	22	159	47	16	6.....	21	115	56	16	11.....	11	153	12	5
29.....	34	65	45	43	24.....	7	139	57	12	7.....	17	111	65	28	12.....	8	261	23	8
30.....	24	47	30	25	T'l. 584 3139 1170 530				8.....	26	155	55	17	13.....	9	170	12	3	
31.....	57	90	23	8	XII.				9.....	24	161	63	21	14.....	16	192	14	9	
32.....	29	62	43	10	1.....	6	185	52	54	10.....	13	163	45	21	15.....	15	162	11	10
33.....	20	42	28	3	2.....	13	120	77	54	11.....	16	120	59	23	16.....	6	171	15	11

T'l. 1333 2952 1470 615				IX.				T'l. 233 3157 677 324				XVII.							
1.....	40	92	33	15	1.....	40	92	33	15	1.....	11	92	69	19	1.....	13	164	40	8
2.....	57	92	55	39	2.....	57	92	55	39	2.....	11	92	69	19	2.....	11	129	41	19
3.....	30	104	18	50	3.....	30	104	18	50	3.....	21	83	51	20	3.....	21	83	51	20
4.....	37	84	24	26	4.....	37	84	24	26	4.....	14	116	55	17	4.....	14	116	55	17
5.....	67	150	49	22	5.....	67	150	49	22	5.....	8	98	50	15	5.....	8	98	50	15
6.....	22	85	41	16	6.....	22	85	41	16	6.....	21	91	50	10	6.....	21	91	50	10
7.....	59	149	29	23	7.....	59	149	29	23	7.....	13	164	40	8	7.....	13	164	40	8
8.....	102	66	17	53	8.....	102	66	17	53	8.....	37	82	40	21	8.....	37	82	40	21
9.....	31	89	28	10	9.....	31	89	28	10	9.....	14	83	83	17	9.....	14	83	83	17
10.....	135	68	24	32	10.....	135	68	24	32	10.....	19	72	73	7	10.....	19	72	73	7
11.....	170	56	17	52	11.....	170	56	17	52	11.....	10	51	102	6	11.....	10	51	102	6
12.....	109	61	32	35	12.....	109	61	32	35	12.....	23	105	129	14	12.....	23	105	129	14
13.....	103	74	20	33	13.....	103	74	20	33	13.....	14	63	58	14	13.....	14	63	58	14
14.....	45	91	18	51	14.....	45	91	18	51	14.....	27	88	52	10	14.....	27	88	52	10
15.....	70	83	24	53	15.....	70	83	24	53	15.....	33	63	71	7	15.....	33	63	71	7
16.....	63	52	38	113	16.....	63	52	38	113	16.....	29	48	58	5	16.....	29	48	58	5
17.....	113	107	33	25	17.....	113	107	33	25	17.....	43	66	65	22	17.....	43	66	65	22
18.....	91	83	18	47	18.....	91	83	18	47	18.....	20	85	46	20	18.....	20	85	46	20
19.....	38	94	30	22	19.....	38	94	30	22	19.....	50	77	32	55	19.....	50	77	32	55
20.....	59	101	27	24	20.....	59	101	27	24	20.....	32	27	88	52	20.....	32	27	88	52
21.....	46	73	9	46	21.....	46	73	9	46	21.....	43	66	65	22	21.....	43	66	65	22
22.....	73	96	15	6	22.....	73	96	15	6	22.....	20	85	46	20	22.....	20	85	46	20
23.....	138	84	30	31	23.....	138	84	30	31	23.....	20	85	46	20	23.....	20	85	46	20
24.....	100	115	16	7	24.....	100	115	16	7	24.....	50	77	32	55	24.....	50	77	32	55
25.....	33	75	12	12	25.....	33	75	12	12	25.....	45	65	50	32	25.....	45	65	50	32
26.....	93	149	18	27	26.....	93	149	18	27	26.....	20	47	67	34	26.....	20	47	67	34
27.....	75	88	17	53	27.....	75	88	17	53	27.....	26	98	66	52	27.....	26	98	66	52
28.....	52	117	14	41	28.....	52	117	14	41	28.....	20	48	40	64	28.....	20	48	40	64
29.....	116	64	23	61	29.....	116	64	23	61	29.....	31	144	45	24	29.....	31	144	45	24
30.....	152	38	17	33	30.....	152	38	17	33	30.....	31	78	40	65	30.....	31	78	40	65

T'l. 2319 2670 746 1068				X.				T'l. 977 4072 2276 684				XV.							
1.....	8	61	19	25	1.....	8	61	19	25	1.....	45	65	50	32	1.....	13	111	35	15
2.....	21	144	35	54	2.....	21	144	35	54	2.....	20	47	67	34	2.....	10	105	31	11
3.....	15	98	27	43	3.....	15	98	27	43	3.....	26	98	66	52	3.....	7	77	46	6
4.....	25	105	36	20	4.....	25	105	36	20	4.....	20	48	40	64	4.....	7	87	34	9
5.....	43	114	52	31	5.....	43	114	52	31	5.....	31	144	45	24	5.....	6	93	23	32
6.....	20	125	22	37	6.....	20	125	22	37	6.....	31	78	40	65	6.....	6	93	23	32
7.....	36	86	35	24	7.....	36	86	35	24	7.....	33	92	22	38	7.....	13	96	37	28
8.....	29	84	47	40	8.....	29	84	47	40	8.....	50	77	32	55	8.....	6	74	33	28
9.....	51	94	26	32	9.....	51	94	26	32	9.....	26	93	29	45	9.....	6	70	24	12
10.....	20	149	31	29	10.....	20	149	31	29	10.....	50	67	72	23	10.....	13	79	46	12
11.....	16	130	54	51	11.....	16	130	54	51	11.....	46	70	44	52	11.....	9	131	23	11
12.....	21	128	40	41	12.....	21	128	40	41	12.....	47	55	45	47	12.....	11	297	5	2
13.....	19	149	46	32	13.....	19	149	46	32	13.....	62	52	33	50	11.....	12	123	14	10
14.....	6	107	39	28	14.....	6	107	39	28	14.....	55	65	42	47	12.....	12	123	14	10
15.....	11	102	125	19	15.....	11	102	125	19	15.....	15	95	96	46	13.....	12	50	13	12
16.....	12	152	42	30	16.....	12	152	42	30	16.....	80	97	52	65	14.....	8	815	24	13
17.....	15	120	16	16	17.....	15	120	16	16	17.....	84	104	29	87	15.....	18	815	24	13
18.....	11	137	39	29	18.....	11	137	39	29	18.....	66	104	29	87	16.....	10	91	25	7
19.....	22	152	28	24	19.....	22	152	28	24	19.....	84	98	20	60	17.....	9	102	34	16
20.....	8	122	25	29	20.....	8	122	25	29	20.....	19	61	90	24	18.....	7	137	37	7

T'l. 409 2359 784 634				XI.				T'l. 300 1712 1331 302				XVIII.							
1.....	16	138	38	33	1.....	16	138	38	33	1.....	45	65	50	32	1.....	13	111	35	15
2.....	21	76	38	41	2.....	21	76	38	41	2.....	20	47	67	34	2.....	10	105	31	11
3.....	9	140	21	18	3.....	9	140	21	18	3.....	26	98	66	52	3.....	7	77	46	6
4.....	10	134	26	25	4.....	10	134	26	25	4.....	20	48	40	64	4.....	7	87	34	9
5.....	19	175	31	22	5.....	19	175	31	22	5.....	31	144	45	24	5.....	6	93	23	32
6.....	17	131	38	22	6.....	17	131	38	22	6.....	31	78	40	65	6.....	6	93	23	32
7.....	26	143	44	26	7.....	26	143	44	26	7.....	33	92	22	38	7.....	13	96	37	28
8.....	17	157	84	10	8.....	17	157	84	10	8.....	50	77	32	55	8.....	6	74	33	28
9.....	14	142	30	33	9.....	14	142	30	33	9.....	26	93	29	45	9.....	6	70	24	12
10.....	15	120	16	16	10.....	15	120	16	16	10.....	50	67	72</						

CITY TREASURER.

Nominees: Charles W. Moderwell, progressive; Michael J. Flynn, democrat; Arthur W. Peterson, republican; T. J. Vind, socialist.

Ward.	Moderwell.	Flynn.	Peterson.	Vind.	Ward.	Moderwell.	Flynn.	Peterson.	Vind.	Ward.	Moderwell.	Flynn.	Peterson.	Vind.
1.....	528	4193	661	218	13.....	1640	5768	1610	471	25.....	3643	3215	3242	316
2.....	1168	3431	3370	258	14.....	1019	4003	2369	671	26.....	2626	3292	2906	963
3.....	2238	3723	1725	202	15.....	2279	3095	1646	1913	27.....	1853	3849	1875	1886
4.....	314	4023	736	292	16.....	289	3193	690	312	28.....	1348	3303	2331	1181
5.....	427	4382	839	358	17.....	264	1760	1400	289	29.....	520	4083	1536	643
6.....	2395	2991	2477	209	18.....	752	4246	1897	741	30.....	453	4103	862	291
7.....	2839	3876	3662	566	19.....	302	2896	242	367	31.....	1478	4952	2288	522
8.....	1224	2914	1529	692	20.....	335	2531	282	287	32.....	2382	3910	3558	550
9.....	2349	2601	836	1043	21.....	1384	3869	1345	527	33.....	2330	2878	3537	1290
10.....	427	2383	782	630	22.....	710	2918	684	836	34.....	1296	4946	1921	1015
11.....	449	3301	1164	522	23.....	2953	3404	2267	643	35.....	1334	4860	1690	1193
12.....	554	3580	1777	916	24.....	1017	3477	989	1021	Total	47119	124976	60525	23845

SUPERIOR COURT JUDGE.

Nominees: Henry W. Leman, progressive; John M. O'Connor, democrat; Homer E. Tinsman, republican; Wilbur C. Benton, socialist.

Ward.	Leman.	O'Connor.	Tinsman.	Benton.	Ward.	Leman.	O'Connor.	Tinsman.	Benton.	Ward.	Leman.	O'Connor.	Tinsman.	Benton.
1.....	448	4191	815	231	14.....	834	3974	2645	718	27.....	1579	3872	2219	1956
2.....	908	2304	3809	289	15.....	2110	3088	1915	2006	28.....	1227	3317	2750	1224
3.....	1785	3486	2442	228	16.....	289	3173	775	335	29.....	478	3961	1756	681
4.....	334	3848	820	337	17.....	266	1709	1459	329	30.....	433	3973	892	311
5.....	396	4335	924	387	18.....	572	4158	2207	803	31.....	1241	4251	3009	576
6.....	1540	2924	3477	225	19.....	304	2882	314	387	32.....	1452	3660	4359	571
7.....	2081	3823	4303	602	20.....	222	2387	460	320	33.....	1771	2869	4138	1365
8.....	1156	2940	1663	619	21.....	1085	4022	1638	551	34.....	1126	4880	2278	1057
9.....	2145	2668	1080	1106	22.....	644	2894	813	872	35.....	1096	4841	2014	1241
10.....	400	2352	889	666	23.....	2486	3325	2870	711	Clerco	115	419	865	416
11.....	411	3145	1392	581	24.....	1027	3371	1171	1026	Total	38478	122923	74559	25575
12.....	487	3544	1951	947	25.....	2501	3212	4515	357	Towns	3860	6590	11467	2095
13.....	1318	5675	2085	516	26.....	2111	3335	3427	1027	Gd. total.	42338	129513	86026	27670

VOTE FOR ALDERMEN.

April 1, 1913.

Ward.	Andrew Donovan.	Michael Kenna.	Rice Washbrough.	Alfred Tanser.	Thomas F. Ennis.	George F. Harding, Jr.	Samuel Block.	W. W. Mitchell.	Thomas D. Nash.	Sanford K. Huston.	Michael J. DeMuth.	Joseph F. Ryan.	Arthur W. Sullivan.	Carl J. Wegener.	John E. Jones.	Patrick J. Carr.	Joseph Pavelchik.	Henry P. Turner.	Henry P. Porter.	William A. Harrison.	Theodore K. Long.	J. Clifford Cox.	Edward J. Hess.	Oscar W. Eckland.	Bernard W. Snow.	John F. Caulfield.	Charles E. Merriam.	Thomas H. McKinney.	John R. Emerson.	John E. Tyden.	John Morrison.	Hiram Vanderbilt.	John Prystalski.	William C. Hunt.	Henry J. Le Cren.	Wm. Schlimpfenlag.	Frank Klans.	James McCloyre.	Joseph J. Thomas, Jr.	William B. Downey.	Edward F. Cullerton.	John A. Pelka.	Frank Raisl.	Stephen J. Napieralski.	Otto Korner.	Rudolph Mulac.	Marcel Kuleynski.	Alexander Jasinski.	Joseph I. Novak.	Otto Besserer.	Charles Beranek.	Samuel P. Reese.	Thomas J. Ahern.	Ninlan H. Welch.	Joseph I. Granger.	John Edward Scully.	James N. Cowder.	Michael F. Maher.	James H. Lawley.	Charles Laney.	Henry Uptal.	M. D. Grace.	Max Luster.	William E. Rodriguez.	Stanley Henry Kunz.	Henry Schulenburg.	M. Sahud.	Charles J. Ryberg.	Theodore Lein.	Lewis D. Sitts.	N. F. Holm.	F. H. Scheuermann.	Frank F. Gazzolo.	Andrew J. O'Donnell.	George W. Perry.	John J. Cassidy.	John Duff.	John Powers.	Robert Orlando.	Joseph Edelson.	Samuel Heller.	Emanuel Abraham.	Sam Golden.	George P. Braun.	Ellis Geiger.	R. R. Baldwin.	Charles Ronx.	Patrick H. Regan.	Victor J. Schaefer.	Fred W. Forsberg.	Andrew Lafin.	Jacob A. Hey.	Harry H. Lampert.	Alfred O. Erickson.	C. B. Rebel.	L. O. Hensel.	August Krumholz.	Jos. L. Cunningham.	John E. Noesen.	Harper E. Osborn.	Burrell D. Jones.	Henry D. Capitani.	Charles W. Greene.	L. D. Wallace, Jr.	Jacob Albert Frennd.	Paul Fause.	C. I. Backmeyer.	Albert J. W. Appell.	William F. Lipp.	Charles F. Hohman.	G. Ed Trebing.	John G. Buerkle.	William F. Gubbins.	Frank P. Mies.	M. J. Dempsey.	Edward J. Green.	Harry E. Littler.	A. A. Wigness.	Felix B. Janovsky.	George M. Tobey.	J. H. Carbray.	George P. Latchford.	John W. Courtney.	Aaron Henry.	Anson H. Brown.	John H. Dorsey.	James A. Kearns.	William Henning.	Robert C. Thorne.	Thomas M. Crane.	Albert J. Fisher.	John W. Deal.	Amandus E. Hostler.	Charles A. Reading.	Irwin R. Hazen.	Benjamin N. Olin.	Frank Zelman.	Wm. J. Heck.	Frank Zeman.	Steve Skala.	Everett S. Hughes.	Martin J. Healy.	Harry W. Skallernp.	Rudolph Borkenbgen.
1.....	713	4,458	203	440	1,903	1,398	261	2,338	4,613	1,625	163	4,133	1,931	330	310	4,686	966	323	1,299	2,953	904	176	256	3,262	3,465	341	3,766	3,221	3,216	1,714	533	2,848	2,701	693	983	453	3,532	1,671	567	244	3,253	2,123	403	3,474	2,911	638	359	3,746	2,499	803	1,489	5,829	1,738	405	601	574	3,630	3,759	564	2,679	1,650	3,202	3,435	1,087	322	184	1,189	2,697	188	394	3,176	2,456	790	1,837	238	3,154	546	1,298	2,378	298	1,722	1,048	1,242	492	693	3,478	593	785	3,617	3,563	499	1,342	3,563	972	1,107	2,206	3,103	5,194	300	3,208	3,768	2,941	2,827	4,594	886	4,624	1,329	1,758	2,681	3,513	1,007	4,297	2,424	505	4,346	959	354	3,852	3,798	498	1,402	3,977	4,922	423	3,267	4,872	1,259	1,326	4,592	2,921	1,109	5,143	2,074	1,134										

VOTE ON PROPOSITIONS.

April 1, 1913.

Table with 3 columns: Ward, Bond issue, Cicero annex. Rows 1-14 showing vote counts for various propositions.

PRIMARY ELECTION, FEB. 25, 1913.

VOTE FOR CITY CLERK.

Candidates—Republican: William F. Peters, William E. Stevens, Alexander F. Wolf. Democratic: Francis D. Connery, Joseph M. Coffey, Frank H. Landmesser, Fred L. Yeager, John C. Guenther, Randall E. Marshall, Vincent S. Zwiefka. Socialist: Robert H. Howe. Progressive: Joel F. Longenecker.

Large table with 12 columns: Ward, Peters, Stevens, Wolf, Connery, Coffey, Landmesser, Yeager, Guenther, Marshall, Zwiefka, Howe, Longenecker. Rows 1-35 showing vote counts for City Clerk candidates.

VOTE FOR CITY TREASURER.

Candidates—Republican: Arthur W. Peterson, Byron L. Kanaley. Democratic: Michael J. Flynn, John A. Richert, Patrick J. Byrne, Francis J. McKeon, Otto Heicklen, Ernst Jentsch, Michael C. Buckley, Cornelius E. Sullivan, William T. Mahoney, Michael H. Zuber, Joseph Mitchell. Socialist: T. J. Vind. Progressive: Charles M. Moderwell.

Table with 12 columns: Ward, Peterson, Kanaley, Flynn, Richert, Byrne, McKeon, Heicklen, Jentsch, Buckley, Sullivan, Mahoney, Zuber, Mitchell, Vind, Moderwell. Rows 1-16 showing vote counts for City Treasurer candidates.

Ward.	Peterson,Kanaley.	Flynn.	Richert.	Byrns.	McKeou.	Heicklen.	Jentsch.	Duckley.	Sullivan.	Mahoney.	Zuber.	Nitthell.	Vind.	Moderwell	
17.....	147	282	361	462	13	18	6	31	10	14	17	20	42	12	7
18.....	309	317	1128	1108	241	41	30	9	53	79	42	29	78	33	82
19.....	58	62	698	698	127	29	15	9	40	21	10	8	25	8	29
20.....	105	99	912	1220	56	29	27	51	46	31	23	27	69	8	5
21.....	423	398	1529	1139	85	152	42	20	64	48	32	66	86	41	114
22.....	128	72	920	942	42	57	39	20	40	28	34	319	49	40	31
23.....	857	422	968	763	51	23	24	21	50	27	21	93	65	27	137
24.....	205	145	863	1304	63	46	57	28	72	28	40	696	70	46	21
25.....	1720	878	859	731	68	24	12	6	28	15	17	26	43	20	351
26.....	966	445	755	1087	49	29	46	28	76	25	38	205	74	27	149
27.....	423	172	1000	1255	79	135	53	414	105	43	55	127	142	76	35
28.....	385	228	781	1202	43	45	28	33	70	30	43	43	72	55	57
29.....	650	442	1217	1545	211	44	41	48	98	29	40	66	78	46	2
30.....	215	97	2656	936	88	40	43	29	405	34	93	30	45	17	23
31.....	903	396	2681	546	33	11	15	10	56	13	13	9	27	39	107
32.....	931	417	1464	828	36	14	19	10	95	16	8	9	43	29	134
33.....	1029	490	693	768	55	31	40	17	34	22	27	35	66	38	93
34.....	393	251	1570	1603	127	51	62	78	120	52	58	103	177	47	21
35.....	575	268	1970	1196	177	58	72	50	167	77	93	54	136	60	50
Total	16193	10397	40865	35886	2767	1438	1095	1297	2852	1132	1147	2543	2604	1108	2750

VOTE FOR SUPERIOR COURT JUDGE.

Candidates—Republican: Homer E. Tinsman, William H. Fish, Julius A. Johnson. Democratic: John M. O'Connor, James Maher, Elijah A. Zoline, John Coburn. Socialist: Wilbur C. Benton. Progressive: Henry W. Leman.

—Republican.—Democratic.—Pro.Soc.

Ward.	Tinsman.	Fish.	Johnson.	O'Connor.	Maher.	Zoline.	Coburn.	Benton.	Leman.
1.....	231	30	50	903	570	319	169	16	31
2.....	729	150	221	599	495	161	148	18	77
3.....	779	151	199	929	952	437	276	12	168
4.....	224	82	93	1425	1821	496	629	10	...
5.....	144	52	71	1364	645	165	416	14	15
6.....	1005	192	248	686	591	369	162	15	132
7.....	1418	245	439	762	827	353	189	41	193
8.....	219	62	135	684	813	194	148	38	52
9.....	170	46	72	634	951	157	166	42	77
10.....	135	43	29	746	1020	389	221	28	38
11.....	155	36	38	641	1072	161	222	34	46
12.....	261	78	94	632	1506	257	301	39	42
13.....	416	134	167	2328	1699	359	687	26	73
14.....	371	111	167	1870	862	208	240	39	84
15.....	383	142	243	1086	815	736	272	71	279
16.....	214	33	30	1175	748	475	170	11	6
17.....	327	50	80	413	429	128	84	12	7
18.....	467	76	108	1250	1110	274	259	34	83
19.....	70	33	24	534	765	321	194	8	28
20.....	160	47	38	722	858	907	193	9	5
21.....	584	112	164	2032	809	226	236	41	114
22.....	129	30	60	1216	795	273	214	40	32
23.....	745	145	426	1073	644	203	214	27	137
24.....	226	78	67	1074	1319	330	318	46	21
25.....	1600	318	724	804	708	168	175	20	353
26.....	840	223	398	897	906	269	355	27	151
27.....	310	85	219	1373	1095	448	486	76	35
28.....	397	70	162	1091	804	403	154	55	57

Ward.	Tinsman.	Fish.	Johnson.	O'Connor.	Maher.	Zoline.	Coburn.	Benton.	Leman.
29.....	682	229	243	1133	1410	352	525	47	3
30.....	184	59	70	2300	1044	372	538	16	23
31.....	741	108	474	1689	884	281	439	39	107
32.....	1019	121	239	923	910	412	307	29	146
33.....	867	133	496	718	637	149	295	38	99
34.....	393	124	166	1119	1524	760	657	47	21
35.....	440	155	267	1758	1385	372	601	60	51
Cicero.....	109	52	66	52	27	14	33	16	10

Total.....17144 3895 6785 38635 33450 11898 10758 1141 2776
Towns.....1360 333 350 744 342 163 281 100 237

Gd. t'l.18504 4228 7135 39379 33792 12061 11039 1241 3013

VOTE FOR ILLINOIS SUPREME COURT JUDGE.

In 5th judicial district Oct. 20, 1913.

Candidates—Charles C. Craig, democrat; A. H. Shay, progressive; J. D. Puterbaugh, republican; Dan R. Shean, prohibition.

	Dem.	Prog.	Rep.	Proh.
Knox	2763	1336	1577	44
Henry	1454	1835	1133	70
Stark	303	224	495	4
Peoria	3830	1271	5240	102
Marshall	1036	158	645	7
Putnam	266	177	205	3
Bureau	1558	686	1094	32
LaSalle	4970	2656	2114	80
Grundy	507	412	1058	46
Woodford	1034	333	709	27
Total	17721	9088	14270	415

SOCIAL SETTLEMENTS IN CHICAGO.

Abraham Lincoln—Oakwood boulevard and Langley avenue; secretary, James P. Hall.
Archer Road Settlement—239 West 24th street; Charles W. Espey.
Association House—2150 West North avenue; Miss Carrie B. Wilson.
Chicago Commons—North Morgan street and Grand avenue; Graham Taylor.
Chicago Hebrew Institute—West Taylor and Lytle streets; superintendent, Dr. J. Pedott.
Christopher House—1618 Fullerton avenue; Miss Marjorie Howe.
Eli Bates House—621 West Elm street; Mrs. C. Franklin Leavitt.
Emerson—1802 Emerson avenue; Mrs. Rhoda A. Leach.
Esther Falkenstein Settlement House—1915 North Humboldt street; Miss Myrtle Falkenstein.
Fellowship House—831 West 33d place; Mrs. Amelia H. Jerome.
Forward Movement—1356 West Monroe street; Rev. George W. Gray.
Frederick Douglass—3032 Wabash avenue; Mrs. Celia P. Woolley.
Gads Hill—1959 West 20th street; Frank P. Blessing.
Graeme Stewart—Graeme Stewart school; secretary, Winfield W. Dudley.
Halsted Street Institutional Church Settlement—1935 South Halsted street; Rev. J. B. Martin.
St. Mary's—44th street and Union avenue; Mrs. Katherine M. Farren.
South Deering Neighborhood Center—10441 Hoxie avenue; W. C. Miller.
South End—3212 East 91st street; Miss Edna Hundlee.
Union Home—2832 Groveland avenue; Mrs. Hilda N. Johnson-Haskins.
University of Chicago—4630 Gross avenue; Miss Mary E. McDowell.
Wendell Phillips—2009 Walnut street; Birdye H. Hayes.
Henry Booth House—707 West 14th place; T. W. Allison.
Hull House—800 South Halsted street; Miss Jane Addams.
Institutional Church—3825 Dearborn street; Rev. A. J. Carey.
Marcy Center—1335 Newberry avenue; Mrs. Helen G. Wagoner.
Maxwell Settlement—1214 South Clinton street; Miss Ernestine Haller.

Neighborhood House—6710 South May street; Mrs. H. M. Van Der Vaart and Anne E. Nichols.
Northwestern University—Augusta and Noble streets; Miss Harriet E. Vittum.

Oakley—646 North Oakley avenue; Mrs. Josephine Judkins.
Oliver Institute—701 Vedder street; Rev. Norman E. Barr.

CHICAGO MORTALITY STATISTICS.

[From reports of health department.]

POPULATION, DEATHS AND DEATH RATES BY YEARS.

Year.	Population.	Deaths.	Deaths in 1,000 of population.	Year.	Population.	Deaths.	Deaths in 1,000 of population.	Year.	Population.	Deaths.	Deaths in 1,000 of population.
1841.....	10,170	336	33.04	1868.....	252,054	5,984	23.74	1892.....	1,199,730	26,219	21.85
1845.....	12,088	344	28.46	1869.....	280,000	6,488	23.17	1893.....	1,253,022	27,083	21.61
1846.....	14,169	394	27.81	1870.....	306,605	7,323	23.88	1894.....	1,308,682	23,892	18.26
1847.....	16,859	572	33.93	1871.....	324,270	6,976	20.97	1895.....	1,366,813	24,219	17.72
1848.....	20,023	638	31.86	1872.....	367,396	10,156	27.64	1896.....	1,427,527	23,257	16.29
1849.....	23,047	1,701	73.80	1873.....	380,000	9,557	25.15	1897.....	1,490,937	21,809	14.63
1850.....	29,963	1,467	48.96	1874.....	395,408	8,025	20.30	1898.....	1,557,164	22,793	14.64
1851.....	34,000	927	27.26	1875.....	400,500	7,899	19.72	1899.....	1,626,333	25,503	15.68
1852.....	38,734	1,809	46.70	1876.....	407,661	8,573	21.03	1900.....	1,698,575	24,941	14.68
1853.....	59,130	1,325	22.41	1877.....	430,000	8,026	18.67	1901.....	1,751,968	24,406	13.93
1854.....	65,872	4,217	64.02	1878.....	436,731	7,422	16.99	1902.....	1,801,255	26,455	14.69
1855.....	80,023	2,181	27.26	1879.....	491,516	8,614	17.53	1903.....	1,850,542	28,914	15.62
1856.....	84,113	2,086	24.80	1880.....	503,185	10,462	20.79	1904.....	1,899,829	26,311	13.85
1857.....	87,600	2,414	27.56	1881.....	540,000	14,101	26.11	1905.....	1,949,116	27,212	13.96
1858.....	90,000	2,255	25.06	1882.....	560,693	13,294	23.62	1906.....	1,998,403	29,048	14.54
1859.....	93,000	2,008	21.59	1883.....	580,000	11,555	19.92	1907.....	2,047,690	32,198	15.72
1860.....	109,206	2,264	20.73	1884.....	629,885	12,471	19.92	1908.....	2,096,977	30,338	14.49
1861.....	120,000	2,279	18.99	1885.....	665,000	12,474	18.76	1909.....	2,146,264	31,296	14.58
1862.....	138,186	2,835	20.52	1886.....	703,715	13,699	19.47	1910.....	2,196,551	33,241	15.14
1863.....	150,000	3,875	25.83	1887.....	760,000	15,409	20.27	1911.....	2,244,835	32,672	14.55
1864.....	169,353	4,448	26.26	1888.....	802,651	15,772	19.66	1912.....	2,294,120	33,998	14.68
1865.....	178,492	4,029	22.57	1889.....	935,000	16,946	18.12	1913.....	*2,344,018	29,936	13.30
1866.....	200,418	6,524	32.55	1890.....	1,099,850	21,856	19.87				
1867.....	225,000	4,773	21.21	1891.....	1,148,795	27,564	24.16				

NOTE—The population is for midyear. *First ten months.

STATISTICS FOR 1912.

DEATHS BY AGES.

Under 1 year.....	6,709
1 to 5 years.....	3,299
5 to 10 years.....	1,030
10 to 20 years.....	1,292
20 to 30 years.....	2,584
30 to 40 years.....	3,438
40 to 50 years.....	3,891
50 to 60 years.....	4,002
60 to 70 years.....	3,479
70 to 80 years.....	2,662
Over 80 years.....	1,312

BY IMPORTANT CAUSES.

Disease.....	Cases.
Typhoid fever.....	173
Smallpox.....	7
Measles.....	119
Scarlet fever.....	602
Whooping cough.....	140
Diphtheria and croup.....	950
Influenza.....	64
Rabies.....	8
Tetanus.....	28
Pellagra.....	7
Cerebrospinal fever.....	49
Anterior poliomyelitis.....	13
Tuberculosis (all forms).....	3,750
Pneumonia (all forms).....	5,056
Diarrhea and enteritis (under 2 years of age).....	3,073

Congenital debility and malformations..... 1,757
Sunstroke..... 27
All other causes..... 18,179

STATISTICS FOR 1913.

(First ten months.)

DEATHS BY AGES.

Under 1 year.....	6,034
1 to 5 years.....	3,222
5 to 10 years.....	1,050
10 to 20 years.....	1,170
20 to 30 years.....	2,489
30 to 40 years.....	2,840
40 to 50 years.....	3,385
50 to 60 years.....	3,491
60 to 70 years.....	3,018
70 to 80 years.....	2,209
Over 80 years.....	1,027

BY IMPORTANT CAUSES.

Disease.....	Cases.
Typhoid fever.....	175
Smallpox.....	1
Measles.....	282
Scarlet fever.....	852
Whooping cough.....	89
Diphtheria and croup.....	801
Influenza.....	73
Rabies.....	2
Tetanus.....	30
Pellagra.....	3
Tuberculosis (all forms).....	3,272

Pneumonia (all forms).....	4,164
Cerebrospinal fever.....	51
Anterior poliomyelitis.....	3
Diarrheal diseases (under 2 years of age).....	2,918
Congenital defects and accidents.....	1,704
Sunstroke.....	75
Streptococcus sore throat.....	21

CONTAGIOUS DISEASES (1912).

Disease.....	Cases.
Typhoid fever.....	1,051
Smallpox.....	68
Chickenpox.....	2,027
Measles.....	6,784
German measles.....	136
Scarlet fever.....	8,703
Whooping cough.....	2,462
Diphtheria, cases.....	7,288
Diphtheria, carriers.....	722
Cerebrospinal fever.....	49
Anterior poliomyelitis.....	135
Ophthalmia neonatorum.....	21
Streptococcus sore throat.....	15
Erysipelas.....	547
Mumps.....	1,673
Puerperal fever.....	21
Tuberculosis (all forms).....	7,512
Pneumonia.....	1,512
Diarrhea and enteritis.....	28
All others.....	100

THE CHICAGO ACADEMY OF SCIENCES.

In Lincoln park, opposite Center street.

President—Dr. Thomas C. Chamberlin.
Secretary—Dr. Wallace W. Atwood.
Curator—Frank C. Baker.
Trustees—La Verne W. Noyes, president; Charles F. Gunther, Charles A. Heath, Louis E. Laffin, Henry J. Furber, Charles Dickinson, Ira J. Geer, Charles S. Raddin, Henry S. Henschen, F. L. Wik, Frances Dickinson, Carroll H. Sudler, Eugene Garnett, T. C. Chamberlin (ex officio), Timothy J. O'Byrne (ex officio).
The museum is open from 9 a. m. to 5 p. m. on

weekdays and from 1 to 5 p. m. on Sundays. There is no charge for admission. The academy is in co-operation with the public and private schools of the city in the promotion of nature study and scientific courses of instruction. Lecture courses, classroom instruction and laboratory work are given at the academy for the benefit of teachers, children and members. Field excursions are conducted during the fall and spring months and museum material is loaned to the schools.

POPULATION OF ILLINOIS BY COUNTIES.

[From federal census reports.]

Counties.	1820.	1830.	1840.	1850.	1860.	1870.	1880.	1890.	1900.	1910.
Adams		2,186	14,476	26,508	41,323	56,362	59,148	61,188	67,058	64,588
Alexander	626	1,390	3,313	2,484	4,707	10,561	14,809	16,563	19,384	22,741
Bond	2,931	3,124	5,060	6,144	9,815	13,152	14,873	14,550	16,708	17,075
Boone			1,705	7,624	11,678	12,942	11,527	12,203	15,791	15,481
Brown			4,183	7,198	9,938	12,205	13,044	11,951	11,557	10,397
Bureau			3,067	8,941	26,426	34,415	23,189	35,014	41,112	43,975
Calhoun	1,090	1,741	3,231	5,144	6,562	7,471	7,652	8,917	8,610	
Cass			1,023	4,586	11,733	16,705	16,985	18,320	18,963	18,035
Champaign			2,981	7,253	11,325	11,580	14,494	15,963	17,222	17,372
Christian			1,475	2,649	14,629	22,737	40,869	42,159	47,622	51,829
Clark	931	3,940	1,878	3,203	10,492	20,363	28,232	30,531	32,790	34,594
Clay	755	3,228	7,453	9,522	14,987	18,719	21,900	21,899	24,033	23,517
Clinton	2,330	3,718	5,139	5,139	10,941	16,285	18,718	17,411	19,824	22,882
Coles			9,616	9,335	14,203	25,535	27,055	30,093	34,146	34,517
Cook			10,201	43,385	144,954	349,966	607,719	1,191,922	1,838,735	2,405,233
Crawford	2,999	3,117	4,422	7,133	11,561	13,889	16,190	17,283	19,240	26,281
Cumberland				3,718	8,311	12,223	13,762	16,443	16,124	14,281
DeKalb			1,697	7,640	19,086	23,265	26,774	27,066	31,756	33,457
DeWitt			3,247	5,002	10,820	14,768	17,014	17,011	18,927	18,906
Douglas					7,140	13,484	15,857	17,669	19,097	19,591
DuPage			8,535	9,290	14,701	16,685	19,187	22,551	28,196	33,432
Edgar			4,071	8,225	10,692	16,925	21,450	25,504	26,737	23,273
Edwards	3,444	1,649	3,070	3,624	7,454	7,565	8,600	9,444	10,345	10,049
Effingham			1,875	3,799	7,816	15,653	18,924	19,358	20,465	20,055
Fayette			2,704	6,238	8,075	11,189	19,638	23,243	23,367	28,065
Ford						9,103	15,105	17,035	18,259	17,096
Franklin	1,763	4,083	3,682	5,631	9,393	12,652	16,129	17,138	19,675	25,943
Fulton			1,841	13,442	22,508	33,338	38,291	41,249	43,110	46,201
Gallatin	3,155	7,405	10,760	5,418	8,065	11,134	12,862	14,935	15,836	14,628
Greene			7,674	11,951	14,429	16,093	20,277	23,014	23,791	22,363
Grundy				3,023	10,379	14,928	16,738	21,024	24,156	24,162
Hamilton			2,616	3,945	6,362	9,915	13,014	16,712	17,800	20,207
Hancock			483	9,946	14,652	29,061	35,935	35,352	31,907	32,215
Hardin				1,378	2,887	3,769	5,113	6,024	7,234	7,448
Henderson					4,612	9,601	12,582	10,755	9,876	9,724
Henry	41	1,260	3,909	2,909	20,660	35,606	36,609	33,338	40,049	41,736
Iroquois			1,695	4,149	12,235	25,782	35,457	35,167	38,014	35,543
Jackson	1,542	1,828	3,566	5,862	9,589	19,634	22,508	27,809	33,871	35,143
Jasper			1,472	3,220	8,364	11,238	14,615	18,188	20,160	18,157
Jefferson	691	2,555	5,762	8,109	12,965	17,864	20,686	22,590	28,133	29,111
Jersey			4,535	7,354	12,051	15,054	15,546	14,810	14,612	13,954
Jo Daviess			2,111	6,180	18,604	27,325	27,820	27,534	25,101	21,533
Johnson	843	1,596	3,626	4,114	9,342	11,248	13,079	15,013	15,667	14,331
Kane			6,501	16,703	30,062	39,091	44,956	65,061	78,792	91,862
Kankakee					15,412	24,352	24,961	28,732	37,154	40,752
Kendall				7,730	13,074	12,399	13,084	12,106	11,467	10,777
Knox	274	7,060	13,278	28,663	39,522	38,360	38,752	43,612	46,159	
Lake			7,654	14,226	18,257	21,914	21,299	24,235	34,504	65,058
LaSalle			9,348	17,815	48,332	69,792	70,420	80,798	87,776	90,132
Lawrence			3,668	6,121	9,214	12,533	13,633	14,693	16,523	22,661
Lee			2,035	5,292	17,691	27,171	27,494	26,187	29,894	27,750
Livingston			759	1,652	11,637	31,471	38,450	38,455	42,035	40,465
Logan			2,333	5,128	14,272	23,053	25,041	25,489	28,680	30,216
Macon			1,122	3,039	3,988	13,738	26,481	30,671	30,083	44,003
Macoupin			1,990	7,826	12,355	24,602	32,726	37,705	40,380	60,685
Madison	13,550	6,221	14,433	20,441	31,351	44,131	50,141	61,535	64,694	89,847
Marion			2,125	4,752	6,720	12,739	20,622	23,691	24,341	30,446
Marshall			1,849	6,180	13,437	16,536	15,036	13,653	16,376	15,679
Mason				6,021	10,931	16,184	16,244	16,067	17,491	17,377
Massac				4,092	6,213	9,581	10,443	11,314	13,110	14,200
McDonough			5,308	7,616	20,069	26,609	27,984	27,467	28,312	26,897
McHenry			2,578	14,918	22,089	33,762	24,914	26,314	29,759	32,509
McLean			6,565	10,163	28,772	53,388	60,415	63,036	67,843	68,008
Menard			4,431	6,949	9,582	11,735	13,028	13,120	14,396	12,966
Mercer	26	2,352	5,246	6,439	15,042	18,769	19,601	18,545	20,944	19,723
Monroe	1,516	2,000	4,481	6,879	12,832	12,982	13,682	12,948	13,847	13,508
Montgomery			2,953	4,490	6,277	13,979	25,314	28,086	30,003	30,836
Morgan			12,714	19,547	16,064	22,112	28,463	31,519	32,636	34,420
Moultrie				2,234	6,385	10,385	13,705	14,481	15,224	14,630
Ogle			3,479	10,020	22,888	27,492	29,946	28,710	29,129	27,864
Peoria			6,153	17,647	36,601	47,540	55,419	70,378	88,608	100,255
Perry			1,215	3,222	5,278	9,552	13,723	16,008	17,529	22,088
Piatt					1,696	6,127	10,953	15,583	17,062	17,706
Fike			2,396	11,728	18,819	27,249	30,768	33,761	31,000	31,595
Pope	2,610	3,316	4,094	8,975	6,742	11,437	13,256	14,017	13,585	11,215
Pulaski				2,264	3,943	8,752	9,507	11,355	14,554	15,650
Putnam			1,310	2,131	3,924	5,887	6,555	4,730	4,746	7,561
Randolph	3,492	4,429	7,944	11,079	17,205	20,859	25,691	25,049	28,001	29,120
Richland				3,012	9,711	12,863	15,546	15,019	16,391	15,970
Rock Island			2,610	6,938	21,005	29,783	38,314	41,917	55,249	70,404
Saline				5,588	9,331	12,714	15,940	19,342	21,686	30,204
Sangamon			12,960	14,716	19,228	32,274	46,352	52,902	61,195	91,029
Schuyler			2,969	6,972	10,573	14,684	17,419	16,249	16,013	16,129
Scott				6,215	7,914	9,069	10,530	10,745	10,304	10,067
Shelby			2,972	6,659	7,807	14,613	25,476	30,282	31,191	32,126

Counties.	1820.	1830.	1840.	1850.	1860.	1870.	1880.	1890.	1900.	1910.
Stark			1,573	3,710	9,004	10,751	11,209	9,982	10,186	10,098
St. Clair	5,248	7,078	13,631	20,130	37,694	51,068	61,850	66,571	86,685	119,870
Stephenson			2,800	11,667	25,112	30,608	31,970	31,338	34,393	36,321
Tazewell		4,716	7,221	12,052	21,470	27,903	29,679	29,556	33,221	34,027
Union	2,362	3,239	5,524	7,615	11,181	17,518	18,100	21,549	22,610	21,856
Vermilion		5,836	9,303	11,402	19,800	30,388	41,600	49,905	65,635	77,996
Wabash		2,710	4,240	4,690	7,313	8,841	9,945	11,866	12,583	14,913
Warren		308	6,739	8,176	18,336	23,174	22,940	21,281	23,163	23,313
Washington	1,547	1,675	4,810	6,953	13,731	17,599	21,117	19,261	19,526	18,759
Wayne	1,114	2,553	5,123	6,825	12,223	10,758	21,297	23,806	27,626	25,697
White	4,828	6,091	7,919	8,925	12,403	16,346	23,089	25,005	25,396	23,052
Whiteside			2,514	5,361	18,737	27,503	30,888	30,854	34,710	34,507
Will			10,167	16,703	29,389	43,013	53,424	62,007	74,764	84,371
Williamson			2,457	7,216	12,241	17,329	19,326	22,226	27,796	45,098
Winnebago			4,609	11,773	24,491	23,301	30,518	39,938	47,445	63,153
Woodford				4,415	13,282	18,956	21,630	21,429	21,822	20,506

Aggregate 55,162 157,445 476,183 851,470 1,711,951 2,539,831 3,077,871 3,826,351 4,821,550 5,638,591

NOTE—In 1800 and 1810 the territory of Illinois county was 1,103 and of St. Clair 1,255, total 2,358; contained but two organized counties, Randolph in 1810 Randolph 7,275 and St. Clair 5,007, total and St. Clair. In 1800 the population of Randolph 12,282.

COLOR, NATIVITY, PARENT-AGE (1910).		
White	Color.	5,526,962
Negro	Color.	109,049
Indian	Color.	188
Chinese	Color.	2,103
Japanese	Color.	285
Filipino	Color.	3
Hindu	Color.	1
Total native	Nativity.	4,433,277
Total foreign born	Nativity.	1,205,314
Native white	Nativity.	4,324,402
Foreign born white	Nativity.	1,202,560
Native	Parentage.	2,600,555
Foreign	Parentage.	1,232,155
Mixed	Parentage.	491,692

SEX (1910).		
Class.	Male.	Female.
White	2,852,386	2,674,576
Negro	56,909	52,140
Other	2,379	201
Native white	2,178,791	2,145,611
Native par'ge.	1,324,922	1,275,633
For. parentage.	611,275	620,880
Mixed par'tage	242,594	249,098
For'n born white	673,595	628,965
Urban	1,779,839	1,697,090
Rural	1,131,835	1,029,827

STATE OR DIVISION OF BIRTH (1910).	
Illinois	3,406,638

Other states.	
Indiana	1,026,639
Ohio	143,188
New York	122,391
Missouri	92,300
Pennsylvania	85,161
Kentucky	78,116
Wisconsin	74,543
Iowa	67,296
Michigan	57,948
Tennessee	46,419
Kansas	36,939
Virginia	19,008
Massachusetts	17,360
Minnesota	16,280
Nebraska	12,753
New Jersey	12,753
All other*	11,968
Division.	10,434
New England	134,535
Middle Atlantic	37,533
East north central	180,832
West north central	3,785,322
South Atlantic	190,546
East south central	51,057
West south central	125,716
Mountain	18,108
Pacific	7,728
Other*	6,357
United States, state not specified; persons born in outlying possessions or at sea under United States flag, and American citizens born abroad.	29,450

FOREIGN WHITE STOCK BY NATIONALITY (1910).	
Includes all white persons in Illinois of foreign birth or having one or both parents foreign born.	
Country.	Number.
Austria	280,844
Belgium	14,858
Canada—French	23,577
Canada—Other	86,092
Denmark	33,519
England	168,396
Finland	3,182
France	21,757
Germany	1,014,408
Greece	11,178
Holland	32,401
Hungary	52,764
Ireland	330,434
Italy	116,685
Norway	68,439
Romania	5,382
Russia	227,960
Scotland	53,609
Sweden	230,131
Switzerland	21,658
Turkey (Asia)	3,382
Turkey (Europe)	2,572
Wales	11,637
All other.	111,640
Total	2,926,407

POPULATION OF ILLINOIS CITIES (1910).

Color, nativity, sex and other details as to inhabitants of places having a population of 25,000 or more, excepting Chicago, which is treated separately.

AURORA.	
Population	29,807
White	29,511
Negro	293
Chinese	2
Japanese	1
Native white—Native par.	12,232
Foreign or mixed par.	10,577
Foreign-born white	6,702
Male population	15,118
Female population	14,689
Males of voting age	9,711
Naturalized	1,795
First papers	171
Alien	1,150
Illiterate	494
Attending school	4,517
Dwellings	6,235
Families	6,864
BLOOMINGTON.	
Population	25,768
White	24,953

Negro	809
Indian	1
Chinese	5
Native white—Native par.	14,642
Foreign or mixed par.	6,904
Foreign-born white	3,407
Male population	12,321
Female population	13,447
Males of voting age	8,009
Naturalized	1,152
First papers	53
Alien	137
Illiterate	260
Attending school	4,269
Dwellings	6,082
Families	6,455
DANVILLE.	
Population	27,871
White	26,393
Negro	1,465
Indian	1
Chinese	12
Native white—Native par.	19,951
Foreign or mixed par.	4,874
Foreign-born white	1,998
Male population	13,721
Female population	14,150

Males of voting age	8,514
Naturalized	727
First papers	46
Alien	60
Illiterate	544
Attending school	4,983
Dwellings	6,793
Families	7,167
DECATUR.	
Population	31,140
White	30,354
Negro	776
Chinese	7
Japanese	3
Native white—native par.	22,566
Foreign or mixed par.	5,366
Foreign-born white	2,422
Male population	15,443
Female population	15,697
Males of voting age	9,703
Naturalized	694
First papers	53
Alien	270
Illiterate	330
Attending school	5,139
Dwellings	7,131
Families	7,588

EAST ST. LOUIS.

Population	58,547
White	52,646
Negro	5,882
Chinese	19
Native white—Native par.	30,447
Foreign or mixed par.	12,799
Foreign-born white	9,400
Male population	32,363
Female population	26,184
Males of voting age	21,005
Naturalized	1,374
First papers	613
Alien	2,701
Illiterate	2,614
Attending school	8,519
Dwellings	11,623
Families	12,888

ELGIN.

Population	25,976
White	25,794
Negro	171
Chinese	10
Japanese	1
Native white—Native par.	10,346
Foreign or mixed par.	9,787
Foreign-born white	12,290
Male population	13,686
Female population	12,290
Males of voting age	7,910
Naturalized	1,608
First papers	127
Alien	280
Illiterate	615
Attending school	4,274
Dwellings	5,383
Families	6,024

JOLIET.

Population	34,670
White	34,161
Negro	497
Chinese	12
Native white—Native par.	9,753
Foreign or mixed par.	13,967

Foreign-born white	10,441
Male population	18,417
Female population	16,253
Males of voting age	11,477
Naturalized	2,483
First papers	28
Alien	2,671
Illiterate	1,619
Attending school	5,863
Dwellings	6,005
Families	7,199

PEORIA.

Population	66,350
White	65,361
Negro	1,569
Indian	1
Chinese	17
Japanese	1
Native white—Native par.	36,615
Foreign or mixed par.	19,936
Foreign-born white	8,310
Male population	34,362
Female population	32,588
Males of voting age	23,554
Naturalized	2,598
First papers	191
Alien	1,020
Illiterate	724
Attending school	10,124
Dwellings	14,111
Families	15,225

QUINCY.

Population	36,587
White	34,978
Negro	1,596
Chinese	12
Japanese	1
Native white—Native par.	19,103
Foreign or mixed par.	12,234
Foreign-born white	3,244
Male population	17,879
Female population	18,708
Males of voting age	11,388
Naturalized	1,342

First papers	21
Alien	51
Illiterate	552
Attending school	5,729
Dwellings	7,685
Families	8,792

ROCKFORD.

Population	45,401
White	45,196
Negro	197
Chinese	7
Japanese	1
Native white—Native par.	15,395
Foreign or mixed par.	15,973
Foreign-born white	13,828
Male population	23,302
Female population	22,099
Males of voting age	15,014
Naturalized	4,094
First papers	625
Alien	1,822
Illiterate	761
Attending school	7,020
Dwellings	8,802
Families	10,437

SPRINGFIELD.

Population	51,678
White	48,699
Negro	2,961
Indian	7
Chinese	11
Native white—Native par.	27,944
Foreign or mixed par.	13,865
Foreign-born white	6,900
Male population	25,488
Female population	26,190
Males of voting age	16,090
Naturalized	1,940
First papers	242
Alien	454
Illiterate	1,981
Attending school	8,064
Dwellings	11,214
Families	11,905

NOTE—In the above tables those who are persons 10 years of age or over. The figures for school attendance include persons 6 to 20 years inclusive.

POPULATION OF CHICAGO.

Federal census, 1910	2,185,283
School census estimate, 1912	2,381,700
City directory, estimate, 1913	2,388,500

	Year.	South.	West.	North.	Total.
Oct., 1874	1	96,771	220,874	77,763	395,408
Oct., 1876	1	104,768	222,545	80,348	407,661
Oct., 1878	1	111,116	237,606	88,009	436,731
June, 1880	1	122,032	269,971	99,513	491,516
June, 1882	1	135,648	312,687	112,258	560,593
May, 1884	1	149,564	351,931	128,490	629,985
May, 1886	1	172,379	392,905	138,533	703,817
May, 1888	1	194,164	454,267	154,220	802,651
May, 1890	1	413,922	558,983	238,764	1,208,669
May, 1892	1	515,736	645,428	279,846	1,438,010
May, 1894	1	562,980	696,535	307,212	1,567,727
Apr., 1896	1	585,298	734,245	286,870	1,600,413
May, 1898	1	680,527	844,244	326,817	1,851,588
May, 1900	1	725,691	938,883	343,121	2,007,695
July, 1904	1	652,093	764,621	297,430	1,714,144
May, 1908	1	724,018	872,056	327,986	1,924,060
Apr., 1910†	1	813,406	1,003,261	372,853	2,189,520

POPULATION BY CENSUS YEARS.

1840	4,479	1880	503,298
1850	28,269	1890	1,099,850
1860	109,206	1900	1,698,575
1870	298,977	1910	2,185,283

POPULATION BY DIVISIONS.
[School census reports.]

Year.	South.	West.	North.	Total.
Dec., 1853	26,592	14,679	17,859	50,130
Aug., 1856	30,339	28,250	25,524	84,113
Oct., 1862	45,470	57,193	53,525	138,186
Oct., 1864	56,955	73,475	38,323	169,353
Oct., 1866	58,755	90,739	50,924	200,418
Oct., 1868	71,073	118,435	62,546	252,054
Aug., 1870	87,461	149,780	70,354	306,605
Oct., 1872	88,946	214,344	64,556	367,396

*Exclusive of 16,222 unclassified. †United States census.
NOTE—No census of adults was taken by the school board enumerators in 1906, 1910 or 1912.

FOREIGN NATIONALITIES (1910).

[From federal census report.]

The following table includes all white persons in Chicago in 1910 of foreign birth or parentage classified by nationalities:

Country.	Total.	*Per cent.	Country.	Total.	*Per cent.	Country.	Total.	*Per cent.
Austria	227,958	13.5	Greece	7,454	0.4	Sweden	116,740	6.9
Belgium	3,931	0.2	Holland	20,456	1.2	Switzerland	7,192	0.4
Canada, French	12,873	0.8	Hungary	37,990	2.2	Turkey (Asia)	1,486	0.1
Canada, other	53,580	3.2	Ireland	204,821	12.1	Turkey (Europe)	758	0.3
Denmark	20,772	1.2	Italy	74,943	4.4	Wales	4,686	0.3
England	63,054	3.7	Norway	47,235	2.8	All other	165,531	3.9
Finland	1,569	0.1	Roumania	4,322	0.3			
France	7,138	0.4	Russia	184,757	10.3			
Germany	501,832	29.6	Scotland	22,840	1.3			

*Of white population of foreign birth or parentage. †Native whites whose parents were born in different foreign countries. ‡Less than one-tenth of 1 per cent.

NATIVITY AND PARENTAGE.

Country.	Foreign born.	Native.		Country.	Foreign born.	Native.	
		*Parents foreign.	†One parent foreign.			*Parents foreign.	†One parent foreign.
Austria	132,059	85,208	10,691	Roumania	3,344	931	17
Belgium	2,665	904	362	Russia	121,786	58,417	4,554
Canada, French	4,633	4,507	3,733	Scotland	10,303	6,279	6,238
Canada, other	26,313	7,202	20,065	Sweden	63,035	46,321	7,384
Denmark	11,484	7,020	2,278	Switzerland	3,493	2,033	1,666
England	27,890	14,860	20,304	Turkey (Asia)	1,175	284	27
Finland	1,191	339	39	Turkey (Europe)	711	36	11
France	3,030	1,845	2,263	Wales	1,813	1,467	1,401
Germany	182,281	244,185	75,366	All other	3,554	160,889	1,088
Greece	6,564	697	193	Total	781,217	705,019	207,682
Holland	9,632	8,070	2,754	*Both parents born in same foreign country. †One parent foreign born, the other native born. ‡Parents born in different foreign countries.			
Hungary	28,938	8,286	766				
Ireland	65,963	99,346	39,512				
Italy	45,169	27,737	2,037				
Norway	24,186	18,156	4,893				

COLOR AND NATIVITY.

White	2,139,057
Negro	44,103
Black	25,760
Mulatto	18,343
Indian	108
Chinese	1,778
Japanese	233
All other	4
Native white—	
Native parentage	445,139
Foreign or mixed par.	912,701
Foreign-born white	781,217

SEX.

Total—Male	1,125,764
Female	1,059,519
White—Male	1,101,110
Female	1,037,947
Negro—Male	22,685
Female	21,418

MALES OF VOTING AGE.

Total number	700,590
Native white—Native par.	125,703
Native white—For. par.	175,307
Foreign-born white	379,850
Negro	17,845
Chinese, etc.	1,795

CITIZENSHIP.

FOREIGN-BORN WHITE.

Naturalized	190,693
First papers	31,585
Alien	124,553
Unknown	33,019

ILLITERACY.

ILLITERATE MALES OF VOTING AGE.

Total number	35,366
Per cent.	5.1
Native white	717
Foreign-born white	24,145

Negro

PERSONS 10 YEARS OLD AND OVER.	546
Total number	1,770,222
Number illiterate	79,911
PERSONS 10 TO 20 YEARS, INCLUSIVE.	
Total number	443,008
Number illiterate	6,541

SCHOOL AGE AND ATTENDANCE.

Number 6 to 20 years old	594,012
Attending school	349,037
Per cent at school	58.8
Number 6 to 14 years old	336,808
Attending school	296,766
Per cent at school	88.1

DWELLINGS AND FAMILIES.

Dwellings	246,741
Families	473,141

POPULATION OF COOK COUNTY (1910).

BY TOWNSHIPS.		BY CITIES AND VILLAGES.	
Barrington	1,953	Arlington Hgts.	1,943
Berwyn	5,841	Barrington	1,144
Bloom	18,339	Bartlett	408
Bremen	1,898	Bellwood	943
Calumet	8,881	Berwyn	5,841
Cicero	14,557	Blue Island	8,043
Elk Grove	1,302	Brookfield	2,186
Frankston	690	Burnham	328
Hanover	1,649	Chicago	2,185,283
Lemont	4,296	Chicago Heights	14,525
Leyden	2,813	Cicero	14,557
Lyons	11,289	Des Plaines	2,348
Malne	7,193	Dolton	1,869
New Trier	12,532	Edison Park	543
Niles	4,203	Elgin†	25,976
Northfield	2,675	Evanston‡	24,978
Norwood Park	5,251	Evergreen Park	424
Oak Park	19,444	Forest Park	6,594
Orland	1,230	Franklin Park	683
Palatine	2,147	Glen View	652
Palos	1,405	Glencoe	1,899
Proviso	26,921	Greenwood	581
Rich	1,301	Glen Point	1,008
Ridgeville	24,978	Harvey	7,227
Riverside	1,980	Hillside	328
Schaumburg	954	Hodgkins	480
		Homerwood	713
		Kenilworth	441
		LaGrange	5,282
		LaGrange Park	1,131
		Lansing	1,060
		Lemont	2,284
		Lyons	1,483
		Matteson	461
		Maywood	8,033
		Melrose Park	4,806
		Morgan Park	3,694
		Morton Grove	836
		Mt. Greenwood	276
		Niles	569
		Niles Center	568
		Oak Lawn	287
		Oak Park	19,444
		Orland Park	369
		Palatine	1,144
		Park Ridge	2,009
		Phoenix	679
		Posen	343
		Riverdale	917
		River Forest	2,456
		River Grove	418
		Riverside	1,702
		Riverview	312
		Shermerville	441
		S. Chi. Heights	552
		South Holland	1,065
		Spring Forest	334
		Steger†	2,161
		Summit	949
		Tessville	359
		Thornton	1,030
		Tinley Park	309
		West Hammond	4,948
		Western Springs	905
		Wheeling	260
		Winnetta	4,943
		Winnetka	3,168
		*Partly in Lake county.	
		†Partly in Kane county.	
		‡Partly in Will county.	
		§Population in 1912, 26,253.	

FOREIGN-BORN WHITE.

Born in—	
Austria	138,513
Belgium	2,761
Canada, French	5,027
Canada, other	28,714
Denmark	12,223
England	31,257
France	3,279
Germany	203,315
Greece	6,947
Holland	11,414

FOREIGN NATIONALITIES.

Austria	30,091
Ireland	68,688
Italy	49,747
Norway	25,731
Roumania	3,383
Russia	128,369
Scotland	11,415
Sweden	68,775
Switzerland	3,829
Turkey	1,972
Wales	1,965
Other countries	5,236

NATIVE WHITE—BOTH PARENTS FOREIGN.

Parents born in—	
Austria	89,036
Canada, French	4,900
Canada, other	7,970
Denmark	7,464
England	17,022
France	1,999
Germany	275,178
Holland	10,047
Negro	18,694

Chinese, Japanese, etc....	1,862
Hungary.....	8,563
Ireland.....	102,884
Italy.....	30,101
Norway.....	19,073
Russia.....	61,125
Scotland.....	7,006
Sweden.....	50,281
Switzerland.....	2,235
All others.....	71,256

COLOR AND NATIVITY.

White.....	2,356,379
Negro.....	46,627
Black.....	27,511
Mulatto.....	19,116
Chinese, Japanese, etc....	2,227
Native white—	
Native parentage.....	515,223
Foreign or mixed par.....	998,505
Foreign-born white.....	842,651

SEX.

Total—Male.....	1,239,892
Female.....	1,165,341
White—Male.....	1,213,922
Female.....	1,142,457
Negro—Male.....	23,915
Female.....	22,712

MALES OF VOTING AGE.

Total number.....	767,537
Native white—Native par.....	142,182
Native white—For. par.....	193,479
Foreign-born white.....	411,340

CITIZENSHIP.

FOREIGN-BORN WHITE.

Naturalized.....	207,262
First papers.....	33,281
Alien.....	133,330
Unknown.....	37,447

ILLITERACY.

ILLITERATE MALES OF VOTING AGE.	
Total number.....	40,045
Per cent.....	5.2
Native white.....	891
Foreign-born white.....	38,324
Negro.....	586
PERSONS 10 TO 20 YEARS, INCLUSIVE.	
Total number.....	489,073
Number illiterate.....	7,164
Per cent illiterate.....	1.5

SCHOOL AGE AND ATTENDANCE.

Number 6 to 20 years old.....	657,732
Attending school.....	389,321
Per cent at school.....	59.2
Number 6 to 14 years old.....	375,840
Attending school.....	330,229
Per cent at school.....	87.9

FARMS AND FARM PROPERTY IN ILLINOIS.

[From census bureau report.]

SUMMARY FOR STATE.

	1910.	1900.
Population.....	5,638,591	4,821,550
Number farms.....	251,872	264,151
Average acres per farm.....	129.1	124.2
Average value per acre.....	\$95.02	\$64.17
Value land.....	3,090,411,148	1,514,113,970
Value buildings.....	432,381,422	251,467,580
Value machinery.....	73,724,074	44,977,310
Value stock.....	308,804,431	193,758,037

Total value property.... 3,995,321,075 2,004,316,897
The average value of an Illinois farm, including its equipment, rose from \$7,588 in 1900 to \$15,505 in 1910. The counties showing the highest average value of farm land per acre—\$125 and over—were Cook, Iroquois, Vermilion, Edgar, LaSalle, Livingston, Ford, Champaign, Douglas, Coles, Woodford, McLean, Dewitt, Piatt, Macon, Moultrie, Tazewell, Logan and Sangamon. The next highest—\$100 to \$125 per acre—were De Kalb, Lee, Kendall, Will, Kankakee, Grundy, Bureau, Henry, Rock Island, Mercer, Warren, Knox, Stark, Peoria, McDonough, Marshall, Putnam, Morgan and Christian.

Of the farms in Illinois in 1910, 58.6 per cent were operated by owners and managers and 41.4 by tenants. Of the farms 60.8 per cent were free from mortgages and 39.2 were mortgaged.

DOMESTIC ANIMALS ON ILLINOIS FARMS.

	Number.	Value.
Cattle.....	2,440,577	\$73,454,745
Horses.....	1,452,887	163,363,400
Mules.....	147,833	18,140,335
Asses and burros.....	2,863	568,194
Swine.....	4,686,362	36,210,179
Sheep.....	1,059,846	4,843,736
Goats.....	12,485	38,564

POULTRY.

Chickens.....	21,409,835	\$11,696,650
Turkeys.....	20,563,850	10,941,491
Ducks.....	189,411	374,544
Geese.....	201,350	109,124
Guinea fowls.....	84,057	25,547
Pigeons.....	144,268	27,445

DAIRY PRODUCTS (1909).

	Amounts.	Value.
Milk, gallons.....	320,240,399	
Butter, made, pounds.....	46,609,992	\$10,493,217
Cheese, made, pounds.....	81,913	8,396
Milk sold, gallons.....	158,031,333	18,314,172
Cream sold, gallons.....	2,104,352	1,515,676
Butter fat sold, pounds.....	4,637,745	1,210,748
Butter sold, pounds.....	24,442,251	5,674,830
Cheese sold, pounds.....	54,502	5,423

SMALL FRUITS (1909).

	Quarts.	Value.
Strawberries.....	8,031,824	\$613,917
Blackberries.....	2,915,473	237,053
Raspberries.....	1,834,337	191,401
Currants.....	265,858	21,863
Gooseberries.....	541,498	44,238
Cranberries.....	13,418	1,243
Other berries.....	268	22

Total..... 13,602,676 1,109,747

ORCHARD FRUITS (1909).

	Amount.	Value.
Apples, bushels.....	3,093,321	\$2,111,866
Peaches, nectarines, bushels.....	1,222,570	999,516
Pears, bushels.....	249,365	202,965
Plums, prunes, bushels.....	78,566	80,384
Cherries, bushels.....	287,376	453,474
Apricots, bushels.....	1,250	1,457
Quinces, bushels.....	6,723	8,037
Mulberries, bushels.....	40	44
Total.....	4,939,211	3,857,743
Grapes, pounds.....	16,582,785	426,468

NUTS (1909)

	Pounds.	Value.
Walnuts, English, Persian.....	3,497	\$331
Pecans.....	107,069	10,301
Black walnuts.....	530,730	7,411
Butternuts.....	3,515	76
Chestnuts.....	4,833	321
Hickory nuts.....	60,124	1,954
Total.....	714,478	20,550

Note—Total includes almonds, hazelnuts, Japanese walnuts and other nuts.

SUGAR CROPS (1909).

	Amount.	Value.
Maple sugar made, pounds.....	5,366	\$1,113
Maple sirup made, gallons.....	18,492	22,389
Sugar beets produced, tons.....	14,981	77,732
Sorghum cane ground, tons.....	90,287	
Sorghum cane sold, tons.....	240	360
Sorghum sirup made, gallons.....	977,238	490,569

VALUE OF CROPS BY COUNTIES (1909).

[From report of bureau of the census.]

	County.	All crops.*	Vege- tables.	Fruits & nuts.
Adams.....		\$5,102,564	\$3,788,357	\$279,733
Alexander.....		619,027	425,471	30,479
Bond.....		1,567,839	1,141,581	76,819
Boone.....		1,759,344	1,222,271	84,874
Brown.....		1,578,005	1,228,566	52,550
Bureau.....		7,165,497	6,008,965	175,702
Calhoun.....		1,016,754	724,427	49,424
Carroll.....		2,796,898	1,990,327	111,305
Cass.....		2,574,318	2,330,705	73,540
Champaign.....		9,991,658	9,194,789	178,107
Christian.....		5,463,041	4,722,435	122,928
Clark.....		1,863,009	1,203,773	102,112
Clay.....		1,652,385	1,093,024	97,123
Clinton.....		2,488,129	2,117,627	83,965
Coles.....		4,463,738	3,279,962	112,437
Cook.....		8,941,336	2,166,113	2,843,926
Crawford.....		1,624,673	1,168,718	98,734
Cumberland.....		1,371,639	714,715	60,937
DeKalb.....		5,457,231	4,436,283	113,801
DeWitt.....		3,698,330	3,378,497	70,375
Douglas.....		4,200,444	3,745,992	68,680
DuPage.....		2,170,616	1,273,117	99,547
Edgar.....		5,315,601	4,839,637	17,434
Edwardsville.....		1,107,364	814,623	43,082
Efingham.....		1,724,101	1,211,587	86,720
Fayette.....		2,724,967	2,013,765	143,616

County.	All crops.*	Cereals.	Vege- tables.	Fruits & nuts.	County.	All crops.*	Cereals.	Vege- tables.	Fruits & nuts.
Ford	5,272,957	4,901,850	86,821	21,181	Montgomery	4,144,905	3,286,261	128,309	71,585
Franklin	1,301,461	829,940	147,219	25,843	Morgan	4,695,526	4,161,828	130,393	58,209
Fulton	5,650,830	4,522,392	159,737	140,832	Moultrie	2,788,818	2,319,852	65,084	27,615
Gallatin	1,550,741	1,313,895	67,191	21,817	Ogle	5,327,453	4,269,777	208,969	24,825
Greene	3,206,145	2,587,907	109,820	117,998	Peoria	4,480,392	3,422,386	192,361	106,637
Grundy	3,774,569	3,488,722	53,351	5,328	Perry	1,200,385	828,577	102,332	25,843
Hamilton	1,359,838	884,692	97,230	37,120	Platt	4,366,082	3,976,758	68,442	26,588
Hancock	4,926,365	3,823,112	139,810	129,835	Pike	4,569,131	3,576,055	135,527	125,374
Hardin	471,829	316,658	31,274	24,166	Pope	912,613	577,756	74,677	41,765
Henderson	2,124,501	1,815,909	43,473	30,646	Pulaski	1,076,587	562,224	145,882	186,116
Henry	6,238,444	5,096,109	140,053	58,202	Putnam	1,068,398	917,319	32,319	10,870
Indiana	10,607,811	9,795,841	211,061	68,135	Randolph	2,433,694	1,899,959	118,380	34,770
Irroquois	2,185,086	1,488,649	240,313	79,747	Richland	1,406,436	804,303	82,976	60,862
Jasper	1,801,961	1,076,740	112,717	36,740	Rock Island	2,447,691	1,628,115	186,690	80,548
Jefferson	1,807,737	1,175,155	132,047	40,245	St. Clair	4,761,122	3,488,491	689,389	67,776
Jersey	2,009,284	1,656,781	76,391	28,752	Salline	1,363,656	890,071	97,821	56,134
Jo Davless	2,764,066	1,680,056	137,798	23,075	Sangamon	7,458,942	6,419,931	232,361	104,982
Johnson	1,129,554	653,627	95,187	84,922	Schuyler	2,579,011	2,092,579	82,464	40,602
Kane	3,928,086	2,682,250	165,871	33,485	Scott	1,782,674	1,560,993	51,891	29,090
Kankakee	5,032,515	4,298,265	156,379	27,667	Shelby	4,380,769	3,325,398	126,042	64,454
Kendall	2,723,457	2,407,369	42,626	8,210	Stark	2,417,177	2,092,760	43,401	22,472
Knox	5,146,135	4,190,537	128,341	86,448	Stephenson	3,643,588	2,547,340	186,061	28,014
LaSalle	10,222,235	9,044,498	247,674	44,469	Tazewell	5,673,005	4,827,583	128,610	110,540
Lake	2,392,597	1,122,242	170,335	35,256	Union	2,017,813	865,030	480,294	279,967
Lawrence	1,701,015	1,360,872	89,416	13,393	Vermilion	7,416,946	6,551,752	254,085	90,875
Lee	5,378,794	4,397,607	158,355	30,531	Wabash	1,399,965	1,181,333	43,209	8,884
Livingston	11,377,297	10,678,861	165,435	48,032	Warren	4,239,718	3,636,464	73,653	44,899
Logan	6,411,272	5,842,373	125,140	66,521	Washington	2,326,226	1,981,154	89,601	28,652
McDonough	4,385,419	3,780,900	94,821	75,673	Wayne	2,414,287	1,415,708	160,943	48,825
McHenry	3,432,771	2,290,112	182,459	22,458	White	2,627,360	2,182,817	135,996	96,242
McLean	12,811,506	11,480,655	270,661	121,062	Whiteside	4,616,745	3,559,012	243,761	38,465
Macon	5,986,350	5,341,738	155,624	86,968	Will	6,426,239	5,273,693	207,014	39,147
Macoupin	4,866,432	3,938,451	144,805	55,639	Williamson	1,317,585	779,964	143,232	71,138
Madison	4,857,437	4,817,917	514,136	61,912	Winnebago	3,107,191	2,026,776	182,443	35,497
Marion	1,946,301	1,296,329	132,955	68,797	Woodford	4,525,319	4,030,029	128,338	54,470
Marshall	3,987,730	2,748,028	52,578	22,172					
Mason	3,586,196	3,267,410	55,527	39,423					
Massac	903,054	579,453	67,750	50,052					
Menard	2,555,316	2,271,139	51,827	43,842					
Mercer	3,525,524	2,844,867	76,393	36,944					
Monroe	2,072,504	1,692,413	155,923	18,432					

Total 372,270,470 297,523,098 16,300,654 5,414,594

*The total of all crops includes grains and seeds other than cereals, hay and forage and miscellaneous crops.

FACTS ABOUT ILLINOIS COUNTIES.

Date of organization, area in square miles and origin of names.

Adams—Jan. 13, 1825—830—John Quincy Adams.	Jackson—Jan. 10, 1816—580—Andrew Jackson.
Alexander—March 4, 1819—220—Wm. M. Alexander.	Jasper—Feb. 15, 1831—484—Sergt. Wm. Jasper.
Bond—Jan. 4, 1817—380—Gov. Shadrach Bond.	Jefferson—March 26, 1819—466—Thomas Jefferson.
Boone—March 4, 1837—288—Daniel Boone.	Jersey—Feb. 28, 1839—360—New Jersey.
Brown—Feb. 1, 1839—306—Gen. Jacob Brown.	Jo Davless—Feb. 28, 1837—650—Col. Jo Davless of Kentucky.
Bureau—Feb. 28, 1837—846—Pierre de Buero (Indian trader).	Johnson—Sept. 14, 1812—340—Col. Richard M. Johnson.
Calhoun—Jan. 10, 1825—251—John C. Calhoun.	Kane—Jan. 16, 1836—540—Senator Elias K. Kane.
Carroll—Feb. 22, 1839—450—Charles Carroll of Carrollton.	Kankakee—Feb. 11, 1853—692—Indian name.
Cass—March 3, 1837—460—Gen. Lewis Cass.	Kendall—Feb. 19, 1841—321—Amos Kendall (post-master-general).
Champaign—Feb. 20, 1833—1,008—County in Ohio.	Knox—Jan. 13, 1825—720—Gen. Henry Knox.
Christian—Feb. 15, 1839—702—County in Kentucky.	Lake—March 1, 1839—463—Lake Michigan.
Clark—March 22, 1819—513—George Rogers Clark.	LaSalle—Jan. 15, 1831—1,152—Explorer LaSalle.
Clay—Dec. 23, 1824—466—Henry Clay.	Lawrence—Jan. 16, 1821—362—Com. Jas. Lawrence.
Clinton—Dec. 27, 1824—487—DeWitt Clinton.	Lee—Feb. 27, 1839—728—Richard Henry Lee.
Coles—Dec. 25, 1830—520—Gov. Edward Coles.	Livingston—Feb. 27, 1837—1,026—Edward Livingston.
Cook—Jan. 15, 1831—933—Daniel P. Cook.	Logan—Feb. 15, 1839—620—Dr. John Logan.
Crawford—Dec. 31, 1816—470—Wm. H. Crawford of Georgia.	Macon—Jan. 19, 1829—580—Nathaniel Macon of North Carolina.
Cumberland—March 2, 1843—350—Cumberland road.	Macoupin—Jan. 17, 1829—864—Indian name.
DeKalb—March 4, 1837—650—Baron DeKalb.	Madison—Sept. 14, 1812—740—James Madison.
DeWitt—March 1, 1839—440—DeWitt Clinton.	Marion—Jan. 24, 1823—576—Gen. Francis Marion.
Douglas—Feb. 8, 1859—410—Stephen A. Douglas.	Marshall—Jan. 19, 1839—550—John Marshall.
DuPage—Feb. 9, 1839—317—DuPage river.	Mason—Jan. 20, 1841—518—County in Kentucky.
Edgar—Jan. 3, 1823—640—John Edgar (merchant).	Massac—Feb. 8, 1843—240—Fort Massac.
Edwards—Nov. 23, 1814—220—Gov. Ninlan Edwards.	McDonough—Jan. 25, 1826—576—Gen. Thomas McDonough.
Effingham—Feb. 15, 1821—486—Gov. Edw. Effingham.	McHenry—Jan. 16, 1836—609—Gen. Wm. McHenry.
Fayette—Feb. 14, 1821—720—Marquis de Lafayette.	McLean—Dec. 25, 1830—1,161—John McLean (congressman).
Ford—Feb. 17, 1859—580—Gov. Thomas Ford.	Menard—Feb. 15, 1839—311—Lieut.-Gov. Pierre Menard.
Franklin—Jan. 2, 1818—430—Benjamin Franklin.	Mercer—Jan. 13, 1825—550—Gen. Hugh Mercer.
Fulton—Jan. 28, 1823—864—Robert Fulton.	Monroe—Jan. 6, 1816—380—James Monroe.
Gallatin—Sept. 14, 1812—340—Albert Gallatin.	Montgomery—Feb. 12, 1821—740—Gen. R. Montgomery.
Greene—Jan. 20, 1821—540—Gen. Nathaniel Greene.	Morgan—Jan. 31, 1823—563—Gen. Daniel Morgan.
Grundy—Feb. 17, 1841—432—Felix Grundy of Tennessee.	Moultrie—Feb. 16, 1843—340—Gen. Wm. Moultrie.
Hamilton—Feb. 8, 1821—440—Alexander Hamilton.	Ogle—Jan. 16, 1836—772—Lieut. Joseph Ogle.
Hancock—Jan. 13, 1825—780—John Hancock.	Peoria—Jan. 13, 1825—630—Indian name.
Hardin—March 2, 1841—380—Hendonson river.	
Henderson—Jan. 30, 1841—380—Hendonson river.	
Henry—Jan. 13, 1825—825—Patrick Henry.	
Irroquois—Feb. 26, 1833—1,100—Indian name.	

Perry—Jan. 29, 1827—432—Com. Oliver H. Perry.
 Piatt—Jan. 27, 1841—440—Benj. Piatt (atty.-gen.).
 Pike—Jan. 31, 1821—756—Zebulon M. Pike.
 Pope—Jan. 10, 1816—360—Nathaniel Pope.
 Pulaski—March 3, 1842—190—Count Casimir Pulaski.
 Putnam—Jan. 13, 1825—170—Gen. Israel Putnam.
 Randolph—Oct. 5, 1795—560—Edmund Randolph.
 Rockland—Feb. 24, 1841—380—County in Ohio.
 Rich Island—Feb. 9, 1839—420—Island same name.
 Saline—Feb. 25, 1847—396—Saline creek.
 Sangamon—Jan. 30, 1821—875—Indian name.
 Schuyler—Jan. 13, 1825—414—Gen. Philip Schuyler.
 Scott—Feb. 16, 1839—252—County in Kentucky.
 Shelby—Jan. 23, 1827—760—Gov. Isaac Shelby.
 Stark—May 2, 1839—290—Gen. John Stark.
 St. Clair—April 27, 1790—Gen. Arthur St. Clair.
 Stephenson—March 4, 1837—573—Col. Benj. Stephenson.

Tazewell—Jan. 31, 1827—650—Gov. L. W. Tazewell.
 Union—Jan. 2, 1818—400—Union of states.
 Vermilion—Jan. 18, 1826—882—Vermilion river.
 Wabash—Dec. 27, 1824—220—Indian name.
 Warren—Jan. 12, 1825—540—Gen. Joseph Warren.
 Washington—Jan. 2, 1818—557—George Washington.
 Wayne—March 26, 1819—720—Gen. Anthony Wayne.
 White—Dec. 9, 1815—500—Capt. Leonard White.
 Whiteside—Jan. 16, 1836—676—Col. Sam Whiteside.
 Will—Jan. 12, 1836—850—Conrad Will.
 Williamson—Feb. 28, 1839—440—County in Tennessee.
 Winebag—Jan. 16, 1836—540—Indian name.
 Woodford—Feb. 27, 1841—556—County in Kentucky.
 *Lawyer and first attorney-general of Illinois.
 †Father of Gen. John A. Logan. ‡Member of constitutional convention of 1813.

CHICAGO OUTER HARBOR PLANS.

Four outer harbor sites along Chicago's lake front were established by the city council Nov. 20, 1911. The ordinances provided for the following districts:

- No. 1—From the mouth of the Chicago river north to Chicago avenue and extending one mile into Lake Michigan.
- No. 2—From the mouth of the Chicago river south to Randolph street and extending one mile into the lake.
- No. 3—From the south end of Grant park south to 31st street and extending one mile into the lake.
- No. 4—All of the Calumet river within the city and all of Lake Calumet.

Feb. 7, 1912, the harbor and subway commission submitted to the council committed on harbors, wharves and bridges preliminary plans and drawings for the initial development of "outer harbor district No. 1." In this report the commission stated that it had proceeded on the theory that joint and parallel action by the federal government would be taken to protect the initial piers recommended by the construction of an adequate outer breakwater. The plan proposed by the commission provided for the construction of five piers extending eastward from the shore line between the mouth of the Chicago river and Chicago avenue, with a uniform length for four piers of 2,500 feet and one pier of 3,000 feet. The detailed plans were for the construction of two piers only—one for freight and one for passenger purposes. The water slips between the piers were to be 300 feet wide. The piers were to be 292 feet wide with an eighty foot roadway in the center. The outer 645 feet of the passenger pier, which was to be 3,000 feet long, was to be reserved for boats with an exclusively passenger traffic. Part of the pier was to be used for recreation purposes. The estimated cost of these two piers was \$4,400,000. The plan made provision for adequate street car service.

At the election of April 3, 1912, a proposition to issue \$5,000,000 in bonds for harbor construction was approved by popular vote. Congress in the river and harbor appropriation act, approved July 25, included the following paragraph:

"Improving harbor at Chicago, Ill., by the construction of a breakwater to form an outer harbor, in accordance with the report submitted in house

document numbered 710, 62d congress, second session, \$350,000: Provided, that the work hereby contemplated shall not be commenced until assurances satisfactory to the secretary of war shall have been received that the work contemplated by the city of Chicago as a part of said improvement will be actually undertaken and completed by said city."

With plans prepared, the consent of the government secured and financial means provided, it seemed as if an actual beginning would be made in the construction of an outer harbor, but July 25 it was announced by Mayor Harrison and Corporation Counsel Sexton that the legislative act known as the O'Connor harbor law contained a "joker" in the shape of a provision prohibiting the city from purchasing or acquiring any title to property along the lake shore line where it has been filled in or where riparian or littoral rights are in dispute. Certain property which it was desired to use for harbor purposes is claimed by the Chicago Canal and Dock company, which has leased its holdings to the Pugh Terminal Warehouse company. The Pugh company was willing to treat with the city, but the corporation counsel held that the provision referred to would have to be eliminated from the act by legislative action before anything further could be done. The subway and harbor commission also sent the city authorities the following statement:

"The commission respectfully submits that in view of legal entanglements in the matter of shore titles it is inadvisable to proceed with actual construction work until the method of quieting titles along the shore line has assumed a more definite form."

The work of harbor construction was therefore halted to await further legislative action. The harbor law was re-enacted by the legislature in June, 1913, in amended form, and Aug. 21 a deal was closed by the city with the Chicago Canal and Dock company for land along the lake shore between Indiana and Ohio streets on which to construct a recreation pier and wharf. The price paid was \$300,000. Bids on the construction work were opened in December and it was then expected that the building of the pier and wharf would be actively pushed in 1914.

TERMS OF ILLINOIS, COOK COUNTY AND CHICAGO ELECTIVE OFFICIALS.

Office.	Years.	Office.	Years.	Office.	Years.
State—Representatives	2	Treasurer	4	Aldermen	2
Senators	4	Coroner	4	City clerk	2
Governor	4	State's attorney	4	City treasurer	2
Lieutenant-governor	4	Superintendent of schools	4	Municipal court judges	6
Secretary of state	4	County clerk	4	Chief justice Municipal court	6
Treasurer	2	Recorder	4	Clerk Municipal court	6
Auditor	4	County judge	4	Balliff Municipal court	6
Attorney-general	4	Probate judge	4	Sanitary district trustees	6
Supt. public instruction	4	Clerk Probate court	4	President sanitary board	6
University trustees	4	Circuit court judges	6	County officers throughout the state are elected for four years.	
Members board equalization	4	Clerk Circuit court	4	Township officers, such as supervisors, assessors, collectors and town clerks, are elected for one-year terms. Highway commissioners are elected for three years.	
Judges Supreme court	9	Judges Superior court	6		
Clerk Supreme court	6	Clerk Superior court	4		
Appellate court clerks	6	Clerk Criminal court	4		
Cook County—Commissioners	2	Assessors	6		
Pres. county commissioners	2	Members board of review	6		
Sheriff	4	Chicago—Mayor	4		

MANUFACTURES IN ILLINOIS.

[From reports of the bureau of the census.]

SUMMARY FOR 1909 AND 1899.

	1909.	1899.	Capital	1909.	1899.
Establishments	18,026	14,374	\$1,548,171,000	\$732,830,000
Persons in industry	561,044	Salaries	91,449,000	40,549,000
Firm members	17,357	Wages	273,319,000	159,104,000
Salaried employes	77,923	40,964	Cost of materials	1,160,927,000	681,450,000
Wage earners (average)	465,764	332,871	Value of products	1,919,277,000	1,120,868,000
Primary horse power	1,013,071	559,347	Value added	758,350,000	439,418,000

LEADING INDUSTRIES OF ILLINOIS (1909).

(Abbreviations "n. e. s." mean "not elsewhere specified.")

Industry.	Establishments.	Persons.	Wage earners.*	Capital.	Wages.	Total expenses.	Value products.
Agricultural implements.....	79	21,511	19,241	\$110,605,187	\$11,718,384	\$44,148,098	\$57,268,325
Artificial flowers, etc.....	25	338	284	174,548	85,975	332,502	406,030
Artificial stone.....	366	1,312	785	1,236,408	439,214	1,123,179	1,488,299
Automobiles and parts.....	65	2,804	2,382	4,083,973	1,653,186	6,774,357	7,153,818
Babbitt metal, solder.....	19	291	183	1,409,799	108,517	3,817,757	4,145,789
Bags, other than paper.....	6	213	189	575,574	175,042	895,618	965,442
Bags, paper.....	4	231	194	1,690,925	98,899	1,028,829	1,123,610
Baking powders, yeast.....	24	1,133	657	6,115,498	346,259	6,017,782	7,632,063
Belting, leather.....	11	403	233	1,279,476	164,536	2,051,612	2,187,555
Bicycles, motorcycles.....	14	1,005	910	1,276,356	600,233	1,755,516	1,177,464
Billiard tables, materials.....	8	204	167	381,023	87,690	359,957	403,163
Blacking, etc.....	58	407	236	516,683	122,322	997,542	1,229,961
Bluing	10	28	18	15,277	7,862	52,649	66,949
Boots and shoes.....	53	6,392	792	7,569,620	3,142,912	15,485,947	16,754,704
Boxes, cigar.....	18	463	404	358,050	158,099	581,630	664,469
Boxes, fancy and paper.....	61	4,509	4,085	3,813,498	1,501,273	5,650,611	6,349,621
Brass and bronze products.....	79	2,052	1,688	4,055,823	1,136,179	6,180,929	6,841,735
Bread and baker products.....	2,099	12,566	8,611	24,224,216	5,494,607	30,899,184	36,117,986
Brick and tile.....	340	7,347	6,574,247	18,495,247	4,386,041	8,285,610	9,765,051
Brooms	37	832	494	725,783	236,069	1,248,515	1,464,896
Brushes	82	292	326	497,181	180,370	674,123	964,850
Butter, cheese, condensed milk	295	3,000	1,732	7,819,996	949,206	16,485,558	17,798,278
Buttons	28	623	548	262,034	246,892	557,542	675,981
Calcium lights.....	3	12	7	29,265	5,292	32,355	26,729
Canning and preserving.....	118	2,800	2,383	5,629,637	903,632	6,704,961	7,619,586
Carpets, rag.....	47	366	266	173,701	115,229	249,365	300,799
Carriages and wagons.....	325	6,746	5,852	17,858,786	3,688,016	14,810,098	16,831,283
Cars by steam roads.....	73	24,406	23,131	18,722,338	15,287,571	32,236,134	32,229,243
Cars, street railroads.....	20	2,364	2,240	3,885,611	1,395,029	3,439,334	3,450,643
Cars, for steam roads.....	28	11,782	10,945	37,934,778	7,823,919	25,685,563	27,001,922
Cement	6	1,536	1,395	6,686,567	854,797	3,197,433	4,087,507
Chemicals	19	972	836	4,639,170	531,315	3,927,458	4,656,274
Clocks and watches.....	19	5,883	5,665	12,411,573	3,217,149	5,819,648	7,045,275
Cloth, sponging, etc.....	6	106	91	30,806	51,824	93,072	119,296
Clothing, men's.....	715	41,122	36,152	38,762,929	16,580,002	80,393,885	89,472,755
Clothing, women's.....	221	7,279	6,151	5,567,194	3,151,998	14,992,614	16,635,236
Coffee and spice roasting, etc.	35	1,792	1,013	8,751,861	524,869	18,352,146	19,751,188
Coffins, etc.....	21	924	732	2,088,863	405,910	2,042,393	2,259,783
Confectionery.....	140	4,622	3,799	6,094,450	1,428,645	11,214,390	12,798,077
Cooperage, wooden goods.....	80	2,617	2,388	4,452,842	1,126,580	6,127,357	6,610,969
Copper, tin, sheet iron products	488	8,897	7,473	31,018,411	4,314,684	20,300,274	22,822,810
Cordage	7	1,884	1,799	13,014,494	659,584	6,888,306	8,237,165
Cork, cutting.....	4	112	102	180,918	44,071	207,433	238,468
Corsets	16	1,663	1,502	1,306,114	524,530	2,280,612	2,711,213
Cotton goods.....	5	1,397	1,319	1,979,075	522,073	1,896,952	2,111,208
Cutlery and tools, n. e. s.....	80	1,661	1,322	2,455,288	760,385	2,363,064	2,757,762
Dairymen's supplies, etc.....	29	427	323	859,129	178,333	978,164	1,180,898
Dentists' materials.....	10	85	43	71,764	36,043	201,740	231,884
Electrical machinery.....	143	11,854	9,641	24,201,532	6,412,671	24,937,852	26,326,177
Electroplating	43	457	375	230,762	245,432	562,107	696,572
Enemy wheels, etc.....	4	67	41	84,856	41,864	119,180	155,318
Enameling and japanning.....	5	35	29	14,066	17,475	40,280	45,058
Explosives.....	8	327	290	1,561,612	189,558	1,250,894	1,469,489
Fancy articles, n. e. s.....	44	613	444	659,251	221,757	1,119,375	1,319,861
Files	4	85	76	84,200	49,081	86,973	99,522
Fire extinguishers, chemical.	5	54	28	109,771	14,596	142,098	164,437
Fireworks	6	114	98	180,844	38,548	142,939	142,973
Flags, regalia, etc.....	24	376	293	383,331	111,932	576,368	675,845
Flour mill products.....	461	3,634	2,464	18,452,727	1,271,182	48,852,744	51,110,681
Foundry products.....	1,178	61,303	52,266	143,276,987	33,156,824	123,396,892	138,578,993
Fur goods.....	63	473	319	971,515	229,532	1,584,835	1,929,470
Furnishing goods, men's.....	61	3,116	2,688	2,881,103	1,014,719	6,726,981	7,213,437
Furniture	267	15,240	13,575	22,383,174	8,099,683	25,169,458	27,900,262
Gas and electric fixtures.....	78	2,619	2,090	3,657,369	1,184,283	5,102,485	5,797,373
Gas, illuminating, heating.....	78	8,020	6,301	131,789,940	2,967,342	13,938,452	21,052,100
Glass	11	3,686	3,507	7,738,236	2,181,683	4,664,447	5,047,333
Gloves, leather.....	29	1,463	1,309	1,093,490	518,862	2,331,900	2,522,963
Gold and silver, leaf and foil	7	159	143	65,747	61,183	209,833	225,806
Grease and tallow.....	36	959	778	2,852,246	531,365	5,076,472	5,589,617
Hand stamps, stencils.....	33	284	175	295,106	102,330	396,973	478,911
Hats, caps, other than felt..	38	574	463	279,637	266,879	902,607	1,046,485
Hats, fur-felt.....	10	123	99	70,007	70,990	250,898	286,721

Industry.	Establishments.	Persons.	Wage earners.*	Capital.	Wages.	Total expenses.	Value products.
Hosiery, knit goods.....	43	3,141	2,913	5,115,992	1,116,476	4,938,859	5,946,737
Ice, manufactured.....	83	1,013	804	5,574,739	534,166	1,424,435	1,928,323
Ink, printing.....	7	86	38	254,387	25,568	316,498	415,025
Iron and steel, blast furnaces	6	2,927	2,493	52,383,822	1,792,965	34,196,011	38,299,897
Iron and steel, rolling mills.	24	19,437	17,584	69,682,495	12,962,087	75,221,710	86,608,137
Jewelry.....	67	1,280	990	1,822,666	650,233	2,358,271	2,779,962
Kaolin, ground earths.....	7	123	76	687,177	37,198	368,440	431,352
Lapidary work.....	3	18	14	34,067	12,974	70,525	87,883
Leather goods.....	168	3,569	2,949	5,359,975	1,633,407	7,985,071	8,948,324
Leather, tanned, etc.....	29	3,194	3,001	15,974,532	1,582,930	14,736,180	14,911,782
Limé.....	16	572	511	1,253,141	282,067	591,605	687,976
Liquors, distilled.....	9	851	750	7,500,390	478,685	53,219,662	55,199,874
Liquors, malt.....	106	5,361	4,398	56,141,165	3,473,300	23,618,940	28,449,148
Liquors, vinous.....	12	17	3	34,150	1,989	15,846	28,711
Lumber products.....	814	19,025	16,567	29,777,623	9,109,584	41,125,559	44,851,804
Marble and stone work.....	273	2,821	2,226	4,639,083	1,766,107	5,667,371	6,770,936
Mattresses, spring beds.....	86	1,036	821	1,150,945	447,691	2,508,332	2,860,042
Millinery and lace goods.....	103	3,987	3,328	2,188,576	1,332,832	6,444,518	7,281,914
Mirrors.....	10	396	353	447,280	231,681	992,144	1,106,480
Models, patterns, not paper.	81	585	426	520,739	308,255	701,416	839,437
Musical instruments, n. e. s.	30	425	336	511,662	200,606	502,478	629,163
Pianos, organs.....	68	9,628	8,777	27,718,851	5,009,042	16,686,065	19,176,328
Paint and varnish.....	74	2,906	1,792	15,725,376	1,114,298	17,926,283	20,434,291
Paper and wood pulp.....	19	1,542	1,397	8,400,333	727,420	4,567,670	4,983,075
Paper goods, n. e. s.....	46	1,659	1,317	2,260,405	546,165	3,435,708	3,779,297
Patent medicines, etc.....	359	3,902	1,869	7,988,944	804,761	10,742,989	13,114,307
Pens, fountain, gold.....	7	65	35	117,164	23,224	141,815	170,467
Photographic apparatus.....	13	356	284	708,269	156,562	642,709	739,557
Photo engraving.....	27	1,561	1,114	1,300,586	949,109	2,268,578	2,678,304
Pottery, terra cotta, etc.....	39	3,474	3,187	14,900,981	1,884,879	3,946,183	4,614,728
Printing and publishing.....	2,608	43,074	28,644	60,084,133	18,436,924	73,964,422	87,247,090
Pumps, not steam.....	14	348	282	644,286	179,136	618,166	658,554
Rubber goods, n. e. s.....	13	145	104	251,977	52,875	328,529	381,363
Scales and balances.....	13	306	248	515,477	151,166	528,331	574,420
Sewing machines, etc.....	7	2,073	1,713	4,430,468	1,113,885	3,306,683	3,621,554
Shp and boat building.....	23	470	413	2,060,884	251,594	532,277	583,783
Show cases.....	16	442	386	539,256	247,869	691,413	829,472
Signs.....	51	1,835	1,290	2,693,629	750,349	2,915,025	3,271,331
Slaughtering, packing.....	109	32,642	26,705	131,026,247	14,601,961	378,139,429	389,594,906
Smelting, zinc.....	5	2,024	1,922	7,596,278	1,275,162	8,409,661	9,003,624
Smelting, not from ore.....	11	423	369	1,603,900	206,679	3,638,984	3,929,755
Soap.....	34	3,408	2,188	11,693,653	1,052,608	18,835,398	20,180,739
Steam packing.....	15	160	108	156,862	61,942	355,569	407,890
Stereotyping, electrotyping.....	21	747	592	777,366	1,472,678	1,156,678	1,282,292
Stoves and furnaces.....	71	5,223	4,499	9,662,626	2,957,046	9,025,626	10,287,335
Surgical appliances.....	29	820	536	1,673,702	284,512	1,855,796	2,098,942
Tobacco manufactures.....	1,944	10,707	8,034	12,794,393	4,235,848	18,230,593	21,870,252
Typefoundry, etc.....	19	588	428	1,832,184	302,566	1,188,289	1,247,937
Wall paper.....	5	389	290	1,139,847	173,127	1,168,377	1,366,768
Wall plaster.....	6	92	80	261,035	33,361	177,930	203,312
Woolen goods.....	9	543	499	1,063,075	236,760	1,190,230	1,314,100
All other industries.....	1,397	44,544	35,794	169,900,392	20,944,403	181,930,730	205,467,461
Total.....	18,026	561,044	465,764	1,548,170,701	273,319,005	1,733,327,352	1,919,276,594

*Persons engaged in industry; includes proprietors, firm members, salaried employes and wage earners. †Average number employes.

MANUFACTURES IN CHICAGO.

[From reports of bureau of the census.]

SUMMARY FOR 1909 AND 1899.

	1909.	1899.		1909.	1899.
Establishments.....	9,656	7,668	Capital.....	\$371,841,000	\$511,249,000
Persons engaged.....	356,954	Salaries.....	65,925,000	32,068,000
Firm members.....	8,156	Wages.....	174,112,000	108,727,000
Salaried employes.....	54,821	32,406	Cost of materials.....	793,470,000	502,222,000
Wage earners (average).....	293,977	221,191	Value of products.....	1,281,171,000	797,879,000
Primary horse power.....	525,236	Value added.....	487,701,000	295,657,000

LEADING INDUSTRIES OF CHICAGO (1909).

(Abbreviations "n. e. s." mean "not elsewhere specified.")

Industry.	Establishments.	Persons.	Wage earners.	Capital.	Wages.	Cost of materials.	Value of products.
Artificial stone.....	19	192	150	\$240,000	\$104,000	\$146,000	\$356,000
Automobiles.....	41	1,725	1,460	2,094,000	1,121,000	1,707,000	3,940,000
Bags, other than paper.....	6	213	189	576,000	175,000	685,000	965,000
Baking powders, yeast.....	16	940	522	5,873,000	304,000	2,888,000	7,009,000
Baskets, willow ware.....	10	52	41	29,000	26,000	34,000	81,000
Belting, leather.....	11	403	233	1,279,000	165,000	1,385,000	2,188,000
Boots and shoes.....	31	3,326	3,027	3,881,000	1,920,000	6,045,000	9,855,000
Boxes, cigar.....	9	348	304	292,000	125,000	258,000	541,000
Boxes, fancy and paper.....	48	3,984	3,609	3,118,000	1,311,000	2,232,000	5,044,000
Brass and bronze products.....	56	1,430	1,167	2,492,000	810,000	3,266,000	5,131,000
Bread and bakery products.....	1,177	8,842	6,437	20,600,000	4,146,000	16,280,000	26,908,000
Brick and tile.....	7	657	612	2,210,000	559,000	210,000	1,172,000
Brooms and brushes.....	56	616	497	690,000	281,000	918,000	1,560,000

Industry.	Establishments.	Persons.	Wage earnings.	Capital.	Wages.	Cost of materials.	Value of products.
Buttons	13	231	190	151,000	72,000	139,000	335,000
Calcium lights	3	12	7	29,000	5,000	19,000	27,000
Canning and preserving	47	1,107	904	2,058,000	395,000	2,533,000	3,827,000
Carpets, rag	25	205	163	87,000	68,000	43,000	206,000
Carriages and wagons	126	2,263	1,965	7,616,000	1,253,000	2,602,000	5,203,000
Cars, by steam roads	22	11,562	11,059	9,558,000	7,305,000	7,310,000	15,359,000
Cars, by street railways	7	1,721	1,164	3,061,000	1,069,000	1,520,000	2,758,000
Cars for steam roads	18	9,226	8,553	29,730,000	6,387,000	11,620,000	20,892,000
Chemicals	10	218	143	887,000	92,000	598,000	1,149,000
Clocks and watches	5	145	109	421,000	60,000	282,000	445,000
Cloth, sponging, etc	6	106	91	31,000	52,000	1,000	119,000
Clothing, men's, shirts	678	38,370	33,615	36,521,000	15,777,000	42,768,000	85,296,000
Clothing, women's	204	6,666	5,615	5,193,000	2,997,000	8,658,000	15,677,000
Coffee and spice, roasting, etc	32	1,775	1,006	8,696,000	521,000	14,969,000	19,593,000
Coffins, etc	13	733	576	1,721,000	339,000	764,000	1,838,000
Confectionery	87	3,865	3,241	8,275,000	1,250,000	6,703,000	11,222,000
Cooperage goods, n. e. s.	37	1,269	1,160	1,360,000	601,000	2,183,000	3,368,000
Copper, tin, sheet iron products	268	4,619	3,859	12,216,000	2,472,000	6,463,000	12,242,000
Cotsets	10	1,124	1,005	925,000	340,000	705,000	1,779,000
Cutlery and tools, n. e. s.	53	1,167	982	1,796,000	554,000	680,000	1,895,000
Dairyman's supplies	7	70	49	179,000	37,000	147,000	340,000
Dentists' materials	10	85	48	72,000	36,000	115,000	232,000
Electrical machinery	123	7,333	6,096	16,624,000	3,860,000	11,405,000	20,669,000
Electroplating	34	374	310	181,000	214,000	107,000	484,000
Fancy articles, n. e. s.	40	603	438	641,000	218,000	568,000	1,289,000
Fire extinguishers, chemical	5	54	28	110,000	15,000	62,000	164,000
Foundry products	669	36,868	31,055	90,050,000	20,490,000	40,755,000	89,669,000
Fur goods	59	455	308	959,000	225,000	1,060,000	1,903,000
Furnishing goods, men's	38	2,273	1,905	2,340,000	820,000	3,877,000	6,122,000
Furniture	202	11,097	9,876	16,373,000	6,026,000	9,096,000	20,512,000
Gas and electric fixtures	63	2,068	1,602	2,706,000	914,000	2,124,000	4,683,000
Gloves, leather	25	1,223	1,109	900,000	441,000	1,308,000	2,181,000
Gold and silver, leaf and foil	7	159	143	66,000	61,000	128,000	226,000
Grease and tallow	10	773	649	2,181,000	452,000	3,781,000	4,948,000
Hand stamps, stencils	27	273	172	287,000	101,000	167,000	467,000
Hats and caps, not felt	38	574	463	280,000	267,000	479,000	1,046,000
Hosiery, knit goods	29	837	743	908,000	289,000	783,000	1,477,000
Ice, manufactured	6	229	206	1,136,000	153,000	126,000	569,000
Ink, printing	7	86	38	254,000	26,000	164,000	415,000
Iron and steel, mills	6	7,689	6,983	32,577,000	5,603,000	29,023,000	45,984,000
Jewelry	55	1,169	910	1,574,000	606,000	1,218,000	2,635,000
Lapidary work	3	18	14	34,000	13,000	53,000	83,000
Leather goods	99	2,581	2,178	2,877,000	1,174,000	3,280,000	5,861,000
Leather, tanned, etc	24	2,841	2,674	14,486,000	1,418,000	10,788,000	13,244,000
Liquors, malt	45	3,450	2,867	29,385,000	2,378,000	4,850,000	19,512,000
Lumber products	195	11,680	10,462	17,695,000	6,149,000	20,768,000	32,709,000
Marble and stone work	107	1,640	1,388	2,557,000	1,137,000	1,714,000	3,930,000
Mattresses, spring beds	58	835	683	827,000	371,000	1,949,000	2,377,000
Models and patterns, not paper	56	435	322	362,000	227,000	161,000	687,000
Musical instruments, n. e. s.	27	418	292	502,000	199,000	472,000	614,000
Pianos and organs	37	5,792	5,209	17,325,000	3,934,000	4,848,000	11,427,000
Paint and varnish	61	2,667	1,606	13,830,000	996,000	11,845,000	18,942,000
Paper goods, n. e. s.	41	1,255	957	1,367,000	410,000	1,393,000	2,831,000
Patent medicines, etc	273	3,011	1,361	5,377,000	632,000	3,216,000	10,360,000
Photographic goods	13	356	284	708,000	157,000	318,000	740,000
Photo engraving	21	1,186	878	902,000	848,000	422,000	2,156,000
Printing and publishing	1,395	33,439	23,326	47,982,000	15,077,000	21,256,000	74,211,000
Pumps, not steam	6	74	52	94,000	38,000	72,000	179,000
Rubber goods, n. e. s.	13	145	104	252,000	53,000	200,000	381,000
Ship and boat building	8	306	282	1,858,000	174,000	108,000	359,000
Slaughtering	67	27,147	22,064	115,312,000	11,985,000	285,250,000	325,062,000
Smelting, not ore	7	127	91	816,000	63,000	2,237,000	2,574,000
Soap	27	3,329	2,139	11,474,000	1,035,000	13,787,000	19,939,000
Steam packing	15	160	108	157,000	62,000	194,000	408,000
Stereotyping, electrotyping	21	747	592	777,000	472,000	316,000	1,282,000
Stoves and furnaces	28	1,263	1,048	2,546,000	726,000	1,157,000	3,183,000
Surgical appliances	24	807	529	1,658,000	279,000	917,000	2,075,000
Tobacco manufactures	1,050	6,758	5,220	10,331,000	2,785,000	6,922,000	16,633,000
Typefoundry, etc	19	588	438	1,852,000	303,000	375,000	1,248,000
All other industries	1,305	60,504	50,477	326,874,000	28,397,000	142,590,000	234,104,000
Total	9,656	356,954	293,977	971,841,000	174,112,000	793,470,000	1,281,171,000

EAST ST. LOUIS INDUSTRIES (1909).

Industry.	Establishments.	Persons.	Wage earnings.	Capital.	Wages.	Cost of materials.	Value of products.
Bread, bakery products	20	121	71	\$128,000	\$53,000	\$177,000	\$336,000
Carriages, wagons	5	35	28	55,000	15,000	24,000	56,000
Copper, tin, sheet iron products	14	92	73	53,000	66,000	82,000	183,000
Foundry products	11	925	857	2,031,000	513,000	1,053,000	1,872,000
Lumber products	7	147	102	405,000	62,000	250,000	328,000
Printing and publishing	8	77	50	148,000	38,000	27,000	105,000
Tobacco manufactures	12	23	11	19,000	9,000	12,000	40,000
All other industries	62	4,585	4,060	28,459,000	2,494,000	9,854,000	15,308,000
Total	139	6,005	5,252	31,298,000	3,250,000	11,479,000	18,228,000

PEORIA INDUSTRIES (1909).

Industry.	Establish-ments.	Persons.	Wage earn-ers.	Capital.	Wages.	Cost of materials.	Value of products.
Bread, bakery products.....	39	274	194	\$283,000	\$104,000	\$482,000	\$764,000
Carriages, wagons.....	8	78	105	105,000	41,000	89,000	141,000
Cooperage goods.....	5	543	514	935,000	172,000	840,000	1,153,000
Copper, tin, sheet iron products	9	283	239	415,000	190,000	453,000	684,000
Flour mill products.....	4	54	34	199,000	22,000	640,000	759,000
Foundry products.....	20	438	420	915,000	315,000	515,000	1,082,000
Leather goods.....	4	55	37	30,000	24,000	21,000	72,000
Liquors, distilled.....	4	652	582	5,959,000	380,000	7,478,000	44,570,000
Liquors, malt.....	3	228	197	2,211,000	143,000	199,000	1,101,000
Lumber products.....	6	190	166	366,000	120,000	184,000	398,000
Models and patterns.....	4	16	11	15,000	9,000	2,000	21,000
Printing and publishing.....	32	513	325	606,000	209,000	221,000	881,000
Tobacco manufactures.....	36	369	308	273,000	204,000	240,000	647,000
All other industries.....	109	3,580	2,891	12,626,000	1,679,000	6,429,000	10,788,000
Total	283	7,323	5,981	24,945,000	3,552,000	17,773,000	63,061,000

SPRINGFIELD INDUSTRIES (1909).

Industry.	Establish-ments.	Persons.	Wage earn-ers.	Capital.	Wages.	Cost of materials.	Value of products.
Bread, bakery products.....	16	88	55	\$124,000	\$43,000	\$182,000	\$310,000
Carriages and wagons.....	7	70	54	100,000	35,000	41,000	98,000
Copper, tin, sheet iron products	10	77	60	73,000	39,000	90,000	178,000
Foundry products.....	10	270	221	647,000	135,000	255,600	482,000
Lumber products.....	7	176	147	220,000	89,000	110,600	242,000
Marble and stone work.....	5	36	26	96,000	20,000	52,800	119,000
Printing and publishing.....	27	549	208	584,000	203,000	163,000	739,000
Tobacco manufactures.....	30	157	122	54,000	61,000	73,000	206,000
All other industries.....	59	2,932	2,646	5,270,000	1,471,000	3,238,000	6,123,000
Total	171	4,355	3,652	7,174,000	2,096,000	4,204,000	8,497,000

INDUSTRIES OF OTHER ILLINOIS CITIES (1909)

City.	Establish-ments.	Persons.	Wage earn-ers.	Capital.	Wages.	Cost of materials.	Value of products.
Alton.....	69	2,729	2,429	\$5,585,000	\$1,528,000	\$7,262,000	\$10,096,000
Aurora.....	165	5,884	5,095	11,427,000	2,936,000	5,580,000	10,954,000
Belleleville.....	119	2,248	1,872	5,541,000	1,062,000	2,324,000	4,615,000
Bloomington.....	107	2,495	2,077	4,762,000	1,186,000	2,527,000	4,868,000
Cairo.....	56	1,444	1,237	4,854,000	628,000	2,957,000	4,440,000
Canton City.....	33	1,421	1,262	8,189,000	692,000	1,183,000	2,942,000
Champaign.....	42	381	273	895,000	174,000	419,000	846,000
Chicago Heights.....	79	4,444	3,953	10,421,000	2,471,000	5,611,000	10,839,000
Cicero.....	7	735	658	2,496,000	406,000	733,000	1,461,000
Danville.....	76	2,044	1,744	2,656,000	1,077,000	1,430,000	3,351,000
Decatur.....	157	3,447	2,699	6,579,000	1,420,000	5,918,000	9,768,000
Elgin.....	115	6,583	6,094	16,079,000	3,379,000	4,538,000	11,120,000
Evanston.....	60	1,040	837	4,241,000	590,000	2,350,000	3,778,000
Freeport.....	69	3,225	2,853	6,403,000	1,570,000	4,417,000	7,811,000
Galesburg.....	62	1,738	1,465	2,454,000	887,000	1,416,000	2,919,000
Jacksonville.....	57	1,096	947	1,503,000	487,000	1,307,000	2,239,000
Joliet.....	137	7,266	6,383	25,586,000	4,435,000	27,758,000	38,817,000
Kankakee.....	55	1,552	1,349	2,599,000	622,000	1,493,000	2,723,000
LaSalle.....	29	1,439	1,293	4,933,000	856,000	2,928,000	5,308,000
Lincoln.....	40	308	220	611,000	115,000	290,000	570,000
Mattoon.....	35	1,102	948	832,000	561,000	290,000	1,434,000
Moline.....	66	6,106	5,449	26,334,000	3,523,000	11,189,000	20,832,000
Oak Park.....	23	362	282	6,000,000	997,000	291,000	1,115,000
Quincy.....	235	5,056	4,032	11,902,000	2,083,000	5,792,000	11,436,000
Rock Island.....	74	2,179	1,754	9,287,000	1,026,000	2,818,000	5,387,000
Rockford.....	205	10,523	9,309	22,412,000	5,213,000	10,582,000	22,266,000
Streator.....	45	1,409	1,275	4,588,000	644,000	817,000	2,137,000
Waukegan.....	59	3,773	3,090	17,092,000	2,103,000	14,164,000	19,984,000

UNITED STATES SENATORS FROM ILLINOIS.

Name.	Term.	Name.	Term.	Name.	Term.
Ninian Edwards, Dem.....	1818-1819	Stephen A. Douglas, Dem.....	1847-1853	Chas. B. Farwell, Rep.....	1887-1891
Jesse B. Thomas, Dem.....	1818-1823	James Shields, Dem.....	1849-1855	Shelby M. Cullom, Rep.....	1889-1895
Ninian Edwards, Dem.....	1819-1824	Stephen A. Douglas, Dem.....	1853-1859	John M. Palmer, Dem.....	1891-1897
Jesse B. Thomas, Dem.....	1823-1829	Lyman Trumbull, † Dem.....	1855-1861	Shelby M. Cullom, Rep.....	1885-1901
John McLean, Dem.....	1824-1825	Stephen A. Douglas, Dem.....	1859-1861	William E. Mason, Rep.....	1897-1903
Elias K. Kane, Dem.....	1825-1831	Lyman Trumbull, Rep.....	1861-1867	Shelby M. Cullom, Rep.....	1901-1907
John McLean, Dem.....	1829-1830	W. H. Browning, Rep.....	1861-1863	Albert J. Hopkins, Rep.....	1903-1909
David J. Baker, * Dem.....	1830-1830	Om. A. Richardson, Dem.....	1863-1865	Shelby M. Cullom, Rep.....	1907-1913
John M. Robinson, Dem.....	1830-1835	Richard Yates, Rep.....	1865-1871	William Lortimer, † Rep.....	1909-1912
Elias K. Kane, Dem.....	1831-1835	Lyman Trumbull, Rep.....	1867-1873	Lawrence Y. Sherman, Rep.....	1913-1915
John M. Robinson, Dem.....	1835-1841	John A. Logan, Rep.....	1871-1877	J. Hamilton Lewis, Dem.....	1913-1919
Wm. L. D. Ewing, Dem.....	1835-1847	R. J. Oglesby, Rep.....	1873-1879		
Richard M. Young, Dem.....	1837-1843	David Davis, Ind. Dem.....	1877-1883		
Samuel McRoberts, Dem.....	1841-1843	John A. Logan, Rep.....	1879-1885		
Sidney Bressie, Dem.....	1843-1849	Shelby M. Cullom, Rep.....	1883-1889		
James Semple, Dem.....	1843-1847	John A. Logan, Rep.....	1885-1886		

*Appointed to serve unexpired term of McLean—one month.
 †Anti-Nebraska democrat. ‡Election declared void.

ILLINOIS LEGISLATION IN 1913.

The regular biennial session of the 48th general assembly of Illinois began Jan. 8 and ended June 30, 1913. Among the more important laws enacted were these: Providing for a public utilities commission, granting the right of suffrage to women, reorganizing the road building system of the state and amending primary and election acts so as to permit the direct election of United States senators. Summaries of these and other acts and resolutions of the legislature follow.

PUBLIC UTILITY LAW.

There is created a state public utilities commission of five members to be appointed by the governor and to serve six years each except that of the first commission two members will serve until March 1, 1915, two until March 1, 1916, and one until March 1, 1917. Not more than three members shall be affiliated with the same political party. The commission shall appoint a secretary, a counsel and such additional officers and employes as may be necessary. No person connected with any corporation financially or officially may be appointed to the commission. The annual salary of each commissioner shall be \$10,000, of the secretary \$5,000, and of the counsel \$6,000. The office of the commission shall be in Springfield.

The commission shall have general supervision of all public utilities, shall inquire into the management of the business thereof and shall keep itself informed as to the manner and method in which the business is conducted. It shall examine such public utilities and keep informed as to their general condition, their franchises, capitalization, rates and other charges, and the manner in which their plants, equipments and other property owned, leased, controlled or operated are managed, not only with respect to the adequacy, security and accommodation afforded by their service but also with respect to their compliance with the provisions of this act and any other law, with the orders of the commission and with the charter and franchise requirements. In case any public utility is engaged in carrying on any business other than that of a public utility, which other business is not otherwise subject to the jurisdiction of the commission, such public utility in respect of such other business shall be subject to inquiry, examination and inspection by the commission in the same manner as the public utility business in so far as such inquiry, examination and inspection may be necessary to enforce any provision of this act.

Every public utility shall furnish to the commission all the information required and shall obey and comply with every order, decision or rule made by it. The term public utility as used in the act embraces every company or individual, except municipalities, owning, controlling or operating, directly or indirectly, for the public use, any plant, equipment or property used in connection with the transportation of persons or property or the transmission of telegraph and telephone messages; or for the furnishing of heat, cold, light, power, electricity or water; or for the conveyance of oil or gas by pipe line; or for the storage or warehousing of goods; or for the conduct of the business of a wharfinger.

The commission shall have the power to establish a uniform system of accounts to be kept by public utilities or to classify such utilities and establish a uniform system of accounts for each class, but such accounts shall not be inconsistent with those established by the interstate commerce commission. The power of public utilities to issue stocks, stock certificates, bonds, notes and other evidences of indebtedness and to create liens on their property is a special privilege, the right of supervision, regulation, restriction and control of which is vested in the state, and such power shall be exercised by the commission according to the provisions of this act and under such rules and regulations as the commission may prescribe. No two or more public utilities may enter into contracts with each other that will enable such public utilities to operate their lines or plants in connection with each other. No public utility may purchase, lease, or in any other manner acquire con-

trol, direct or indirect, over the franchises, plants, business or other property of any other public utility.

All rates or other charges made by any public utility for any product or commodity furnished or for any service rendered shall be just and reasonable. Every unjust or unreasonable charge made is prohibited.

Every public utility shall furnish and maintain such service, instrumentalities, equipment and facilities as shall promote the safety, health, comfort and convenience of its patrons, employes and the public. All rules and regulations made by a public utility affecting or pertaining to its charges or service to the public shall be just and reasonable.

Every public utility shall file with the commission and shall print and keep open to public inspection schedules showing all rates and other charges and classifications which are in force at the time for any product or commodity furnished by it, or for any service performed by it. Unless the commission otherwise orders no change shall be made by any public utility in any rate or other charge or classification, or in any rule, regulation, practice or contract relating to or affecting any rate or other charge, classification or service, or in any privilege or facility, except after thirty days' notice to the commission and to the public.

No public utility shall, as to rates or other charges, services, facilities or in any other respect, make or grant any preference or advantage to any corporation or person or subject any corporation or person to any prejudice or disadvantage. No public utility, or any officer or agent thereof, shall, directly or indirectly, permit any corporation or person to obtain any service, commodity or product at less than the rate or other charge then in force as shown by the schedules filed and in effect at the time.

No common carrier subject to the provisions of this act shall charge or receive any greater compensation in the aggregate for the transportation of persons or of a like kind of property for a shorter than for a longer distance over the same line or route in the same direction within this state, the shorter being included within the longer distance, or charge any greater compensation as a through rate than the aggregate of the intermediate rates. Upon application to the commission, any common carrier may, in special cases, after investigation, be authorized by the commission to charge less for a longer than for a shorter distance for the transportation of persons or property. The same rule applies to telephone and telegraph companies. Whenever the commission, after a hearing had upon its own motion or upon complaint, shall find that the rates or other charges or classifications charged by any public utility are unjust, unreasonable, discriminatory or preferential, the commission shall determine the just, reasonable or sufficient rates, classifications, rules or practices to be thereafter observed and shall fix the same by order.

Common carriers, telephone and telegraph companies are required by the act to afford proper facilities for the interchange of traffic or service, to provide track or wire connections, to provide adequate service and to make joint use of certain facilities when necessary.

Public utilities are to report accidents and the commission to investigate them when an investigation seems necessary.

No highway shall hereafter be constructed at grade across any railroad track nor shall the track of any railroad be constructed at grade over any highway.

The commission, or any commissioner, or officer of the commission designated by the commission, shall have power to hold investigations, inquiries and hearings concerning any matters covered by the provisions of this act, or by any other acts relating to public utilities, subject to such rules and regulations as the commission may establish. In the conduct of any investigation, inquiry or hearing, neither the commission nor any commissioner or officer of the commission shall be bound

by the technical rules of evidence, and no informality in any proceeding or in the manner of taking testimony before the commission, any commissioner or an officer of the commission shall invalidate any order, decision, rule or regulation made, approved or confirmed by the commission. All hearings conducted by the commission shall be open to the public.

Within thirty days after the service of any order or decision of the commission made after a final hearing, or within thirty days after a hearing or refusal of a hearing upon any rule, regulation, order or decision which the commission is authorized to issue without a hearing and has so issued, any person or corporation affected by such rule, regulation, order or decision may appeal to the Circuit court of Sangamon county for the purpose of having the reasonableness or lawfulness of the rule, regulation, order or decision inquired into and determined. Appeals from all final orders and judgments entered by the Circuit court in review of rules, regulations, orders or decisions of the commission, may be taken directly to the Supreme court by either party to the action within sixty days after service of a copy of the order or judgment of the Circuit court.

Any proceeding in any court directly affecting a rule, regulation, order or decision of the commission, or to which the commission is a party, shall have priority in hearing and determination over all other civil proceedings pending in such court, excepting election contests.

An act entitled "An act to establish a board of railroad and warehouse commissioners and prescribe their powers and duties," approved April 13, 1871, in force July 1, 1871, together with the amendments thereto; and an act entitled "An act defining and regulating express companies and carriers by express operating within the state of Illinois, declaring them to be common carriers and placing them under the jurisdiction and control of the Illinois railroad and warehouse commission," approved June 9, 1911, in force July 1, 1911, are repealed from and after the appointment of the state public utilities commission herein created. (Approved June 30, 1913.)

WOMAN SUFFRAGE.

All women, citizens of the United States, above the age of 21 years, having resided in the state one year, in the county ninety days and in the election district thirty days next preceding any election therein, shall be allowed to vote at such election for presidential electors, member of the state board of equalization, clerk of the appellate court, county collector, county surveyor, members of board of assessors, members of board of review, sanitary district trustees, and for all officers of cities, villages and towns (except police magistrates), and upon all questions or propositions submitted to a vote of the electors of such municipalities or other political divisions of this state.

All such women may also vote for the following township officers: Supervisor, town clerk, assessor, collector and highway commissioner, and may also participate and vote in all annual and special town meetings in the township in which such election district shall be.

Separate ballot boxes and ballots shall be provided for women, which ballots shall contain the names of the candidates for such offices which are to be voted for and the special questions submitted as aforesaid, and the ballots cast by women shall be canvassed with the other ballots cast for such officers and on such questions. At any such election where registration is required, women shall register in the same manner as male voters. (Approved June 26, 1913.)

STATE HIGHWAYS.

The laws of the state relating to roads and bridges are codified, revised and amended. A state highway department is created to consist of the state highway commission, the chief state highway engineer, the assistant state highway engineer and various subordinate officers. The office is to be in the capitol building in Springfield. The state highway commission shall consist of three persons appointed by the governor for terms of six years. One of the first appointees is to serve for two

years and one for four. They are to receive \$3,500 a year each and are to devote their whole time to the duties of their position.

The commission shall have general supervision of highways and bridges which are constructed, improved or maintained in whole or in part by the aid of state moneys; prescribe rules and regulations, fixing the duties of all persons employed in the state highway department and the various county superintendents of highways; aid county superintendents of highways and town and district commissioners of highways in establishing grades, preparing suitable systems of drainage and advise them as to the construction, improvement and maintenance of highways and bridges; cause plans, specifications and estimates to be prepared for the repair and improvement of highways and the construction and repair of bridges when requested so to do by a county superintendent of highways or by a highway commissioner of any town or road district therein; investigate and determine upon the various methods of road and bridge construction adapted to different sections of the state and as to the best methods of construction and maintenance of highways and bridges; compile statistics relating to public highways throughout the state and collect such information in regard thereto as they shall deem expedient; aid at all times in promoting highway improvement throughout the state and perform such other duties and have such other powers in respect to highways and bridges as may be imposed or conferred upon them by law; approve and determine the final plans, specifications and estimates for all state aid roads upon the receipt of the report of the plans, specifications and estimates of the state highway engineer as provided herein; let all contracts for the construction or improvement of state aid roads.

The governor shall appoint a chief state highway engineer (salary, \$4,000 a year) and an assistant state highway engineer (salary, \$2,500), each of whom shall be a competent civil engineer. They are to be the administrative and technical agents of the state highway commission.

In each county of the state there shall be a county superintendent of highways to be appointed by the county board after a competitive examination conducted by the state highway commission. He shall, subject to the rules of the state highway commission, act for the county in all matters relating to construction and maintenance of roads and bridges built at the expense of the county and supervise the repair and maintenance of all state aid roads in his county.

STATE AID ROADS.

Public highways or sections thereof, including bridges therein, may be laid out, improved or constructed at the joint expense of the state and any county within the state. In such case the state shall contribute one-half the expense and the county or counties through which the highway passes shall contribute the remaining one-half. No road or part thereof lying within the corporate limits of any city or village shall be improved or constructed with state aid. It shall be the duty of the supervisors in counties under township organization, or the board of county commissioners in counties not under township organization, to designate those public highways within their respective counties that shall come under the provisions of this act. The highways to be designated by the county boards shall be as nearly as possible those highways connecting the principal cities and trading points in each county with each other, and also with the principal cities and trading points in other counties.

The improvement of the system of state highways shall be carried on as follows: From such appropriations as the general assembly may from time to time make for the purpose of carrying out the provisions of this act there shall be allotted by the state highway commission each year for each county an amount that shall bear the same ratio to the total appropriation for that year that the total amount levied in each county for roads and bridges bears to the total amount levied in the state for roads and bridges, as determined from the published reports of the auditor of public ac-

counts from the last year so reported: Provided, That to counties in which more than 40 per cent of the total amount appropriated by the general assembly for building roads is collected, including any amount collected for automobile and kindred licenses and devoted to road building by such appropriation, there shall be allotted an amount equal to 25 per cent of the amount collected in such county. The sum so allotted to each county shall be used to defray the cost of constructing state aid roads when such work is carried on in conformity with the provisions of the act: Provided, That the allotment made by the state shall not be used to defray more than one-half the cost of any improvement done under the provisions of the act. (Approved June 27, 1913.)

ELECTION OF U. S. SENATORS.

The election law of 1872 is amended by adding sections providing for the election of a United States senator on the Tuesday next after the first Monday in November preceding the expiration of the term of office of each senator in congress from the state. If congress shall fix a different day then the election shall take place on the day so fixed by congress. When a vacancy shall occur in the office of senator the governor shall make a temporary appointment to fill such vacancy until the next election of representatives in congress. The act of 1885 is amended so as to include in the canvass of votes those cast for United States senator.

Section 29 of the primary law of 1910 is amended so as to permit any candidate for United States senator to have his name printed upon the primary ballot of his political party by filing in the office of the secretary of state a petition signed by not less than 1,000 nor more than 2,000 primary electors of his party. (Approved June 27, 1913.)

INDUSTRIAL BOARD.

The workmen's compensation act of June 10, 1911, was repealed and a revised law enacted. It provides for a more definite award to injured employes and for a commission to be known as the industrial board, which is to consist of three members to be appointed by the governor for terms of six years each. One of the members shall be a representative of the employing class, one of the employe class and one not identified with either class. The salary of each member of the board shall be \$4,000 a year. The board shall have jurisdiction over the operation and administration of the compensation act. (Approved June 28, 1913.)

GAME AND FISH COMMISSION.

The governor shall appoint three persons to be called the state game and fish conservation commission. One member of the commission shall be designated by the governor as the president of the commission, who shall be the executive officer of the commission. It shall be the duty of the commission to conserve the game, wild fowl, birds and fish of the state, to secure the enforcement of all the statutes of the state for the preservation of game, wild fowl, birds and fish and bring, or cause to be brought, actions and proceedings to recover any and all fines and penalties provided for in such laws relating to game, wild fowl, birds and fish, and to prosecute all violators of the statutes.

The commission shall have the power to appoint six wardens and sixty deputy wardens, who shall serve continuously, and may appoint in addition thereto not to exceed sixty deputy wardens for temporary service during such seasons as in the judgment of the commission such extra service is required. The president of the commission shall receive \$4,000 a year, the other two members \$3,000 each, the six wardens \$1,500 each and the deputy wardens \$1,200 each. (Approved June 23, 1913.)

PROPERTY EXEMPT FROM TAXATION.

Section 2 of the act for the assessment of property and for the levy and collection of taxes is amended so as to read as follows:

All property described in this section, to the extent herein limited, shall be exempt from taxation, that is to say:

1. All lands donated by the United States for school purposes, not sold or leased; all property of schools, including the real estate on which the

schools are located, not leased by such schools or otherwise used with a view to profit.

2. All property used exclusively for religious purposes, or used exclusively for school and religious purposes and not leased or otherwise used with a view to profit.

3. All lands used exclusively as graveyards or grounds for burying the dead.

4. All unentered government lands; all public buildings or structures of whatsoever kind, and the contents thereof, and the land on which the same are located belonging to the United States.

5. All property of every kind belonging to the state of Illinois.

6. All property belonging to any county, town, village or city used exclusively for the maintenance of the poor; all swamp or overlanded lands belonging to any county, so long as the same remain unsold by such county; all public buildings belonging to any county, township, city or incorporated town, with the ground on which such buildings are erected, not exceeding in any case ten acres.

7. All property of institutions of public charity, when actually and exclusively used for such charitable purposes, not leased or otherwise used with a view to profit; and all free public libraries.

8. All fire engines or other implements used for the extinguishment of fires, with the buildings used exclusively for the safe keeping thereof, and the lot of reasonable size on which the building is located, when belonging to any city, village or town.

9. All market houses, public squares or other public grounds used exclusively for public purposes; all works, machinery and fixtures belonging exclusively to any town, village or city, used exclusively for conveying water to such town, village or city; all works, machinery and fixtures of drainage districts, when used exclusively for pumping water from the ditches and drains of such district for drainage purposes.

10. All property which may be used exclusively by societies for agricultural, horticultural, mechanical and philosophical purposes, and not for pecuniary profit.

SHERIDAN ROAD.

The commissioners of Lincoln park in Chicago are authorized to take charge of, improve and maintain the boulevard or driveway known as Sheridan road as far as the northern boundary of Illinois, provided that the consent of the various local authorities and of the owners of a majority of the frontage of the lots and lands abutting on the driveway is first obtained. (Approved June 28, 1913.)

ARMORY BUILDINGS AND SITES.

The act creates a commission consisting of the adjutant-general, division commander and the regimental commanders of the organizations for which armories are to be erected, to select and procure suitable sites for the construction of armories for the use of the 1st cavalry, Chicago; 3d infantry, Ottawa; 6th infantry, Galesburg; 6th infantry, Moline, and 3d infantry, Kankakee. To carry out the provisions of the act there is appropriated \$225,000 for 1st cavalry armory, \$30,000 for the 3d infantry armory, and \$50,000 for the 6th infantry (Galesburg) armory. [The sums appropriated for the other armories were vetoed by the governor.] (Approved June 28, 1913.)

EPILEPTIC COLONY.

There is created and established a state colony for epileptics to be under control of the board of administration. The board is authorized to secure a site of not less than 1,000 acres of land and to provide for an institution on the cottage system sufficient for the care and comfort of not less than 1,500 inmates. The object of the colony shall be to secure for the resident epileptics of Illinois a place of employment, instruction, treatment and custody. It shall maintain a staff of physicians, educated and trained in the care and treatment of nervous and mental diseases. (Approved May 27, 1913.)

TERMS OF ALDERMEN, CITY CLERK AND CITY TREASURER.

The act provides that, if the voters of Chicago approve the measure, the terms of aldermen, city clerk and city treasurer shall be four years instead

of two as at present. Those now holding such permits continue to hold them until their terms expire. (Approved June 27, 1913.)

DRAINAGE DISTRICT ENLARGED.

The corporate limits of the sanitary district of Chicago are enlarged so as to include the villages of Franklin Park, River Grove, Melrose Park, Maywood, River Forest, Forest Park, Riverside and Bellwood. (Approved June 27, 1913.)

HOURS OF FIREMEN.
In all cities and villages which shall adopt the act on referendum no employee of the fire department shall be on duty more than ten consecutive hours during the day nor more than fourteen during the night time. (Approved June 26, 1913.)

FIRE ESCAPES ON HOTELS.
Every hotel more than three stories high shall be provided with an iron stairway fire escape. (Approved June 26, 1913.)

EQUALIZED ASSESSMENT OF ILLINOIS PROPERTY.

YEAR.	Real estate.	Personal property.	Railroad property.	Total valuation.*	Tax rate per \$100.
1840.....				\$58,752,168	\$0.20
1850.....	\$86,532,237	\$33,335,799		119,868,036	.58
1860.....	266,238,155	88,854,115	\$12,085,472	367,227,742	.67
1870.....	347,876,630	113,545,227	19,242,141	480,664,058	.65
1880.....	573,494,141	165,846,394	47,565,259	786,614,394	.86
1890.....	587,045,386	149,158,000	72,689,396	808,892,782	.86
1900.....	638,619,469	162,235,284	77,378,672	878,233,465	.50
1901.....	689,210,143	223,786,346	86,285,540	999,281,829	.50
1902.....	710,571,904	231,350,427	88,270,104	1,030,292,435	.40
1903.....	758,249,645	234,183,427	90,669,907	1,083,050,979	.52
1904.....	763,260,719	226,356,632	90,854,611	1,082,744,083	.55
1905.....	771,040,262	213,970,049	93,634,247	1,069,681,557	.50
1906.....	783,081,075	228,171,948	95,131,416	1,126,663,157	.50
1907.....	891,802,748	246,819,650	100,161,503	1,251,974,306	.50
1908.....	894,231,942	245,067,647	104,743,848	1,263,500,487	.50
1909.....	1,508,984,520	435,610,615	175,693,593	2,158,698,450	.35
1910.....	1,532,555,070	467,482,556	177,217,515	2,199,701,976	.30
1911.....	1,630,010,832	492,719,174	178,105,461	2,319,814,614	.35
1912.....	1,648,500,546	470,904,243	178,032,000	2,319,874,931	.38
1913.....	1,658,544,334	509,623,714	210,907,669	2,420,389,841	.70

*Includes assessment on capital stock of railroads, property of interurban lines and capital stock of franchise corporations.

NOTE—The assessed value is one-third of actual value. Prior to 1909 it was one-fifth. Property in Illinois in 1913 was \$7,261,169,523 as against \$7,031,639,073 in 1912.

INHERITANCE TAX IN ILLINOIS.

The Illinois law taxing gifts, legacies and inheritances was passed by the legislature in 1895 and amended in 1901. Its constitutionality was contested, but the United States Supreme court in a decision rendered Jan. 19, 1903, held it to be valid.

Under the provisions of this law all property, real, personal and mixed, which shall pass by will or by the intestate laws of the state from any resident of the state or any one whose property is in this state to any person or persons is subject to a tax at the following rates: When the beneficial interests to any property or income therefrom shall pass to any father, mother, husband, wife, child, brother, sister, wife or widow of the son or the husband of the daughter, or any adopted child or children, or to any lineal descendant born in lawful wedlock, the rate of tax shall be \$1 on every \$100 of the clear market value of such property received by each person and at the same rate

for any less amount, provided that any estate which may be valued at less than \$20,000 shall not be subject to any such tax; and the tax is to be levied in the above cases only upon the excess of \$20,000 received by each person.

When the property passes to any uncle, aunt, niece, nephew or any lineal descendant of the same the rate shall be \$2 on every \$100 in excess of \$2,000.

In all other cases the rate shall be as follows: On each and every \$100 of the clear market value of all property and at the same rate for any less amount; on all estates of \$10,000 and less, \$3; on all estates of over \$10,000 and not exceeding \$20,000, \$4; on all estates over \$20,000 and not exceeding \$50,000, \$5, and all estates over \$50,000, \$6; provided, that an estate in the above case which may be valued at a less sum than \$500 shall not be subject to any tax.

INAUGURATION OF GOV. DUNNE.

Edward F. Dunne was inaugurated as governor of Illinois at noon Feb. 3, 1913. The ceremony should have taken place Jan. 13, but the assembly was deadlocked on the selection of a speaker until Jan. 29, when William McKinley, democrat, was chosen by a combination of republican and democratic votes. It was held by Attorney-General Stead that the new state officials could not be sworn in until the vote at the election of Nov. 5, 1912, had been formally canvassed by the two houses of the legislature in joint session and the result officially declared by the speaker. This occurred Thursday, Jan. 30. Gov. Dunne was sworn in by Chief Justice Frank K. Dunn of the Illinois Supreme court. In his inaugural address the new state executive recommended that immediate steps be taken to amend the constitution so as to pro-

vide for the initiative and referendum. He also favored the creation of a state commission with plenary powers over all public service companies and suggested the giving of power to cities of more than 100,000 inhabitants to establish local utilities commissions. The abolition of the state board of equalization was asked and the creation of a permanent state tax court recommended.

Other reforms urged were the direct election of United States senators, the short ballot, an effective corrupt practices act, penal punishment for the violation of political pledges, reduction of the expenses of the administration of the charitable institutions, establishment of a state epileptic colony, good roads, and amendment of the jury law so that "hung juries" will be prevented in civil cases.

DEATH OF CARDINAL OREGLIA.

Cardinal Luigi Oreglia, dean of the Sacred college, died in Rome, Italy, Dec. 5, 1913, of pneu-

monia. He was born July 9, 1828, and was the only surviving cardinal created by Pope Pius IX.

ILLINOIS PRIMARY ELECTIONS.

(For full outline of the Illinois primary law of March 9, 1910, see The Daily News Almanac and Year-Book for 1911, page 47.)

DATES OF PRIMARIES.

A primary shall be held on the second Tuesday in April in every year in which officers are to be voted for on the first Tuesday after the first Monday in November of such year, for the nomination of candidates for such offices as are to be voted for at such November election, and shall be known as the April primary. This includes the nomination of candidates for members of the general assembly.

A primary shall be held on the second Tuesday in April in any year in which the judges of the Supreme court, judges of the Circuit court and judges of the Superior court of Cook county are to be elected on the first Monday in June of such year for the nomination of candidates for such offices, respectively.

A primary shall be held on the last Tuesday in February in each year for the nomination of such officers as are to be voted for on the first Tuesday in April of such year.

A primary shall be held on the second Tuesday in March in each year for the nomination of such officers as are to be voted for on the third Tuesday in April of such year.

A primary shall be held on the first Wednesday after the second Tuesday in September, 1914, and every two years thereafter, for the nomination of candidates for senatorial officers and for the election of senatorial committeemen.

A primary for the nomination of all other officers, nominations for which are required to be made under the provisions of the act, shall be held three weeks preceding the date of the general election for such offices, respectively.

The polls shall be open from 6 o'clock a. m. to 5 o'clock p. m.

Any person entitled to vote at such primary shall be entitled to absent himself from his work for two hours between the opening and closing of the polls without incurring loss of wages or salary, providing application shall have been made on the preceding day. The employer may specify the hours.

PETITIONS.

Petitions for nomination shall be signed:

For a state office, by not less than 1,000 nor more than 2,000 primary electors of his party.

For state senator or assemblyman, by at least one-half of 1 per cent of the qualified primary electors of his district.

For a congressional office, by at least one-half of 1 per cent of the qualified primary electors of his party in his congressional district.

For a judicial office, by at least one-half of 1 per cent of the qualified electors in the district.

For a county office, by at least one-half of 1 per cent of the qualified primary electors of his party cast at the last preceding general election in his county; if for the nomination for county commissioner of Cook county, then by at least one-half of 1 per cent of the qualified primary electors of his

party in his county in the division in which such person is a candidate for nomination.

For a city or village office, to be filled by the electors of the entire village, by at least one-half of 1 per cent of the qualified primary electors of his party in his city or village; if for alderman, by at least one-half of 1 per cent of the voters of his party in his ward.

For state central committeeman, by at least 100 of the primary electors of his party of his congressional district.

For a candidate for trustee of a sanitary district, by at least one-half of 1 per cent of the primary electors of his party from such sanitary district.

For a candidate for clerk of the Appellate court, by at least one-half of 1 per cent of the primary electors of his party of the district.

For any other office, by at least ten primary electors of his party of the district or division for which nomination is made.

Any candidate for president of the United States or for United States senator may have his name printed upon the primary ballot of his party by filing with the secretary of state not more than sixty nor less than thirty days prior to the April primary a petition signed by not less than 1,000 primary electors nor more than 2,000 members of the party of which he is a candidate.

CONVENTIONS.

On the first Monday after the April primary the county central committee of each political party shall meet at the county seat and organize, such meeting to be called the county convention. The county convention of each political party shall choose delegates to the congressional and state conventions of its party. Only precinct committeemen residing within a congressional district shall take part in the selection of delegates to a congressional convention. Each delegate to the county convention shall have one vote and one additional vote for each fifty or major fraction thereof of his party as cast in his precinct at the last general election.

All congressional conventions shall be held on the first Wednesday after the first Monday next succeeding the April primary. The congressional convention of each political party shall have power to select delegates to national nominating conventions and to recommend to the state convention of its party the nomination of candidate or candidates from such congressional district for elector or electors of president and vice-president of the United States.

All state conventions shall be held on the first Friday after the first Monday next succeeding the April primary. The state convention of each political party shall have power to make nominations of candidates for the electors of president and vice-president of the United States, and for trustees of the University of Illinois, to adopt any party platform and to select delegates and alternates to the national nominating conventions.

NEW CABINET IN FRANCE.

Formed Dec. 8, 1913.

Premier and Minister of Foreign Affairs—Gaston Doumergue.
Interior—Rene Renoult.
Justice—Blievenu Martin.
War—Joseph J. B. E. Nouleus.
Marine—Ernest Monis.
Finance—Joseph Caillaux.

Public Instruction—Rene Viviani.
Public Works—Ferdinand David.
Commerce—Louis J. Malvy.
Colonies—Albert F. Lebrun.
Agriculture—Maurice Raynaud.
Labor—Albert Metin.

NATIONAL DEMOCRATIC LEAGUE OF CLUBS.

President—Frank S. Clark, Indianapolis, Ind.
First Vice-President—John E. Raker, Alturas, Cal.
Secretary and General Organizer—William C. Liller, Indianapolis, Ind.

General Treasurer—C. A. Haulenbeck, Jr., Manhattan, Kas.
Sergeant-at-Arms—Col. John I. Martin, St. Louis, Mo.
Headquarters—Indianapolis, Ind.

CONGRESSIONAL CAMPAIGN COMMITTEES.

The chairman of the democratic congressional campaign committee is James T. Lloyd of the 1st Missouri district. The chairman of the republican

congressional campaign committee is Frank P. Woods of the 10th Iowa district.

COOK COUNTY OFFICIALS.



Kochne Photo.
ALEX. A. MCCORMICK,
President County Board.



Morrison Photo.
W. L. O'CONNELL,
Treasurer.



Wallner Photo.
R. M. SWEITZER,
County Clerk.



Huszagh Photo.
MICHAEL ZIMMER,
Sheriff.



Root Studios.
MACLAY HOYNE,
State's Attorney.



Gehrig Studio, Chicago.
JOSEPH F. CONNERY,
Recorder.




Morrison Photo.
JOHN E. OWENS,
County Judge.



Morrison Photo.
E. J. TOBIN,
County Supt. Schools.



Wallner Photo.
FRANK J. WALSH,
Clerk Criminal Court.



Nemecek Photo.
J. A. CERVENKA,
Clerk Probate Court.



Gibson Photo.
THOMAS A. SMYTH,
Pres. Sanitary District.



Coover Photo.
P. M. HOFFMANN,
Coroner.




Menfort Photo.
THOMAS J. WEBB,
Board of Review.




Kochne Photo.
ROY O. WEST,
Board of Review.



Stevens & Son Photo.
F. W. BLOCKI,
Board of Review.



Coover Photo.
WM. H. WEBER,
Board of Assessors.



Halton Photo.
W. K. SHERIDAN,
Board of Assessors.



Wallner Photo. □
F. W. KORALESKI,
Board of Assessors.



Photo by Young, N. Y.
D. M. PFAELZER,
Board of Assessors.



Coover Photo.
ADAM WOLF,
Board of Assessors.

COOK COUNTY OFFICIALS.

Hours 9 a. m. to 5 p. m.

BOARD OF COMMISSIONERS.

Room 537 courthouse.

President—Alex. A. McCormick, R., 523 courthouse.
Clerk of County Board—Robert M. Sweltzer, D., 600 courthouse.

Commissioners—Alexander A. McCormick, R.; Peter Bartzan, D.; Frank Ragen, D.; Joseph M. Fitzgerald, D.; Bartley Burg, D.; Daniel J. Harris, D.; Stanley Kuflewski, D.; Daniel Moriarty, D.; John E. Maloney, D.; Albert Nowak, D., city districts. Avery Cooney, Prog.; Harley B. Mitchell, Prog.; Ellsworth M. Board, Prog.; John J. Gard, Prog.; A. N. Anderson, Prog., country districts. Room 537 courthouse.

Committee Clerk—Peter Ellert, 527 courthouse.

Meetings—The regular meetings of the board of commissioners are held on the first Monday of December, January, February, March, June and September of each year.

Duties—The commissioners are charged with the management of the county affairs of Cook county, as provided by law, having the same powers as the boards of supervisors in other counties. They make all appropriations and contracts and authorize all expenditures. The president appoints, with the approval of the board, the superintendent of public service and other officers and employes whose election or appointment is not otherwise provided for by law.

COUNTY CLERK'S OFFICE.

Courtroom, 2d floor, south end.

County Clerk—Robert M. Sweltzer, D.

Chief Deputy—John H. Mack.

Chief Clerk—Al F. Gorman.

Chief Election Department—Daniel Herlihy.

Duties—The county clerk is clerk of the county board and ex officio comptroller of county financial affairs. As such he has charge of all deeds, mortgages, contracts, bonds, notes and similar papers belonging to the county, settles all accounts, keeps books showing appropriations and expenditures, makes out report for fiscal year and submits estimates for the expenses of all the departments of the county organization.

COUNTY TREASURER'S OFFICE.

Courtroom, 1st and 2d floors, north end.

County Treasurer—William L. O'Connell, D.

Assistant Treasurer—Marcus Jacobowsky.

Chief Clerk—D. J. Egan.

Duties—The county treasurer receives and disburses, pursuant to law, all the revenues and other public moneys belonging to the county. He personally countersigns county orders and renders accounts to the board of commissioners.

COMPTROLLER'S OFFICE.

Room 511 courthouse.

Comptroller—Robert M. Sweltzer, D.

Deputy Comptroller—Frank S. Ryan, D.

Chief Clerk—Michael J. O'Connor.

Duties—See County Clerk.

SUPERINTENDENT OF PUBLIC SERVICE.

Room 519 courthouse.

Superintendent—Robert E. Kenyon.

Duties—Purchases all supplies for the county institutions, advertising for bids at specified times and entering into yearly or quarterly contracts and making tests from time to time of the articles furnished to determine if they are up to contract requirements. Has supervision of all maintenance and rehabilitation of county buildings. Represents owners on all new construction work; advertises for bids and handles all plans and specifications.

RECORDER'S OFFICE.

Courtroom, 1st floor, south end.

Recorder of Deeds—Joseph F. Connery, D.

Chief Deputy—John P. Dougherty.

Chief Clerk—Florence F. Moran.

Duties—The recorder is the keeper of the records and upon the filing of any instrument in writing in his office entitled to be recorded he must spread the same on the record books provided for that purpose, in the order of the time of filing. He is also the official abstract maker for Cook county.

REGISTRAR OF TITLES.

Courtroom, 1st floor, south end.

Registrar—Joseph F. Connery, D.

Examiners—Albert H. Tyrrell, Edgar H. Parnell, James F. Fardy.

Advisory Examiners—Nathaniel C. Sears, John S. Hummer, A. F. Reichman, Charles T. Farson.

Duties—The registrar of titles under the Torrens system of land registration directs the procedure by which title is confirmed by decree of court, which does away with the need of an abstract, and the certificate of title which is issued is guaranteed by the county.

CIVIL SERVICE COMMISSION.

Room 547 courthouse.

Commissioners—Robert H. Catherwood, chairman; Anna E. Nicholes, secretary; W. Francis Corby.

Duties—The commissioners examine applicants for positions in the county service. Before an examination is held fourteen days' notice is given by advertisement. The rules are practically the same as those governing other bodies of the kind.

JURY COMMISSION.

Room 524 courthouse.

Commissioners—Richard J. Finnegan, president; William A. Amberg, secretary; Joseph H. Barnett.

Clerk—Roswell H. Mason.

Duties—The commissioners are required to prepare a list of electors qualified to act as jurors, to select names from such list and place them in a jury box and a grand jury box, and to be present when the names of jurors needed at each term of court are drawn.

BOARD OF ASSESSORS.

Courtroom, 3d floor, north end.

Members of the Board—William H. Weber, R., chairman; Frank W. Koraleski, D., secretary; David M. Pfaelzer, D.; Adam Wolf, R.; Michael K. Sheridan.

Chief Clerk—James A. Long.

Duties—Fix the amount of assessment on all real and personal property according to the rate required by law.

BOARD OF REVIEW.

Courtroom, third floor, south end.

Members of Board—Roy O. West, R., president; T. J. Webb, D.; Fred W. Blocki, D.

Chief Clerk—Stephen D. Griffin.

Duties—The board of review takes the place of the old town board in revising and correcting the findings of the assessors and in hearing and adjusting complaints of property owners. The decisions of the board of review are final.

COUNTY INSTITUTIONS.

AT OAK FOREST.

Superintendent—James Mullenbach, Prog.

Duties—Has general management of infirmary or poor house, poor farm and tuberculosis hospital.

COUNTY ARCHITECT.

Room 1303, 64 West Randolph street.

County Architect—Richard E. Schmidt.

Duties—The county architect makes designs for new buildings, alterations in old ones, etc., as required by the county board. (Paid in fees.)

SUPERINTENDENT OF SCHOOLS.

Room 546 courthouse.

Superintendent—Edward J. Tobin, D.

Assistant Superintendent—James W. Calley.

Duties—He is required to visit each school in his district at least once a year, to see that the teachers are qualified for the performance of their duties and to do all in his power to increase the efficiency and elevate the standards of the schools.

COUNTY HOSPITAL.

Harrison and Honore streets.

Warden—William O. Chapman.

Duties—Exercises general supervision over the county hospital.

COUNTY SURVEYOR.

Room 1020 courthouse.

County Surveyor—George C. Waterman, D.

Duties—The surveyor is required to make all official surveys in the county. (Paid in fees.)

COUNTY PHYSICIAN.

Office in detention hospital.

County Physician—Dr. Haine I. Davis.

Duties—The county physician resides at the detention hospital and gives medical attention to the patients in that institution.

COUNTY AGENT'S OFFICE.

213-215 South Peoria street; branch offices, 1054 North Ashland avenue, 837 West 47th street, 6330 Madison avenue.

County Agent—Joseph Meyer.

Duties—The county agent is responsible to the president and board of county commissioners in the carrying out of the plans for the relief of the poor in the city of Chicago. He undertakes the return of all nonresident and alien paupers to their legal place of residence; is the medium whereby all defective children are sent to the Lincoln State School and Colony and the blind and deaf and dumb children to the state schools at Jacksonville, Ill.; keeps a record of and closely scrutinizes all cases passed upon at the detention hospital; passes on all applications for institutional care or infirmary cases; interests himself in any wrong existing or being perpetrated on any family to which his attention may be called.

CORONER'S OFFICE.

Room 500 courthouse.

Coroner—Peter M. Hoffman, R.

Chief Physician—Dr. H. G. W. Reinhardt.

Chief Deputy—David R. Jones.

Deputies—Matt Conrad, David J. Gillespie, Michael P. Hartney, Adolph Herrmann, George Hitzman, George A. Webster, Charles F. Kennedy, William Ostrom, Michael G. Walsh, Henry Spears, Samuel L. Davis.

Physicians—E. R. LeCount, Wm. H. Burmeister, Joseph Springer.

Duties—The coroner is required to take charge of bodies of all persons in the county supposed to have come to their deaths through other than natural causes, to summon a jury of six men and to inquire into the cause of death. If any person is implicated by the inquest as the slayer of the deceased, or as an accessory, the coroner shall cause his arrest if not already in custody.

SHERIFF'S OFFICE.

Courthouse, 4th floor, center.

Sheriff—Michael Zimmer, D.

Assistant Sheriff—William H. Ehemann, D.

Chief Deputy—Charles W. Peters.

Jailer—William T. Davies, R.

Duties—The sheriff serves and returns all writs, warrants, processes, orders and decrees legally

directed to him. He is the conservator of peace in his county and may arrest offenders on view. He is the keeper of the jail and has the custody of prisoners. It is also his duty to attend the courts of record of the county and obey their orders.

STATE'S ATTORNEY'S OFFICE.

Criminal court building, 2d floor.

State's Attorney—Maclay Hoyne, D.

Chief Assistant—Frank Johnston, Jr.

Secretary—Edward J. Fleming.

Assistants—Michael F. Sullivan, Everett Jennlugs, Edwin J. Raber, John T. Fleming, B. J. Mahony, Marvin E. Barnhart, Charles C. Case, Henry A. Berger, Stephen Malato, Hayden N. Bell, William W. Witty, Dwight McKay, Francis W. Hinckley, P. J. Murphy, J. K. Murphy, Ernest Langtry, John Prystalski, Thomas J. Finn, George C. Bliss, Eugene C. O'Reilly, Malcolm B. Sterrett, Irwin N. Walker, John R. Herren, Robert E. Hogan, James A. Smejkal, Abel B. Kretske, James C. Dooley, William H. Duval, John A. Fahy, E. E. Wilson, Elliott H. Evans.

Duties—The state's attorney begins and prosecutes all actions, civil and criminal, in any court of record in the county, in which the people of the state or county may be interested, prosecutes forfeited bonds and actions for the recovery of debts due the state or county and acts as adviser to county officers.

COUNTY ATTORNEY'S OFFICE.

Room 507 courthouse.

County Attorney—Carl R. Chindblom.

Assistant County Attorneys—William F. Struckman, John P. Barnes, Charles J. Jones, Louis B. Anderson, Paul T. Barnes, Walter E. Moss.

Manager Tax Department—P. H. Schmitz.

Duties—The county attorney is the legal adviser of the county board and has charge of all suits for or against the county and of all suits for the collection of delinquent taxes and to compel the support of poor persons by relatives of sufficient ability.

PUBLIC ADMINISTRATOR.

Appointed by governor.

Room 1008 City Hall Square building.

James F. Bishop, D.

Duties—The public administrator is appointed by the governor to administer the estates of deceased persons under certain contingencies regulated by the statutes of the state of Illinois.

CUSTODIAN COUNTY BUILDING.

Room 325 courthouse.

Robert E. Burke, D.

DIRECTORY OF COUNTY DEPARTMENTS AND COURTS.

LOCATION OF COUNTY BUILDINGS.

Courthouse—Clark street, between Washington and Randolph; south side.

County Jail—Dearborn avenue and Illinois street; north side.

Criminal Court building—Michigan street and Dearborn avenue; north side.

Children's Hospital—Wood street, near Polk; west side.

County Hospital—Harrison and Honore streets; west side.

County Infirmary—Oak Forest; reached by the Rock Island railroad.

County Morgue—Wood and Polk streets; west side.

Detention Hospital—Wood and Polk-sts.; west side.

County Agent—213 South Peoria street, west side.

Juvenile Court—771 Ewing street, west side.

Home for Delinquent and Dependent Children—771 Ewing street.

IN COURTHOUSE.

Board of Assessors—Third floor, north end.

Board of Review—Third floor, south end.

County Commissioners—Room 531.

Committee Clerk—Room 527.

County Treasurer—First and second floors, north end.

County Clerk—Second floor, south end.

County Court—Room 603.

County Court Clerk—Room 600.

County Comptroller—Room 511.

County Attorney—Room 507.

County Superintendent of Schools—Room 546.

County Surveyor—Room 426.

Custodian—Room 325.

Coroner—Room 500.

Civil-Service Commissioners—Room 547.

Circuit Court—Seventh floor.

Circuit Court Clerk—Fourth floor, north end.

Jury Commissioners—Room 524.

President County Board—Room 523.

Probate Court—Sixth floor.

Probate Court Clerk—Sixth floor.

Sheriff—Fourth floor, center.

Superior Court—Eighth floor.

Superior Court Clerk—Fourth floor, south end.

Superintendent of Public Service—Room 519.

CRIMINAL COURT BUILDING.

Criminal Court Clerk—First floor.

Criminal Courts—Third, fourth and fifth floors.

Sheriff (Bailliffs) in Charge of Criminal Court—First floor.

Grand Jury Assembly Room—Second floor.

State's Attorney—Second floor.

EMPLOYES ON THE CHICAGO CITY PAY ROLLS.

Average number in 1912.

General government.....	9,787	Waterworks	3,027	Public Library.....	389
Public works.....	5,113	Board of education.....	8,011	Total	26,327

SALARIES OF COOK COUNTY OFFICIALS AND EMPLOYES (1913).

Yearly except where otherwise specified.

COUNTY BOARD.

President	\$7,000
Commissioners, 14 at	3,600
Secretary to president	2,500
Committee clerk	2,500
Assistant committee clerk	1,500
Stenographer	1,200

COMPTROLLER.

Comptroller (see county clerk)	
Deputy comptroller	\$4,800
Chief clerk	2,500
Auditor	2,200
Auditor	1,800
Cashiers, 2 at	1,800
Bookkeeper	1,800
Clerks, \$1,200 to	1,800
Stenographer	1,200

SUPERINTENDENT PUBLIC SERVICE.

Superintendent	\$5,000
Head clerk	2,000
Senior clerk	1,800
Inspector purchases	2,400
Principal bookkeeper	1,980
Buyer	1,200
Storekeeper	1,200
Stenographers, 2 at	1,200
Superintendent mechanics	3,000

Note—Mechanics are paid prevailing union wages.

SHERIFF.

Sheriff	\$9,960
Assistant sheriff	3,000
Chief deputy	4,000
Chief bailiffs, 2 at	2,100
Assistant bailiffs, 2 at	1,650
Real estate clerk	1,980
Cashier	1,800
Summons clerk	1,800
Execution clerk	1,800
Clerk	1,500
Clerks, 4 at	1,200
Deputy sheriffs, 24 at	1,800
Bailiffs, 109 at	1,380

CRIMINAL COURT BUILDING.

Custodian	\$1,680
Elevator men, 4 at	900
Watchmen, 8 at	840
Janitors, 10 at	750
Janitresses, 15 at	510
Chief engineer	1,800
Engineers, 3 at	1,440
Electrician	1,800
Plumber	1,800
Steamfitter	1,800

COUNTY JAIL.

Jailer	\$2,500
Assistant jailers, 3 at	1,680
Clerk	1,380
Clerk	1,080
Physicians, 2 at	1,000
Matrons, 3 at	900
Engineer	1,440
Instructor	1,000
Jail guards, 53 at	1,000
Chief cook	1,200
Baker	1,080
Storekeeper	1,200

COUNTY BUILDING.

Custodian	\$3,000
Assistant custodian	1,200
Chief engineer	2,500
Steamfitter	1,800
Plumber	1,800
Electrician	1,800
Elevator starters, 2 at	1,080
Window washers, 14 at	720
Elevator men, 18 at	900
Watchmen, 8 at	840
Chief janitors, 2 at	900
Janitors, 40 at	750
Janitresses, 96 at	510
Marble caretaker	1,545

CIVIL SERVICE COMMISSION.

Commissioner, 1 at	\$4,000
Commissioners, 2 at	3,000
Chief examiner	2,400
Chief efficiency division	3,000
Examiner	1,200
Senior clerk	2,000

COUNTY ATTORNEY.

County attorney	\$5,200
Assistant county attorney	4,200
Assistant county attorney	4,000
Assistant attorneys, 2 at	2,700
Tax expert	2,700
Senior clerk	1,650
Senior stenographer	1,260
Clerk, 1 at	1,380

BOARD OF ASSESSORS.

Assessors, 5 at	\$5,000
Chief clerk	3,600
Head clerks, 2 at	2,500
Valuation expert	2,200
Chief draftsman	1,500
Real estate expert	2,400
Clerks, \$1,200 to	2,200

BOARD OF REVIEW.

Members, 3 at	\$7,000
Clerk of board	3,600
Assistant clerk of board	3,000
Secretary to board	3,000
Principal clerk	2,000
Clerks, \$1,100 to	1,800

COUNTY TREASURER.

Treasurer*	\$14,500
Assistant treasurer	4,000
Chief clerk	3,600
Principal clerk	3,600
Auditor	3,000
Head bookkeeper	3,000
Head cashier	2,700
Clerk	2,500
Clerks, 2 at	2,400
Assistant cashier	2,100
Bookkeepers, 3 at	1,800
Clerks, \$750 to	1,800

*Allowed by board, \$4,000; as ex officio town collector of each of seven towns (\$1,500 each), \$10,500.

COUNTY CLERK.

County clerk	\$9,000
Private secretary	1,500
Chief deputy	3,300
Chief clerk	3,000
Cashier	2,520
Chief tax extension	3,300
Head clerk	2,400
Head bookkeeper	2,520
Clerks, \$840 to	2,100

RECORDER.

Recorder	\$9,000
Chief deputy	3,300
Chief clerk	2,400
Clerks, each, \$720 to	1,800

ABSTRACT DEPARTMENT.

Superintendent	\$2,200
Clerks, \$800 to	1,800

TORRENS DEPARTMENT.

Attorney and examiner	\$4,000
Attorney and examiner	2,500
Chief clerk	2,500
Clerks, \$1,200 to	1,800

CIRCUIT COURT CLERK.

Clerk of court	\$9,000
Chief clerk	3,000
Cashier	1,800
Execution clerk	2,000
Clerks, \$1,000 to	2,000

SUPERIOR COURT CLERK.

Clerk of court	\$9,000
Chief clerk	3,000

Principal clerk	2,000
Cashier	1,800
Clerks, \$1,000 to	1,800

CLERK COURT.

Chief clerk	\$3,000
Cashier	1,800
Clerks, \$1,000 to	1,800

PROBATE COURT CLERK.

Clerk Probate court	\$9,000
Assistants to judge, 3 at	3,300
Chief clerk	2,250
Clerks, \$1,000 to	2,000

CRIMINAL COURT CLERK.

Clerk Criminal court	\$9,000
Chief clerk	3,000
Cashier	1,800
Clerks, \$900 to	1,800

STATE'S ATTORNEY.

State's attorney	\$9,600
Assistants, 2 at	6,000
Assistant, 1 at	5,000
Assistants, 3 at	4,500
Assistants, 5 at	4,000
Assistants, 2 at	3,600
Assistants, 8 at	3,000
Assistants, 9 at	2,400
Assistants, 3 at	1,800
Clerks, 3 at	1,200
Secretary	2,200
Investigators, 3 at	1,200
Investigator, 1 at	1,800
Chief court reporter	3,000
Court reporters, 3 at	1,620

COUNTY INSTITUTIONS.

AT OAK FOREST.

Superintendent	\$3,600
Assistant superintendent	2,100
Senior physician	1,800
Assistant physicians, 2 at	1,200
Druggist	1,020
Chief engineer	1,920

Wages of minor employes run from \$20 to \$90 a month. Nurses get from \$30 to \$50 a month. Nearly all are provided with board and lodging and laundry service free.

AT COUNTY HOSPITAL.

Warden	\$3,600
County physician	3,500
Assistant warden	2,700
Assistant warden, 1 at	2,500
Interpreter	1,200
Druggist	1,200
Pathologist	1,800
Head clerk	1,800
Chief engineer	1,800
Other employes, \$240 to	1,080

Board, etc., is in some cases free.

DUNNING TUBERCULOSIS HOSPITAL.

Business manager	\$2,000
Physician	1,800
Physician, 9 months	900

COUNTY AGENT.

County agent	\$3,600
Assistant agent, 1 at	2,500
Reporting agents	1,650
Investigators, \$1,200 to	1,800
Clerks, \$600 to	1,200

G. A. B. RELIEF.

Superintendent	\$1,200
Secretary	900
Visitor	900
Stenographer	600

DELINQUENT HOME.

Superintendent	\$1,500
Physician	1,200
Graduate nurse	960
Other employes, \$360 to	960

JUVENILE COURT.

Chief probation officer.....\$3,000
 Assistants, \$1,050 to.....1,200

SUPT OF SCHOOLS.

Superintendent.....*\$7,500
 Assistants, 2 at.....3,000
 Stenographer.....1,200
 Probationer.....1,000
 *Paid by state.

ADULT PROBATION.

Chief probation officer.....\$1,500
 Stenographer.....1,080
 Probation officers, 4 at.....1,320

JURY COMMISSION.

Commissioners, 3 at.....\$1,500
 Principal clerk.....1,800
 Clerks, 7 at.....1,200
 Clerks, 4 at.....1,100

ELECTION COMMISSION.

Commissioners, 3 at.....\$4,000
 Chief clerk.....5,000
 Assistant chief clerk.....3,000

CORONER.

Coroner.....\$9,000
 Chief deputy.....3,300
 Chief physician.....2,500

Physicians, 3 at.....2,100
 Deputies, 11 at.....2,000
 Shorthand reporters, 4 at....1,800

JUDGES.

Circuit judges, 14 at.....*\$10,000
 Superior judges, 17 at.....*10,000
 Superior judge, 1 at.....†11,500
 County court judge.....10,000
 Probate court judge.....10,000

*\$5,000 from county and \$5,000 from state. †\$6,500 from county and \$5,000 from state.

COOK COUNTY APPROPRIATIONS FOR 1913.

GENERAL.

Bonds and interest.....\$1,180,013.75
 New infirmary.....69,345.37
 New county hospital.. 2,693,937.88
 Dunning fire insurance.....3,749.70
 New detention hospital.....500,000.00
 Oak Forest infirmary.. 1,000,000.00
 Liabilities outstanding.....311,519.52
 Light, heat and power.....164,845.00
 Furniture and repair... 38,750.00
 Claims and refunds.....78,095.00
 Dieting, brickwell.....30,000.00
 State institutions.....35,000.00
 Industrial school.....180,000.00
 Telephone fund.....14,000.00
 Deporting indigents... 2,500.00
 Inspection fund.....4,000.00
 President's fund.....2,000.00
 Hospital nursing.....165,000.00
 Roads and bridges.....90,000.00
 Transportation.....6,250.00
 Postage.....12,500.00
 Coroner's expense.....5,000.00
 Assessment lists.....23,000.00
 Soldiers' widows' home.....500.00
 Charity board visits... 3,000.00
 Outdoor relief.....23,075.00
 Jurors' fund.....340,000.00
 Birth record fund.....5,000.00
 Election purposes.....32,500.00
 Judges' fund.....206,500.00
 Social service.....9,960.00
 Finance committee... 3,500.00
 Interest on loans.....60,000.00
 Printing.....6,000.00
 Insurance.....12,000.00
 Parents' pensions.....165,000.00
 No fee cases fund.....30,000.00
 Building fund.....30,000.00
 Miscellaneous.....25,088.35
 Rebate gen. tax fund. 3,241,223.42
 Tax error and rebate.. 325,000.00

Total general.....11,295,152.27

SALARIES AND WAGES.

County board.....\$68,430.00
 Comptroller.....34,756.66
 Supt. public service... 34,139.98
 Mechanics.....146,778.19

Sheriff—County bldg... 157,667.20
 Civil service commis'n 33,615.00
 County attorney.....26,022.26

Total administration. 501,409.29

Board of assessors.....\$155,776.29
 Country towns.....16,890.00
 Board of review.....77,579.98
 County treasurer.....357,120.00
 County clerk.....228,448.00

Total tax division... 835,814.27

Recorder.....\$165,994.25
 Abstract dept.....74,640.00
 Torrens dept.....22,620.00
 Circuit court clerk... 89,268.65
 Superior court clerk.. 78,316.95
 County court clerk... 33,171.00
 Probate court clerk... 88,024.18
 Sheriff—General office. 252,157.40
 Jury commission.....19,100.00
 Election commissioners 20,000.00
 Coroner.....63,714.51

Total civil courts... 902,006.95

Clerk Criminal court.. \$57,424.54
 State's attorney.....148,740.00
 Sheriff—Crim. ct. bldg. 15,028.00
 Sheriff—Jail.....89,060.00

Total criminal ets... 346,252.54

Oak Forest institut'n's \$93,244.52
 County hospital.....283,761.36
 Tuberculosis hospital.. 20,916.00
 County agent.....94,269.35
 Physicians.....25,000.00
 G. A. R. relief.....3,600.00
 Home for delinquents.. 31,830.00
 Juv. court probat'n of. 95,527.50
 Supt. schools.....10,200.00
 Adult probation office.. 9,810.00

Total charitable, etc. 648,158.73

Total salaries, etc... 3,233,641.78

OFFICE SUPPLIES.

Administration division 115,100.00
 Taxation division.....32,000.00
 Civil courts division... 28,125.00

Crim. courts division.. 4,450.00
 Charitable division... 16,535.00

Total office supplies. 96,210.00

GENERAL SUPPLIES.

Oak Forest institut'n's \$201,917.50
 Tuberculosis hospital.. 29,160.00
 County hospital.....247,500.00
 County agent.....229,540.00
 Home for delinquents.. 17,000.00
 Sheriff—County bldg... 11,424.00
 Sheriff—Crim. ct. bldg. 4,186.00
 Sheriff—Jail.....5,720.00
 Dieting prisoners.....25,000.00
 Supt. public service... 15,000.00

Total gen. supplies.. 786,447.50

T'l appropriations... 15,295,152.27

Total in 1912.....13,952,899.19

ESTIMATED RESOURCES.

General taxes.....\$8,750,517.10

FEE OFFICES.

County treasurer.....\$606,941.00
 County clerk.....251,456.00
 Recorder.....253,510.00
 Abstract department.. 19,795.00
 Torrens department... 32,916.00
 Circuit court clerk... 116,035.00
 Superior court clerk.. 102,182.00
 County court clerk... 70,493.00
 Probate court clerk... 146,566.00
 Sheriff.....59,350.00
 Coroner.....3,577.00
 Criminal court clerk... 1,723.00
 State's attorney.....5,647.00

Total fee offices... 1,670,191.00

OTHER SOURCES.

Miscellaneous.....\$29,693.00
 County clerk's fees... 20,901.57
 Cash available.....41,523.86
 Cash in fee offices... 176,203.65
 Accounts receivable... 170,292.79
 New hospital fund... 2,693,937.88
 New infirmary fund... 69,345.37
 Fire insurance fund... 3,749.70
 Bond issues.....1,500,000.00

Total.....5,105,647.82

Grand total.....15,526,355.92

COOK COUNTY FINANCES.

[From Comptroller Robert M. Sweitzer's annual report for the fiscal year ended Dec. 2, 1912, and brought down to Jan. 4, 1913.]

GENERAL BALANCE SHEET.

ASSETS.

Capital assets—
 Remunerative real estate.....\$25,171.76
 Buildings and equipment... 40,727.50
 Unremunerative real estate. 3,729,167.16
 Buildings and equipment.. 8,881,297.77
 Dunning cottages.....17,561.90
 Hospital building bonds... 1,900,000.00
 Cash in hands of treasurer. 867,032.95
 Total capital assets.....15,460,959.04
 Current assets—
 Cash in hands of treasurer. 633,942.59
 Taxes.....4,366,366.48
 Uncollected fees.....930,794.72

Accounts receivable.....164,720.44
 Supply department.....1,322.87

Total current assets.....6,097,747.10
 Contingent assets—
 Cash in hands of treasurer.....15,721.64
 Trust fund securities.....17,488.50

Total contingent assets... 33,210.14
 Grand total.....21,591,916.28

LIABILITIES.

Capital liabilities—
 Funded debt.....\$9,710,000.00
 Capital surplus.....5,750,959.04
 Total capital liabilities... 15,460,959.04

Current liabilities—	
Warrants outstanding.....	193,733.60
Audited vouchers.....	297,685.52
Uncompleted contracts.....	13,834.04
Bond and interest accounts.....	166,815.49
Tax error and rebate fund.....	319,000.00
Delinquent taxes.....	652,426.81
Uncollected fees.....	690,794.46
Revenue surplus.....	3,763,457.18

Total current liabilities.....	6,097,747.10
Contingent liabilities.....	33,210.14

Grand total.....21,591,916.28

CORPORATE SURPLUS ACCOUNT.

Dec. 2, 1912.

REVENUE.

1912 taxes extended.....	\$5,506,539.67
Interest on delinquent taxes.....	132,938.86
Interest on tax forfeitures.....	366.75
Fee offices.....	1,706,058.68
Tavern licenses.....	11,666.69
Miscellaneous.....	19,429.89

Total gross revenue.....	7,377,000.54
Deductions—Tax error and rebate fund.....	319,000.00
Reserve for uncollected fees.....	29,313.15
Torrens indemnity fund.....	3,226.00
Abstract guaranty fund.....	1,094.52
Expenses of fee offices, etc.....	8,033.18

Total deductions.....360,666.85
Total net revenue.....7,016,333.69

EXPENSES.

Administration.....	\$642,606.80
Taxation and collection.....	1,029,954.70
Civil courts.....	1,630,952.37
Criminal courts.....	683,886.70
Charitable and educational.....	2,273,561.53
General.....	574,555.83
Uncompleted contracts.....	13,834.04

Total operating expenses.....	6,849,351.97
Bonds matured.....	775,000.00
Additions to property.....	35,126.64

Total expenses.....	7,659,478.61
Excess of expense.....	643,144.92
Surplus as of Dec. 4, 1911.....	4,406,002.10
Surplus as of Dec. 2, 1912.....	3,763,457.18

EXPENSES BY DIVISION.

To Jan. 4, 1913.

Administration.....	\$639,808.19
Taxation and collection.....	1,029,459.73
Civil courts.....	1,631,167.16
Criminal courts.....	600,350.47
Charitable and educational.....	2,273,923.24
General.....	489,975.20

Total operating.....	6,664,683.99
Liquidation deferred liabilities.....	723,773.45
Tuberculosis hospital, Oak Forest.....	10,753.91
Building construction.....	35,781.98
Storeroom fund.....	589.11

Total other corporate.....	770,898.45
New infirmary building.....	20,604.51
New county hospital.....	150,645.53

Total special appropriations.....171,250.04

Total by division.....7,606,832.48

EXPENSES BY FUNDS.

To Jan. 4, 1913.

Salaries.....	\$3,365,326.58
Office supplies, etc.....	132,040.75
General supplies.....	908,264.03
Light, heat and power.....	195,939.78
Furniture and repairs.....	126,716.07
Services or benefits.....	38,239.96
Judges' salary fund.....	181,585.98
Extra judges' fund.....	36,373.75
Bonds.....	622,500.00
Interest.....	390,751.99
New infirmary.....	20,604.51

County hospital.....	150,645.53
Tuberculosis building.....	10,753.91
Construction and betterments.....	35,781.98
Miscellaneous.....	1,391,307.66

Total by funds.....7,606,832.08

RECEIPTS IN DETAIL.

General fund account Dec. 2, 1912.

FROM FEE OFFICES.

County treasurer.....	\$656,941.68
County clerk.....	355,341.62
Recorder.....	253,510.50
Abstract department.....	20,795.98
Torrens department.....	32,916.10
Clerk Circuit court.....	116,035.03
Clerk Superior court.....	110,821.34
Clerk County court.....	66,019.45
Clerk Probate court.....	146,161.65
Sheriff.....	60,560.40
Coroner.....	3,435.40
Clerk Criminal court.....	1,723.20

Total fee offices.....1,824,262.35

FROM TAXES.

General taxes 1911.....	\$5,315,411.81
Delinquent taxes.....	12,549.39
Interest on delinquent taxes.....	132,938.86
Interest on tax forfeitures.....	366.75
Tax levy loans 1911 taxes.....	700,000.00
Tax levy loans 1912 taxes.....	1,817,000.00

Total taxes.....7,978,266.81

MISCELLANEOUS.

Superintendent public service.....	\$1,680.24
Oak Forest institutions.....	644.27
County hospital.....	4,498.92
Dunning institutions.....	500.00
County agent.....	5,984.47
Canceled warrants, refunds.....	45,251.88
Tavern licenses.....	2,246.69
Sale of building.....	826.00
Forfeited deposits.....	100.00
Sundries.....	3,831.10
Criminal court judgments.....	795.75

Total miscellaneous.....	66,359.32
Cash balance Dec. 21, 1911.....	343,889.39
Total receipts.....	10,212,777.87
Total disbursements.....	9,832,281.89

Balance.....380,495.98

EXPENDITURES IN DETAIL.

To Jan. 4, 1913.

ADMINISTRATION DIVISION.

Salaries—Commissioners.....	\$71,017.62
Comptroller.....	33,187.63
Superintendent public service, regular.....	34,244.24
Superintendent pub. service, mechanics.....	100,941.08
Sheriff, county building.....	153,354.20
Civil service commission.....	25,892.06
County attorney.....	32,833.26

Total salaries.....	451,470.09
Light, heat and power.....	46,659.05
Supplies—Commissioners.....	754.09
Comptroller.....	2,914.91
Superintendent public service.....	2,827.76
Civil service commission.....	2,206.97
County attorney.....	2,224.27
County surveyor.....	326.93

Total supplies.....	11,264.93
Supplies, sheriff, county building.....	9,344.09
Furniture and repairs.....	33,152.65
Services or benefits.....	7,932.09
President's fund.....	3,500.00
Bond proceedings.....	6,892.23
Special audit.....	26,023.25
Telephones.....	15,031.56
Inspection.....	4,312.35
Postage.....	14,422.70
Insurance.....	1,108.75
County attorney.....	8,167.45

Total administration.....639,808.19

TAXATION AND COLLECTION DIVISION.

Salaries—Board of assessors.....	\$128,738.36
Board of assessors, extra.....	74,620.00
Assessors, country towns.....	16,600.00
Board of review, regular.....	66,379.42
Board of review, extra.....	43,435.00
County treasurer, regular.....	174,439.43
County treasurer, extra.....	220,644.25
County clerk, regular.....	99,532.77
County clerk, extra.....	147,188.18
Total salaries.....	972,057.41
Supplies—Board of assessors.....	5,323.74
Board of review.....	1,303.42
County treasurer.....	19,881.12
County clerk.....	8,107.79
Total supplies.....	34,616.07
Printing assessment lists.....	22,786.25
Total taxation division.....	1,029,459.73

GENERAL DIVISION.

Bond interest.....	\$291,286.25
Interest tax levy loans.....	59,179.49
Miscellaneous purposes.....	63,927.67
Roads and bridges.....	66,161.79
Tavern license.....	9,420.00
Total current expenses.....	489,975.20
Liquidation deferred liabilities.....	622,500.00
Liabilities outstanding.....	60,175.45
Bond interest reapportioned.....	40,286.25
Judgments.....	811.75
Total deferred liabilities.....	723,773.45
Tuberculosis hospital.....	10,753.91
Building construction.....	35,781.98
Storeroom fund.....	589.11
New infirmary building.....	20,604.51
New county hospital.....	150,645.53
Total general division.....	1,432,123.69

CIVIL COURTS DIVISION.

Salaries—Recorder, regular.....	\$93,710.35
Recorder, folio writers.....	82,978.65
Recorder, abstract department.....	43,624.26
Recorder, Torrens department.....	30,441.48
Clerk Circuit court.....	95,936.14
Clerk Superior court.....	85,746.80
Clerk County court, regular.....	27,300.00
Clerk County court, extra.....	13,244.00
Clerk Probate court.....	99,004.43
Sheriff, general office.....	266,539.10
Jury commissioners.....	18,841.42
Election commissioners.....	19,999.80
Coroner.....	57,031.53
Total.....	934,398.01
Supplies—Recorder.....	11,631.30
Clerk Circuit court.....	4,311.64
Clerk Superior court.....	2,521.65
Clerk County court.....	1,704.65
Clerk Probate court.....	4,337.90
Sheriff, general office.....	1,730.33
Jury commissioners.....	1,185.24
Coroner.....	1,947.38
Total.....	29,369.28
Judges—Salaries.....	181,585.98
Extra judges Circuit court.....	10,850.00
Extra judges Superior court.....	450.00
Extra judges County court.....	10,883.75
Extra judges Appellate court.....	14,190.00
Total.....	217,959.73
Less judges Criminal court.....	21,249.66
Total judges civil courts.....	196,710.07
Birth record.....	4,553.25
Coroner's incidental expenses.....	3,057.49
Election purposes.....	234,476.51
Jurors (less Criminal court).....	228,602.55
Total.....	470,689.80
Total civil courts division.....	1,631,167.16

CRIMINAL COURTS DIVISION.

Salaries—Clerk Criminal court.....	\$66,714.76
State's attorney, regular.....	122,211.54
State's attorney, extra.....	14,309.27
Sheriff, Criminal court building.....	49,966.59

Sheriff, jail.....	86,915.94
Total salaries.....	340,118.10
Supplies (gen'l)—Sheriff, Crim. ct. bldg., Sheriff, jail.....	4,015.02
Sheriff, dieting prisoners.....	5,305.94
Sheriff, dieting prisoners.....	23,932.24
Total supplies.....	33,254.20
Supplies (office)—Clerk Criminal court.....	1,559.43
State's attorney.....	38,983.08
Sheriff.....	733.27
Total office supplies.....	41,275.78
Light, heat and power.....	14,233.78
Furniture and repairs.....	27,989.01
Services or benefits.....	5,882.20
Transportation.....	4,843.70
Judges.....	21,249.66
Jurors.....	111,539.70

Total Criminal courts division..... 600,250.47

CHARITABLE AND EDUCATIONAL DIVISION.

Salaries—Oak Forest institutions.....	\$73,540.47
County hospital.....	240,460.94
Dunning institutions.....	120,668.96
County agent, regular.....	110,328.94
County agent, physicians.....	22,856.45
County agent, G. A. R.....	3,600.00
Home for delinquents.....	21,516.11
Probation officers (juvenile).....	59,303.46
Probation officers (adult).....	7,057.67
Superintendent of schools.....	7,949.97
Total salaries.....	667,282.97
General supplies—Oak Forest institutions.....	194,067.43
Dunning institutions.....	142,012.63
County hospital.....	250,664.73
County agent.....	262,117.51
Home for delinquents.....	15,714.33

Total general supplies..... 864,576.63

Light, heat and power.....	135,046.95
Furniture and repairs.....	65,610.16
Services or benefits.....	24,405.67
Office supplies—Oak Forest institutions.....	1,396.59
County hospital.....	5,678.04
Dunning institutions.....	799.87
Home for delinquents.....	515.19
County agent.....	3,249.15
Juvenile court.....	2,684.32
Superintendent of schools.....	751.78
Adult probation office.....	439.75

Total office supplies..... 15,514.69

Parents' pensions.....	76,536.77
Outdoor relief.....	26,786.67
Deporting indigents.....	3,494.01
Hospital nursing.....	135,000.00
Insane, etc.....	25,265.00
Industrial schools.....	182,957.47
State institutions.....	51,436.25

Total charitable division..... 2,273,923.21

INTERNAL REVENUE COLLECTIONS IN CHICAGO.

For 1st district of Illinois, calendar year 1912.

Corporation tax.....	\$2,812,958.96
Fermented liquor.....	5,396,314.50
Distilled spirits.....	452,482.76
Cigars and cigarettes.....	706,354.92
Snuff.....	431,669.80
Tobacco.....	1,564,889.45
Special tax.....	479,993.50
Oleomargarine (½c lb.).....	457,870.13
Oleomargarine (10c lb.).....	43,794.35
Process butter.....	32,231.08
Playing cards.....	106,905.72
Penalties, costs, etc.....	330.33
Total, 1912.....	12,455,795.50
Total, 1911.....	12,152,064.72

COURTS IN COOK COUNTY.

APPELLATE COURT, FIRST DIST., ILLINOIS.
Ashland block, 7th floor.

- A—Frank Baker, presiding justice; Edward O. Brown, William H. McSurely.
 B (Branch)—Frederick A. Smith, presiding justice; Albert C. Barnes, Thomas C. Clark.
 C (Branch)—Emery C. Graves, presiding justice; James S. Baume, Warren W. Duncan.
 D (Branch)—Joseph H. Fitch, presiding justice; Martin M. Gridley, Kickham Scanlan.
 Clerk—Alfred R. Porter, R.; chief deputy, Roy S. Gaskill.

Jurisdiction—The Appellate court has jurisdiction of all matters of appeal or writs of error from the Superior, Circuit and County courts, and from the Municipal court of Chicago, except in criminal cases and those affecting a franchise or freehold or the validity of a statute. Decisions are final except that an appeal may be granted on a certificate of importance, or a review may be allowed on a writ of certiorari from the Supreme court.

Terms of Court—First Tuesdays in March and October of each year.

SUPERIOR COURT.

Courthouse, 4th floor.

- Judges—W. H. McSurely, R.; term expires 1917; Theodore Brentano, R. 1915; Marcus A. Kavanaugh, R., 1917; Joseph H. Fitch, D., 1917; William E. Dever, D., 1916; Richard E. Burke, D., 1916; Martin M. Gridley, D., 1916; Thomas C. Clark, D., 1916; Charles A. McDonald, D., 1916; W. F. Cooper, D., 1916; Henry V. Freeman, R., 1917; Albert C. Barnes, R., 1917; Hugo Pam, R., 1917; M. L. McKinley, D., 1917; Clarence N. Goodwin, D., 1917; Charles M. Foell, R., 1917; Denis E. Sullivan, D., 1917; John M. O'Connor, D., 1919.

Clerk—Richard J. McGrath, D.; courthouse, fourth floor, south end. Chief deputy, Silas F. Leachman.

Jurisdiction—The Superior court has concurrent jurisdiction with the Circuit court in all cases of law and equity and in appeals from inferior courts.

Terms of Court—Begin on the first Monday of every month.

CIRCUIT COURT.

Courthouse, 4th floor.

Terms of judges all expire in June, 1915, except those of Judges McGoorty and Brown, which expire in 1917.

- Judges—Edward O. Brown, D.; Thomas G. Windes, D.; Merritt W. Pinckney, R.; R. S. Tutthill, R.; Frank Baker, D.; John Gibbons, R.; C. M. Walker, D.; Lockwood Honore, D.; John P. McGoorty, D.; George Kersten, D.; Frederick A. Smith, R.; Adolor J. Pettit, R.; Kickham Scanlan, R.; Jesse A. Baldwin, R.

Clerk—John W. Rainey, D.; chief deputy, William J. Graham, D.; assistant chief deputy, Arthur P. O'Brien, D.; fourth floor, north end.

Jurisdiction—Same as that of the Superior court.
 Terms of Court—Begin on the third Monday of every month.

COUNTY COURT.

Courthouse, 6th floor.

Judge—John E. Owens, D.; term expires in December, 1914.
 Clerk—R. M. Sweltzer, D.; 600 courthouse.

Jurisdiction—The County court has concurrent jurisdiction with the Circuit courts in all cases of appeal from justices of the peace and police magistrates and in all common-law matters where the value of property does not exceed \$1,000; concurrent jurisdiction with courts of record in condemnation and special assessment proceedings; exclusive jurisdiction in voluntary assignments, release of insolvent debtors, trials of the right of property, commitment of insane and the support of paupers by their relatives; objections to the sale of real estate for nonpayment of general or special taxes are heard in the County court and all inheritance taxes are levied and collected under its direction; the official bonds of most county and township officers and the yearly reports of clerks, justices of the peace and state's attorneys and other officers of fees

collected are subject to the approval of that court; the County court in Cook county has entire management and control of all elections in Chicago.

CRIMINAL COURT.

Criminal court building, West Austin avenue and North Dearborn street.

Judges—Judges of the Superior and Circuit courts alternate in presiding over the Criminal court.
 Clerk—Frank J. Walsh, D.; office in Criminal court building.

Jurisdiction—The Criminal court of Cook county has original jurisdiction of all criminal offenses except as is conferred upon justices of the peace, and appellate jurisdiction from justices of the peace.

Terms of Court—Begin on the first Monday of every month.

PROBATE COURT.

Courthouse, 6th floor.

Judge—Daniel H. Gregg, D.; term expires in 1914. Assistants—Philip P. Bregstone, Harry G. Keats and I. T. Dankowski.

Clerk—John A. Cervena, D.
 Public Administrator—James F. Bishop, D.
 Public Guardian—Mary Carlin.

Jurisdiction—The Probate court has original jurisdiction in all matters of probate, the settlement of estates of deceased persons, the appointment of guardians and conservators and settlement of their accounts, and in all matters relating to apprentices, and in cases of sales of real estate of deceased persons for the payment of debts.

Terms of Court—Begin on the first Monday of every month.

JUVENILE COURT.

771 Ewing street.

Judge—Merritt W. Pinckney.

Jurisdiction—The Juvenile court hears and disposes of cases brought before it under the act to regulate the treatment and control of dependent, neglected and delinquent children.

CIRCUIT COURT OF APPEALS.

Federal building, 7th floor.

Associate Justice—Horace H. Lurton.

Judges—Francis E. Baker, William H. Seaman,

Christian C. Kohlsaat.

Clerk—Edw. C. Holloway.

Salary of judges, \$7,000 a year.

Jurisdiction—The Circuit Courts of Appeal have appellate jurisdiction to review final decisions in district courts of Indiana, Illinois and Wisconsin in all cases other than those which may be taken direct to the United States Supreme court.

UNITED STATES DISTRICT COURT.

Federal building, 6th floor.

Judges—Kenasaw M. Landis, George A. Carpenter.

Clerk—Thomas C. Mac Millan.

Marshal—Luman T. Hoy.

Salary of judges, \$6,000 a year.

Jurisdiction—United States District courts have jurisdiction of cases where the United States is plaintiff or defendant; of crimes and offenses cognizable under the authority of the United States; of suits relating to debts by or to the United States; of admiralty and maritime cases; of suits arising under the postal, patent, trade-mark, copyright, immigration, contract labor, national banking, antitrust laws, etc.

MASTERS IN CHANCERY.

Circuit Court—William F. Cooper, M. H. Guerin,

Fred Sass, Albert W. Brickwood, Granville W.

Browning, Stillman B. Jamieson, Roswell B.

Mason, Dennis W. Sullivan, George Mills Rogers,

Farlin Q. Ball, Horatio L. Wait, Sigmund

Zelsler, William A. Doyle, Ralph W. Condee,

John W. Ellis, Richard S. Folsom.

Superior Court—Wirt E. Humphrey, Charles P.

Abbey, David F. Matchett, James V. O'Donnell,

C. Arch Williams, Joseph E. Weissenbach,

Charles T. Mason, Martin J. Isaacs, Charles C.

Stillwell, James Turnock, Frank Hamlin, Charles

J. Trainor, James I. Ennis, Leo J. Doyle, John

H. Hummer, Michael E. Maher, Sidney S. Pol-

lock, Edward F. Dunne, Jr.

TOWN OFFICERS IN COOK COUNTY.

Supervisors, town clerks, assessors and collectors.

- Barrington—Supervisor, Charles P. Hawley, Barrington, 1913-1914; clerk, J. F. Gieske, Barrington, 1912-1914; assessor, John C. Plagge, Barrington, 1913-1914; collector, L. H. Bennett, Barrington, 1912-1914.
- Berwyn—Supervisor, Harry J. Faithorn, Berwyn, 1913-1914; clerk, John Jaros, Berwyn, 1911-1914; assessor, Joseph H. Macanley, Berwyn, 1913-1914; collector, George W. Dolan, Berwyn, 1912-1914.
- Bloom—Supervisor, Joseph Bergin, Chicago Heights, 1913-1914; clerk, Joseph J. Knagge, Chicago Heights, 1912-1914; assessor, Harry Green, Chicago Heights, 1913-1914; collector, Ernest H. Wells, Chicago Heights, 1912-1914.
- Bremen—Supervisor, Samuel L. Fulton, Tinley Park, 1913-1914; clerk, William Funk, Tinley Park, 1912-1914; assessor, William Maihok, Tinley Park, 1913-1914; collector, Herman Siemsen, Tinley Park, 1912-1914.
- Calumet—Supervisor, William Becker, Jr., Blue Island, 1913-1914; clerk, Emil J. Wanek, 10183 South Elizabeth street, 1912-1914; assessor, Jacob Hoekstra, 310 West 111th place, 1913-1914; collector, Walter G. Davis, 11959 Harvard avenue, 1912-1914.
- Cicero—President, Christ Jepson, 3441 South 52d avenue; supervisor, Walenty J. Kasperski, 3029 South 49th avenue, 1913-1914; clerk, Charles Stofel, 5102 29th place, 1912-1914; assessor, Edwin E. Lovejoy, 2720 South 60th avenue, 1913-1914; collector, David T. Brennan, 1232 South 50th court, 1912-1914.
- Elk Grove—Supervisor, J. F. Everding, Arlington Heights, 1913-1914; clerk, A. B. Scharlinghausen, Arlington Heights, 1912-1914; assessor, George Meier, Mount Prospect, 1913-1914; collector, Louis C. Busse, Mount Prospect, 1912-1914.
- Evanston—Supervisor, Harry S. Gilbert, 2116 Lunt avenue, 1913-1914; clerk, Norman Copeland, 6902 North Clark street, 1912-1914; assessor, H. C. W. Laubenheimer, 1628 Morse avenue; collector, Peter Phillip, 1812 Lunt avenue, 1912-1914.
- Hanover—Supervisor, A. C. Schick, Bartlett, 1913-1914; clerk, Ben Schultz, Bartlett, 1912-1914; assessor, H. L. Ottendorf, Bartlett, 1913-1914; collector, Albert Piegorsch, Bartlett, 1912-1914.
- Lemont—Supervisor, Patrick Hennebray, Lemont, 1913-1914; clerk, Vincent S. Buszkiewicz, 1912-1914; assessor, John Gerharz, Lemont, 1913-1914; collector, Julius Ott, Lemont, 1912-1914.
- Leyden—Supervisor, Frederick Joss, Bensenville, 1913-1914; clerk, Henry Buckman, River Grove, 1912-1914; assessor, Edgar H. Boesenberg, Mannheim, 1913-1914; collector, Albert H. Dunteman, Bensenville, 1912-1914.
- Lyons—Supervisor, George O. Pratt, 222 South Spring avenue, LaGrange, 1913-1914; clerk, Henry R. Ganger, 27 Harris avenue, LaGrange, 1912-1914; assessor, James G. Wolcott, 117 South 6th avenue, LaGrange, 1913-1914; collector, Charles W. Northrup, 231 South Walola avenue, LaGrange, 1912-1914.
- Maine—Supervisor, Adam H. Imlig, Des Plaines, 1913-1914; clerk, M. H. Brown, Des Plaines, 1912-1914; assessor, August Jarnecke, Des Plaines, 1913-1914; collector, M. Schiessle, Park Ridge, 1912-1914.
- New Trier—Supervisor, Harry K. Snider, 500 Lake avenue, Wilmette, 1913-1914; clerk, G. Sesterhenn, Gross Point, 1912-1914; assessor, Joseph H. Long, 611 Lake avenue, Wilmette, 1913-1914; collector, Carlton Prouty, Wilmette, 1912-1914.
- Niles—Supervisor, David Fleiweber, Morton Grove, 1913-1914; clerk, Robert F. Hoffman, Niles Center, 1912-1914; assessor, John H. Ruesch, Norwood Park, 1913-1914; collector, Ferdinand Bauman, Morton Grove, 1912-1914.
- Northfield—Supervisor, Peter Bellert, Shermerville, 1913-1914; clerk, A. C. Clavey, Glen View, 1912-1914; assessor, William R. Lanwehr, Shermerville, 1913-1914; collector, Fred Rugen, Glen View, 1912-1914.
- Norwood Park—Supervisor, Robert Horton, Norwood Park, 1913-1914; clerk, Roy G. Harris, Norwood Park, 1912-1914; assessor, Edwin D. Smith, 5831 Circle avenue, Norwood Park, 1913-1914; collector, Frank J. Phillips, Norwood Park, 1912-1914.
- Oak Park—Supervisor, George Walker, 350 Forest avenue, Oak Park, 1913-1914; clerk, James E. Tristram, 319 Maple avenue, Oak Park, 1912-1914; assessor, James P. Willing, 433 North boulevard, Oak Park, 1913-1914; collector, G. Whittier Gale, 124 North Kenilworth avenue, Oak Park, 1912-1914.
- Orland—Supervisor, John Humphrey, Orland, 1913-1914; clerk, B. F. Sippel, Tinley Park, 1912-1914; assessor, Martin Smith, Orland, 1913-1914; collector, F. H. Arnold, Tinley Park, 1912-1914.
- Palatine—Supervisor, J. G. Horstman, Palatine, 1913-1914; clerk, Harry H. Schoppe, Palatine, 1912-1914; assessor, J. H. Schierding, Palatine, 1913-1914; collector, Henry Roper, Palatine, 1912-1914.
- Palos—Supervisor, Peter Lucas, Worth, 1913-1914; clerk, P. J. O'Connell, Worth, 1912-1914; assessor, John McCord, Orland, 1912-1914; collector, Henry Elliott, Oak Lawn, 1912-1914.
- Proviso—Supervisor, L. W. Richter, Melrose Park, 1913-1914; clerk, Fred Samuels, Forest Park, 1912-1914; assessor, John Wolf, Hillside, 1913-1914; collector, Charles W. Strook, Maywood, 1912-1914.
- Rich—Supervisor, John Scheidt, Matteson, 1913-1914; clerk, Albert Reese, Matteson, 1912-1914; assessor, Louis Mahler, Matteson, 1913-1914; collector, Henry Thies, Homewood, 1912-1914.
- Ridgeville (city of Evanston)—City and town clerk, John F. Hahn, Evanston, 1912-1914; assessor, Charles H. Rose, Evanston, 1913-1914; city treasurer and town collector, George P. Mill, Evanston, 1912-1914.
- Riverside—Supervisor, Frank Frederick, Riverside, 1913-1914; clerk, Charles H. Glanz, Riverside, 1912-1914; assessor, Charles D. Sherman, Riverside, 1913-1914; collector, Fred K. Crowe, Riverside, 1912-1914.
- Schaumburg—Supervisor, Albert Spriedler, Palatine, 1913-1914; clerk, August Sunderlage, Palatine, 1912-1914; collector, Henry E. Quindel, Palatine, 1913-1914; collector, Henry C. Winkelhake, Palatine, 1912-1914.
- Stickney—Supervisor, Charles Kluck, Clearing, 1913-1914; clerk, William J. Wangerow, Clearing, 1912-1914; assessor, John Brower, Summit, 1913-1914; collector, Charles Jacobs, Oak Lawn, 1912-1914.
- Thornton—Supervisor, Henry I. Heckler, Harvey, 1913-1914; clerk, George Koenig, Harvey, 1912-1914; assessor, J. J. O'Rourke, Harvey, 1913-1914; collector, John Shilling, South Holland, 1912-1914.
- Wheeling—Supervisor, F. W. Mueller, Arlington Heights, 1913-1914; clerk, Julius Flentje, Arlington Heights, 1912-1914; assessor, Jacob Schwingel, Wheeling, 1913-1914; collector, F. H. Lorenz, Arlington Heights, 1912-1914.
- Worth—Supervisor, Ernest Knott, Blue Island, 1913-1914; clerk, Adolph Helquist, Blue Island, 1912-1914; assessor, John H. Kruse, Blue Island, 1913-1914; collector, William H. Harnew, Oak Lawn, 1912-1914.

The towns of Hyde Park, Jefferson, Lake, Lake View, North Chicago, South Chicago and West Chicago lie wholly within the city of Chicago. The ex officio supervisor and collector for all is William L. O'Connell, the county treasurer, and the ex officio assessor and town clerk is Robert M. Sweltzer, the county clerk.

Terms of supervisors, town clerks and collectors expire in April, 1914; terms of assessors expire Dec. 31, 1914.

MUNICIPAL COURT OF CHICAGO.

City hall, 8th and 9th floors.

Chief Justice—Harry Olson, room 915.
 Chief Clerk—Frank P. Danisch.
 Chief Bailiff—Anton J. Cermak.
 Judges—Terms expire in 1914; Henry C. Bcittler, Charles N. Goodnow, Joseph Z. Uhlir, Hosea W. Wells, Oscar M. Torrison, Frederick L. Fake, Jr., Sheridan E. Fry, Hugh R. Stewart, Frank H. Graham, Joseph E. Ryan. Terms expire in 1916; John R. Caverly, John J. Rooney, Thomas F. Scully, Jacob H. Hopkins, James C. Martin, Harry P. Dolan, Joseph Sabbath, John R. Newcomer, Charles A. Williams, David Sullivan. Terms expire in 1918; Harry Olson, chief justice; William N. Gemmill, John K. Prindville, Harry M. Fisher, John A. Mahoney, John Courtney, Edward T. Wade, Joseph P. Rafferty, Joseph S. LaBuy, John J. Sullivan, Hugh J. Kearns.
 Salaries—Chief justice, \$10,000 a year; associate justices, \$6,000; clerk, \$6,000; chief deputy clerk, \$4,000; two assistant chief deputy clerks and one auditor, \$2,000; other clerks, \$1,500 to \$2,500; bailiff, \$6,000; chief deputy bailiff, \$4,000; two assistant chief deputy bailiffs, \$2,500; other bailiffs, \$1,500 to \$2,000.
 Civil Courts—First district, city hall; second district, 8855 and 8857 Exchange avenue, South Chicago.
 Criminal Courts—First district: Branches 1 and 2, Criminal court building; South Clark street branches 1 and 2, 625 South Clark street; Desplaines street branch, 119 North Desplaines street; Maxwell street branch, Maxwell and Morgan streets; Hyde Park branch, 5223 Lake avenue;

West Chicago avenue branch, 1125 West Chicago avenue; Shakespeare avenue branch, Shakespeare and California avenues; East Chicago avenue branch, 115 East Chicago avenue; Sheffield avenue branch, Sheffield avenue and Diversey boulevard; Englewood branch, 6347 Wentworth avenue; 35th street branch, 728 West 35th street. Second district; 8855-8857 Exchange avenue, South Chicago.

JURISDICTION.

1. All actions on contracts when the amount claimed by the plaintiff exceeds \$1,000; all actions for the recovery of personal property the value of which exceeds \$1,000; all actions for the recovery of damages for the conversion of personal property when the amount sought to be recovered exceeds \$1,000.
2. Criminal cases of the grade of felony, except treason and murder and cases of habeas corpus.
3. Criminal cases below the grade of felony, except habeas corpus cases.
4. Civil actions for the recovery of money only when the amount does not exceed \$1,000; actions for recovery of personal property valued at less than \$1,000; actions of forcible detainer; actions and proceedings over which justices of the peace have jurisdiction and actions not otherwise provided for by the act.
5. Quasi criminal actions.
6. Proceedings for the prevention of crime; for the arrest, examination and commitment of persons charged with criminal offenses; proceedings involving use of search warrants.

CHICAGO THEATERS.

Seating capacity given in parentheses.

Academy (1,467)—16 South Halsted street.
 Alhambra (1,461)—State street and Archer avenue.
 American (1,200)—Wabash avenue and Peck court.
 Archer (800)—3510 Archer avenue.
 Auditorium (3,747)—Congress-st. and Wabash-av.
 Avenue (1,140)—3108 Indiana avenue.
 Bijou (1,238)—300 South Halsted street.
 Blackstone (1,200)—Hubbard-st., near Michigan-av.
 Bryn Mawr (1,200)—1125 Bryn Mawr avenue.
 Bush Temple (845)—110 West Chicago avenue.
 Calumet (895)—9206 South Chicago avenue.
 Casino (1,217)—403 North Clark street.
 Clark (670)—4533 North Clark street.
 Coban's Grand (1,379)—121 North Clark street.
 Coliseum (15,000)—Wabash avenue, near 16th street.
 College (1,325)—Webster and Sheffield avenues.
 Colonial (1,447)—26 West Randolph street.
 Columbia (1,193)—North Clark, near Madison street.
 Columbus (1,324)—1840 Wabash avenue.
 Cort (962)—Dearborn street, near Randolph.
 Criterion (1,233)—1226 Sedgwick street.
 Crown (1,458)—Ashland avenue and Division street.
 Empire (1,332)—673 West Madison street.
 Empress (1,500)—6226 South Halsted street.
 Englewood (1,400)—726 West 63d street.
 Folly (976)—531 South State street.
 Garrick (1,257)—60 West Randolph street.
 Globe (1,390)—700 South Wabash avenue.
 Hamlin (1,215)—3826 West Madison street.
 Harrison (617)—501 South Kedzie avenue.
 Haymarket (1,800)—722 West Madison street.
 Howard (708)—66 East Van Buren street.
 Hyde Park (634)—5500 Lake Park avenue.
 Illinois (1,232)—75 East Jackson boulevard.
 Imperial (1,300)—2329 West Madison street.
 Indiana (750)—228 East 43d street.
 Julian (799)—920 Belmont avenue.
 Kedzie (1,461)—West Madison-st. and Kedzie-av.
 LaSalle (767)—110 West Madison street.
 Lincoln (1,500)—3160 Lincoln avenue.
 Logan Square (1,400)—2538 Milwaukee avenue.
 Lyceum (476)—3851 Cottage Grove avenue.

Lyda (543)—317 North 48th avenue.
 Lyric (1,350)—26 West Jackson boulevard.
 Lyric (560)—115th street and Michigan avenue.
 Majestic (1,986)—18 West Monroe street.
 Marlowe (1,139)—Stewart avenue and W. 63d street.
 Marshfield (1,077)—3305-11 North Marshfield avenue.
 McVicker's (1,868)—23 West Madison street.
 National (1,400)—6235 South Halsted street.
 New American (1,400)—1600 West Madison street.
 New Apollo (965)—1540 North Crawford avenue.
 New Windsor (1,200)—1225 North Clark street.
 North Avenue (1,300)—316 West North avenue.
 Oak (1,054)—2000 North Western avenue.
 Olympic (1,760)—165 North Clark street.
 Orchestra Hall (2,556)—216 South Michigan avenue.
 Orpheum (670)—110 South State street.
 Palace (1,303)—North Clark street, near Randolph.
 Palace (1,433)—1135 Blue Island avenue.
 Parkway (757)—2636-2638 North Clark street.
 Pekin (739)—2700 State street.
 Powers' (1,106)—124 West Randolph street.
 President (700)—55th street, near Calumet avenue.
 Princess (934)—319 South Clark street.
 Roseland (496)—11307 Michigan avenue.
 St. Alphonsus (1,004)—Southport and Lincoln avenues.
 Star (1,500)—1455 Milwaukee avenue.
 Star and Garter (1,897)—815-817 West Madison street.
 Studebaker (1,330)—413 South Michigan avenue.
 Swanson (500)—3563 Cottage Grove avenue.
 Thalia (800)—1215 West 18th street.
 Thirty-First Street (737)—77 31st street.
 Trevett (900)—Cottage Grove-av. and 63d street.
 Unnamed (750)—4556 South Ashland avenue.
 Unnamed (1,200)—5234 Rosalie avenue.
 Victoria (1,800)—Belmont and Sheffield avenues.
 Virginia (800)—Halsted and West Madison streets.
 Whitney (708)—66 East Van Buren street.
 Willard (1,177)—340 East 51st street.
 Wilson (1,000)—Wilson and Evanston avenues.
 Dec. 6, 1913, there were 640 theaters of all kinds in Chicago in operation, not including those under construction.

EVANSTON HISTORICAL SOCIETY.

Incorporated November, 1898.

President—J. Seymour Currey.
 Vice-President—Frank R. Grover.
 Treasurer—John F. Hahn.
 Secretary—William C. Levere.

The Evanston Historical society has rooms in the Public Library building there. It has a library of 1,000 volumes, 1,000 pamphlets and a large amount of historical data.

CHICAGO AT A GLANCE.

Fort Dearborn established.....	1803
Fort Dearborn massacre.....	Aug. 15, 1812
Chicago surveyed and platted.....	1830
Cook county organized.....	1831
Town of Chicago incorporated.....	August, 1833
City of Chicago incorporated.....	March 4, 1837
First election held.....	March 31, 1837
First railroad opened.....	1848
Cholera epidemic.....	1854
Serious money panic.....	1857
Great fire (loss \$200,000,000).....	Oct. 8-9, 1871
Second financial panic.....	1873
City incorporated under general law.....	April 23, 1875
Savings bank crash.....	1877
World's Fair held.....	1893
Centennial celebrated.....	Sept. 26-30, 1903
Iroquois theater fire.....	Dec. 30, 1903

Population Jan. 1, 1914 (estimated).....	2,393,325.
Appropriations, all purposes (1913).....	\$66,378,511.68.
Area in square miles.....	391.325.
Assessed value real estate and personal property (1913).....	\$336,911,332 (one-third actual value).
Asylums—98.	
Banks, national, state and private—131.	
Boulevards, mileage of—48.	
Building permits issued (1912)—11,325.	
Buildings erected (1912)—\$88,786,960.	
Cemeteries, number of—53.	
Churches, chapels and missions—1,114.	
Clearings by associated banks (1912)—\$15,380,795,541.	
Convents and monasteries—37.	
Debt (1913)—\$25,784,586.90.	
Dispensaries—25.	
Duties collected on imported merchandise (1912)—	\$10,698,891.11.
Elevation—Above sea level, 582 feet; above lake Michigan, 25 feet.	
Employs on city pay rolls (1912)—26,327.	
Firemen, number of, including officers—1,938.	
Fire alarm boxes—1,979.	
Fireboats—6.	

Fire engine companies—119.	
Fire hydrants, number—25,542.	
Fire cisterns—117.	
Fire hook and ladder companies—34.	
Halls (except theaters)—473.	
Hospitals—86.	
Imports of merchandise (1912)—\$30,278,600.	
Internal revenue collected in Chicago district (1912)—	\$12,485,795.50.
Latitude—N. 41 deg. 53 min. 6 sec.	
Length of city, north to south, miles—25½.	
Libraries—22.	
Lights, electric, in service—15,841.	
Lights, gas, in service—15,740.	
Lights, gasoline, in service—8,678.	
Longitude—87 deg. 38 min. 1 sec. west.	
Mail carriers (1913)—2,039.	
Mail, pieces of, handled, fiscal year 1913—1,827,289,126.	
Manufactures in 1909, value of product—\$1,281,313,000.	
Medical schools—32.	
Newspapers and periodicals—760.	
Parks, area of, in acres—4,611.	
Police, number of, including officers—4,955.	
Postal receipts, year ended June 30, 1913—\$23,597,878.03.	
Pupils enrolled in public schools (1913)—315,737.	
Railroads (divisions not included) entering Chicago—27.	
Saloons, number of (Dec. 1, 1913)—7,152.	
Schools, public, number of (not including branches)—294.	
Street, longest (Western avenue), miles—23½.	
Street railway mileage—1,350.	
Streets, paved, mileage—1,863.36.	
Streets and alleys, total mileage—4,446.	
Teachers in public schools, number of—7,013.	
Theaters, all kinds, in operation Dec. 1, 1913—640.	
Tonnage of vessels cleared in 1912—10,086,209.	
Value (actual) of real estate and personal property, 1913—\$2,810,733,996.	
Water used in a year (1912), gallons—170,294,738,000.	
Width of city, east to west, miles—9.	

CHICAGO AND CALUMET HARBOR LIGHTS AND FOG SIGNALS.

CHICAGO HARBOR—LIGHTS.

On the southerly end of the northerly inner breakwater, a fixed red light in gray conical metal tower 31½ feet high; light visible 9½ miles.

On the northerly end of the inner breakwater, a fixed white light from lens lantern shown from top of white post 19 feet high.

On the easterly end of the north pier at the entrance of Chicago river, a fixed red light shown from lens lantern on post 22 feet high; with the next light it forms a range showing the direction of the piers and course for entering the harbor.

On the north pier, near its easterly end, at the entrance to Chicago river, a fixed white light, in gray framework tower 27 feet high; light visible 13 miles.

In 30 feet of water, inside of and near the southeasterly end of the outer breakwater; flashing alternately red and white; interval between flashes, 10 seconds; red conical tower on rock-faced masonry tower, 59½ feet high; light 67½ feet above lake level and visible 16 miles.

On the northwesterly end of the outer breakwater, a fixed red light, shown from lens lantern in gray skeleton metal tower 19 feet high; height of lantern above lake level 55 feet.

CHICAGO HARBOR—FOG SIGNALS.

On the north pier in front of and attached to the light tower, a bell, struck by machinery, a double and single blow alternately with intervals of 20 seconds.

At the light tower near the southeasterly end of the outer breakwater, a 10-inch steam whistle; blasts 5 seconds, silent intervals 25 seconds.

CALUMET HARBOR—LIGHTS.

Calumet bar gas buoy, moored in 21 feet of water, on the northerly end of the Calumet bar;

fixed white light with 10-second eclipse, shown from lens lantern.

On the southeasterly end of the new breakwater, a fixed white light, shown from buff metal tower 34 feet high; light visible 13½ miles.

On the outer end of the north pier, entrance to the mouth of the Calumet river and South Chicago harbor and about 11 miles southeasterly from the Chicago breakwater, a fixed red light, shown from gray cylindrical tower 30 feet high; light visible 13 miles.

CALUMET HARBOR—FOG SIGNALS.

At the breakwater tower, a first-class compressed-air siren which sounds thus: Blast, 3 seconds; silent interval, 12 seconds; blast, 3 seconds; silent interval, 42 seconds.

At the north pier light, a bell struck by machinery every 20 seconds.

STREET LIGHTING IN CHICAGO.

Number of lights of specified kinds used:

Light.	1909.	1910.	1911.	1912.
Gas	18,313	17,416	17,385	15,740
Gasoline	6,806	7,319	7,977	8,678
Elect. (by city)	11,592	12,366	12,449	14,854
Elect. (rented)	810	893	897	987

Tot. operated	37,521	37,994	38,708	40,259
Total cost.....	\$1,034,822	\$1,043,401	\$1,013,041	\$1,038,699

In 1912 the cost of operating the various kinds of light was as follows: Gas, \$293,459.43; gasoline, \$238,573.64; rented electric lights, \$70,361.10; municipal electric lights, \$436,305.20. The cost of maintaining each arc light operated from a municipal plant was \$34.26; cost per light for rented arc lights, \$75.

POINTS OF INTEREST IN AND ABOUT CHICAGO.

NORTH SIDE.

Academy of Sciences museum in Lincoln park.
Cemeteries—Graeceland, Rosehill, Calvary.
Fort Sheridan, near Highwood.
Grant, Lincoln, Schiller, Goethe and other monuments in Lincoln park.
Historical society library and collection, Dearborn avenue and Ontario street.
Indian trail tree, near Glencoe.
Lake Shore drive.
Lincoln park conservatories and zoo.
Newberry library, Clark street and Walton place.
Northwestern university in Evanston.
Waterworks, Chicago avenue, near Lake.

SOUTH SIDE.

Armour Institute of Technology, 3300 Armour avenue.
Art institute galleries of paintings, sculptures and art collections; on the lake front, foot of Adams street.
Auditorium tower, Wabash avenue and Congress street; view of city.
Blackstone branch library, Lake avenue and 49th street.
Board of trade, LaSalle street and Jackson boulevard; admission to gallery.
Canoakia courthouse on Wooded island in Jackson park.
Central Trust Company building, interior mural decorations, 125 West Monroe street.
Chamber of Commerce building (interior), LaSalle and Washington streets.
Chicago Normal school, 68th street and Stewart avenue.
City hall, Washington, LaSalle and Randolph streets.
Confederate monument in Oakwoods cemetery.
County building, Clark, Randolph and Washington streets.
Crerar library, 106 North Wabash avenue, 6th floor.
Douglas monument, 35th street and Ellis avenue.
Drexel, Grand and 55th Street boulevards.
Field museum in Jackson park.
Fire tablet (1871), 137 DeKoven street.
Fort Dearborn site tablet, River street, opposite Rush street bridge.
Grand Army hall in public library building, Randolph street and Michigan avenue.
Iroquois theater fire, scene of, 28-30 West Randolph street; memorial tablet by Lorado Taft in Iroquois Memorial hospital, 28 North Market street.

Jackson park, site of World's Fair in 1893.
Life saving station at mouth of Chicago river.
Lincoln wigwam tablet, Market and Lake streets.
Logan statue in Grant park (lake front).
Marquette building sculpture panels, Dearborn and Adams streets.
Marquette-Joliet cross, Robey street and drainage canal.
Masonic Temple; view of city from roof.
Massacre monument in 18th street near the lake.
Midway plaisance.
Montgomery Ward tower, Michigan avenue and Madison street; view of city.
McKinley statue in McKinley park.
Orehestra hall, 216-220 South Michigan avenue.
Postoffice, on square bounded by Adams, Clark and Dearborn streets and Jackson boulevard.
Public library, Michigan avenue and Washington street.
Pullman, subnrb and manufactory.
South Water street; commission house district.
State street department stores; shopping district.
Stockyards, Halsted and Root streets.
University of Chicago quadrangles, Ellis avenue and 58th street.
Washington statue, Grand boulevard and 51st street.
Wendell Phillips high school, Prairie avenue and 39th street.
Wooded island in Jackson park.

WEST SIDE.

Ashland, Humboldt, Washington and Garfield boulevards.
Northwestern railway passenger station, Canal and West Madison streets.
Douglas park.
Drainage canal.
Garfield park.
Ghetto district on South Canal, Jefferson and Maxwell streets; fish market on Jefferson street from 12th to Maxwell.
Haymarket square, Randolph and Desplaines streets; scene of anarchist riot.
Hull House, 800 South Halsted street.
Humboldt park.
Humboldt, Lelf Erierson, Reuter and Kosciusko monuments in Humboldt park.
Parental school, St. Louis and Berwyn avenues.
Police monument (Haymarket), in Union park.

DISTANCES IN CHICAGO.

FROM MADISON STREET SOUTH.

Twelfth street, 1 mile.
Twenty-Second street, 2 miles.
Thirty-First street, 3 miles.
Thirty-Ninth street, 4 miles.
Forty-Seventh street, 5 miles.
Fifty-Fifth street, 6 miles.
Sixty-Third street, 7 miles.
Seventy-First street, 8 miles.
Seventy-Ninth street, 9 miles.
Eighty-Seventh street, 10 miles.
Ninety-Fifth street, 11 miles.
One Hundred and Third street, 12 miles.
One Hundred and Eleventh street, 13 miles.
One Hundred and Nineteenth street, 14 miles.
One Hundred and Twenty-Seventh street, 15 miles.
City limits, 16½ miles.

FROM MADISON STREET NORTH.

Chicago avenue, 1 mile.
North avenue, 2 miles.
Fullerton avenue, 3 miles.
Belmont avenue, 4 miles.
Graeceland avenue, 5 miles.

Lawrence avenue, 6 miles.
Bryn Mawr avenue, 7 miles.
Devon avenue, 8 miles.
Touhy avenue, 9 miles.
City limits, 9½ miles.

FROM STATE STREET WEST.

Halsted street, 1 mile.
Ashland boulevard, 2 miles.
Western avenue, 3 miles.
Kedzie avenue, 4 miles.
Crawford avenue, 5 miles.
Cicero avenue, 6 miles.
Central avenue, 7 miles.
Ridgeland avenue, 8 miles.
City limits (west on North avenue), 9 miles.

FROM STATE STREET EAST.

To lake on 22d street, 2-3 mile.
To Cottage Grove avenue on 31st street, 2-3 mile.
To Cottage Grove avenue south of 39th street, 1 mile.
To Stony Island avenue on 55th, 2 miles.
To Yates avenue, south of 71st street, 3 miles.

SHERIFFS OF COOK COUNTY (1871-1914).

1871-1874—Timothy M. Bradley, Rep.
1874-1876—Francis Agnew, Peo.
1876-1878—Charles Kern, Dem.
1878-1880—John Hoffman, Rep.
1880-1882—O. L. Mann, Rep.
1882-1886*—Seth F. Hanchett, Rep.
1886-1890—Canute R. Matson, Rep.
1890-1894—James H. Gilbert, Rep.

1894-1898—James Pease, † Rep.
1898-1902—Ernest J. Magerstadt, Rep.
1902-1906—Thomas E. Barrett, Dem.
1906-1910—Christopher Strassheim, Rep.
1910-1914—Michael Zimmer, Dem.

*Term changed from two to four years. †Also appointed to serve unexpired term of Thomas E. Barrett, who died in March, 1906.

CHICAGO CITY OFFICIALS.



Daily News Photo
WILLIAM H. SEXTON,
Corporation Counsel.



Matzene Photo
JOHN E. ERICSON,
City Engineer.



Matzene Photo
FRANCIS D. CONNERY,
City Clerk.



Brand Photo
LAWRENCE E. M'GANN,
Public Works Commissioner.



Daily News Photo
JOHN E. TRAEGER,
Comptroller.



Matzene Photo
CARTER H. HARRISON,
Mayor.



Wallinger Photo
M. J. FLYNN,
City Treasurer.



HARRY OLSON,
C. J. Municipal Court.



Stein Photo
RAY PALMER,
City Electrician.



Koehne Photo
JAMES A. QUINN,
Oil Inspector.



Daily News Photo
WILLIAM J. MCCOURT,
Supt. Water Bureau.




J. L. WHITMAN,
Supt. House of Correction.



Daily News Photo
DR. GEO. B. YOUNG,
Commissioner of Health.



Daily News Photo
JAMES GLEASON,
Chief of Police.



Daily News Photo
CHAS. F. SEYFERLICH,
Fire Marshal.



Coover Photo
N. L. PIOTROWSKI,
City Attorney.



Gibson Photo
HENRY ERICSSON,
Building Commissioner.

CHICAGO CITY OFFICIALS.

Heads of departments, assistants, chief clerks and other employes. Their offices unless otherwise specified are open from 9 a. m. to 5 p. m.

MAYOR'S OFFICE.

Room 507 city hall. Hours 9:30 a. m. to 1 p. m.

Mayor—Carter H. Harrison, D.

Private Secretary—Charles C. Fitzmorris, D.

Duties—The mayor presides over meetings of the city council, approves or vetoes the acts of that body, appoints all noncollective city officials, sees that all the laws and ordinances are faithfully executed, issues and revokes licenses and exercises a general supervision over all the various subordinate departments of the city government.

THE CITY COUNCIL (1913-1914).

Presiding Officer—Mayor Carter H. Harrison.

City Clerk—Francis D. Conroy.

Chief Clerk—Edward J. Padden.

Sergeant-at-Arms—William H. Brown.

Total membership of council, 70; democrats, 45; republicans, 21; progressives, 3; independent, 1.

Ward.

ALDERMEN.

1. Michael Kenna, D.....307 South Clark street
John J. Coughlin, D.....17 North LaSalle street
2. George F. Harding, Jr., R.....504, 117 N. Dearborn
Hugh Norris, R.....3638 South 5th avenue
3. St. Mayer, D.....4603 South Michigan avenue
Thomas D. Nash, D.....1617 Ashland block
4. Joseph F. Ryan, D.....524 West 25th place
John A. Richert, D.....2603 South Halsted street
5. Patrick J. Carr, D.....3508 South Western avenue
Charles Martin, D.....3635 Emerald avenue
6. Theodore K. Long, R.....4823 Kimbark avenue
Willis O. Nance, R.....5213 Hibbard avenue
7. John H. Helwig, R.....418 East 63d street
Charles E. Merriam, Ind.....1410, 139 North Clark
8. John R. Emerson, D.....2665 East 77th street
Ernest M. Cross, R.....10200 Avenue L
9. Hiram Vanderbilt, Prog.....11232 South Michigan
Eugene Block, D.....9311 Evans avenue
10. Frank Klaus, D.....1726 South Center avenue
Frank J. Vavricek, D.....1720 Loomis street
11. E. F. Cullerton, D.....510 Reaper block
Frank W. Bewersdorf, D.....2103 S. Western-av.
12. Joseph I. Novak, D.....2401 South Trumbull avenue
Otto Kerner, D.....409 Rector building
13. Thomas J. Ahern, D.....234 South Kedzie avenue
Frank McDonald, D.....2351 West Congress street
14. James H. Lawley, R.....1925 West Chicago avenue
J. Edward Clancy, D.....1104 Ashland block
15. Henry Utpatel, Prog.....408 Chamber of Com. bldg.
Albert W. Bellfuss, R.....2258 Cornelia street
16. Stanley H. Kunz, D.....1349 Noble street
John Czeka, D.....1837 Evergreen avenue
17. Lewis D. Sitts, R.....1471 Grand avenue
Stanley S. Walkowiak, D.....1317, 139 N. Clark-st.
18. Frank F. Gazzolo, D.....12 North Leavitt street
William J. Healy, R.....11, 716 W. Madison street
19. John Powers, D.....162 West Washington street
James B. Bowler, D.....1223 Taylor street
20. Hugo L. Pitte, D.....404, 25 North Dearborn street
Ellis Geiger, D.....306, 7 West Madison street
21. James F. Burns, R.....Title and Trust building
V. J. Schaeffer, D.....1841 North Halsted street
22. John H. Bauler, D.....515 West North avenue
Jacob A. Hey, Prog.....2050 North Halsted street
23. John Kjellander, R.....3033 North Clark street
August Krumholz, D.....1662 Fullerton avenue
24. John Haderlein, D.....3150 Southport avenue
Henry D. Captain, R.....171 N. Washab avenue
25. Jacob A. Freund, R.....5447 Winthrop avenue
William F. Lipps, R.....2180 Wilson avenue
26. George Pretzel, R.....3830 North Hoyne avenue
G. Ed Trebing, D.....3244 North Troy street
27. Frank J. Wilson, D.....5153 Montrose avenue
Harry E. Littler, R.....113 Ann street
28. Charles Twigg, D.....2518 Lyndale street
Pelix B. Janovsky, D.....1824 West 47th street
29. Frank McDermott, D.....1552 West 55th street
George P. Latchford, D.....721 West 47th street
30. George P. Latchford, D.....5428 South Halsted street
Joseph A. Kearns, R.....5510 Lafayette avenue
31. James A. Bergen, D.....1633 West 63d street
Henry B. Fisher, R.....219 West 72d street
32. Albert J. Fisher, R.....127 N. Dearborn street

33. Irwin R. Hazen, R.....508 Title and Trust building
Geo. H. Bradshaw, R.....659 Washington boulevard
34. Winfield J. Held, D.....4125 West 26th street
John Toman, D.....4141 West 21st place
35. James Donahoe, D.....1606 Ashland block
Martin J. Healy, D.....1958 Humboldt boulevard

STANDING COMMITTEES (1913-1914).

Finance—Richert, Harding, Long, Emerson, Lawley, Bellfuss, Sitts, Pitte, Geiger, Krumholz, Lipps, Wilson, Twigg, Kearns, Holding. Meets Fridays, 2 p. m.

Local Transportation—Block, Mayer, Richert, Carr, Long, McDonald, Clancy, William J. Healy, Captain, Lipps, Wilson, Twigg, Bergen, Fisher, Hazen, Toman, Donahoe. Meets Wednesdays, 10:30 a. m.

Gas, Oil and Electric Light—Sitts, Ryan, Long, Merriam, Block, Vavricek, Bellfuss, Walkowiak, Bowler, Burns, Hey, Haderlein, Twigg, Janovsky, Kearns, Bradshaw, M. J. Healy. Meets Thursdays, 2 p. m.

Harvors, Wharves and Bridges—Littler, Kenna, Norris, Nance, Emerson, Kerner, Czeka, Gazzolo, Geiger, Bauler, Hey, Freund, Trebing, McDermott, Swift. Meets Mondays, 2 p. m.

Local Industries—Fisher, Mayer, Carr, Klaus, Cullerton, Novak, Lawley, Czeka, Sitts, Schaeffer, Krumholz, Pretzel, Wilson, McDermott, Bergen. Meets Tuesdays, 2 p. m.

Judiciary, State Legislation, Elections and Rules—Donahoe, Coughlin, Helwig, Bewersdorf, Kerner, Ahern, Clancy, Utpatel, Walkowiak, Powers, Bauler, Kjellander, Captain, Swift, Holding, Hazen, Held. Meets Tuesdays, 2 p. m.

Streets and Alleys, Taxation and Street Nomenclature—Wm. J. Healy, Coughlin, Norris, Cross, Klaus, McDonald, Utpatel, Kunz, Burns, Kjellander, Haderlein, McDermott, Swift, Toman. Meets Mondays, 2 p. m.

License—Pitte, Norris, Ryan, Merriam, Cross, Vavricek, Novak, Ahern, Utpatel, Bowler, Hey, Haderlein, Janovsky, Bradshaw, Held. Meets Thursdays, 2 p. m.

Buildings and City Hall—Clancy, Nash, Carr, Cross, Vanderbilt, Klaus, Bewersdorf, Walkowiak, Powers, Schaeffer, Pretzel, Trebing, Littler, Latchford, M. J. Healy. Meets Fridays, 2 p. m.

Schools, Fire, Police and Civil Service—Ryan, Harding, Mayer, Richert, Martin, Helwig, Block, Vavricek, Bewersdorf, Geiger, Kjellander, Bergen, Bradshaw, Held, M. J. Healy. Meets Tuesdays, 11:30 a. m.

Health—Nance, Nash, Martin, Merriam, Vanderbilt, Cullerton, Ahern, Lawley, Kunz, Gazzolo, Freund, Pretzel, Littler, Latchford. Meets Wednesdays, 2 p. m.

Water—Toman, Kenna, Ryan, Martin, Helwig, Vanderbilt, Kerner, Kunz, Gazzolo, Powers, Schaeffer, Freund, Latchford, Hazen. Meets Fridays, 10:30 a. m.

Railway Terminals—Geiger, Kenna, Harding, Richert, Helwig, Bewersdorf, McDonald, Utpatel, Wm. J. Healy, Bowler, Schaeffer, Captain, Littler, Fisher, Donahoe. Meets Mondays, 10:30 a. m.

SELECT COMMITTEES (1913-1914).

Track Elevation—Janovsky, Fisher, Emerson, Kearns, Bauler, Nance, Czeka, Trebing, Nash. Meets Wednesdays, 3:30 p. m.

Compensation—Harding, Bellfuss, Lipps, Krumholz, Holding, Pitte. Meets Fridays, 1 p. m.

Bathing Beaches and Recreation Piers—Norris, Bowler, Novak, Cross, Burns. Meets Fridays, 3:30 p. m.

Special Park Commission—Aldermen Bellfuss, Captain, Coughlin, Cullerton and McDonald, and Messrs. Oscar F. Mayer, Jens Jensen, Cyril Flala, Paul Drzymalski, Peter S. Goodman, George Landau, Charles E. Bock, F. A. Lindstrand, Samuel J. Rosenblatt and Rev. Julius Rappaport. Meets Wednesdays, 10:30 a. m.

MEETINGS OF COUNCIL.

Regular meetings of the council are held every Monday at 7:30 p. m., except when otherwise ordered at a regular meeting.

Duties—In a general way the duties of the board of aldermen are to enact ordinances for the government of the city, levy and collect taxes, make appropriations, regulate licenses, etc. The matters coming under the jurisdiction of the council are indicated by the names of the committees given above.

CITY CLERK'S OFFICE.

City hall, first floor, south end.

City Clerk—Francis D. Connelly, D.

Chief Clerk to City Clerk—E. J. Padden, D.

Duties—The city clerk keeps the corporate seal and all papers belonging to the city. He attends the meetings of the council and keeps a record of the proceedings. All city licenses are issued through his office.

CITY TREASURER'S OFFICE.

City hall, second floor.

Hours—10 a. m. to 3 p. m.

City Treasurer—M. J. Flynn, D.

Assistant—Albert J. Keefe.

Chief Clerk—Joseph Friedman.

Duties—The treasurer receives all moneys belonging to the corporation, deposits the funds in bank, keeps separate accounts of each fund or appropriation, pays warrants, receives fines and renders monthly accounts of the condition of the treasury to the council. The city treasurer is also treasurer of the following pension funds: Firemen's, public school teachers', public library employes', public school employes', house of correction and municipal employes'.

CITY COMPTROLLER'S OFFICE.

Room 501 city hall.

Comptroller—John E. Traeger, D.

Deputy Comptroller—Louis E. Gosselin, D.

Chief Clerk—C. J. O'Connor.

Duties—The comptroller is at the head of the department of finance, of which the treasurer and collector are also members. He is charged with a general supervision over all the officers of the city who take in or pay out city money. He is the fiscal agent of the city and as such has charge of deeds, mortgages, contracts, etc. He audits and settles claims, keeps a record of persons committed to the house of correction, with fines, etc.; keeps books relating to appropriations, makes the annual estimates, signs warrants upon the city treasury, etc.

PAYMASTER'S BUREAU.

Room 503 city hall.

Paymaster—John L. Healy.

Duties—The city paymaster has immediate charge of paying the salaries of city employes, including school teachers and library employes.

CITY COLLECTOR'S OFFICE.

City hall, first floor.

City Collector—Edward Cohen, D.

Deputy City Collector—J. F. McCarty.

Duties—The city collector collects all license fees, fees for inspections and permits, compensation for franchises and vehicle tax; collects on special assessment warrants; transmits such payments to city treasurer daily, receipts for which are filed with the city comptroller.

CORPORATION COUNSEL'S OFFICE.

Room 511 city hall.

Corporation Counsel—William H. Sexton, D.

Assistants—Bryan Y. Craig, Lee D. Mathias, John W. Beckwith, William Dillon, Nicholas Michels, Charles M. Haft, Patrick W. Sullivan, James G. Skinner, Leon Hornstein, S. Crawford Ross, A. L. Gettys, John F. Power, J. J. Viterna, Max M. Korshak, George L. Reker, S. A. T. Watkins, Otto C. Bruhlman, Harry J. Ganey, J. F. Grossman, James J. St. Lawrence, Loring R. Hoover, William Naughton, George E. O'Reilly.

Assistant Corporation Counsel and Attorney Board

Local Improvements—Philip J. McKenna.
Assistant Corporation Counsels and Assistant Attorneys Board Local Improvements—George P. Foster, Eugene H. Dupee, E. C. Frank Meier, Alexander Arkin.

Assistant Corporation Counsel and Attorney Fire Department—Joseph F. Murray.

Secretary to the Corporation Counsel—A. J. Callaghan.

Duties—The corporation counsel superintends and, with the assistance of the prosecuting and city attorneys, conducts all the law business of the city; draws the leases, deeds and other papers connected with the finance department and all contracts for any of the other departments of the corporation; drafts such ordinances as may be required of him by the city council or its committees and furnishes written legal opinions upon subjects submitted to him by the mayor or the city council or any department of the city government.

CITY ENGINEER'S OFFICE.

City hall, fourth floor.

City Engineer—John Ericson, C. E.

Assistant City Engineer—H. S. Baker.

Chief Clerk—W. J. Roach.

Duties—The city engineer has charge of the construction, maintenance and operation of bridges, viaducts and waterworks and performs all such services for the commissioner of public works as require the skill and experience of a civil engineer.

IN CHARGE OF DIVISIONS.

Construction—Henry W. Clausen.

Operation—Henry A. Allen.

Water Pipe Extension—H. L. Lucas.

Repairs and Shop—F. Miller.

Designing—Myron B. Reynolds.

Inspection and Testing—L. S. Marsh.

Bridges and Viaducts—Thomas G. Piffeldt.

Harbor Master—Thomas Moynihan.

Water Meter Shops—F. D. Anderson.

BOARD OF SUPERVISING ENGINEERS—CHICAGO TRACTION.

105 South LaSalle street.

Secretary—Lucius H. Davidson.

BOARD NO. 1.

Chairman—Blon J. Arnold.

Representing City of Chicago and Engineer for Board—George Weston.

Representing Chicago City Railway Company and Southern Street Railway Company—Harvey B. Fleming.

Representing Chicago Railways company—John Z. Murphy.

BOARD NO. 2.

Chairman—Blon J. Arnold.

Representing City of Chicago and Engineer for Board—George Weston.

Representing Calumet & South Chicago Railway Company—A. L. Drum.

BUREAU OF WATER.

City hall, first floor.

Superintendent—William J. McCourt.

Accountant—James J. Dunn.

Chief Clerk—John C. Schubert.

Cashier—Otto A. Dieler.

Chief Water Assessor—Thomas H. Byrne.

Field Assessor in Charge—J. J. Ward.

Duties—The superintendent of water has special charge of the assessment and collection of water rates.

BUREAU OF STREETS.

Room 403 city hall.

Superintendent—Walter G. Leininger.

First Assistant Superintendent—Patrick McCarthy.

Second Assistant Superintendent—W. J. Galligan.

Third Assistant Superintendent—(Vacancy).

Duties—The superintendent of streets performs such duties as are required of him by the commissioner of public works or the ordinances of the city. He has special charge of the streets, sidewalks and public ways of the city and of the improvement and repair thereof, except where such repair or improvement is to be paid for by special assessment. The first assistant superintendent performs such duties as may be required of him by the commissioner of public works, the superintendent of streets or the city ordinances, and acts as superintendent in the latter's absence.

The second assistant superintendent has charge of the cleaning of the streets and alleys of the city, including the removal and disposition of garbage, litter, dirt, ashes, ofal and other materials. He also sees that the ordinances relating to garbage, etc., are enforced and that violations thereof are reported for prosecution. The third assistant has charge of the improvement and repairs of the streets and alleys, except where such repairs or improvements are to be paid for by special assessment.

BUREAU OF SEWERS.

Room 409 city hall.

Superintendent (acting)—George E. McGrath.

Engineer—William R. Mathews.

Inspector in Charge of Benches and Grades—W. H. Hedges.

Inspector in Charge—Edward J. Hayes.

Principal Clerk—Ed Cullerton, Jr.

Duties—The superintendent has special charge of the maintenance of sewers, including cleaning and repairing, and also of the issuance of permits for all connections.

BUREAU OF MAPS.

Room 410 city hall.

Superintendent—John D. Riley, D.

Duties—Has special charge of city maps and plats and all matters pertaining to street numbering, and is examiner of subdivisions.

BUREAU OF COMPENSATION.

Room V-15 city hall.

Superintendent—Henry V. McGurgen.

Duties—Shall, under the direction of the commissioner of public works, have charge of and receive all applications for permits to use streets and alleys, or public grounds, or any space beneath the same; shall attend to all matters connected with the issuance of such permits; also act in an advisory capacity to the committee on compensation of the city council.

BOARD OF LOCAL IMPROVEMENTS.

City hall, second floor, south end.

Members—George A. Schilling, president; Edward J. Giackin, secretary; Frank Sima, Frank X. Rydzewski, Clayton F. Smith, Fred Burkhard. Superintendent of Special Assessments and Secretary—Edward J. Giackin.

Engineer Board of Local Improvements—Cicero D. Hill.

Chief Engineer of Streets—John B. Hittell.

Superintendent of Sidewalks—N. E. Murray.

Chief Clerk Special Assessments—T. Sullivan.

Duties—The board of local improvements is that part of the city of Chicago government created by law for the purpose of making local improvements, the cost of which is paid by special assessments or direct taxation on the property directly and indirectly benefited. Among such local public improvements are sewers, house drains, water mains, water service pipes, sidewalks, street and alley paving and the taking of private property by condemnation proceedings for the purpose of opening, extending or widening public highways.

CITY ATTORNEY'S OFFICE.

Room 602 city hall.

City Attorney—Nicholas L. Piotrowski.

Chief Assistant City Attorney—Morton A. Mergen-thelm.

Trial Attorneys—Myer Emrich, Edward A. Prindville, James R. Considine, George McMahan, Matthew J. O'Brien. Assistant Trial Attorneys—Matthew E. Clark, Michael C. Zacharias, John B. Brenza, Justin F. McCarthy, James J. O'Toole, Walter J. LaBuy and Michael B. Morris.

Appellate Court Attorney—David R. Levy.

Chief Investigator—George Self.

Supervisor of Investigations—Frank C. Sebring.

Chief Clerk—Claude Dyckman.

Docket Clerk—Joseph M. Coffey.

Judgment and Waver Clerk—Alfred Ebonstein.

Duties—The city attorney keeps a register of all actions in courts of record, prosecuted or defended, in which the city may be a party, and defends all damage suits against the city. His chief duty is the defense or settlement of per-

sonal injury cases against the corporation. He may be called upon to draft ordinances for the city council or for heads of departments. He is the attorney for the fire pension board.

PROSECUTING ATTORNEY'S OFFICE.

Room 604 city hall.

Prosecuting Attorney—James S. McInerney, D.

Chief Assistant—Albert J. W. Appell.

Chief Clerk—Edward V. Peterson.

Assistants—Morris Barnett, George A. Basta, Frank J. Calupny, George Emmicke, Henry Eckhardt, LeRoy Hackett, Arthur Hagenjos, Frank T. Haden, Julius Jaffe, J. Henry Kraft, Z. H. Kadow, Ota P. Lightfoot, Roman G. Lewis, William Navigato, Walter Rooney, Frank C. Souhrada, U. S. Schwartz, Marshall Solberg, W. J. Vavra.

DEPARTMENT OF HEALTH.

City hall, seventh floor.

Commissioner of Health—George B. Young, M. D.

Assistant Commissioner—Gottfried Koehler, M. D.

Secretary—E. R. Pritchard.

Assistant Secretary—S. F. Manning.

Chief Bureau of Vital Statistics—M. O. Heckard, M. D.

Assistant Chief Bureau of Vital Statistics—C. St. Clair Drake, M. D.

Chief Bureau of Medical Inspection—Heman Spalding, M. D.

Assistant Chief Bureau of Medical Inspection—I. D. Rawlings, M. D.

Assistant Chief Bureau of Medical Inspection—H. O. Jones, M. D.

Chief Bureau of Sanitation—Charles B. Ball.

Assistant Chief Bureau of Sanitation—Thomas J. Claffy.

Chief Bureau of Food Inspection—B. E. Sherman.

Assistant Chief Bureau of Food Inspection—Henry Welsberg.

Chief Bureau of Hospitals, Public Baths and Lodging House—W. K. Murray, M. D.

Director of Laboratory—F. O. Tonnev, M. D.

City Physician—Dr. John McGregor.

Duties—The commissioner of health and his assistants enforce state laws and city ordinances relating to sanitation and cause all nuisances to be promptly abated. They keep records of deaths and other vital statistics, investigate all cases of contagious diseases and take all necessary steps to prevent their spread, such as providing for vaccination, disinfection, etc.

The city physician attends to all cases in the police stations requiring medical attention.

DEPARTMENT OF PUBLIC WORKS.

Room 406 city hall.

Commissioner—Lawrence E. McGann, D.

Deputy Commissioner—J. O. Kostner, D.

Duties—The commissioner of public works is the head of the department of public works, which embraces the bureaus of engineering, streets, sewers, water, maps and plats, compensation, architecture and city hall. The commissioner of public works has special charge and superintendence, subject to the ordinances of the city, of all streets, alleys, highways, walks, bridges, viaducts, docks, wharves, public places, public landings, public grounds, markets and market places and public buildings belonging to the city; of all works for the deepening and widening or dredging of the Chicago river and its branches, and of the harbor of said city; of all sewers and works pertaining thereto; and of the waterworks and collection of water rates and fees for the use of water or for permits issued in connection with the waterworks system, and of all sewerage permits and licenses; the awarding and execution of all contracts for any work or public improvement not done by special assessment, and the letting of all contracts for coal for use of any department of the city.

BOARDS OF EXAMINERS.

Suite 1002 city hall.

BOARD OF EXAMINERS OF STATIONARY ENGINEERS.

President—Henry A. Zender.

First Vice-President—Adolph Jenczewsky.

Second Vice-President—W. F. Melican.

Chief License Inspector—Henry G. McMahon.

Duties—The board of examiners of stationary engineers is appointed by the mayor. It consists of three members, all of them practical engineers and competent judges of the construction of steam boilers and engines and experienced in their operation. The board examines applicants for licenses as engineers or boiler or water tenders and issues to such applicants as are found qualified proper certificates; each certificate issued expires by limitation one year from date. An application for an engineer's license must be accompanied by a fee of \$2.00 and for a boiler tender or water tender's license by a fee of \$1.00. Applicants are required to pass by a percentage of 70 or more.

BOARD OF EXAMINERS OF PLUMBERS.

Chairman (ex officio)—Dr. George B. Young, commissioner of health.

Master Plumber—Charles J. Herbert.

Journeyman Plumber—William W. Petrie.

BOARD OF EXAMINERS OF MOVING PICTURE OPERATORS.

Chairman—Ray Palmer, city electrician.

Examiner—William H. Havill.

Secretary Boards of Examiners—William H. Luthardt.

Duties—The secretary of the boards of examiners is by law secretary of all the three boards enumerated above. The duties of the two boards last mentioned are sufficiently indicated by their titles. They are similar, within their scope, to those of the board of examiners of stationary engineers.

TRACK ELEVATION DEPARTMENT.

Room 1003 city hall.

Track Elevation Commissioner—Francis J. Owens, D. **Duties**—Frames ordinances for the elevation of steam surface roads in Chicago and has supervision of track elevation.

DEPARTMENT OF BUILDINGS.

Room 702 city hall.

Commissioner—Henry Ericsson, D.

Deputy Commissioner—Robert Knight.

Secretary—Peter C. Hoey.

Duties—The building commissioner sees that new buildings are put up in accordance with the city ordinances, that fire escapes are provided whenever needed, that unsafe structures are demolished or repaired, that safe exits are provided in halls, theaters, etc.

DEPARTMENT OF ELECTRICITY.

Room 614 city hall.

City Electrician—Ray Palmer, D.

Chief Operator—Frank W. Swenle.

Superintendent of Construction—Harry Leser.

Chief Clerk—John E. Bradley.

Chief Electrical Inspector—Victor H. Tousley.

Chief Gas Inspector—William D. Wilcox.

Duties—The city electrician has charge of construction and operation of the city's street lighting and substations, and the police and fire alarm telegraph systems, and the inspection of all electrical installation within the city limits.

DEPARTMENT OF SUPPLIES.

City hall, floor 3½.

Business Agent—Richard J. Reynolds, D.

Duties—The business agent buys all supplies for city departments which involve an expenditure of less than \$500. He has nothing to do with supplies used by contractors employed by the city.

BUREAU OF STATISTICS.

Room 1006 city hall.

City Statistician—Francis A. Eastman.

Stenographer and Recorder—Margaret E. Lynch.

Duties—The bureau of statistics being in the department of the mayor, the city statistician does whatever work may be assigned him from the mayor's office, and he supplies data on municipal subjects to the aldermen and heads of departments whenever such are required of him. And he renders like service to the general public upon call, or letter received, from any person residing in Chicago or elsewhere.

MUNICIPAL REFERENCE LIBRARY.

Room 1005 city hall.

Municipal Reference Librarian—Frederick Rex.

Stenographer—Margaret E. Lynch.

Library Assistant—Adele Bergmann.

Duties—The Municipal Reference Library is the city hall branch of the Chicago Public Library. Its function is to provide, arrange and index information on all matters pertaining to municipal administration and legislation. There is on file in the library one of the most complete collections of the charters and ordinances of domestic and foreign cities extant in the United States, as well as of municipal reports and documents. An index is made of all ordinances pending before the city councils of Chicago and other cities. If any information desired is not on file, an effort is always made to secure it as promptly as possible.

HOUSE OF CORRECTION.

California avenue, near 26th street.

Superintendent—John L. Whitman, R.

Deputy Superintendent—P. J. O'Connell.

House of Correction Inspectors—Mathias Aller, chairman; A. A. Bugar, secretary; Dr. M. A. Welskopf.

Duties—The superintendent has charge of the house of correction under the supervision and direction of the board of inspectors, enforces order and discipline, receives prisoners and discharges them on order or on expiration of sentence.

POLICE DEPARTMENT.

Headquarters—5th floor city hall, north end.

General Superintendent—James Gleason.

Secretary to General Superintendent—Vernon L. Bean.

First Deputy Superintendent—H. F. Schuettler (3d floor).

Second Deputy Superintendent—M. L. C. Funkhouser (10th floor, north end).

Secretary Police Department—Edward M. Cummings (10th floor, north end).

Chief Clerk—Phyll McKenna (10th floor, north end).

Drillmaster—John Bauder (5th floor).

Custodian—DeWitt C. Cregier (3d floor, north end).

Captains—John J. Halpin, P. J. Gibbons, Charles C. Healy (mounted squadron), P. D. O'Brien, Michael Ryan, Max Nootbaar, James O'D. Storen, P. J. Lavin, John A. Alcock, Morgan A. Collins, John S. Ryan, Thomas J. Coughlin, John D. McCarthy, John E. Ptacek, Bernard P. Baer, Thomas F. Meagher, Joseph Smith, Stephen K. Healy, Henry E. Gorman, Stephen B. Wood, John Rehm, Max Danner, James Madden, William W. Cadmore.

Duties—The police department is charged with preserving order, peace and quiet and enforcing the laws and ordinances throughout the city. Police officers have the power to make arrests and to serve warrants. They are required to assist firemen in saving property, in giving alarms of fire and in keeping the streets in the vicinity of burning buildings clear. They are also required to take notice of all obstructions and defects in the streets, nuisances, etc.

FIRE DEPARTMENT.

Headquarters—Room 105 city hall.

Fire Marshal—Charles F. Seyferlich.

First Assistant Fire Marshal—Thomas O'Connor.

Second Assistant Fire Marshal—P. J. Donohue.

Third Assistant and Department Inspector—E. J. Buckley.

Fifth Assistant Fire Marshal—A. R. Seyferlich.

Sixth Assistant—J. McAuliffe.

Department Attorney—Joseph Murray.

Secretary—William C. Gamble.

Battalion Chiefs—1st, P. J. Egan; 2d, Benjamin O'Connor; 3d, Jacob Grauer; 4th, Charles N. Heaney; 5th, John Evans; 6th, Thomas J. Reynolds; 7th, Michael Kerwin; 8th, Thomas Hackett; 9th, Walter Powers; 10th, David J. Mahoney; 11th, Martin Lacey; 12th, Joseph L. Kenyon; 13th, Frank Conway; 14th, Michael R. Driscoll; 15th, James Ward; 16th, John F. Smith; 17th, George H. McAllister; 18th, Eugene Sweeten; 19th, James Costlin; 20th, Thomas P. Kenney; 21st, Edward F. McGurn; 22d, Michael Corigan.

Superintendent Insurance Patrol—E. T. Shepherd, 163 West Monroe street.

Duties—The fire marshal has sole and absolute control over all persons connected with the fire department and has the custody of the equipment

and other property of the department. The fire inspector investigates the causes of fires and keeps a record of the same. The secretary keeps all books and papers of the department and delivers to the city council and other departments the written communications of the fire marshal.

BUREAU OF FIRE PREVENTION AND PUBLIC SAFETY.

Headquarters—Room 604 city hall.
 Chief of Bureau and Fourth Assistant Fire Marshal—John C. McDonnell.
 Fire Prevention Engineer—Elissha A. Case.
 Fire Prevention Inspector in Charge—Charles W. Hejda.
 Chief Clerk—T. J. Sullivan.
 Duties—The chief of fire prevention and public safety shall have the power and it shall be his duty to enforce the provisions of all ordinances of the city of Chicago which may tend to prevent the starting or spreading of fires or disastrous results in case of fires.

CIVIL-SERVICE COMMISSIONERS.

Room 610 city hall.

Commissioners—H. M. Campbell, D., president; Elton Lower, R.; J. J. Flynn, D.
 Secretary and Chief Examiner—R. A. Widdowson.
 Attorney—Herbert J. Friedman.

Duties—The commissioners classify offices and places in the city service, examine applicants for employment in such offices and places, certify to the heads of departments as required the names of those standing highest on the list of eligibles, investigate charges against employes in the classified service and remove employes for cause. Two weeks' notice by advertisement of the time and place of holding examinations is given.

ELECTION COMMISSIONERS.

City hall, third floor, south end.

Commissioners—Charles H. Kellerman, chairman; Anthony Czarnacki, secretary; Howard S. Taylor. Chief Clerk—William H. Stuart.
 Attorney—Charles H. Mitchell.

Duties—The commissioners fix the election precincts, provide ballot boxes, tally sheets, poll-books and all other blanks and stationery necessary in an election, select judges and clerks of elections, canvass the returns of votes and, in brief, have charge of everything pertaining to the registration of voters and the holding of all regular, special and primary elections.

DEPARTMENT OF SMOKE INSPECTION.

Room 608 city hall.

Chief Smoke Inspector—O. Monnett.
 Chief Assistant Smoke Inspector—S. H. Viall.
 Deputy in Charge—F. A. Chambers.
 Chief Clerk—Edward R. Laub.

DEPARTMENT FOR THE INSPECTION OF STEAM BOILERS, STEAM AND COOLING PLANTS.

Room 613 city hall.

Chief Inspector—M. J. Ryan.
 Supervising Engineer—R. B. Wilcox.

CITY ARCHITECT.

Room 1012 city hall.

Charles W. Kallal.

DEPARTMENT OF WEIGHTS AND MEASURES.

Vault floor, city hall.

Inspector Weights and Measures—Peter Zimmer, D.
 Chief Deputy—William F. Clnett.

OIL INSPECTOR'S OFFICE.

Room 1013 city hall.

MUNICIPAL LODGING HOUSE.

162 North Union avenue.

Superintendent—Charles F. Rogers.

IMPORTS OF MERCHANDISE INTO CHICAGO.

Value of imported merchandise entered for consumption and withdrawn from warehouse, with amounts of duty collected thereon, for the year 1912, at the port of Chicago:

Articles free of duty.	Value.	Duty.
American whisky returned.....	\$5,832	\$6,422.31
Art works over 20 years old.....	160,835
Antiquities over 100 years old.....	257,515
Tea.....	1,856,302
Other free articles.....	4,619,191
Articles subject to duty.		
Ale, beer and porter.....	69,882	41,504.54
Art works.....	54,735	8,210.32
Automobiles and parts of.....	23,164	10,423.73
Books, music, etc.....	95,525	23,881.23
Breadstuffs.....	478,675	153,871.99
Brushes.....	69,028	27,719.28
Cheese.....	618,054	193,209.11
Chemicals, drugs, etc.....	1,187,595	261,556.69
China and glassware.....	1,002,805	585,616.55
Cigars and cigarettes.....	151,968	129,310.53
Clocks, watches and parts of.....	307,268	71,541.63
Cocoa and chocolate.....	103,519	18,147.25
Cutlery.....	36,505	23,608.80
Diamonds, precious stones.....	502,596	51,419.90
Dry goods.....	6,089,517	3,563,053.42
Fish, all kinds.....	857,037	179,579.70
Fruits and nuts.....	1,295,120	398,284.27
Furs and manufactures of.....	-111,528	42,479.94
Gold and silver, manufactures.....	80,598	44,518.86
Guns and firearms.....	17,999	7,690.54
Hops.....	45,140	10,757.14
Iron and steel, manufactures.....	459,173	163,411.95

DISTRIBUTION OF NATIONALITIES IN CHICAGO.

According to the school census of May 2, 1912, the different nationalities of Chicago are chiefly distributed throughout the wards (as now constituted) of the city as follows:
 Americans—25th, 26th, 23d, 7th, 32d and 33d.
 Germans—14th, 26th, 25th, 27th, 15th, 16th, 28th and 5th.
 Poles—26th, 27th, 17th, 28th, 29th, 4th and 5th.
 Italians—19th, 22d and 17th.
 Irish—50th, 31st, 32d, 35th, 19th and 5th.

Articles free of duty.	Value.	Duty.
Jewelry.....	70,127	49,073.73
Lead ore.....	59,600	66,376.84
Leather, mfrs. of, gloves.....	953,975	428,408.53
Leather, mfrs. of, all other.....	111,057	30,316.70
Maple sugar.....	62,378	30,693.99
Matches.....	81,375	24,497.29
Matting of straw, etc.....	27,757	16,272.98
Metals and manufactures of.....	114,359	52,737.50
Millinery goods.....	602,771	250,672.33
Musical instruments.....	366,286	164,828.34
Oilcloth and linoleum.....	133,647	60,993.56
Oils.....	419,642	150,184.80
Paints and varnish.....	71,137	25,147.26
Paper, manufactures of.....	311,686	90,594.76
Pickles, sauces, etc.....	218,051	66,995.34
Plate and window glass.....	25,490	12,544.26
Salt.....	37,330	10,475.88
Seeds, plants, bulbs.....	777,003	121,498.46
Soap.....	75,037	47,881.60
Smokers' articles.....	75,037	24,540.45
Spirits distilled.....	660,207	865,193.84
Tobacco, leaf.....	1,409,240	841,682.63
Toys and dolls.....	488,616	171,014.00
Wines, champagne.....	316,571	181,158.86
Wines, still.....	256,030	130,444.50
Wood, lumber.....	324,723	26,297.58
Wood, mfrs. of, all other.....	104,975	31,252.20
Miscellaneous.....	1,588,927	694,912.18
Totals, 1912.....	30,278,600	10,698,891.11
Totals, 1911.....	23,089,068	10,131,150.12
Totals, 1910.....	28,281,331	10,102,062.56
Totals, 1906.....	24,141,004	10,005,952.35

Russians—20th, 19th, 10th, 12th, 34th and 3d.

Bohemians—12th, 11th, 34th, 10th and 29th.

Hollanders—9th.

Austrians—20th, 17th and 29th.

Swedes—25th, 23d, 26th, 27th, 31st, 33d, 8th and 9th.

Norwegians—23d, 27th, 15th, 33d and 35th.

Lithuanians—23th, 4th and 5th.

Scotch and French—Scattered throughout city.

Negroes—30th, 14th, 2d and 3d.

*Born in America of American born parents.

CHICAGO CITY OFFICES AND POSITIONS.

[From charts prepared by the efficiency division of the city civil service commission.]

City offices and places of employment are divided by the civil service commission into eleven classes, according to the general character of the duties performed. Offices and places filled by election or appointment are designated as "exempt." Under the civil service act of March 20, 1895, the following are excepted from the classified service: Officers who are elected by the people or by the city council pursuant to the city charter, or whose appointment is subject to confirmation by the city council; judges and clerks of election, members of any board of education, the superintendent and teachers of schools, heads of any principal department of the city, members of the law department and one private secretary to the mayor. Following are the titles of the exempt positions, including the yearly salary attached to each as fixed by the appropriation bill for 1913:

ELECTED BY THE PEOPLE.

Associate judge*.....\$6,000	Clerk*	6,000
Bailiff*	Mayor	18,000
Chief justice.....10,000	Members city council, each.....	3,000
City treasurer.....12,000	*Municipal court.	

ELECTED BY CITY COUNCIL.

Sergeant-at-arms	\$1,000
------------------------	---------

APPOINTED BY THE MAYOR.

Assistant harbor master.....	\$1,200
Assistant vessel dispatcher.....	1,050
Board of education.....	No comp.
Board of examiners (engineers).....	\$2,000 to 2,200
Board of local improvements.....	\$4,000 to 5,000
Business agent.....	6,000
City collector.....	6,000
City electrician.....	6,500
City physician.....	4,600
Civil service commission.....	\$3,000 to 5,000
Commissioner of buildings.....	6,000
Commissioner of health.....	8,000
Commissioner of public works.....	10,000
Commissioner of track elevation.....	5,000
Comptroller.....	10,000
Corporation counsel.....	10,000
Deputy commissioner of public works.....	5,000
Fire marshal.....	8,000
General superintendent of police.....	8,000
Harbor master.....	1,800
Inspector gas and sewer meters.....	3,600
Inspector of oils.....	4,800
Inspector boilers, steam plants.....	3,600
Inspector weights and measures.....	3,600
Inspectors house of correction.....	No comp.
Library directors.....	No comp.
Market master.....	945
Master plumber.....	1,716
Municipal tuberculosis sanitary directors.....	No comp.
Prosecuting attorney.....	6,000
Secretary harbor and subway commission.....	4,000
Secretary to the mayor.....	5,000
Smoke inspector.....	4,000
Subway commissioner.....	12,000
Superintendent house of correction.....	3,600
Traction expert.....	3,000
Vessel dispatcher.....	1,200

SCHOOL SUPERINTENDENTS AND TEACHERS.

(See board of education.)

EXCEPTED BY OTHER SECTIONS OF CIVIL SERVICE ACT.

Civil service examiner and secretary.....	\$3,000
---	---------

SPECIFICALLY EXCEPTED UNDER SECTION 2 OF CIVIL SERVICE ACT.

Members of law department and Municipal courts:	
Appellate court attorney.....	\$3,000
Assistant chief deputy bailiff.....	2,500
Assistant chief investigator.....	1,800
Assistant city attorney.....	1,800
Assistant corporation counsel.....	\$1,500-7,500
Asst. atty. board local improvements.....	\$2,800-5,000
Attorney board local improvements.....	6,000
Attorney fire department.....	3,000
Attorney city service commission.....	3,000
Attorney for bureau of water.....	2,500

Assistant prosecuting attorney.....	\$2,000-2,400
Assistant trial attorney.....	\$1,500-2,150
Assistant to chief justice.....	\$1,800-4,000
Attorney.....	\$3,000-7,500
Auditor.....	2,500
Chief assistant city attorney.....	3,800
Chief assistant prosecuting attorney.....	3,000
Chief deputy bailiff.....	4,000
Chief deputy clerk.....	4,000
Chief investigator.....	2,400
Chief law clerk.....	2,100
Chief law clerk and secretary to corp. counsel.....	2,500
Chief probation officer.....	3,000
City attorney.....	6,000
Deputy bailiff.....	\$1,000-1,500
Deputy clerk.....	\$300-3,000
Docket and law clerk.....	\$1,500-1,800
Executive to chief justice.....	4,000
General counsel, board of education.....	7,500
Investigator Circuit court cases.....	1,500
Investigator Municipal court cases.....	1,300
Investigator Superior court cases.....	1,500
Investigator (preliminary).....	1,000
Investigator (trial).....	1,200
Law and docket clerk.....	1,200
Law and filing clerk.....	1,200
Law and notice clerk.....	1,000
Law and voucher clerk.....	1,200
Law claim investigator.....	2,000
Law clerk and copyist.....	\$720-900
Law clerk and messenger.....	\$600-1,000
Law clerk and preliminary investigator.....	1,000
Law clerk and stenographer.....	\$300-1,200
To board local improvements.....	1,000
To attorney fire department.....	1,200
To attorney bureau of water.....	900
Law clerk and telephone operator.....	1,020
Law clerk and trial investigator.....	1,200
Law clerk, board local improvements.....	\$1,000-2,400
Probation officer.....	1,200
Special assessment examiner.....	2,040
Supervisor of investigations.....	1,800
Trial attorney.....	\$2,500-3,600
*Trial attorney action over.....	3,000

*Elected.

CLASSIFIED SERVICE.

The nonexempt classes of service with the letter designating each are:

A—Medical.	F—Fire.
B—Engineering.	G—Library.
C—Clerical.	H—Inspection.
D—Police.	I—Supervising.
E—Operating engineer-Ing.*	K—Skilled labor.
	L—Labor.

*The operating engineering service is divided into branches A and B. Branch B includes only positions under the board of education.

GRADES AND GROUPS.

All classes of service except unskilled labor are divided into grades according to the authority, responsibility and importance of the duties performed. There are from three to eight grades in each class, the first grade being the lowest. In some of the services the grades are subdivided into groups, group A being the highest.

DEPARTMENTS AND BUREAUS.

City offices and places of employment are distributed among departments and bureaus, in each of which one or more classes of service are represented. In the building department, for example, the engineering, clerical and inspection services are represented. The clerical service is represented in all the departments. On the civil service chart the departments are arranged alphabetically according to the code letter designating each, as follows:

B—Department of buildings.
C-F—City council finance committee.
C-G—Committee on gas, oil and electric light.
C-T—Committee on local transportation.
C-L—Lake shore reclamation commission.
CC—City clerk.
CT—City physician.
CS—Civil service commission.

- B—Board of education.
- EC—Board of election commissioners.
- EL—Department of electricity.
- EE—Board of examiners (engineers).
- F-C—Department of finance—city collector's office.
- F-M—City markets.
- F-T—City treasurer's office.
- F-O—Comptroller's office.
- Fl—Fire department.
- H—Department of health.
- HC—House of correction.
- L—Department of law.
- LP—Chicago public library.
- LI—Board of local improvements.
- M—Mayor's office.
- MC—Municipal courts.
- OI—Office of inspector of oils.
- PO—Department of police.
- P-A—Dept. of public works—bureau of architecture.
- P-C—Bureau of city hall.
- P-E—Bureau of engineering.
- P-I—Commissioner's office.
- P-P—Bureau of compensation.
- P-M—Bureau of maps and plats.
- P-S—Bureau of sewers.
- P-T—Bureau of streets.
- P-W—Bureau of water.
- S—Special park commission.
- SI—Department of smoke inspection.
- SP—Department of inspection of steam boilers and steam plants.
- ST—Bureau of statistics.
- SU—Department of supplies.
- TU—Department of track elevation.
- TR—Department of transportation.
- TS—Municipal tuberculosis sanitarium.
- W—Department of weights and measures.

TITLES OF POSITIONS—NUMBER.									
Service and grade.	I.	II.	III.	IV.	V.	VI.	VII.	VIII.	Total
Medical	3	11	10	12	5	1	42
Engineering	6	14	16	30	7	63
Clerical	2	3	10	9	13	9	9	9	64
Police	4	3	3	2	13
Operat. Eng. (A)	4	4	2	2	4	1	17
Operat. Eng. (B)	1	1	1	3
Fire	6	4	1	1	6	19
Library	2	4	3	4	3	2	18
Inspection	5	24	29	18	5	82
Supervising	12	25	16	6	6	65
Skilled labor	47	80	36	163
Labor, not graded	12

Total classified	92	173	127	84	49	13	9	9	560
Exempt	131
Total titles	..								691

NUMBERS OF POSITIONS—AVERAGE.									
Service and grade.	I.	II.	III.	IV.	V.	VI.	VII.	VIII.	Total
Medical	22	227	23	19	5	1	347
Engineering	111	103	90	40	7	352
Clerical	82	23	709	216	58	18	26	9	1146
Police	3,593	728	136	24	1	4482
Operat. Eng. (A)	170	27	24	12	36	289
Operat. Eng. (B)	273	8	1	287
Fire	1,400	207	158	22	6	1893
Library	51	55	18	9	14	2	149
Inspection	33	398	242	49	4	723
Supervising	147	109	52	5	6	320
Skilled labor	972	1210	85	2674
Labor	7891
Exempt	2674
Total positions in city service	..								22,325

SALARIES OF CHICAGO CITY OFFICIALS AND EMPLOYES (1913).

Service.	BY SERVICES.	
	Total.	Yearly average.
Medical	\$347,925	\$1,003
Engineering	647,819	1,843
Clerical	1,400,365	1,222
Police	5,921,935	1,323
Operating engineering (A)	360,612	1,274
Operating engineering (B)	922,672	*
Fire	2,718,641	1,436
Library	141,350	954
Inspection	945,705	1,401
Supervising	398,558	1,383
Skilled labor	2,594,960	*
Labor	1,902,881	*
Exempt—Educational	8,360,865	*
Law and courts	999,560	*
All other	456,371	*

†28,782,699

*Average salaries omitted because of special nature of service. †Includes \$662,600 blanket salary appropriations for services of a noncontinuous or emergency character.

BY GRADES.

MEDICAL SERVICE.		POLICE SERVICE.	
Grade.	Yearly salary.	Grade.	Yearly salary.
I.	\$300-\$390	I.	\$900-\$1,320
II.	300-1,500	II.	1,500-1,700
III.	900-1,800	III.	1,800-2,000
IV.	1,200-2,640	IV.	2,500-2,750
V.	2,040-3,780	V.	5,000
VI.	4,020		
ENGINEERING SERVICE.		OPERATING ENGINEERING (A).	
I.	\$1,080-\$1,320	I.	\$1,080
II.	1,500-1,740	II.	1,200
III.	1,920-2,400	III.	1,460
IV.	3,000 and up	IV.	1,560
V.	4,020 and up	V.	2,000
VI.	4,020 and up	VI.	2,500
CLERICAL SERVICE.		OPERATING ENGINEERING (B).	
I.	\$300-\$480	I.	*
II.	540-720	II.	\$2,040-\$2,520
III.	840-1,200	III.	4,020 and up
IV.	1,320-1,680		
V.	1,800-2,160		
VI.	2,340-2,700		
VII.	3,000 and up		
VIII.	4,020 and up		

*Fixed by school group.

FIRE SERVICE.		SUPERVISING SERVICE.	
Grade.	Yearly salary.	Grade.	Yearly salary.
I.	\$900-\$1,392	I.	\$660-\$1,080
II.	1,518-1,815	II.	750-1,800
III.	1,815	III.	1,800-3,000
IV.	2,750	IV.	2,400-3,800
V.	3,500-5,000	V.	3,600-5,000
LIBRARY SERVICE.		LABOR SERVICE.	
I.	\$480-\$660		
II.	720-960		
III.	1,020-1,200		
IV.	1,260-1,440		
V.	1,500-2,400		
VI.	3,000 and up		
INSPECTION SERVICE.			
I.	\$960-\$1,200		
II.	960-1,800		
III.	1,200-2,100		

Rates not to exceed the union scale are paid by the city for skilled labor. Ordinary labor is paid for at the rate of \$2 to \$3 a day.

SALARIES BY CERTAIN POSITIONS.

Title.	Salary.
Accountants	\$1,200-\$2,160
Accountants—Head	2,340-2,700
Accountants—Expert	3,000 and up
Assessors	3,000 and up
Attendants—Office	340-480
Auditors—Chief	3,000 and up
Bacteriologists	1,200-1,800
Bookkeepers—Junior	840-1,200
Bookkeepers—Senior	1,320-1,680
Cashiers	2,340-2,700
Cashiers—Chief	3,000 and up
Clerks—Chief	3,000 and up
Clerks—Head	2,340-2,700
Clerks—Junior	840-1,200
Clerks—Principal	1,800-2,160
Clerks—Senior	1,320-1,680
Clerical assistants.	540-720
Collectors	1,320-1,680
Draftsmen	1,080-1,740
Engineers—Junior	1,500-1,740
Examiners—Junior	840-1,200
Examiners—Principal	1,800-2,160
Examiners—Senior	1,320-1,680
Firemen—Stationary	900-1,080
Guards	1,080-1,200
Health officers.	800
Internes	240-300

Title.	Salary.	Title.	Salary.
Investigators	1,320-1,680	Scrubwomen	540
Janitors	600-1,200	Stenographers—Junior	840-1,200
Janitresses	600-720	Stenographers—Principal	1,800-2,160
Labor—Skilled	Union rates	Stenographers—Senior	1,320-1,680
Matrons	780-900	Storekeepers	1,800-2,160
Messengers	540-900	Surgeons—Ambulance	1,080-1,320
Nurses—Field	1,000-1,200	Teachers	750-960
Nurses—Hospital	780-900	Telephone operators	840-1,200
Orderlies	720-900	Tellers	1,800-2,160
Pages	300-480	Vaccinators, per day	5.00
Rate takers	840-1,200	Window washers	750-780

DEPARTMENTS AND BUREAUS.

The following list includes the more important offices and positions in the exempt and classified service except those in the educational department, which will be found elsewhere. The salaries are those fixed by the appropriation bill of 1913 and are yearly if not otherwise specified.

MAYOR'S OFFICE.

Mayor	\$18,000
Secretary	5,000

BUREAU OF STATISTICS.

City statistician	\$3,000
Assistant statistician	1,320

TRANSPORTATION DEPT.

Traction expert	\$3,000
Inspectors, each	1,200

CITY COUNCIL.

Aldermen, each	\$3,000
----------------	---------

FINANCE COMMITTEE.

Chairman	\$3,000
Secretary	3,600

TRANSPORTATION COMMITTEE.

Secretary and engineer	\$3,600
------------------------	---------

COMMITTEE ON GAS, OIL AND ELECTRIC LIGHT.	
Expert, per day, not over	\$50.00
Accountant, per day, not over	25.00

LAKE SHORE RECLAMATION COMMISSION.	
Title searcher	\$1,800

CITY CLERK.

City clerk	\$5,000
Chief clerk	4,000
Reading clerk	2,500
Council secretary	2,340
Sergeant-at-arms	1,000

LAW DEPARTMENT.

CORPORATION COUNSEL.	
Corporation counsel	\$10,000
Assistants, 1 at	7,500
Assistants, 2 at	6,000
Assistants, 2 at	5,000
Assistants, 5 at	4,000
Assistant, 1 at	3,600
Assistants, 7 at	3,000
Assistants, 2 at	2,500
Assistants, 5 at	2,000
Assistants, 1 at	1,500
Fire dept. attorney	3,000
Secretary corp. counsel	2,500
Atty. board local impvts.	6,000
Assistant	5,000
Assistants, 2 at	2,800
Law clerk	2,400
Atty. civil service commis.	3,000
Attorney water dept.	2,500

PROSECUTING ATTORNEY.

Prosecuting attorney	\$6,000
Chief assistant	3,000
Assistants, 3 at	2,400
Assistants, 16 at	2,000

CITY ATTORNEY.

City attorney	\$6,000
Chief assistant	3,800
Trial attorneys, 3 at	3,600
Trial attorney, 1 at	2,500
Assist. trial attorneys, 2 at	2,150
Assist. trial attorney, 1 at	2,100
Assist. trial attorneys, 2 at	1,800
Assist. trial attorney, 1 at	1,500
Trial attorney, action over	3,000
Investigators, 2 at	1,500
Appellate court attorney	3,000
Assist. city attorneys, 2 at	1,800
Chief law clerk	2,100

Chief investigator	2,400
Assist. chief investigator	1,800
Investigators, 2 at	1,500
Investigator, 1 at	1,300
Investigators, 35 at	1,200
Investigators, 23 at	1,000
Docket and law clerk	1,800

DEPARTMENT OF FINANCE.

COMPTROLLER'S OFFICE.	
Comptroller	\$10,000
Deputy and city auditor	4,500
Chief clerk	3,600

ACCOUNTING DIVISION.	
Expert accountant	\$3,600
Real estate agent	2,040
Teller	1,680

AUDIT DIVISION.	
Chief auditor	\$3,000
Senior bookkeeper	1,440

PAYMASTER'S DIVISION.	
Paymaster	\$3,300
Tellers, 2 at	1,680

SPECIAL ASSESSMENT DIVISION.	
Principal clerk	\$2,160

CITY TREASURER.	
City treasurer	\$12,000
Assistant treasurer	5,000
Chief clerk	3,600
Chief cashier	3,600
Cashiers, 2 at	2,520

CITY COLLECTOR.	
City collector	\$6,000
Deputy city collector	4,000
Cashier	2,700
Head clerk	2,340

ELECTION COMMISSIONERS.*	
Attorney for board	\$5,000
Chief investigator	2,500
Investigators, 5 at	1,200
Chief auditor	2,500

*Paid by county. See county salaries.

CIVIL SERVICE COMMISSION.	
President	\$5,000
Commissioners, 2 at	3,000
Chief examiner	3,000
Examiner in charge	2,040
Principal examiner	1,680

EFFICIENCY DIVISION.	
Examiner in charge	\$4,020
Experts on system, 2 at	3,000
Examiner efficiency, general	2,400
Examiner clerical efficiency	2,340

DEPARTMENT OF SUPPLIES.	
Business agent	\$6,000
Head buyer	2,400
Storekeeper	2,040

DEPARTMENT OF POLICE.	
General superintendent	\$8,000
First deputy superintendent	5,000
Second deputy superintendent	5,000
Secy. to gen. superintendent	3,000
Secretary	3,600
Department inspector	3,600
Inspector moral conditions	2,400
Private sec. to assist. supt.	1,320

SUBORDINATE OFFICERS.	
Captains, 27 at	\$2,250
Drillmaster	1,800

Lieutenants	1,800
Sergeants	1,500

PATROLMEN.

First year, 3d grade	\$900
Second year, 2d grade	1,000
After 2d year, 1st grade	1,320

DETECTIVE BUREAU.

Lieutenants, 3 at	\$3,000
Head clerk	2,000
Detective sergts., 1st class	2,500
Detective sergts., 2d class	1,600

BUREAU OF IDENTIFICATION.	
Identification expert	\$2,250
Finger print operator	1,200
Photographers, 2 at	1,100

DEPARTMENT STABLES.	
Foreman of horses	\$2,400
Veterinary surgeon	2,400
Feed inspector	1,500
Foremen, 2 at	1,200
Hostlers, 32 at	960

TELEGRAPH BUREAU.	
Chief operator	\$2,000
Assistant chief operator	1,620
Phone operators, 157 at	1,100
Telephone inspector	1,500

REPAIR SHOP.	
Foreman	\$1,800
Assistant	1,200

MISCELLANEOUS.	
Custodian lost property	\$1,800
Electrical mechanic	1,980
Sergeant bureau of records	1,700

AMBULANCE BUREAU.	
Chief surgeon	\$2,500
Surgeons, 24 at	1,200

MOTOR VEHICLE DIVISION.	
Examiner of operators	\$1,500

MUNICIPAL COURT.	
Chief justice	\$7,500
Associate judges, 30 at	6,000
Executive to chief justice	4,000
Assistant to chief justice	4,000
Assistants, 2 at	1,800
Auditor	2,500

PROBATION OFFICERS.	
Chief probation officer	\$3,000
Probation officers, 10 at	1,500

OFFICE OF THE CLERK.	
Clerk	\$6,000
Chief deputy clerk	4,000
Attorney	3,000
Deputy clerks \$300 to	2,800

OFFICE OF THE BAILIFF.	
Bailiff	\$6,000
Chief deputy bailiff	4,000
Assistant deputy bailiff	2,500
Attorney	3,000
Deputy bailiffs, \$1,000 to	1,500

HOUSE OF CORRECTION.	
Superintendent	\$3,600
Assistant superintendent	2,100
Medical superintendent	2,700

DOG POUND.	
Superintendent	\$1,700
Kennelmen, 2 at	1,200
Dog catchers, 12 at	1,200

FIRE DEPARTMENT.	
Fire marshal.....	\$8,000
First assistant.....	5,000
Second assistant.....	4,000
Third assistant.....	3,500
Fifth assistant.....	3,500
Secretary.....	3,000
Office secretary.....	2,340
Storekeeper.....	1,815
Feed inspector.....	1,500
Veterinary surgeon.....	2,500
Battalion chiefs, 22 at.....	2,750
Captains, 158 at.....	1,815
Lieutenants, 161 at.....	1,529
Engineers, 118 at.....	1,518
Marine engineers, 13 at.....	1,650
Assistant engineers, 116 at.....	1,392
Stokers, 20 at.....	1,392
Firemen, 1st class.....	1,371
Firemen, 2d class.....	1,155
Firemen, 3d class.....	1,056
Firemen, probationary.....	900
REPAIR SHOP.	
Supt. of machinery.....	\$2,000
Foreman machinists.....	1,800
FIRE ALARM TELEGRAPH.	
Chief operator.....	\$2,600
Superintendent construction.....	2,500
Chief electrical repairs.....	2,620
Operators, \$1,200 to.....	2,000
FIRE PROTECTION AND PUBLIC SAFETY.	
Fourth asst. marshal, chief.....	\$3,500
Fire prevention engineer.....	3,000
Deputy engineer.....	2,400
Engineers, 3 at.....	1,500
BUILDING DEPARTMENT.	
Building commissioner.....	\$6,000
Deputy commissioner.....	4,000
Building inspector in charge.....	2,500
Office secretary.....	2,400
Senior clerk.....	1,680
Architectural engineers, 2 at.....	2,400
Architectural engineer.....	1,920
Asst. bldg. inspectors, 5 at.....	1,800
Elevator inspector in charge.....	1,920
Plan examiner, 1 at.....	1,920
Plan examiner, 1 at.....	1,740
Estimator.....	1,500
Fire escape inspector.....	1,400
Building inspectors, 50 at.....	1,400
Structural iron inspector.....	1,400
HEALTH DEPARTMENT.	
COMMISSIONER'S OFFICE.	
Commissioner of health.....	\$8,000
Assistant commissioner.....	4,020
Secretary.....	3,000
Office secretary.....	1,800
BUREAU MEDICAL INSPECTION.	
Bureau chief.....	\$3,780
DIVISION OF CONTAGIOUS DISEASES.	
Assistant bureau chief.....	\$2,640
Health officers, 3 at.....	1,200
Health officers, 30 at.....	500
DIVISION OF CHILD HYGIENE.	
Assistant bureau chief.....	\$2,040
Superintendent of nurses.....	1,500
Field nurses, \$900 to.....	1,000
Supervising dentist.....	1,200
Vaccinators, per day.....	5
BUREAU OF HOSPITALS, BATHS AND LODGING HOUSES.	
Bureau chief.....	\$2,040
Medical inspectors, 2 at.....	1,200
CONTAGIOUS DISEASES HOSPITAL.	
Medical superintendent.....	\$1,980
Assistant superintendent.....	1,500
Ambulance surgeon.....	1,329
ISOLATION HOSPITAL.	
Medical superintendent.....	\$1,800
EMERGENCY HOSPITAL.	
Medical superintendent.....	\$1,500
MUNICIPAL LODGING HOUSE.	
Superintendent.....	\$1,400
Assistant superintendent.....	1,050
PUBLIC BATHS.	
Superintendents, 14 at.....	\$1,200
Quarantine officer.....	1,000

Bath attendants, 16 at.....	720
BUREAU OF VITAL STATISTICS.	
Bureau chief.....	\$2,800
Assistant bureau chief.....	2,040
BUREAU OF FOOD INSPECTION.	
Bureau chief.....	\$2,100
Assistant bureau chief.....	1,980
Supervising inspectors, 3 at.....	1,500
Veterinarian.....	1,500
Food inspectors, 11 at.....	1,320
Food inspectors, 15 at.....	1,200
Food inspectors, 40 at.....	1,080
BUREAU OF SANITARY INSPECTION.	
Bureau chief.....	\$3,600
Assistant bureau chief.....	2,520
Supervising inspectors, 5 at.....	1,740
Plumbing plan examiner.....	1,740
Plumbing inspectors, 24 at.....	1,715
Sanitary inspectors, 5 at.....	1,320
Sanitary inspectors, 35 at.....	1,200
Sanitary inspectors, 5 at.....	1,050
Ventilating inspec. in charge.....	2,400
Ventilating inspectors, 4 at.....	1,200
BOARD OF EXAMINERS OF PLUMBERS.	
Secretary.....	\$3,000
Master plumber.....	1,716
Journeyman plumber.....	1,716
LABORATORY.	
Director.....	\$2,520
Assistant director.....	2,000
Bacteriologists, \$1,200 to.....	1,800
Chemists, \$1,200 to.....	1,600
CITY PHYSICIAN.	
City physician.....	\$4,000
Assistant, 1 at.....	2,000
Assistant, 1 at.....	1,500
DEPARTMENT OF TRACK ELEVATION.	
Commissioner.....	\$5,000
Engineer.....	4,200
DEPARTMENT OF INSPECTION OF STEAM BOILERS AND STEAM PLANTS.	
Chief inspector.....	\$3,600
Engineer and dep. inspector.....	3,000
Inspectors, \$960 to.....	1,800
DEPARTMENT OF WEIGHTS AND MEASURES.	
Inspector.....	\$3,600
Chief deputy.....	2,100
Deputy inspectors, \$960 to.....	1,200
Taximeter inspector.....	1,320
SMOKE INSPECTION.	
Smoke inspector.....	\$4,000
Chief deputy.....	3,000
Deputy in charge.....	1,800
Mech. eng. draftsmen, 11 at.....	1,500
Deputy smoke inspecs., 14 at.....	1,000
OFFICE OF INSPECTOR OF OILS.	
Inspector of oils.....	\$4,800
Chief deputy.....	2,400
Deputy, 1 at.....	1,500
Deputies, 4 at.....	1,200
BOARD OF EXAMINERS (ENGINEERS).	
President and member.....	\$2,200
Members, 2 at.....	2,000
Chief license inspector.....	1,800
License inspectors, 3 at.....	1,200
BOARD OF LOCAL IMPROVEMENTS.	
President.....	\$5,000
Members, 4 at.....	4,000
Supt. special assessments.....	4,020
Chief clerk.....	3,000
Principal clerk.....	2,040
Trin. spl. assessment clerk.....	2,400
Head accountant.....	2,340
Engineer of board.....	3,600
Chief street engineer.....	3,600
Assistant chief street eng.....	2,700
Assistant chief sewer eng.....	2,700

Gen. street repair inspector.....	2,340
Superintendent of sidewalks.....	3,000
Assistant supt. sidewalks.....	1,500
Assistant engineers, \$1,500 to.....	2,160
Rodmen, 20 at.....	1,080
Inspectors, \$1,320 to.....	2,400
Draftsmen.....	1,320
Expert asphalt chemist.....	2,400
Assistant eng. chemist.....	1,500
Paving brick tester.....	1,500
CITY MARKETS.	
Market master (Haymarket).....	\$945
Market master (Maxwell).....	900
SPECIAL PARK COMMISSION.	
ADMINISTRATION.	
Office secretary.....	\$1,800
PARKS, FARM AND NURSERY.	
Superintendent.....	\$2,500
Gardeners, per day, \$2.25 to.....	3.00
Attendants, per day.....	1.35
Laborers, per day.....	2.00
PLAYGROUNDS.	
Superintendent.....	\$2,000
Directors, \$1,020 to.....	1,200
Assistant directors, per mo.....	60
Physical instructors, per mo.....	60
CITY FORESTRY.	
City forester.....	\$2,000
Foremen.....	840
BATHING BEACHES.	
Directors, per month.....	\$80
DEPARTMENT OF ELECTRICITY.	
City electrician.....	\$6,500
Assistant electrician.....	4,000
Head clerk.....	2,340
FIRE ALARM AND POLICE TELEGRAPH—REPAIRS.	
General foreman.....	\$1,800
Foremen linemen, 4 at.....	1,680
Tel. repairers, 12 at.....	1,200
Telegraph repairers, 20 at.....	1,680
Batteryman.....	1,200
ELECTRICAL INSPECTION.	
Inspector in charge.....	\$2,200
Inspectors, 44 at.....	1,800
BUREAU OF ELECTRIC LIGHTS.	
General foreman.....	\$1,800
Lamp repairers, 8 at.....	1,320
Lamp trimmers, 6 at.....	1,100
OPERATION.	
Foreman lamp trimmers.....	\$1,800
Trimmers, 105 at.....	1,100
GAS LIGHTING SYSTEM.	
Gas and meter inspector.....	\$3,600
Gas lamp inspector.....	1,740
Supervisors, 3 at.....	1,416
Gas meter testers, 5 at.....	1,200
Lamp checker.....	1,200
GAS TESTING.	
Chief gas tester.....	\$2,500
Gas testers, 3 at.....	1,200
MAINTAINING GAS LAMPS.	
Lamp lighters, 1c per light per day.....	10c per lamp per month for mantle lamps.
STREET LAMP REPAIR SHOP.	
Superintendent.....	\$1,680
BOARD OF EXAMINERS OF MOVING PICTURE OPERATORS.	
Examiner of moving picture operators.....	\$1,200
BUREAU OF ELECTRIC ENGINEERING.	
Electrical engineer.....	\$1,620
Draftsmen, \$1,080 to.....	1,500
DEPARTMENT OF PUBLIC WORKS.	
COMMISSIONER'S OFFICE.	
Commissioner.....	\$10,000
Deputy commissioner.....	5,000

Chief clerk.....	3,600
Principal clerk.....	2,000
Head accountant.....	2,250

BUREAU OF COMPENSATION.

Supt. of compensation.....	\$3,600
Investigator.....	1,500

BUREAU OF MAPS AND PLATS.

Superintendent of maps.....	\$4,000
Chief draftsman.....	1,740
Draftsman, \$1,080 to.....	1,500
Title searcher.....	1,800

BUREAU OF ARCHITECTURE.

City architect.....	\$4,500
---------------------	---------

BUREAU OF CITY HALL.

Chief janitor.....	\$1,800
Elevator starters, 2 at.....	1,200
Elevator operators, per mo. 80	
Chief engineer.....	2,500
City hall electrician.....	1,980

BUREAU OF STREETS.

SUPERINTENDENT'S OFFICE.

Superintendent.....	\$5,000
First assist. superintendent.....	3,000
Principal clerk.....	2,040
Assistant engineer.....	1,920
Housemoving inspector.....	1,680

PERMIT DIVISION.

Senior clerk.....	\$1,200
Inspectors, 7 at.....	1,000

STREET AND ALLEY CLEANING DIVISION.	
Second assist. supt. streets.....	\$3,840
Principal clerk.....	1,800

WARD SUPERVISION.

Superintendents, 36 at.....	\$2,200
-----------------------------	---------

PUBLIC UTILITY INSPECTION.

Inspector in charge.....	\$3,000
Inspectors, 16 at.....	2,100
Inspectors, 2 at.....	1,800

OPERATION OF DUMPS.

Superintendent.....	\$2,200
Foremen, 5 at.....	1,080

GARBAGE LOADING STATIONS.

Superintendent.....	\$2,200
STREET OR ALLEY IMPROVEMENT.	
Third assist. supt. streets.....	\$3,600
Engineering chemist.....	2,000

BUREAU OF SEWERS.

SUPERINTENDENT'S OFFICE.

Superintendent.....	\$4,000
Assistant superintendent.....	2,400
Assistant engineer (benches).....	2,500

PUMPING STATIONS (SEWER).

Engineers in charge, \$1,560-\$2,000	
Firemen.....	1,080
Others.....	1,080

REPAIRING SEWERS.

Foreman bricklayer.....	\$2,200
Foreman sewer pipe yards.....	2,160
Foreman carpenter.....	1,800

BUREAU OF ENGINEERING.

City engineer.....	\$3,000
Assistant city engineer.....	5,000
Chief clerk.....	3,000

TESTING DIVISION.

Engineer of tests.....	\$3,000
Engineering chemists, 5 at.....	1,500

RIVER AND HARBOR.

Dredge inspectors, 6 at.....	\$1,200
Harbor police, 6 at.....	1,080

SUPERINTENDENCE.

Mechanical engineer.....	\$7,500
Engineer water surveys.....	3,000
Supt. waterworks shops.....	2,500

PUMPING STATIONS (WATER).

Chief engineers, 9 at.....	\$2,500
Assistant engineers, 27 at.....	2,000
Conveyor engineers, 5 at.....	1,460
Firemen and oilers.....	1,080

LAKE CRIBS AND TUNNELS.

Diver.....	\$2,400
Crib's helpers, 2 at.....	1,200
Diver keepers, 5 at.....	1,200
Junior crib keepers, 11 at.....	1,000

WATER PIPE EXTENSION.

Superintendent.....	\$4,500
Assistant superintendent.....	2,400
Assistant engineer.....	2,160
Principal clerk.....	2,160
Plumbing inspector.....	2,160

PIPE YARDS.

General foreman.....	\$1,800
Foremen, 5 at.....	1,500

WATER WASTE SURVEYS.

Engineer.....	\$3,000
Junior engineers, 2 at.....	1,500

REPAIRS AND REPLACEMENTS.

Foremen, construction, 9 at.....	\$2,100
Assistant foremen, 23 at.....	1,680
WATERWORKS SHOPS AND REPAIR.	
Assistant superintendent.....	\$1,800
Chief steamfitter.....	2,112
Foremen, 3 at.....	1,800

WATER METER SHOPS.

Foreman meter shop.....	\$1,540
-------------------------	---------

DIVISION OF BRIDGES AND HARBORS.

SUPERINTENDENCE.

Engineer in charge.....	\$5,000
Engineer designs.....	3,600
Assistant engineer.....	2,160

REPAIRS AND REPLACEMENTS.

Engineer.....	\$3,000
Foreman.....	2,520
Foremen, \$1,680 to.....	2,000

BRIDGE OPERATION.

Superintendent bridges.....	\$3,000
Bridgetenders, \$960 to.....	1,200

DIVISION OF RIVERS AND HARBORS.

Assistant engineer.....	\$2,100
Junior engineer.....	1,500

HARBOR MASTER'S OFFICE.

Harbor master.....	\$1,800
Launch operator.....	1,500
Vessel dispatcher.....	1,200
Assist. harbor masters, 5 at.....	2,200

NEW BRIDGES.

Engineer in charge.....	\$3,000
Assistant engineer.....	2,100
Designing engineers, \$1,500 to 1,800	

BUREAU OF WATER.

SUPERINTENDENT'S OFFICE.

Superintendent.....	\$4,500
Senior stenographer.....	1,500

COLLECTION DIVISION.

Chief clerk.....	\$2,800
Principal clerk.....	1,800
Cashier.....	2,500
Teller.....	2,040

ASSESSED RATES SUBDIVISION.

Senior clerks, 6 at.....	\$1,500
Junior clerks, 24 at.....	1,200

METER RATES SUBDIVISION.

Senior clerk.....	\$1,440
Rate takers, per month.....	100

ASSESSOR'S DIVISION.

Assessor.....	\$3,600
Field assessor.....	2,040
Principal clerk.....	1,500
Field assessors, per month.....	100

SHUT-OFF SUBDIVISION.

Foreman laborers.....	\$1,200
Shut-off men, per month.....	75

PERMIT AND MAP SUBDIVISION.

Senior clerk.....	\$1,680
Draftsman.....	1,620
Draftsmen, 6 at.....	1,080

AUDITING DIVISION.

Accountant.....	\$2,040
Senior clerk.....	1,680
Junior clerks, 7 at.....	1,200

HARBOR AND SUBWAY COMMISSION.

SUBWAYS.

Commissioners, 2 at.....	\$12,000
Commissioner, 1 at.....	4,000
Secretary.....	4,000
Assistant chief engineer.....	6,000
Subway engineers, 4 at.....	3,000
Subway engineers, 5 at.....	1,920

HARBOR.

Harbor engineer.....	\$3,000
Designing engineer.....	2,000

PUBLIC LIBRARY.

Librarian.....	\$7,500
Secretary.....	4,500
Assistant librarian.....	3,500
Director training class.....	1,500
Supervisor of branches.....	2,100

Class 4—Department heads: Grade A, \$1,500; grade B, \$1,620; grade C, \$1,800; grade D, \$2,040.	
Class 3—Senior assistants: Grade A, \$960 to \$1,140; grade B, \$1,200 to \$1,500.	
Class 2—Junior assistants: Grade A, \$420 to \$600; grade B, \$660 to \$900.	
Class 1—Pages, \$300, \$360 and \$420.	

FINANCES OF THE CITY OF CHICAGO (1912).

[From annual report of Comptroller John E. Traeger.]

CORPORATE PURPOSES.

REVENUE.

Taxes.....	\$3,670,601.88
Miscellaneous.....	12,272,055.27
Proceeds of bonds.....	1,194,870.78
Total, 1912.....	22,137,527.93
Total, 1911.....	23,053,282.22

EXPENSE.

Operating.....	\$19,430,338.64
Repairs and renewals.....	1,879,604.46
Interest.....	1,323,228.05
Construction and betterments.....	955,565.82
Loss collecting taxes.....	413,798.08
Judgments paid.....	723,269.09
Total, 1912.....	24,725,804.14
Total, 1911.....	23,030,628.33

VEHICLE TAX FUND.

REVENUE.

Balance, Dec. 31, 1911.....	\$84,847.29
Vehicle tax licenses.....	598,004.48
Interest on funds.....	5,278.22
Total, 1912.....	688,129.99
Total, 1911.....	661,042.83

EXPENSE.

Repair—Macadam pavements.....	\$276,241.62
Asphalt pavements.....	109,775.60
Brick pavements.....	54,250.35
Cedar block pavements.....	4,041.04
Granite block pavements.....	42,481.87
Cost of collection.....	14,389.42
Superintendence.....	61,178.65
Total, 1912.....	562,358.55
Total, 1911.....	576,195.54

WATERWORKS.

REVENUE.

Ordinary	\$6,527,925.73
Rebates	2,131.50
Total, 1912.....	6,530,057.23
Total, 1911.....	5,993,771.32

EXPENSE.

Operating	\$2,143,713.38
Repairs and renewals.....	1,270,778.83
Interest	193,686.37
Construction and betterments.....	2,456,841.57
Redemption certificates (pipe extension).....	64,366.11
Judgments	44,377.58
Investments in special funds.....	215,000.00
Redemption water certificates.....	500,000.00
Total, 1912.....	6,888,763.84
Total, 1911.....	5,126,101.61

SCHOOLS.

REVENUE.

Taxes	\$13,072,257.37
Miscellaneous	2,627,841.45
Total, 1912.....	15,700,098.82
Total, 1911.....	14,350,963.80

EXPENSE.

Operating	\$10,552,846.63
Repairs and renewals.....	645,303.87
Interest	17,272.32
Bonds and investments.....	16,825.00
Construction and betterments.....	3,562,950.08
Collecting taxes.....	522,890.29
Total, 1912.....	15,318,088.19
Total, 1911.....	14,059,645.87

PUBLIC LIBRARY.

REVENUE.

Taxes	\$376,180.06
Miscellaneous	4,384.54
Total, 1912.....	380,564.60
Total, 1911.....	374,455.09

EXPENSE.

Operating	\$285,620.43
Repairs and renewals.....	8,665.62
Increase of library.....	35,492.75
Collecting taxes.....	15,047.20
Total, 1912.....	344,826.00
Total, 1911.....	341,089.09

SINKING FUND.

REVENUE.

Taxes	\$1,674,350.00
Interest	59,855.50
Refunding bonds.....	223,380.00
Total, 1912.....	1,958,085.50
Total, 1911.....	1,644,700.00

EXPENSE.

Redemption of bonds.....	\$2,743,771.25
Total, 1911.....	1,227,210.00

TUBERCULOSIS SANITARIUM.

REVENUE.

Taxes	\$940,450.17
Miscellaneous	5,627.50
Total, 1912.....	946,077.67
Total, 1911.....	373,178.17

EXPENSE.

Operation	\$56,906.40
Construction and betterments.....	207,977.03
Loss collection of taxes.....	37,618.00
Total, 1912.....	392,501.43
Total, 1911.....	228,379.50

TOTAL REVENUE (1912).

Corporate purposes.....	\$22,137,527.93
Sinking funds.....	1,958,085.50
Schools.....	15,700,098.82
Public library.....	380,564.60
Tuberculosis sanitarium.....	946,077.67
Water fund.....	6,530,057.23

Special assessment fund.....

6,596,134.57

Total, 1912.....	54,248,546.32
Total, 1911.....	52,177,591.24

TOTAL EXPENSE (1912).

Corporate purposes.....	\$24,725,804.14
Sinking funds.....	2,743,771.25
Schools.....	15,318,088.19
Public library.....	344,826.00
Tuberculosis sanitarium.....	392,501.43
Water fund.....	6,888,763.84
Special assessment fund.....	5,925,979.37
Total, 1912.....	56,339,734.22
Total, 1911.....	49,941,462.87

SOURCES OF ORDINARY REVENUE (NET).

	1912.	1911.
Licenses, saloon.....	\$6,828,600.00	\$6,831,360.00
Licenses, other.....	911,173.33	933,335.33
Municipal courts.....	530,275.23	492,835.27
House of correction.....	152,300.10	153,841.35
Police department.....	19,392.16	6,127.54
Fire department.....	7,132.52	5,470.88
Health department.....	64,517.13	63,143.64
Department of inspection.....	144,279.57	120,092.03
Department of public works.....	714,505.84	476,185.76
Department of buildings.....	181,722.08	156,394.66
Department of electricity.....	215,859.16	148,827.57
Public pounds.....	910.50	2,224.59
Real estate and buildings.....	43,376.68	45,565.64
Markets.....	6,426.35	4,300.35
Franchise compensations.....	1,616,955.64	1,205,350.14
Insurance tax.....	110,586.11	108,805.04
Vehicle tax.....	562,358.55	576,195.54
Interest on city deposits.....	44,968.83	135,613.37
Traction deposits.....	66,201.81
Miscellaneous sources.....	49,788.68	40,879.92
Total.....	12,271,330.27	11,506,548.53

*Amount expended.

CORPORATE EXPENSES BY DEPARTMENTS.

	1912.	1911.
Department.....		
Mayor's office.....	\$27,967.57	\$30,225.75
Bureau of compensation.....	5,985.76	6,132.81
Department of transportation.....	8,501.18	4,033.36
City council.....	208,674.47	207,957.43
Committee on finance.....	7,153.92	7,400.00
Com. on local transportation.....	15,647.44	29,633.52
Com. on gas, oil, elec. light.....	27,469.38	20,810.24
Lake shore reclamation.....	3,905.77	2,746.36
Harbor commission.....	410.00	4,448.92
Com. harbors, wharves, bridges.....	7,124.63	933.00
Chicago plan commission.....	10,867.85	4,998.94
Com. on city expenditures.....	942.44
City vice commission.....	4,993.86
City clerk.....	63,984.78	57,847.42
Corporation counsel.....	134,359.66	191,383.52
Prosecuting attorney.....	53,203.40	51,956.17
City attorney.....	95,309.74	88,837.33
City comptroller.....	103,747.82	136,798.33
Finance—Interest.....	1,323,228.05	1,358,091.23
Finance—miscellaneous.....	612,704.18	694,566.05
City treasurer.....	45,269.94	49,157.41
City collector.....	106,333.52	112,045.65
Election commissioners.....	678,381.98	428,173.18
Civil service commission.....	93,372.94	87,386.92
Department of supplies.....	15,684.82	20,576.18
Department of police.....	6,643,121.98	6,050,201.68
Municipal courts.....	761,637.32	766,063.29
House of correction.....	316,061.01	300,083.98
Dog pound.....	22,489.94	20,458.98
Department of fire.....	3,332,175.74	3,028,659.89
Department of buildings.....	160,776.05	133,584.83
Department of health.....	650,597.00	643,389.10
City physician.....	7,942.77	7,481.85
Dept. of track elevation.....	10,835.86	12,105.97
Inspect. stm. boilers, plants.....	46,205.89	46,179.54
Dept. weights and measures.....	35,257.47	34,607.90
Dept. of smoke inspection.....	44,854.30	46,500.73
Board examiners (engineers).....	12,834.32	12,925.92
Hospitals.....	18,000.00	18,000.00
Board of local improvements.....	804,106.34	802,677.13
City real estate and bldgs.....	21,627.55	24,649.95
City markets.....	945.00	945.00
Special park commission.....	114,860.42	113,259.37
Department of electricity.....	1,274,454.84	1,203,778.18

Dept. of public works—		
Commissioner's office.....	4,633.05	4,221.28
Bureau of compensation.....	6,439.03	6,946.39
Bureau of maps and plats.....	10,371.66	10,037.02
Bureau of architecture.....	6,733.55	6,411.87
Bureau of city hall.....	141,064.76	199,798.70
Bureau of streets.....	3,800,392.66	3,556,801.21
Bureau of sewers.....	469,575.17	497,270.46
Bureau of engineering.....	599,377.27	537,264.39
Harbor and subway com.....	7,104.46
Total ordinary.....	22,973,820.81	21,686,380.63
Total extraordinary.....	503,036.83	1,344,247.70
From tributary sources.....	1,248,946.50

Grand total.....24,725,804.14 23,030,628.33

NET RECEIPTS FROM LICENSES (1912).

Description.	1912.	1911.
Acetylene gas—Sales.....	\$134.40	\$350.40
Acetylene gas—Collection.....	144.00
Amusements.....	138,916.87	126,014.74
Auctioneers.....	6,490.00	8,064.00
Auto hacks.....	13.20
Bakers.....	6,274.40	5,969.76
Bar permits.....	17,902.08	17,069.76
Bathing beaches.....	86.40	115.20
Billiards and pool.....	23,995.20	20,793.60
Bill posters.....	96.00	96.00
Bill posters without wagons.....	24.00
Boats.....	34.56	48.00
Bottlers carbonated waters.....	2,264.02	2,169.60
Bowling alleys.....	2,390.40	2,788.80
Brewers and distillers.....	26,160.00	25,840.00
Brokers.....	47,088.00	45,528.00
Butchers.....	59,227.20	57,052.80
Cartridges and shells.....	734.40	681.60
Certif. of fitness—Explosives.....	412.80	388.80
Cigarettes.....	153,792.00	128,064.00
Deadly weapons.....	984.00	1,296.00
Delicatessen.....	5,654.40	6,105.60
Detective agencies.....	2,688.00	2,592.00
Dog licenses.....	27,635.04	29,175.36
Drivers.....	133.44	134.40
Druggists.....	5,995.20	5,846.40
Dry cleaners.....	1,545.00	201.60
Fireworks.....	9.60	4,819.20
Fishmongers.....	1,929.60	1,569.60
Fish peddlers.....	172.80	273.60
Garages.....	5,868.00	4,548.00
Gasoline launches.....
Gunpowder.....	1,608.00	1,560.00
Hacks, cabs and coupes.....	379.20	504.00
Hospitals.....	4,728.00	2,880.00
House movers.....	220.80
Ice dealers.....	11,035.20	10,401.60
Junk dealers.....	4,033.00	4,107.00
Liquors—Malt.....	9,096.31	8,740.04
Liquors—Spiritous.....	23,565.02	21,592.08
Liquors—Vinous.....	13,996.98	13,256.25
Livery stables.....	2,894.40	3,369.60
Lumber yards.....	11,432.01	11,984.01
Medical dispensaries.....	268.80	134.40
Milk dealers.....	31,761.55	28,387.20
Milk wagons.....	28,809.65	27,284.80
Moving picture operators.....	2,199.36	7,008.00
Renewals.....	894.72
Natoriums.....	43.20
Nurses.....	38.40	19.20
Omnibus.....	460.80	513.60
Pawnbrokers.....	17,760.00	17,094.00
Peddlers—Oil.....	2,121.60	1,977.60
Peddlers—Wagon.....	92,112.00	93,171.23
Peddlers—Wood.....	422.40	556.80
Peddlers—Hand cart.....	5,456.00	7,404.00
Peddlers—Pack or solicitors.....	2,538.81	1,685.40
Peddlers—Basket.....	318.44	421.13
Peddlers—Coal.....	249.60	273.60
.....	432.00	385.80
Poulterers.....	523.20	327.84
Public horse drawn vehicles.....	2,570.88	2,062.80
Renewals.....	1,952.64	1,767.36
Public carts.....	4,299.84	5,347.20
Public passenger automobiles.....	4,308.01	3,165.60
Not on stands.....	148.80
Public express automobiles.....	432.00	258.00
Rendering tanks.....	5,990.40	5,606.40
Restaurants.....	28,798.80	28,146.00

Description.	1912.	1911.
Roofers.....	1,027.20	969.60
Runners.....	898.00	912.04
Saloons.....	6,828,600.00	6,831,360.00
Scales—Public.....	720.00	662.40
Scavengers—Ofal.....	1,248.00	1,152.00
Scavengers—Night.....	96.00	96.00
Scavengers—Private.....	1,041.60	1,003.20
Second hand dealers.....	9,675.50	9,398.00
Sewer cleaners.....	9.60
Shooting galleries.....	624.00	672.00
Slaughtering and rendering.....	11,232.00	11,232.00
Soap factories.....	2,304.00	2,160.00
Stables—Boarding.....	547.20	676.80
Stables—Sales.....	1,752.00	1,824.00
Storage—Moving picture films.....	614.02	648.00
Street cars.....	69,150.00	69,200.00
Tannerics.....	1,200.00	1,296.00
Tickers.....	484.80	428.16
Undertakers.....	4,238.40	4,152.00
Wagons—Junk.....	9,475.20	9,187.20
Workshops.....	7,336.32	6,387.84

Total, net*.....7,808,923.33 7,762,534.52

Total, gross.....8,302,905.29 8,201,520.17

*After deductions for police and firemen's pension funds—\$411,644.43 and \$82,337.53, respectively, in 1912.

FIXED ASSETS OF CHICAGO (1912).

CORPORATE PURPOSES.

Real estate.....	\$1,581,499.77
Buildings.....	9,422,627.92
Equipments.....	7,876,954.10
Bridges, viaducts, etc.....	2,705,786.54
Miscellaneous.....	572,668.49
Wharfing.....	25,247.04
Total.....	22,184,783.86

SCHOOLS.

Real estate.....	\$8,389,436.96
Buildings and equipment.....	45,415,565.93
Total.....	53,805,002.89

PUBLIC LIBRARY.

Real estate.....	\$14,750.00
Buildings.....	2,090,200.55
Equipment.....	660,767.75
Total.....	2,765,713.30

WATERWORKS.

Real estate.....	\$882,034.00
Buildings.....	1,873,720.77
Equipment.....	5,605,573.66
Miscellaneous.....	48,434,357.26
Total.....	56,795,685.69

TUBERCULOSIS SANITARIUM.

Real estate.....	\$192,702.11
Buildings.....	278,448.28
Total.....	471,150.39

SUMMARY.

Corporate purposes.....	\$22,184,783.86
Schools.....	53,805,002.89
Public library.....	2,765,713.30
Waterworks.....	56,795,685.69
Tuberculosis sanitarium.....	471,150.39
Total.....	136,022,336.13

STATEMENT OF CHICAGO'S DEBT (1912).

Bonds—General.....	\$23,724,000.00
Water.....	2,447,400.00
Judgments.....	384,335.57
Accrued interest—Corporate.....	114,753.97
Water fund debt.....	1,016,214.68
Total.....	27,686,704.22
Less cash in sinking funds.....	1,902,117.32
Total debt.....	25,784,586.90
Assessed valuation.....	940,450,171.00
Authorized indebtedness (5%).....	47,022,508.55
Debt, Dec. 31, 1912.....	25,784,586.90
Unexercised borrowing power.....	21,237,921.65

CHICAGO APPROPRIATIONS FOR 1913.

FROM CORPORATE PURPOSES FUND.

Mayor's office.....	\$28,375.00
Bureau of statistics.....	6,242.00
Department of transportation.....	6,832.50
City council.....	168,600.00
Committee on finance.....	5,516.00
Committee on local transportation.....	6,835.00
Committee on gas, oil and electric light	15,000.00
Lake shore reclamation committee.....	3,540.00
Committee on wharves, harbors, bridges	1,500.00
Chicago plan commission.....	9,700.00
City clerk.....	51,968.00
Corporation counsel.....	158,014.60
Prosecuting attorney.....	54,169.40
City attorney.....	98,637.00
Department of finance.....	118,832.00
Interest.....	1,627,085.00
Miscellaneous.....	608,283.00
City treasurer.....	50,473.71
City collector.....	107,820.00
Election commissioners.....	386,954.86
Civil service commission.....	56,829.50
Department of supplies.....	15,759.37
Department of police.....	6,698,898.64
Municipal court.....	866,786.69
House of correction.....	309,200.00
Dog pound.....	22,295.00
Fire department.....	3,359,313.50
Department of buildings.....	146,890.00
Department of health.....	1,098,211.20
City physician.....	7,985.00
Department of track elevation.....	11,085.00
Department of boiler inspection.....	47,065.00
Department of weights and measures.....	36,990.00
Department of smoke inspection.....	37,590.00
Board of examiners (engineers).....	13,345.00
Hospitals.....	18,045.00
Inspector of oils.....	15,370.00
Board of local improvements.....	841,957.58
City real estate and buildings.....	25,850.00
City markets.....	1,860.00
Special park commission.....	382,170.53
Department of electricity.....	1,730,253.47
Commissioner of public works.....	4,430.50
Completion of city hall.....	230,075.35
Bureau of compensation.....	7,660.00

Bureau of maps and plats.....	32,691.50
Bureau of architecture.....	6,825.00
Bureau of city hall.....	169,291.50
Bureau of streets.....	4,119,209.85
Bureau of sewers.....	531,181.67
Bureau of engineering (bridges, harbors)	4,825,781.22
Harbor and subway commission.....	1,198,470.00

Total 30,383,700.42
Less reimbursements from bond issues... 5,972,934.00

Total 24,410,766.42

FROM WATER FUND.

Corporation counsel.....	\$42,150.00
City attorney.....	42,273.00
Comptroller's office.....	50,928.00
Finance department—Interest.....	106,146.66
Finance department—miscellaneous.....	676,400.00
City treasurer.....	21,631.59
Civil service commission.....	24,355.50
Department of supplies.....	14,259.28
City clerk.....	12,992.00
Board of local improvements.....	70,029.16
Special park commission.....	4,500.00
Health department.....	6,440.00
Commissioner's office, public works.....	46,739.50
Bureau of maps and plats.....	30,574.50
Bureau of city hall.....	72,553.50
Bureau of engineering.....	6,643,810.41
Bureau of water.....	336,979.00

Total 8,276,046.70

RECAPITULATION.

Corporate purposes fund.....	\$24,410,766.42
Water fund.....	8,276,046.70
From bond fund.....	5,780,934.00
Contingent on bond issues.....	211,303.31
From traction deposits.....	192,000.00
Sinking fund.....	2,287,821.25
Public library.....	851,640.00
Public library contingent.....	500,000.00
Municipal tuberculosis sanitarium.....	945,000.00
School purposes.....	18,941,250.00

Total all purposes..... 66,378,511.68

Total appropriations 1912..... 71,640,408.78

GOVERNMENT OFFICES IN CHICAGO.

The postoffice and all other United States department offices, except where otherwise noted, are in the federal building, which stands on the square bounded by Clark, Adams and Dearborn streets and Jackson boulevard. Postmaster, Daniel A. Campbell. Appraiser's Office—Harrison and Sherman streets; appraiser, Thomas O'Shaughnessy. Bureau of Labor—Room 851; special agent, Lucian W. Chaney; radio inspector, W. O. Hensgen. Custom House—South wing, fourth floor; collector, John C. Ames; special deputy collector, John R. Ford; deputy collector at barge office, 376 River street, James M. Nash. Hydrographic Office—Room 528; Lieut. A. J. James in charge. Immigration Bureau—522, 115 Adams street; inspector in charge, Dr. P. L. Prentiss. Inspectors of Steam Vessels—Room 529; inspector of hulls, Ira B. Mansfield; inspector of boilers, William Nicholas. Internal Revenue Department—East wing, fourth floor; collector, S. M. Fitch; chief deputy, Frank E. Hjemstreet; cashier, Frederick W. Reeh. Life-Saving Service—Room 500; inspector, A. J. Henderson. Lighthouse Department—Room 504; inspector, Lewis M. Stoddard. Marine Hospital—Clarendon and Graceland ave-

nues; surgeon in command, Dr. J. O. Cobb. Naval Office—Room 451; naval officer, William Brown; special deputy, Edgar C. Hawley; deputy, Thomas Carr. United States District Attorney—Rooms 825 to 833; James H. Wilkerson; chief clerk, Wm. A. Small. United States Engineer—Room 508; Lieut.-Col. George A. Zinn. United States Marshal—Rooms 804 and 806; marshal, Luman T. Hoy; chief deputy, John P. Wolf. United States Secret Service—Room 881; Thomas I. Porter, chief operator. United States Sub-treasurer—First floor, northwest section; assistant treasurer, Irving Shuman; cashier, Frank C. Russell. Weather Bureau—Fourteenth floor; professor in charge, Henry J. Cox.

SALARIES OF PRINCIPAL OFFICIALS.

District attorney.....	\$10,000
Postmaster.....	8,000
Collector of customs.....	7,000
Treasurer.....	5,000
Marshal.....	5,000
Naval officer.....	5,000
Internal-revenue collector.....	4,500
United States engineer.....	3,500
Appraiser.....	3,000
Professor of meteorology (weather).....	3,500

HOUSE OF CORRECTION.

South California avenue, near 26th street. Statistics for calendar years.

	1911.			1912.	
	Male.	Female.	Total.	Female.	Total.
Prisoners received.....	11,924	1,271	13,195	1,181	11,453
Prisoners discharged.....	11,658	1,246	12,904	1,204	11,773
From Juvenile court.....	396	396	175	175
Discharged by Juvenile court.....	371	371	293	293
Prisoners receiving medical treatment.....	9,693	899	10,592	690	10,900

CHICAGO WARD BOUNDARIES.

As fixed by the redistricting ordinance of Dec. 4, 1911.

- Ward.
1. Calcego river west and south of Wallace, south to W. 25th, east to Princeton, south to W. 28th-pl., east to S. 5th-av., south to W. 30th, east to Wentworth-av., south to W. 31st, east to Lake Shore right of way, north to W. 26th, east to S. Michigan-av., north to E. 25th, east to Indiana-av., south to E. 26th, east to South Park-av., south to E. 31st, east to Lake Michigan, north to river.
 2. Lake Michigan and 31st-st., west to South Park-av., north to E. 26th, west to Indiana-av., north to E. 25th, west to S. Michigan-av., south to E. 26th, west to Lake Shore right of way, south to W. 31st, west to Wentworth-av., north to W. 30th, west to S. 5th-av., south to W. 33d, west to Stewart-av., south to W. 39th, east to Cottage Grove-av., north to 35th, east to Lake Michigan, north to 31st.
 3. Lake Michigan and 47th, west to St. Lawrence-av., south to E. 49th, west to S. State, north to W. 43d, west to Princeton-av., north to W. 39th, east to Cottage Grove-av., north to E. 35th, east to Lake Michigan, southeast to 47th.
 4. Wallace and river west and south to W. 34th-pl., east to S. Halsted, north to W. 34th, east to Union-av., south to W. 35th, east to Wallace, north to W. 33d, east to S. 5th-av., north to W. 28th-pl., west to Princeton-av., north to W. 25th, west to Wallace, north to river.
 5. From intersection of river and south fork southwest along canal to W. 39th, west to S. 48th-av., south to W. 45th, east to S. Ashland-av., north to W. 43d, east to Princeton-av., north to W. 39th, west to Stewart-av., north to W. 33d, west to Wallace, south to W. 35th, west to Union-av., north to W. 34th, west to S. Halsted, south to W. 35th, west to south fork of river and northwesterly to river.
 6. Lake Michigan and E. 47th-st. west to St. Lawrence-av., south to E. 49th, west to S. State, south to E. 63d, east to South Park-av., north to E. 60th, east to Lake Michigan, northwest to 47th.
 7. Lake Michigan and E. 60th-st., west to South Park-av., south to E. 63d, west to Stewart-av., south to W. 66th, east to Harvard-av., south to W. 67th, east to Wentworth-av., south to W. 71st, east to S. State, south to E. 75th, east to Stony Island-av., north to E. 73d, east to lake, northwesterly to E. 60th.
 8. Lake Michigan and E. 73d-st. west to Stony Island-av., south through Lake Calumet to city limits, east to Indiana state line, north to lake and northwest to E. 73d.
 9. Stony Island-av. and E. 75th, west to S. State, south to W. 79th, west to Wallace, south to W. 84th, east to Stewart-av., south to W. 103d, west to S. Halsted, south to W. 111th, west to S. Peoria, south to W. 115th, west to Vincennes-av., southwest to Lyon-av., east to S. Ashland-av., south to W. 123d, east to S. Halsted, south to city limits, east to Stony Island-av., projected, and north to E. 75th.
 10. S. Racine-av. and W. 12th, west to Loomis, north to Taylor, west to S. Wood, south to W. 16th, east to S. Ashland-av., south to river, northeast to S. Morgan, north to W. 18th, east to S. Morgan, north to W. 16th, west to S. Racine-av., north to W. 12th.
 11. S. Wood and Taylor, west to S. Oakley-bd., south to W. 12th, west to P. C. C. & St. L. R. R., north to canal, northeast to S. Ashland-av., south to W. 16th, west to S. Wood, north to Taylor.
 12. W. 12th and P. C. C. & St. L. R. R., west to S. Kedzie-av., south to W. 19th, west to S. Hoan-av., north to Ozden-av., southwest to Clifton Park-av., south to W. 24th, west to S. Central Park-av., south to canal, northeast to P. C. C. & St. L. R. R., north to W. 12th.
 13. W. Washington-bd. and N. Oakley-bd., west to N. 40th-av., south to W. 12th, east to S. Oakley-bd., north to W. Washington-bd.
 14. W. Chicago-av. and N. Ashland-av., west to N. 40th-av., south to W. Washington-bd., east to N. Ashland-bd., north to W. Chicago-av.
 15. W. North-av., and N. Robey, west to N. St. Louis-av., south to W. Chicago-av., east to N. Ashland-av., north to W. Division, west to N. Robey, north to W. North-av.
 16. River and Fullerton-av., west to N. Robey, south to W. Division, east to river, northwest to Fullerton-av.
 17. River and W. Division, west to N. Ashland-av., south to W. Kinzie, east to river, northwest to W. Division.
 18. River and W. Kinzie, west to N. Ashland-av., south to W. Washington-bd., west to N. Oakley-bd., south to Taylor, east to S. Hermitage-av., north to W. Van Buren, east to river, north to W. Kinzie.
 19. River and W. Van Buren, west to S. Hermitage-av., south to Taylor, east to Loomis, south to W. 12th, east to S. Halsted, north to Taylor, east to S. Desplaines, south to DeKoven, east to S. Jefferson, south to Bunker, east to river, north to W. Van Buren.
 20. River and Bunker, west to S. Jefferson, north to DeKoven, west to S. Desplaines, north to Taylor, west to S. Halsted, south to W. 12th, west to S. Racine-av., south to W. 16th, east to S. Morgan, south to W. 18th, west to S. Morgan, south to W. 18th, west to S. Morgan, south to river, northeast to Bunker.
 21. Lake Michigan and Fullerton-av., west to N. Clark, southeast to Sedgwick, south to W. Division, east to Orleans, south to river, east to lake and north to Fullerton-av.
 22. Menomonee and Sedgwick, west to Larrabee, north to Center, west to Racine-av., south to Clybourn-pl., west to river, south and southeast to Orleans, north to W. Division, west to Sedgwick, north to Menomonee.
 23. Cornelia-av. and Lake Michigan, west to Southport-av., south to Roscoe, east to Racine-av., south to Fullerton-av., east to Sheffield-av., south to Center, east to Larrabee, south to Menomonee, east to Sedgwick, north to N. Clark, northwest to Fullerton-av., east to Lake Michigan.
 24. Roscoe and Racine-avs., west to N. Western-av., south to Belmont-av., west to river, southeast to Clybourn-pl., east to Racine-av., north to Center, east to Sheffield-av., north to Fullerton-av., west to Racine-av., north to Roscoe.
 25. Lake Michigan and Rogers-av. southwest to Howard, west to Ridge-rd., southeast to Devon-av., east to N. Clark, southeast to Southport-av., south to Cornelia-av., east to Lake Michigan, northwest to Rogers-av.
 26. Ridge-rd. and Howard, west to N. Kedzie-av., south to Devon-av., west to north shore channel, south along channel and river to Belmont-av., east to N. Western-av., north to Roscoe, east to Southport-av., north to N. Clark, northwest to Devon, west to Ridge-rd., northwest to Howard.
 27. North shore channel and Devon-av., west to N. Narragansett-av., thence along city limits as established by annexation of Nerwood Park to Park Ridge-bd. on north and Highland-av. on west, east and south to Bryn Mawr-av., east to N. Maynard-av., south to Irving Park-bd., west to N. Harlem-av., south to Belmont-av., east to N. Crawford-av., south to Fullerton-av., east to N. Central Park-av., north to Diversey-av., east to N. Francisco, north to Belmont-av., east to river, northwest along river and channel to Devon-av.
 28. River and Belmont-av., west to N. Francisco, south to Diversey-av., west to N. Sacramento-av., south to W. North-av., east to N. Robey, north to Fullerton-av., east to river, northwest to Belmont-av.
 29. S. Racine-av. and W. 43d, west to S. Ashland-av., south to W. 45th, west to S. Cicero-av., south to W. 69th, east to S. Robey, south to W. 71st, east to Loomis, north to W. 66th, west to S. Wood, north to W. Garfield-bd., east to Loomis, north to W. 47th, east to S. Racine-av., north to W. 43d.
 30. S. State and W. 43d, west to S. Racine-av., south to W. 47th, west to Loomis, south to W. Garfield-bd., east to S. State, north to W. 43d.

- Ward.
21. S. State and W. Garfield-bd., west to S. Wood, south to W. 66th, east to Loomis, north to W. 63d, east to S. State, north to W. Garfield-bd.
 22. Stewart-av. and W. 63d, west to Loomis, south to W. 71st, west to S. Robey, north to W. 69th, west to S. Clecro-av., south to W. 87th, east to S. Western-av., south to W. 99th, west to Ogden-av. (Morgan Park), south to W. 115th, east to S. Western-av., south to Lyon-av., east to Vincennes-av., northeast to Raymond, east to S. Morgan, north to W. 111th, east to S. Racine-av., north to W. 107th, east to S. Halsted, North to W. 103d, east to Stewart-av., north to W. 84th, west to Wallace, north to W. 79th, east to S. State, north to W. 71st, west to Wentworth-av., north to W. 67th, west to Harvard-av., north to W. 66th, west to Stewart-av., north to W. 63d.
 23. Diversey and N. Sacramento-avs., west to N. Central Park-av., south to Fullerton-av., west to N. Crawford-av., north to Belmont-av., west to N.

- Ward.
- Harlem-av., south to North-av., east to S. Austin-av., south to Madison, east to N. Laramie-av., north to W. Kinzie, east to N. Kenton-av., north to North-av., east to N. Crawford-av., north to Armitage-av., east to Sacramento-av., north to Diversey-av.
 24. S. Kedzie-av. and W. 12th, west to S. Kenton-av., south to W. 39th, east to canal, northeast to S. Central Park-av., north to W. 24th, east to Clifton Park-av., north to Ogden-av., northeast to S. Homan-av., south to W. 19th, east to S. Kedzie-av., north to W. 12th.
 25. N. Sacramento and Armitage-avs., west to N. Crawford-av., south to W. North-av., west to N. Kenton-av., south to W. Kinzie, west to N. Laramie-av., south to Madison, west to S. Austin-av., south to W. 12th, east to S. Crawford-av., north to W. Chicago-av., east to St. Louis-av., north to W. North-av., east to Sacramento-av., north to Armitage-av.

CHICAGO'S LAKE TRADE.

Year.	—Arrivals.—		—Clearances.—	
	No.	Tons.	No.	Tons.
1870.....	12,739	3,049,265	12,433	2,983,942
1871.....	12,320	3,096,101.	12,312	3,082,235
1872.....	12,824	3,059,752	12,521	3,017,790
1873.....	11,858	3,225,911	11,876	3,338,803
1874.....	10,827	3,195,633	10,720	3,134,073
1875.....	10,488	3,122,004	10,607	3,157,051
1876.....	9,621	3,089,072	9,628	3,078,264
1877.....	10,233	3,274,332	10,284	3,311,083
1878.....	10,490	3,608,534	10,494	3,631,139
1879.....	11,859	3,387,095	12,014	3,870,300
1880.....	13,218	4,616,969	13,302	4,537,382
1881.....	13,048	4,533,558	12,957	4,228,689
1882.....	13,351	4,849,950	13,626	4,904,999
1883.....	11,967	3,812,464	12,015	3,980,873
1884.....	11,354	3,756,973	11,472	3,751,723
1885.....	10,744	3,653,936	10,798	3,652,286
1886.....	11,157	3,926,318	11,215	3,950,762
1887.....	11,950	4,328,292	12,023	4,421,560
1888.....	10,989	4,393,768	11,106	4,496,898
1889.....	10,804	5,102,790	10,984	5,155,014
1890.....	10,507	5,138,253	10,547	5,150,665
1891.....	10,224	5,524,852	10,294	5,506,700
1892.....	10,556	5,966,626	10,567	5,698,337
1893.....	8,754	5,456,637	8,789	5,449,470
1894.....	8,259	5,181,260	8,329	5,211,160
1895.....	9,212	6,329,702	9,363	6,392,487
1896.....	8,663	6,481,152	8,773	6,591,203

Year.	—Arrivals.—		—Clearances.—	
	No.	Tons.	No.	Tons.
1897.....	9,156	7,209,442	9,201	7,185,324
1898.....	9,428	7,557,215	9,562	7,686,448
1899.....	8,346	6,353,715	8,429	6,390,260
1900.....	8,714	7,044,995	8,839	7,141,105
1901.....	8,430	6,900,999	8,471	6,930,883
1902.....	8,083	7,179,053	8,164	7,229,342
1903.....	7,650	7,587,210	7,721	7,720,225
1904.....	6,631	6,430,088	6,671	6,514,934
1905.....	7,236	7,364,192	7,268	7,375,963
1906.....	7,017	7,969,621	7,055	7,665,709
1907.....	6,745	8,057,062	6,736	7,995,211
1908.....	5,787	7,241,845	5,805	7,296,745
1909.....	6,390	8,772,667	6,390	8,785,841
1910.....	6,523	9,430,074	6,551	9,470,572
1911.....	6,252	8,787,586	6,284	8,859,007
1912.....	6,240	9,371,738	6,243	10,086,209

*Comprises Chicago, Michigan City, Wankegan, Gary and Indiana Harbor.

TONNAGE OF THE CHICAGO DISTRICT (1912).

Port.	—Arrivals.—		—Clearances.—	
	No.	Tonnage.	No.	Tonnage.
Chicago.....	5,751	8,471,023	5,749	8,594,518
Michigan City.....	68	21,019	70	21,308
Wankegan.....	70	96,270	68	97,747
Gary.....	282	1,146,317	282	1,130,029
Indiana Harbor.....	69	237,109	74	242,597
Total.....	6,240	9,971,738	6,243	10,086,209

RECEIPTS BY LAKE

IN 1912.	
Coal, hard, tons.....	881,380
Coal, soft, tons.....	331,579
Salt, tons.....	166,696
Iron ore, tons*.....	5,558,000
Iron, manufac-tured, tons.....	47,097
Cement, tons.....	6,449
Lumber, M.....	284,586
Shingles, M.....	1,660
Lath, M.....	11,967
Posts, pieces.....	63,340

Railroad ties, pieces.....	320,315
Telegraph poles, pieces.....	2,115
Wood, cords.....	2,970
Copper, tons.....	1,245
Hides and leather, bales.....	12,135
Sugar, tons.....	88,874
Green fruits, tons.....	48,717
Wheat, bushels.....	3,660,712
Barley, bushels.....	11,116
Corn, bushels.....	13,941
Flaxseed, bushels.....	852,287

*Exclusive of 2,073,219 tons received at Gary, Ind., and 387,914 tons received at Indiana Harbor.

SHIPMENTS BY LAKE

IN 1912.	
Flour, barrels.....	2,762,291
Wheat, bushels.....	17,523,384
Corn, bushels.....	24,599,769
Oats, bushels.....	5,345,172
Grass seed, tons.....	548
Millstuffs, tons.....	214,347

Oil cake, tons.....	9,373
Corn and oat meal, barrels.....	4,280
Wool and hair, sacks.....	4,522
Oil, barrels*.....	899,033
Iron, manufac-tured, tons.....	146,135
Mdse, unclassified, tons.....	442,222
*Exclusive of 415,123 barrels shipped from Indiana Harbor, Ind.	

CITY CLERKS SINCE 1837.

I. N. Arnold.....	1837	H. Kreisman.....	1857-1859	D. W. Nickerson.....	1887-1889
George Davis.....	1837-1838	Abraham Kohn.....	1860	Franz Amberg.....	1889-1891
William H. Brackett.....	1839	A. J. Marble.....	1861-1862	James R. B. Van Cleave.....	1891-1893, 1895-1897
Thomas Hoyne.....	1840-1841	Albert H. Bodman.....	1865-1869	Charles D. Gastfield.....	1893-1895
James M. Lowe.....	1843	Charles T. Hotchkiss.....	1869-1873	William Loeffler.....	1897-1903
E. A. Rucker.....	1844-1845	Joseph K. C. Forrest.....	1873-1877	Fred C. Bender.....	1903-1905
William S. Brown.....	1845	Caspar Butz.....	1876-1878	A. C. Anson.....	1905-1907
Henry B. Clarke.....	1846-1847	P. J. Howard.....	1879-1883	John R. McCabe.....	1907-1909
Sidney Abell.....	1848-1850	J. G. Neumelster.....	1883-1885	F. D. Connery.....	1909-1915
H. W. Zimmerman.....	1851-56, 1863-64	C. Herman Plautz.....	1885-1887		

CHICAGO FIRE DEPARTMENT CHIEFS.

Alex. Lloyd.....	1837-1838	C. E. Peck.....	1847-1848	S. McBride.....	1855-1857	D. J. Swenke.....	1879-1901
A. Calhoun.....	1839	A. Gilbert.....	1849	D. J. Swenke.....	1858-1901	Wm. H. Musham.....	1901-1904
L. Nicholl.....	1840	C. P. Bradley.....	1850-1851	U. P. Harris.....	1859-1867	John Campton.....	1904-1906
A. Sherman.....	1841-1843	U. P. Harris.....	1852-1853	R. A. Williams.....	1867-1873	James Horan.....	1906-1910
S. F. Gale.....	1844-1846	J. M. Donnelly.....	1854	Matt. Benner.....	1873-1879	C. F. Seyferlich.....	1910

FIRE DEPARTMENT STATIONS.

FIRE ENGINE COMPANIES.

General headquarters, city hall.

No.	Location.	No.	Location.	No.	Location.	No.	Location.
1.	333 S. 5th avenue.	41.	Sampson's slip, Throop and Lumber-sts.	82.	761 East 95th street.	101.	1533 West 69th-st.
2.	2421 Lowe avenue.	42.	230 West Illinois-st.	83.	1219 South place.	102.	7077 N. Clark street.
3.	855 West Erie street.	43.	2183 Stave street.	84.	5721 S. Halsted-st.	103.	1459 W. Harrison-st.
4.	1244 N. Halsted-st.	44.	3138 W. Lake street.	85.	3700 West Huron-st.	104.	1401 Michigan-av.
5.	323 S. Jefferson-st.	45.	4602 Cottage Grove-av.	86.	2414 Cuyler avenue.	105.	2337 W. Erie street.
6.	514 Maxwell street.	46.	9321-23 So. Chicago-av.	87.	8701 Escanaba-av.	106.	2754 N. Fairfield-av.
7.	636 Blue Island-av.	47.	7531 Dobson avenue.	88.	3500 W. 60th street.	107.	2258 W. 13th street.
8.	1931 Archer avenue.	48.	4005 Dearborn street.	89.	4456 N. Knox avenue.	108.	4835 Lipps avenue.
9.	2527 Cottage Grove-av.	49.	1642 W. 47th street.	90.	1016 W. Division-st.	109.	2353 S. Whipple-st.
10.	214 Lomax place.	50.	6549 Wentworth-av.	91.	3000 Elbridge avenue	110.	2541 Foster avenue.
11.	10 E. Austin avenue.	51.	4635 Wentworth-av.	92.	Center Deering yard.	111.	1701 N. Washtenaw-av
12.	1641 West Lake-st.	52.	4714 Elizabeth street.	93.	331 South 5th avenue.	112.	1732 Byron street.
13.	209 N. Dearborn-st.	53.	40th and Packers-av.	94.	325 S. Jefferson-st.	113.	4658 Lexington-st.
14.	509 W. Chicago-av.	54.	5923 Vincennes road.	95.	4000 Wilcox avenue.	114.	3542 W. Fullerton-av.
15.	1154 W. 22d street.	55.	2740 Sheffield avenue.	96.	439 North Waller-av	115.	11940 S. Peoria-st.
16.	23 W. 31st street.	56.	2214 Barry avenue.	97.	13359 Superior-av	116.	5929 Wood street.
17.	558 West Lake street.	57.	2412 Haddon avenue.	98.	202 East Chicago-av.	117.	816 N. Laramie-av.
18.	1123 West 12th street.	58.	92d street bridge.	99.	3042 S. Kedvale-av.	118.	13401 Indiana-av.
19.	3444 Rhodes avenue.	59.	826 Exchange avenue.	100.	6843 Jefferson-av.	119.	6030 Avondale-av.
20.	1318 Rawson street.	60.	1315 E. 55th street.	HOOK AND LADDER COMPANIES.			
21.	14 W. Taylor street.	61.	5300 Wentworth-av.	1.	218 Lomax place.	18.	4738 Halsted street.
22.	520 Webster avenue.	62.	34 East 114th street.	2.	540 W. Washington-st.	19.	1129 W. Chicago-av.
23.	1702 West 21st place.	63.	6328-30 Rosalie-av.	3.	158 W. Erie street.	20.	446 West 69th street.
24.	2447 Warren avenue.	64.	6244 Laflin street.	4.	214 W. 22d street	21.	529 Belmont avenue.
25.	1975 Canalport-av.	65.	2714 West 39th street.	5.	1125 West 12th street.	22.	1620 Winnemac-av.
26.	457 N. Pulaski-av.	66.	2856 Fillmore street.	6.	417 North Franklin-st.	23.	4537 Lipps avenue.
27.	1244 Wells street.	67.	4666 Fulton street.	7.	455 N. Pulaski-av.	24.	10490 Vincennes road.
28.	2867 Loomis street.	68.	1642 N. Kostner-av.	8.	2865 Loomis street.	25.	1545 Rosemont-av.
29.	744 West 35th street.	69.	4017 N. Kenosha-av.	9.	61 E. South Water-st.	26.	4002 Wilcox avenue.
30.	1125 N. Ashland-av.	70.	2100 Eastwood avenue.	10.	1613 Hudson avenue.	27.	30 East 114th street.
31.	2012 W. Congress-st.	71.	Deering yards (fireboat Chicago).	11.	9 East 36th place.	28.	1621 N. Robey street.
32.	59 E. South Water-st.	72.	7914 Sherman avenue.	12.	2256 W. 13th street	29.	441 N. Waller-av.
33.	2208 Clybourn avenue.	73.	8630 Emerald avenue.	13.	2756 N. Fairfield av.	30.	6017 S. State street.
34.	114 N. Curtis street.	74.	10615 Ewing avenue.	14.	918 West 19th street.	31.	1401 Michigan avenue.
35.	1625 N. Robey street.	75.	12054-56 Wallace-st.	15.	4600 Cottage Grove-av.	32.	2360 S. Whipple-st.
36.	2346 West 25th street.	76.	3519 Cortland street.	16.	1405 East 62d place.	33.	4457 Marshfield-st.
37.	Foot of Franklin-st. (fireboat Graeme Stewart).	77.	1224 S. Kedvale-av.	17.	9323 South Chicago-av.	34.	1024 East 73d street.
38.	224 S. Ridgeway-av.	78.	1952 Waveland-av.	FIRE-INSURANCE PATROLS.			
39.	1618 West 33d place.	79.	5353 N. Ashland-av.	1.	163 West Monroe-st.	5.	221 Whiting street.
40.	119 N. Franklin-st.	80.	623 East 108th street.	2.	427 S. Sangamon-st.	6.	334 S. Hoyne avenue.
		81.	10458 Hoxie avenue.	3.	15 West 23d street.	7.	1628 West Division-st.
				4.	Union stockyards.	8.	324 North Michigan-av.

CHARITY ORGANIZATIONS IN CHICAGO.

American National Red Cross Society (Illinois branch)—Secretary, James Whittaker, Springfield, Ill.; treasurer, Orson Smith, 112 West Adams street.	Infant Welfare Society—President, Lucius Teter; secretary, Dr. Frank S. Churchhill.
Associated Jewish Charities of Chicago—916, 30 North LaSalle street; president, Julius Rosenwald; secretary, Joseph Weissbach.	Italian Ladies' Charitable Association—President, Mrs. M. Mastrogiovanni; secretary, Miss I. Libonati.
Austro-Hungarian Benevolent Association—Secretary, Gustave F. Fischer, 1418, 10 North LaSalle street.	Jewish Aid Society—1336 South Morgan street; president, Solomon L. Sulzberger; secretary, Morton D. Cahn.
Chicago Daily News Fresh-Air Fund—Manager, H. L. Rogers, Sanitarium, Lincoln park, foot of Fullerton avenue.	Legal Aid Society of Chicago—230, 31 West Lake street; president, Rudolph Matz; corresponding secretary, Mrs. Albert F. Holden.
Children's Benefit League—President, Mrs. Edward Tilden; corresponding secretary, Mrs. Charles Salmon.	Mothers' Relief Association—President, Mrs. D. Harry Hammer; corresponding secretary, Mrs. Edward S. Smith.
Children's Day Association—President, Mrs. L. L. Funk; corresponding secretary, Miss Pauline Kelly.	Ruth Club—6001 Indiana avenue; president, Mrs. Joseph Myers; recording secretary, Mrs. Morris Rosenbaum.
Christian Industrial League—President, Arthur Meeker; superintendent, George A. Kilby.	Societe Francaise de Bienfaisance de l'Illinois—President, Z. P. Brosseau; secretary, J. S. Townsend, 1554 Wabash avenue.
Elizabeth McCormick Memorial Fund—City Club building, 315 Plymouth court, sixth floor; director, Sherman C. Kingsley.	Societe Francaise de Secours Mutuels—President, A. Camplon; secretary, Gaston Bloch, 32 South Clark street.
Frances Juvenile Aid Association—President, Dr. Clara P. Scippel; corresponding secretary, Mrs. Fred G. Harris.	United Charities of Chicago—President, Dr. Charles R. Henderson; secretary, Walter S. Brewster; office, sixth floor, 168 North Michigan avenue; superintendent, Eugene T. Lies.
German Society of Chicago—153 North LaSalle street; president, Michael F. Glrten; secretary, Rudolf Seifert; manager, F. von W. Wyszow.	Visiting Nurse Association of Chicago—829, 104 South Michigan avenue; president, Mrs. Arthur Aldis; secretary, Mrs. Robert McGann, 120 East Pearson street.
Hungarian Charity Society of Chicago—President, Sannel Kohn; secretary, Leo Newman, 2603 Evergreen avenue.	Young Men's Jewish Charities Association—President, Isaac Rothschild; secretary, Monte H. Sadler.
Illinois Charitable Relief Corps—President, John McShane; secretary, Miss Bessie Crowley, 3440 North Marshfield avenue.	Young Men's Federated Jewish Charities—3322 Douglas boulevard; president, A. H. Rosenberg; secretary, Lewis F. Jacobson.
Illinois Children's Home and Aid Society—President, R. J. Bennett; secretary and superintendent, Wilford S. Reynolds, 1816, 209 South State street.	

FIRE LIMITS OF CHICAGO.

The fire limits of Chicago, within which wooden buildings shall not be erected, as fixed by the ordinance of July 25, 1912, are as follows:

(a) Beginning at Lake Michigan and Devon avenue west to North Clark street, south to Lawrence avenue, west to North Western avenue, south to Addison street, west to North Whipple street, south to Elston avenue, southeast to Roscoe street, east to north branch of river, southeast along river to Belmont avenue, west to North Kedzie avenue, south to Diversey avenue, west to North Central Park avenue, south to Fullerton avenue, west to North Kostner avenue, south to West Chicago avenue, west to North Austin avenue, south to Baltimore & Ohio Chicago Terminal railroad, easterly to South Kenton avenue, south to West 22d street, east to South Kostner avenue, south to West 33d street, east to South Crawford avenue, south to Illinois and Michigan canal, northeasterly to South Western avenue, south to West 39th street, east to South Robey street, south to West 43d street, east to a line 125 feet west of South Ashland avenue, north to West 41st street, east to South Ashland avenue, north to West 40th street, east to within 125 feet of South Ashland avenue, south to West 43d street, west to South Ashland avenue, south to West 47th street, east to within 125 feet of South Halsted street, south to West 51st street, east to a line 125 feet east of Halsted street, north to West 43d street, east to Wallace street, south to West 40th street, east to Butler street, south to West 43d street, east to within 125 feet of Wentworth avenue, south to West Garfield boulevard, east to within 125 feet of Wentworth avenue, north to West 43d street, east to within 125 feet of South State street, south to West Garfield boulevard, west to Union avenue, north to West 51st street, west to South Racine avenue, south to within 125 feet of West 63d street, west to South Ashland avenue, south to a line 125 feet south of West 63d street, east to South Racine avenue, south to West 75th street, east to South Shore avenue, southeasterly to East 79th street, east to Ontario avenue, south to East 83d street, east to Superior avenue, south to East 89th street, west to Manistee avenue, south to Lake Shore railroad tracks, southeasterly to East 95th street, west to South Chicago branch of the Fort Wayne railroad, along said branch to East 106th street, east to within 200 feet of the Calumet river, northerly to East 95th street, east to Lake Michigan and thence northerly and northwesterly along the lake shore to the place of beginning.

(b) Also beginning at the shore of Lake Calumet and Stony Island avenue, north to East 95th street,

west to South Park avenue, south to East 103d street, east to Corliss avenue, south to East 106th street, west to Cottage Grove avenue, southwesterly to East 109th street, east to South Park avenue, south to East 115th street, east to Michigan Central tracks, southeasterly to East 127th street, east to Lake Calumet, thence northerly along shore of lake to place of beginning at Stony Island avenue.

(c) Excepting the district bounded as follows: Beginning at Belmont avenue and the north branch of the river, east to Southport avenue, south to Fullerton avenue, east to north branch of river, northwesterly along river to Belmont avenue, the place of beginning.

(d) Excepting also so much of the land from which clay has been removed and in which filling has been placed in the district bounded as follows: Beginning at Addison street and North Western avenue, south to Belmont avenue, west to the north branch of the river, northwesterly along river to Addison street and east to North Western avenue, the place of beginning.

(e) Excepting also the following territory, which shall be known as a provisional fire limit: Beginning at Lake Michigan and East 79th street, west to South Shore avenue, northwesterly to East 75th street, west to South State street, north to Lake Shore tracks, southeasterly to East 67th street, east to South Park avenue, north to East 63d street, east to Cottage Grove avenue, south to East 67th street, east to Lake Michigan, southeasterly along the shore to the place of beginning.

(f) The following district outside of the above described fire limits is hereby established as a provisional fire limit: Beginning at Stony Island avenue and East 75th street, south to East 79th street, east to Jeffery avenue, north to east 75th street, east to Stony Island avenue, the place of beginning.

(g) Any person desiring to erect a frame or wooden building, to be used for residence or mercantile purposes, within the provisional fire limits above described shall have a right to do so upon presenting a petition to the commissioner of buildings, together with a plat, plans and specifications showing where the building is to be erected. Such petition shall be verified by the affidavit of the applicant and shall contain the written consent of the owners of a majority of the frontage upon both sides of streets surrounding the square in which the building is to be erected.

(h) No frame or wooden building shall be erected within the provisional fire limits exceeding forty feet in height.

LOCATION OF RAILWAY AND PASSENGER STATIONS.

CENTRAL STATION—Park row and 12th street; south side.

Chicago, Cincinnati & Louisville.
Cleveland, Cincinnati, Chicago & St. Louis (Big Four).
Illinois Central.
Michigan Central.
Minneapolis, St. Paul & Sant Ste. Marie (Soo line; formerly Wisconsin Central).
West Michigan.

CHICAGO & NORTHWESTERN—West Madison and Canal streets, west side.

All divisions.
DEARBORN STATION—Dearborn and Polk streets; south side.
Atchison, Topeka & Santa Fe.
Chesapeake & Ohio.
Chicago & Eastern Illinois.
Chicago & Western Indiana.
Chicago, Indianapolis & Louisville (Monon).
Erie.
Grand Trunk.
Wabash.

GRAND CENTRAL STATION—Fifth avenue and Harrison street; south side.

Baltimore & Ohio.
Chicago Great Western.
Chicago Terminal Transfer.
Pere Marquette.

LASALLE STREET STATION—Van Buren and LaSalle streets; south side.

Chicago, Rock Island & Pacific.
Lackawanna.
Lake Shore & Michigan Southern.
New York, Chicago & St. Louis (Nickel Plate).

UNION STATION—Canal street, between Adams and Madison; west side.

Chicago & Alton.
Chicago, Burlington & Quincy.
Chicago, Milwaukee & St. Paul.
Pittsburgh, Fort Wayne & Chicago.
Pittsburgh, Cincinnati, Chicago & St. Louis (Pan Handle).

BEEF AND PORK PACKING IN CHICAGO.

Year ended March 1.

Years.	No. cattle.	No. hogs.	Years.	No. cattle.	No. hogs.	Years.	No. cattle.	No. hogs.
1897-8.....	1,732,296	6,747,265	1902-3.....	2,017,563	6,911,947	1907-8.....	1,817,737	6,342,717
1898-9.....	1,603,380	8,016,675	1903-4.....	2,163,976	6,763,685	1908-9.....	1,637,295	5,298,205
1899-1900.....	1,734,776	7,544,219	1904-5.....	1,918,665	6,444,658	1909-10.....	1,698,921	5,161,552
1900-1.....	1,814,921	7,364,859	1905-6.....	1,988,955	6,170,341	1910-11.....	1,735,189	4,812,916
1901-2.....	2,047,489	7,691,513	1906-7.....	1,988,504	6,079,641	1911-12.....	1,733,188	6,275,463

CHICAGO FIRE STATISTICS SINCE 1863.

[From reports of fire marshals.]

Years.	Fires.	Property involved.	Loss.	Insurance.	Average loss per fire.	Percentage of property involved.	Population.	Population to each fire.	Loss per capita.
1863-4	186		\$355,600	\$242,500	\$1,912	153,796	827	\$2.31
1864-5	193		651,798	655,300	3,377	169,353	877	3.85
1865-6	243		1,216,466	941,602	5,003	178,492	735	6.82
1866-7	315		2,487,973	1,643,445	7,808	200,413	638	12.41
1867-8	515		4,315,332	3,417,388	8,133	228,238	439	19.07
1868-9	405		560,169	632,248	1,383	252,051	622	2.22
1869-70	600		871,905	600,061	1,453	279,330	466	3.12
1870-1	669		2,447,845	2,183,498	3,653	306,605	458	7.98
1871-2	459		672,800	745,000	1,989	337,000	685	2.89
1872-3	441		680,099	3,763,275	1,542	367,393	833	1.85
1873-4	466	\$7,041,700	1,013,246	3,641,735	2,175	14.39	381,402	818	2.66
1874-5	473	11,063,616	2,345,684	6,789,300	4,959	21.22	395,408	836	5.93
1875-6	332	4,601,770	127,014	2,328,150	386	2.76	401,535	1,209	.42
1876	477	9,173,004	397,951	3,280,060	813	4.23	407,661	855	.95
1877	445	10,868,921	1,044,997	6,173,575	2,348	9.62	442,196	949	2.48
1878	478	6,751,234	306,317	3,327,348	641	4.54	469,515	914	.70
1879	638	11,501,473	572,082	5,112,631	897	4.97	469,515	736	1.22
1880	804	14,752,066	1,135,816	5,409,480	1,413	7.70	503,298	626	2.26
1881	895	19,738,508	921,495	9,662,326	1,030	4.67	531,996	594	1.73
1882	981	26,435,705	569,885	12,587,090	581	2.16	560,693	572	1.02
1883	1,153	42,383,215	1,379,736	21,790,767	1,197	3.26	595,339	517	2.32
1884	1,278	22,685,601	968,229	12,048,683	758	4.27	629,995	493	1.54
1885	1,309	48,055,541	2,225,184	22,401,225	1,700	4.06	661,923	506	3.36
1886	1,543	43,646,452	1,492,084	23,676,518	967	3.42	693,861	450	2.15
1887	1,853	62,241,191	1,839,058	32,065,202	392	2.95	748,256	404	2.46
1888	1,871	76,618,085	1,363,427	38,610,407	729	1.78	862,651	423	1.70
1889	2,075	86,409,323	2,154,240	34,440,627	1,023	8.24	1,000,000	482	2.15
1890	2,755	108,650,005	2,092,071	47,937,840	759	1.93	1,099,133	397	1.90
1891	3,352	124,003,193	3,053,874	59,703,511	911	2.46	1,147,000	342	2.66
1892	3,549	133,043,011	1,521,445	65,535,291	429	1.23	1,197,000	337	1.27
1893	5,224	330,023,212	3,149,500	180,387,890	603	.95	1,250,000	239	2.52
1894	5,174	129,046,514	3,254,140	72,185,551	629	2.52	1,305,000	252	2.49
1895	5,316	120,794,760	2,974,760	73,443,646	560	2.37	1,362,000	256	2.19
1896	4,414	97,061,640	1,579,355	59,970,130	448	2.04	1,427,000	323	1.39
1897	5,326	98,883,270	2,272,990	55,223,596	425	2.30	1,485,000	279	1.53
1898	5,048	91,922,210	2,651,735	56,550,470	525	2.89	1,558,000	309	1.70
1899	6,031	128,304,413	4,534,065	70,851,165	752	3.53	1,626,000	270	2.79
1900	5,503	112,599,125	2,213,699	75,893,463	402	1.98	1,698,575	309	1.30
1901	6,136	133,195,220	4,296,433	83,079,743	700	3.22	1,747,236	285	2.46
1902	5,125	112,998,325	4,118,933	71,615,759	803	3.64	1,795,897	305	2.29
1903	6,054	111,743,441	3,062,931	68,748,203	489	2.73	1,844,566	350	1.66
1904	6,661	122,075,301	2,950,254	77,234,230	443	2.40	1,893,219	284	1.56
1905	6,522	117,497,315	3,303,929	76,533,539	507	2.81	1,941,889	298	1.70
1906	6,337	119,974,033	4,179,235	75,266,085	654	3.49	1,990,541	312	2.01
1907	6,257	142,900,863	3,937,105	75,755,189	623	2.76	2,039,202	326	1.93
1908	7,793	114,527,300	3,873,444	72,048,810	497	3.38	2,087,862	298	1.86
1909	7,414	135,730,618	3,046,797	99,950,970	411	2.24	2,136,525	283	1.43
1910	9,083	129,676,681	4,884,793	89,708,768	538	3.77	2,185,283	241	2.24
1911	9,181	121,156,470	3,854,123	80,653,116	422	3.19	2,262,756	247	1.71
1912	9,410	125,860,590	4,352,470	88,656,020	463	3.47	2,307,638	245	1.99

*The great fire not included. †The large fire included. ‡Nine months, ending Dec. 31, 1875.

MAYORS OF CHICAGO.

Their politics and order and year of election.

No. Name.	Party.	Elected.	Died.	No. Name.	Party.	Elected.	Died.
1. William B. Ogden	Democratic	1837	1877	29. John B. Rice	Republican	1867	1874
2. Buckner S. Morris	Whig	1838	1879	30. Roswell B. Mason	People's	1869	1892
3. Benjamin W. Raymond	Whig	1839	1883	31. Joseph Medill	Citizens'	1871	1899
4. Alexander Lloyd	Democratic	1840	1872	32. Harvey D. Colvin	People's	1873	1892
5. Francis C. Sherman	Democratic	1841	1870	33. Thomas Hoyne	Republican	1875	1894
6. Benjamin W. Raymond	Democratic	1842	1883	34. Monroe Heath	Republican	1876	1894
7. Augustus Garrett	Democratic	1843	1848	35. Monroe Heath	Republican	1877	1894
8. Alton S. Sherman	Democratic	1844	1903	36. Carter H. Harrison, Sr.	Democratic	1879	1893
9. Augustus Garrett	Democratic	1845	1848	37. Carter H. Harrison, Sr.	Democratic	1881	1893
10. John P. Chapin	Whig	1846	1864	38. Carter H. Harrison, Sr.	Democratic	1883	1893
11. James Curtiss	Democratic	1847	1860	39. Carter H. Harrison, Sr.	Democratic	1885	1893
12. James H. Woodworth	Dem.-Whig	1848	1869	40. John A. Roche	Republican	1887	1904
13. James H. Woodworth	Dem.-Whig	1849	1869	41. DeWitt C. Cregier	Democratic	1889	1898
14. James Curtiss	Democratic	1850	1860	42. Hempstead Washburne	Republican	1891
15. Walter S. Gurnee	Democratic	1851	1903	43. Carter H. Harrison, Sr.	Democratic	1893	1893
16. Walter S. Gurnee	Democratic	1852	1903	44. John P. Hopkins	Democratic	1893
17. Charles M. Gray	Democratic	1853	1885	45. George B. Swift	Republican	1895	1912
18. Isaac L. Milliken	Democratic	1854	1889	46. Carter H. Harrison, Jr.	Democratic	1897
19. Levi D. Boone	Know-nothing	1855	1882	47. Carter H. Harrison, Jr.	Democratic	1899
20. Thomas Dyer	Democratic	1856	1862	48. Carter H. Harrison, Jr.	Democratic	1901
21. John Wentworth	Rep.-Fusion	1857	1888	49. Carter H. Harrison, Jr.	Democratic	1903
22. John C. Haines	Republican	1858	1896	50. Edward F. Dunne	Democratic	1905
23. John C. Haines	Republican	1859	1896	51. Fred A. Busset	Republican	1907
24. John Wentworth	Republican	1860	1888	52. Carter H. Harrison, Jr.	Democratic	1911
25. Julian S. Runsey	Republican	1861	1886				
26. Francis C. Sherman	Democratic	1862	1870				
27. Francis C. Sherman	Democratic	1863	1870				
28. John B. Rice	Republican	1865	1874				

*Two-year terms for mayor began in 1863. ††Fire-proof" ticket. ‡Four-year term for mayor began in 1907.

CHICAGO POSTOFFICE.

Entrances on Adams, Clark and Dearborn streets; telephone Harrison 4700; private exchange, all departments.

Postmaster—Daniel A. Campbell; room 358, south wing.
 Secretary to Postmaster—John T. McGrath, room 358, south wing.
 Assistant Postmaster—John M. Hubbard; room 357, south wing.
 Auditor—John Matter; room 362, south wing.
 Superintendent of Mails—Frank H. Galbraith; room 350, south wing.
 Superintendent of Delivery—L. T. Steward; room 379, west wing.
 Superintendent of Registry Division—Perry H. Smith, Jr.; room 102, Adams street lobby.
 Superintendent of Money-Order Division—Joseph B. Schlossman; room 408, north wing.
 Superintendent of Inquiry Division—D. J. Foster, room 706.
 Superintendent Second-Class Matter—Michael J. O'Malley, room 703.
 Superintendent of Bureau of Printing and Supplies—James N. Brady; 712 West Monroe street.
 Cashier—Theron W. Bean; room 125, Dearborn street lobby.
 Draftsman—M. L. Kirchman; room 379, west wing.
 Secretary Civil-Service Board—Peter Newton, 13th floor.
 Inspector in Charge—James E. Stuart; room 334, east wing.
 Superintendent 6th Division, Railway Mail Service—E. L. West; room 308, north wing.

CARRIER STATIONS AND SUPERINTENDENTS.

Armour—3017 Indiana avenue; Henry Welch, Jr.
 Auburn Park—612 West 79th street; David Herriott.
 Austin—5658-5660 West Lake street; Howard Robertson.
 C—1247-1249 West Madison street; George Berz.
 Canal—Washington street, between Clinton and Canal; Robert T. Howard.
 Carpenter Street—741 and 745 North Carpenter street; Frank A. Kwasigroch.
 Chicago Lawn—3510 West 63d street; Martin McVeagh.
 Cragin—4207 Armitage avenue; Peter J. O'Connor.
 D—2108-2110 West Madison street; John Davy.
 Dauphin Park—9033 Cottage Grove avenue; George B. Brunan.
 Douglas Park—1205-1207 South Western avenue; Albert P. Treleven.
 Dunning—6443 West Irving Park boulevard; Milton M. Potter.
 Eastside—9909 Evring avenue; Walter G. Seborg.
 Edgewater—5501-5503 Evanston avenue; Michael J. Keigher.
 Elsdon—3435 West 51st street; Leonard Withall.
 Englewood—449 West 63d street; John E. Vreeland.
 Fifty-First Street—5052 and 5054 Halsted street; Frederick A. Bosworth.
 Garfield Park—3907-3909 West Madison street; David J. Geary.
 Grand Crossing—7462 South Chicago avenue; Eben J. Beach.
 Hawthorne Station—3647-3649 Ogden avenue; Edward O'Connell.
 Hegewisch—13305 Erie avenue; Frank Lonn.
 Hyde Park—1448-1450 East 55th street; Wilbur E. Crumbacker.
 Irving Park—4218 West Irving Park boulevard; John T. McCormick.
 Jackson Park—1113-1115 East 63d street; William Arens.
 Jefferson—4841 Milwaukee avenue; Ernest Willman.
 Chicago Avenue station—210 West Chicago avenue; William S. Snorf.
 Lake View—929-931 Belmont avenue; W. S. Hussander.
 Lincoln Park—1546-1548 North Clark street; William R. Rennacker.
 Logan Square—2311-2313 Milwaukee avenue; James Stott.
 M—40th street and Cottage Grove avenue; James N. McArthur.
 McKinley Park—3475 and 3477 Archer avenue; Henry Blattner.

Mont Clare—2314-2316 North 70th avenue (vacancy).
 Morgan Park—Frederick W. Dayton.
 North Halsted—2454-2458 North Halsted street; William J. Becklenberg.
 Norwood Park—6040 Avondale avenue; Stanley C. de Long.
 Ogden Park Station—1714 and 1716 West 63d street; Albert L. Anderson.
 Pilsen—1507-1509 West 18th street; Joseph H. Richak.
 Pullman—4 Arcade building; Gustav A. Ernst.
 Ravenswood—4202 West Ravenswood Park; Redmond P. Hogan.
 Riverdale—13565 Indiana avenue; Jeremiah F. Collins.
 Rogers Park—7001 North Clark street; George Bartlett.
 South Chicago—9210 Commercial avenue; Patrick T. O'Sullivan.
 Stockyards—4193 Halsted street; Henry C. Smale.
 Twentieth Street Station—1927 Indiana avenue; Thomas A. Kenny.
 Washington Heights—1260 West 103d street; William D. Giesman.
 West Pullman—12905 Halsted street; Frank M. Turner.
 Wicker Park—1633-1645 Milwaukee avenue; C. W. Worthington.

STATIONS WITHOUT CARRIERS.

Masonic Temple—159 North State street; Laurence J. P. White.
 South Water—207 North LaSalle street; H. H. Henshaw.
 Stock Exchange—30 North LaSalle street; Cassius C. Roberts.
 Sheridan Park—William L. Blood.
 In addition to the above there are 286 numbered stations served from the carrier stations and each with a clerk in charge.
 There are 3,921 clerks in the general postoffice and stations and 2,039 carriers, including collectors.

COLLECTIONS AND DELIVERIES.

In the downtown district there are twenty-six collections of mail matter between 7 a. m. and 11 p. m.; in the outlying districts there are from four to twelve collections. Mail is delivered six times a day in the business district and three times in the outlying districts.

Special delivery letters are delivered in the central postoffice district between 7 a. m. and 11 p. m. and from stations within their respective districts between 7 a. m. and 6 p. m. Special delivery mail received in special delivery section which can reach the point of delivery up to approximately 11 p. m. daily will be given service throughout the city.

In the district bounded by the Chicago river on the north and west, and on the south by 12th street, hotels, clubs, newspapers, telegraph offices and undertakers have all-night service.

POSTAL RECEIPTS.

Fiscal year 1913.

Stamps	\$19,556,623.56
Postal cards	935,670.09
Envelopes	1,208,595.34
Second-class postage	935,672.59
Third and fourth class postage	830,233.99
Postage due	111,603.65
Box rent, waste paper, etc.	21,478.81

Total\$23,597,878.03
 Increase over 1912, \$2,971,282.26 or 13 41-100 per cent.

REGISTERED MAIL.

Fiscal year 1913.

Letters registered with fee prepaid	1,406,359
Parcels registered with fee prepaid	526,385
Registered letters received for delivery	2,471,776
Registered parcels received for delivery	401,475
Official registered fee prepaid	23,960
Distribution, foreign mail re-registered free, forwarded, returned, misssent and dead letters	329,846
Exchange office articles received in transit	58,253

Registered jackets and sack jackets received and opened.....	123,455
Registered jackets and sack jackets made up and dispatched.....	23,085
Through registered pouches and inner sacks received.....	95,982
Through registered pouches and inner sacks made up and dispatched.....	95,766
Official letters and parcels registered free..	209,683

Total number of registered articles handled, 5,766,030
MONEY-ORDER BUSINESS (MAIN OFFICE).

Fiscal year 1913.

Domestic orders paid (20,009,204),	\$11,665,709.61.
International orders paid (43,835),	\$1,096,566.91.
Domestic orders issued (164,564),	\$1,953,498.87.
International orders issued (38,417),	\$818,010.61.
Total fees (domestic),	\$12,277.78.
Total fees (international),	\$12,059.60.
Certificates of deposit issued (156,930),	\$125,858,575.62.
Transferred to credit postmaster-general,	\$22,820,000.
Transferred to stations account,	\$359,250.
Auditor's circulars,	\$2,680.73.
P. M. drafts on New York,	\$350,000.

STATIONS, 1913.

Number of domestic orders issued,	1,208,136.
Amount received for domestic orders issued (including fees),	\$10,369,323.88.
Increase in transactions (domestic),	6.93 per cent.
Increase in amount (domestic),	5.51 per cent.
Number of international orders issued,	206,917.
Amount received for international orders issued (including fees),	\$4,355,076.50.
Increase in transactions (international),	1.58 per cent.
Decrease in amount (international),	0.39 per cent.

DELIVERY DIVISION.

Amount of mail matter of all classes received for delivery during the fiscal year ended June 30, 1913:	
Mail letters, 287,171,762.	
Local letters, 234,958,715.	
Mail letters received at stations, 123,073,612.	
Local letters received at stations, 100,636,592.	
Total number of letters, 745,900,681.	
Newspapers, circulars, etc., 152,363,639.	
Grand total of all classes of matter received for delivery, 898,264,320.	

MAILING DIVISION.

Mails handled in the mailing division during the fiscal year ended June 30, 1913:

	Pounds.	Pieces.
Letters	23,623,411	1,110,300,320
Specials	32,595	814,891
Nixies*	524,143	13,103,699
Second class.....	93,367,259	373,469,030
Third and fourth class.....	82,400,320	329,601,280
Total	199,947,728	1,827,289,126
Increase	11,704,879	133,353,954
Percentage increase in weight, 6.22.		
Percentage increase in pieces, 7.87.		
Proportion of errors in handling mail, .006.		
*Mail received with insufficient postage or mis-directed.		

POSTAL SAVINGS BANK.

The postal savings bank was opened at the main postoffice, Chicago, Aug. 1, 1911. Any one 10 years old or over may open an account. No account may be opened for less than \$1, nor will fractions of a dollar be accepted for deposit. No person is permitted to deposit more than \$100 in any one calendar month, nor to have a total balance to his credit at one time of more than \$500, exclusive of accumulated interest.

Deposits are evidenced by postal savings certificates issued in denominations of \$1, \$2, \$5, \$10, \$20, \$50 and \$100.

Depositors of the postal savings system by applying therefor thirty days in advance may exchange the whole or a part of their deposits on Jan. 1 or July 1 of each year for United States registered or coupon bonds in denominations of \$20, \$100 and \$500, bearing interest at the rate of 2½ per cent per annum, payable semiannually, and redeemable at the pleasure of the United States after one year from the date of issue, both principal and interest payable twenty years from that date in United States gold coin.

Postal savings banks have also been established at the following postal stations: Armour, Auburn Park, Austin, C. Carpenter street, Chicago Lawn, Cragin, D. Dauphin Park, Douglas park, Eastside, Edgewater, Elsdon, Englewood, 51st street, Garfield park, Grand Crossing, Hawthorne, Hegewisch, Hyde Park, Irving Park, Jackson park, Jefferson, Lake View, Lincoln park, Logan square, M. McKinley park, North Halsted, Norwood Park, Ogden park, Pilsen, Pullman, Ravenswood, Riverdale, Rogers Park, South Chicago, Stockyards, 20th street, Washington Heights, West Pullman, Wicker Park and at Morgan Park, branch postoffice.

MAIL TIME FROM CHICAGO TO PRINCIPAL CITIES.

Cities.	Hours.	Cities.	Hours.	Cities.	Hours.
Atlanta, Ga.....	22	Little Rock, Ark.....	24	Portland, Me.....	33
Baltimore, Md.....	23	Los Angeles, Cal.....	66	Portland, Ore.....	75
Boston, Mass.....	27	Louisville, Ky.....	10	Providence, R. I.....	28
Buffalo, N. Y.....	12	Memphis, Tenn.....	16	Quebec, Can.....	47
Charleston, S. C.....	33	Mexico City, Mexico.....	120	Richmond, Va.....	26
Chihuahua, Mexico.....	72	Milwaukee, Wis.....	2	St. Louis, Mo.....	8
Cincinnati, O.....	10	Minneapolis, Minn.....	12	St. Paul, Minn.....	11
Cleveland, O.....	9	Mobile, Ala.....	27	Salt Lake City, Utah.....	46
Denver, Col.....	28	Monterey, Mexico.....	36	San Antonio, Tex.....	50
Des Moines, Iowa.....	9	Montreal, Can.....	27	San Francisco, Cal.....	75
Detroit, Mich.....	7	Newark, N. J.....	25	Seattle, Wash.....	75
Guadalajara, Mexico.....	120	New Haven, Conn.....	30	Toronto, Ont.....	18
Halifax, N. S.....	60	New Orleans, La.....	23	Vancouver, B. C.....	32
Houston, Tex.....	49	New York, N. Y.....	24	Washington, D. C.....	24
Indianapolis, Ind.....	5	Omaha, Neb.....	12	Wheeling, W. Va.....	15
Jacksonville, Fla.....	37	Philadelphia, Pa.....	22	Winnipeg, Man.....	29
Kansas City, Mo.....	11	Pittsburgh, Pa.....	13		

Note—Certain limited trains make the time to New York, 18; Philadelphia, 17; Pittsburgh, 9, and Baltimore, 21 hours; Boston, 24; Newark, N. J., 13; Washington, D. C., 22.

MAIL TIME FROM NEW YORK TO FOREIGN CITIES.

Distances via postal routes in statute miles. Time given makes liberal allowance for delays. To get time and distance from Chicago add one day and 912 miles if via London and subtract one day and 912 miles if via San Francisco; via New Orleans the time is about one day less from Chicago to points in Central America. From table prepared by postoffice department.

Place.	Days.	Miles.	Place.	Days.	Miles.	Place.	Days.	Miles.
Adelaide, via San Francisco.....	34	12,845	Auckland, N. Z., via San Francisco.....	19	10,120	Barcelona, via London.....	10	4,790
Alexandria, Egypt, via London.....	13	6,150	Basel, via London.....	9	4,420	Batavia, via London.....	34	12,890
Amsterdam, via London.....	9	3,985	Bangkok, via London.....	41	13,125	Berlin, via London.....	9	4,435
Antwerp, via London.....	9	4,090	Bangkok, via San Francisco.....	43	12,990	Bern, via London.....	9	4,990
Athens, via London.....	12	5,655	Barbados, W. I.....	8	2,145	Bombay, via London.....	24	9,765
						Bremen, via London.....	8	4,235
						Brindisi, via London.....	10	5,205

Place.	Days.	Miles.	Place.	Days.	Miles.	Place.	Days.	Miles.
Brussels, via London.....	9	3,975	Gibraltar, via London.....	11	5,150	Iceland, via London.....	18	5,350
Budapest, via London.....	10	4,910	Glasgow	10	3,370	Kingston, Jamaica.....	5	1,320
Buenos Aires.....	26	8,045	Gotenbourg, via London. 9	4,755	Lisbon, via London.....	10	5,335	
Cadiz, via London.....	10	5,375	Guatemala City, via New Orleans.....	7	2,645	Liverpool	8	3,540
Cairo, Egypt, via London.12	6,280	Hague, The, via London 9	3,950	London	8	3,740		
Calcutta, via London.....	26	11,120	Hamburg, direct.....	9	4,820	Lyons, via London.....	9	4,340
Callao, via Panama.....	22	4,145	Hamilton, Bermuda.....	2	780	Madrid, via London.....	9	4,925
Cape Town, via London.....	27	11,245	Havana	3	1,368	Marseilles, via London. 9	4,560	
Christiania, via London.10	4,650	Havre, direct.....	8	3,940	Melbourne, via San Fran- cisco	26	12,265	
Colon, Panama.....	6	2,281	Hongkong, via San Fran- cisco	25	10,590	Montevideo	25	7,165
Constantinople, via Lon- don.....	11	5,810	Honolulu, via San Fran- cisco	13	5,645	Moscow, via London.....	10	5,335
Dresden, via London.....	9	4,555			Munich, via London.....	9	4,610	
Genoa, via London.....	9	4,615						

PROGRESS OF CHICAGO SINCE 1850.

(For corresponding data for 1913 consult index.)

	1850.	1860.	1870.	1880.	1890.	1900.	1910.
Areasq.miles	14.0	17.9	35.6	35.6	179.1	190.6	191.3
Population	28,269	109,206	298,977	508,298	1,099,850	1,698,579	2,185,283
Valuationdols.	7,220,249	37,053,512	275,986,550	117,133,726	219,354,368	276,565,880	*848,994,536
Tax levy.....dols.	25,271	373,315	4,139,799	3,899,127	9,558,335	18,384,195	23,485,593
Bonded debt.....dols.	93,395	2,336,000	11,041,000	12,752,000	13,545,400	16,328,400	26,229,642
Receipts—Flour brls.		713,348	1,766,037	3,215,389	4,338,058	9,513,591	8,006,233
Wheatbu.	1,687,465	14,927,083	17,394,409	23,541,607	14,248,770	48,048,298	27,540,100
Corn	2,869,339	15,862,394	20,189,775	97,272,844	91,387,754	134,663,456	102,592,550
Total grain.....bu.	6,928,459	37,235,027	60,432,574	165,855,370	219,052,518	349,637,295	294,858,724
CattleNo.			532,964	1,382,477	3,484,280	3,089,206	3,052,953
Shipments—							
Flourbrls.	100,871	698,132	1,705,977	2,862,737	4,134,586	7,396,697	7,638,351
Wheat	833,644	12,402,197	16,432,585	22,798,288	11,975,276	36,649,956	18,679,100
Corn	262,013	13,700,113	17,777,377	93,572,634	90,574,379	111,039,653	73,623,100
Total grain.....bu.	1,820,968	31,108,759	54,745,903	154,377,115	204,674,918	265,552,246	214,601,080
Hogs packed.....No.	20,000	151,339	588,149	4,680,637	4,473,467	7,119,440	5,161,552
Imports, value, dols.			6,955,234	6,416,969	15,406,786	15,441,320	28,281,331
Vessel arrivals.....tons			3,049,265	4,616,969	5,138,253	7,044,995	9,439,074
Clearances.....tons			2,983,942	4,537,382	5,150,665	7,141,105	9,470,572
Manufactures, value							
.....dols.	20,000,000	92,518,742	249,022,948	664,567,927	888,945,311	†1,281,313,000	
Bank clearings.....dols.			810,676,036	1,725,684,894	4,093,145,904	6,799,535,598	13,939,689,984.43
Internal revenue col- lectionsdols.			8,395,132	8,936,615	13,518,996	13,391,410	11,652,567.87
National bank depos- itsdols.			16,774,514	{ 64,764,000 }	105,785,470	231,386,146	403,941,474
State bank depositsdols.			1,071,842	1,446,014	41,670,296	158,238,138	430,468,405
Postoffice rcpts.....dols.					3,318,989	7,063,704	18,502,854
Water used per daygals.	590,000	4,703,525	21,766,260	57,384,376	152,372,288	322,599,630	517,117,000
Pipemiles	30.0	91.0	272.4	455.4	1,205.0	1,872.0	2,272
Revenuedols.		131,162	539,180	865,618	2,109,508	3,250,810	5,685,006
PolicemenNo.	9	100	274	473	1,900	2,800	4,260
SchoolsNo.	7	14	59	73	238	329	280
TeachersNo.	35	123	572	898	2,711	5,321	6,353
PupilsNo.	3,000	14,199	40,832	59,562	135,641	266,861	300,893

*One-third of full value. †In 1909.

CHICAGO JUVENILE COURT PROCEEDINGS.

	1910.	1911.	1912.	Dec.1, 1907.	Dec.1, 1908.	Dec.1, 1909.	Dec.1, 1910.	Dec.1, 1911.	Dec.1, 1912.
Delinquent boys in court.....	1,161	1,320	1,105	396	396	325	294	351	397
Delinquent girls in court.....	475	483	597	396	236	325	294	351	397
Dependent boys in court.....	961	1,076	1,393	396	236	325	294	351	397
Dependent girls in court.....	689	920	1,255	396	236	325	294	351	397
Delinquents put on probation.....	709	715	818	2,936	2,115	1,608	1,375	1,243	1,189
Dependents put on probation.....	452	779	599	3,294	2,758	1,802	1,585	1,556	1,437
Delinquents sent to institutions.....	741	847	611	1,201	987	955	938	1,206	1,184
Dependents sent to institutions.....	1,075	1,068	1,422	1,201	987	955	938	1,206	1,184
Delinquents dismissed.....	171	203	178	4,495	3,345	2,757	2,523	2,762	2,631
Dependents dismissed.....	68	107	107						
Boys held to grand jury.....		2	2						
TOTAL CHILDREN ON PROBATION.									
	Dec.1, 1907.	Dec.1, 1908.	Dec.1, 1909.	Dec.1, 1910.	Dec.1, 1911.	Dec.1, 1912.			
Dependent boys.....	754	579	549	504	644	644			
Dependent girls.....	805	651	630	644	855	802			
Total	1,559	1,230	1,179	1,148	1,519	1,442			
JUVENTILE DETENTION HOME.									
Year ended Nov. 30, 1912.									
Delinquent boys received.....									2,658
Delinquent girls received.....									566
Dependent boys received.....									455
Dependent girls received.....									354
Total number received.....									4,033
Daily average population.....									80
Total meals for children.....									87,036

RULER OF ALBANIA CHOSEN.

Prince Albert of Wied was selected by the powers in December, 1913, to be king of Albania, the new autonomous state created as a result of the war of the Balkan states against Turkey. The

new king is 41 years old, is a nephew of Carmen Sylva, queen of Roumania, and was married in 1898 to Princess Pauline of Wurttemberg.

POLICE DISTRICTS, PRECINCTS AND STATIONS.

General headquarters in city hall.

Chicago is divided for police purposes into twenty-two districts and forty-four precincts, as follows:

Dist. Prec.	Station.
1.....1.....	*180 North LaSalle street.
2.....2.....	*625 South Clark street.
3.....3.....	*210 West 22d street.
4.....4.....	2523 Cottage Grove avenue.
4.....5.....	454 East 35th street.
6.....6.....	*740 West 35th street.
5.....7.....	*2913 Loomis street.
6.....8.....	*3900 South California avenue.
5.....10.....	*5233 Lake avenue.
11.....11.....	5001 South State street.
7.....12.....	*6346 Jefferson avenue.
13.....13.....	824 East 75th street.
14.....14.....	200 East 115th street.
8.....15.....	*2935 East 89th street.
16.....16.....	3525 East 106th street.
9.....17.....	*6347 Wentworth avenue.
18.....18.....	8501 South Green street.
10.....19.....	*4736 South Halsted street.
20.....20.....	1700 West 47th street.
11.....21.....	*943 Maxwell street.
22.....22.....	2075 Canaiport avenue.

Dist. Prec.	Station.
12.....23.....	*1700 West 21st place.
25.....25.....	2656 South Lawdale avenue.
13.....24.....	2250 West 13th street.
26.....26.....	*4001 Fillmore street.
14.....27.....	*120 North Desplaines street.
28.....28.....	1637 West Lake street.
15.....29.....	*2433 Warren avenue.
30.....30.....	4250 West Lake street.
31.....31.....	5610 West Lake street.
16.....32.....	*1123 West Chicago avenue.
33.....33.....	1312 West North avenue.
17.....34.....	2256 West North avenue.
35.....35.....	*2138 North California avenue.
18.....36.....	*3973 Milwaukee avenue.
37.....37.....	4905 Grand avenue.
19.....38.....	*113 West Chicago avenue.
39.....39.....	1501 Hudson avenue.
20.....40.....	2126 North Halsted street.
41.....41.....	*2742 Sheffield avenue.
21.....42.....	*3600 North Halsted street.
43.....43.....	3801 North Robey street.
22.....44.....	*1940 Foster avenue.
45.....45.....	7075 North Clark street.

*District headquarters.

WORK OF THE POLICE DEPARTMENT (1912).

PERSONS ARRAIGNED IN COURT.

	Male.	Female.	Total.
Total number.....	74,292	9,561	83,852
Married.....	24,822	3,129	27,951
Single.....	49,470	6,432	55,902
Under 16.....	59	12	69
From 16 to 20.....	10,200	717	10,917
From 20 to 25.....	17,826	2,705	20,531
From 25 to 30.....	14,593	2,145	16,738
From 30 to 40.....	18,069	2,585	20,654
From 40 to 50.....	9,039	993	10,032
From 50 to 60.....	3,439	276	3,715
Over 60.....	1,069	130	1,197

OCCUPATION OF PRISONERS.

Actors.....	177	Machinists.....	1,510
Agents.....	776	Masons.....	325
Artists.....	14	Merchants.....	962
Attorneys.....	102	Midwives.....	13
Bakers.....	359	Milkmen.....	88
Barbers.....	529	Miners.....	20
Barkeepers.....	822	Molders.....	254
Billposters.....	25	Musicians.....	227
Blaeksmiths.....	223	No occupation.....	10,195
Boilermakers.....	138	Painters.....	1,246
Brokers.....	109	Patternmakers.....	7
Butchers.....	556	Peddlers.....	2,376
Carpenters.....	1,162	Physicians.....	318
Chauffeurs.....	4,079	Plasterers.....	173
Cigarmakers.....	192	Plumbers.....	391
Clergymen.....	19	Policemen.....	26
Clerks.....	4,139	Porters.....	1,131
Confectioners.....	46	Printers.....	718
Cooks.....	608	Prostitutes.....	648
Dentists.....	62	Roofers.....	107
Detectives.....	20	Sailors.....	187
Draftsmen.....	70	Salesmen.....	1,686
Druglists.....	98	Saloonkeepers.....	838
Electricians.....	584	Servants.....	413
Engineers.....	401	Shoemakers.....	211
Farmers.....	172	Soldiers.....	23
Floremen.....	305	Steamfitters.....	355
Florists.....	44	Stock dealers.....	7
Grocers.....	219	Stoncutters.....	22
Harnessmakers.....	37	Street car employes.....	201
Horseshoers.....	107	Students.....	269
Housekeepers.....	3,774	Tailors.....	923
Janitors.....	555	Teamsters.....	6,693
Jewelers.....	87	Tinsmiths.....	127
Junk dealers.....	119	Undertakers.....	43
Laborers.....	18,257	Upholsters.....	40
Lathers.....	68	Wagonmakers.....	17
Letter carriers.....	23	Watchmen.....	212
Liverymen.....	40	Other occupations.....	11,685

NATIVITY OF PRISONERS.

	1912.	1911.	1910.	1909.	1908.	1907.
American.....	46,773	42,729	40,395	36,174	33,627	31,084
Colored.....	6,603	5,949	5,434	4,852	3,871	4,653

	1912.	1911.	1910.	1909.	1908.	1907.
Austrian.....	1,040	1,817	1,808	1,486	998	896
Bohemian.....	909	1,050	1,320	1,051	1,044	1,067
Canadian.....	504	537	552	493	435	478
Chinese.....	456	245	83	134	168	187
Danish.....	350	356	280	293	258	228
English.....	566	667	655	593	517	485
French.....	223	236	189	220	205	199
German.....	4,975	4,645	4,071	4,314	4,370	4,001
Irish.....	1,889	1,793	1,391	997	1,069	899
Hollander.....	85	128	144	149	103	110
Italian.....	2,632	2,768	2,805	1,831	1,761	1,416
Irish.....	2,687	2,479	2,666	2,334	2,147	2,303
Norwegian.....	530	598	657	550	568	506
Polish.....	5,430	6,728	6,527	5,180	5,459	4,572
Russian.....	3,411	3,655	3,326	2,557	2,319	1,927
Scotch.....	377	335	354	300	251	215
Swedish.....	1,541	1,460	1,589	1,368	1,164	1,223
Swiss.....	74	63	65	68	64	61
Others.....	2,987	2,411	2,320	1,792	2,987	1,492

DISPOSITION OF CASES IN MUNICIPAL COURTS.

Held to grand jury.....	2,725
Held to Juvenile court.....	24
Sentenced to county jail.....	128
Sentenced to house of correction.....	1,209
Sentenced to other institutions.....	3
Fined.....	27,448
Paroled.....	701
Released on peace bonds.....	88
Ordered to make weekly payments.....	910
Discharged.....	48,563
Stricken from docket.....	3,415
Otherwise disposed of.....	167
Total.....	85,381

CLASSIFICATION OF CHARGES.

	1912.	1911.	1910.	1909.	1908.
Abandonment of child.....	11	1	2	6	2
Abduction.....	36	22	23	18	26
Abortion.....	25	17	10	17	16
Arson or attempt to commit arson.....	73	100	45	13	21
Bigamy.....	35	21	26	26	20
Burglary.....	1,012	1,183	1,124	1,229	1,634
Burglary, attempt to commit.....	81	87	58	73	83
Children, crime against.....	109	80	78	77
Children, contributing to delinquency of.....	821	666	692	523
Confidence game.....	740	611	599	621	647
Conspiracy.....	29	53	38	45
Counterfeiting.....	3	7	5	8
Embezzlement.....	167	272	234	230	137
Forgery.....	89	87	59	74	89
Having burglars' tools.....	23	5	3	8

	1912.	1911.	1910.	1909.	1908.
Kidnaping	9	18	27	14	9
Larceny and larceny as bailee	4,138	3,977	4,007	4,369	5,224
Larceny, accessory to	41	35	23	40	19
Larceny, attempt to commit	19	18	11	13
Malevolent mischief.....	227	212	219	264	231
Manslaughter	31	33	20	22	18
Mayhem	16	25	20	18	27
Murder	170	88	61	73	53
Murder, accessory to	13	15	22	13	10
Murder, assault to commit	238	391	312	261	323
Perjury	53	16	9	19	19
Receiv'g stolen prop'y	240	389	413	465	429
Robbery	866	852	679	507	709
Robbery, accessory to	16	18	23	9	17
Robbery, assault to commit	224	138	105	165	142
MISDEMEANOR.					
Abandonment of wife or children.....	1,017	1,104	1,076	932	965
Assault	1,241	875	714	682	730

	1912.	1911.	1910.	1909.	1908.
Assault with deadly weapon	1,128	1,193	1,080	993	1,036
Carrying concealed weapon	1,129	1,203	970	836	948
Compounding a felony	1	4	3	28
Cruelty to animals.....	212	100	368	289	350
Cruelty to children....	1	12	14	11	26
Disorderly conduct.....	43,635	49,384	51,791	43,398	40,875
Gaming devices, hav'g	3	29	35	94	112
Gaming house, inn. of	2,112	2,579	1,230	1,531	1,671
Gaming house, kprs. of	2,318	330	386	505	454
Intimidation	10	24	6	5	4
Imperson'g an officer	53	43	54	65	60
Opium den, inn. of	358	34	37	102	176
Resisting an officer.....	133	350	359	348	372
Riot	10	18	16	5	32
Selling liquor to mi- norors or drunkards... ..	20	32	79	158	160
Vagrancy	850	795	1,572	1,040	1,196
Total*	86,950	84,838	81,269	70,575	68,220

*Including crimes not specified in above list.

SUMMARY OF POLICE WORK BY YEARS.

Year.	No. officers and men.	Arrests.*	Fines imposed.	Property recovered.	Salaries.	Miscellaneous expenditures.	Total expenditure.
1886.....	1,032	44,261	\$202,036.00	\$149,988.52	\$1,084,259.25	\$108,510.31	\$1,192,769.56
1887.....	1,145	46,505	259,249.00	168,023.03	1,199,022.28	106,539.79	1,305,562.07
1888.....	1,255	60,432	305,176.00	193,141.67	1,297,379.20	177,756.12	1,475,135.32
1889.....	1,624	48,119	275,925.00	206,822.12	1,432,189.25	170,405.35	1,602,594.60
1890.....	1,900	62,230	363,938.00	228,885.73	2,066,308.92	133,818.04	2,200,126.96
1891.....	2,306	70,650	464,850.02	309,585.45	2,485,981.24	136,067.21	2,622,048.45
1892.....	2,726	89,833	615,822.10	319,305.00	2,822,220.27	212,223.65	3,035,403.92
1893.....	3,189	96,676	523,359.00	294,129.83	3,287,530.84	263,026.86	3,550,557.70
1894.....	3,188	88,323	452,340.00	392,082.14	3,433,129.30	210,806.87	3,643,936.17
1895.....	2,850	83,464	301,555.00	360,358.82	3,253,195.20	166,619.60	3,419,814.80
1896.....	3,033	96,847	300,319.00	429,882.00	3,150,569.19	153,839.58	3,304,408.77
1897.....	3,551	83,680	216,284.00	390,628.89	3,290,419.66	167,163.69	3,457,583.35
1898.....	3,594	77,441	212,056.00	372,934.73	3,281,092.08	160,777.77	3,441,869.86
1899.....	3,267	71,349	203,687.00	339,914.59	3,257,256.17	181,318.28	3,438,574.45
1900.....	3,314	70,438	219,902.00	414,181.37	3,230,627.63	154,532.41	3,385,160.04
1901.....	2,782	69,440	258,060.00	381,654.45	3,260,608.80	148,398.15	3,409,006.95
1902.....	2,732	70,314	245,440.00	436,792.73	3,179,948.96	158,833.67	3,338,732.63
1903.....	2,773	77,763	330,026.00	392,181.63	3,420,079.32	149,337.85	3,569,477.77
1904.....	2,676	79,026	393,003.00	298,696.07	3,363,059.47	182,882.36	3,545,941.83
1905.....	2,590	82,572	440,021.00	382,159.61	3,551,447.60	409,826.87	3,961,274.37
1906.....	3,578	91,471	527,450.00	545,043.35	3,796,430.94	274,771.42	4,071,202.46
1907.....	4,110	63,132	477,069.00	498,571.63	4,822,509.36	555,600.65	5,388,110.01
1908.....	4,293	68,220	384,518.00	668,285.17	5,407,117.87	296,739.46	5,703,917.33
1909.....	4,706	70,575	364,509.00	735,957.75	5,544,545.88	266,072.89	5,810,618.57
1910.....	4,260	81,269	441,232.00	1,148,851.00	5,611,840.47	213,614.40	5,825,454.87
1911.....	4,437	84,838	531,316.00	1,634,148.46	5,846,167.52	295,464.80	6,141,632.32
1912.....	4,436	86,950	539,615.00	1,762,599.26	6,343,897.35	293,554.63	6,637,451.98

*Charges brought.

EXECUTIONS IN COOK COUNTY.

John Stone.....	July 10, 1840	George H. Painter.....	Jan. 26, 1894	George Dolinski.....	Oct. 11, 1901
William Jackson.....	June 19, 1857	Thomas ("Buff") Higgins.....	Louis G. Toombs.....	Aug. 8, 1902
Albert Staub.....	April 20, 1858	March 23, 1894	Louis Pesant.....	April 15, 1904
Michael McNamee.....	May 6, 1859	Patrick E. J. Prendergast.....	Peter Niedemeyer.....	April 22, 1904
Walter Fleming.....	Dec. 15, 1865	July 13, 1894	Gustav Marx.....	April 22, 1904
Jerry Corbett.....	Dec. 15, 1865	Harry ("Butch") Lyons.....	Harvey Van Dine.....	April 22, 1904
George Driver.....	March 14, 1873	Oct. 11, 1895	Frank Lewandowski.....	Sept. 20, 1904
Chris Rafferty.....	Feb. 27, 1874	Henry Foster (col.).....	Jan. 24, 1896	John Johnson.....	Jan. 20, 1905
George Sherry.....	June 21, 1878	Alfred C. Fields (col.).....	May 15, 1896	Robert E. Newcomb.....	Feb. 16, 1906
Jeremiah Connolly.....	June 21, 1878	Joseph Windrath.....	June 5, 1896	John Miller.....	Feb. 16, 1906
James Tracey.....	Sept. 15, 1882	Julius Manow.....	Oct. 30, 1896	Johann Hoch.....	Feb. 23, 1906
Isaac Jacobson.....	Sept. 19, 1884	Daniel McCarthy.....	Feb. 19, 1897	Richard G. Irens.....	June 22, 1906
Ignazio Sylvestri.....	Nov. 14, 1885	John Lattimore (col.).....	May 28, 1897	Daniel Francis (col.).....	Oct. 12, 1906
Agostino Gillardo.....	Nov. 14, 1885	Wm. T. Powers (col.).....	May 28, 1897	Richard Walton (col.).....	Dec. 13, 1907
Giovanni Azzaro.....	Nov. 14, 1885	Chris Merry.....	April 22, 1898	William Johnson (col.).....	Oct. 22, 1909
Frank Mulkowski.....	March 26, 1886	John Druggan.....	Oct. 14, 1898	Fwald Shblawski.....	Feb. 16, 1912
Albert Parsons.....	Nov. 11, 1887	George H. Jacks.....	Oct. 14, 1898	Frank Shblawski.....	Feb. 16, 1912
August Spies.....	Nov. 11, 1887	Robert Howard (col.).....	Feb. 17, 1899	Philip Sommerling.....	Feb. 16, 1912
George Engel.....	Nov. 11, 1887	August A. Becker.....	Nov. 10, 1899	Thomas Schultz.....	Feb. 16, 1912
Zephyr Davis (col.).....	May 12, 1888	Michael E. Rollinger.....	Nov. 17, 1899	Thos. Jennings (col.).....	Feb. 16, 1912

John Stone was executed publicly on the prairie on the south side. William Jackson and Albert Staub were also executed publicly, but on the west side. After that executions were private and took place in the courthouse until 1878, since which time they have taken place in the county

fall on the north side. Rafferty was hanged in Waukegan for murder in Chicago. All the executions have been on Fridays except those of Sylvestri, Gillardo, Azzaro and Zephyr Davis, which occurred on Saturdays.

COST OF ELECTIONS IN CHICAGO AND COOK COUNTY.

[From a report prepared by the Chicago Bureau of Public Efficiency.]

Election costs for Chicago and Cook county almost reached the \$1,000,000 mark in 1912. In 1896 expenditures for election purposes in the city of Chicago and town of Cicero amounted to \$288,281.36. In 1912 the corresponding figures were \$904,139.89. The election expenses paid by Cook county for 1912 for the portion of the county outside Chicago and Cicero aggregated \$31,050.25, making the total of direct expenditures for the territory comprising the entire county, \$935,230.14.

COST OF A CITY PRIMARY.

Pay of judges and clerks.....	\$33,225
Rental of polling places.....	9,503
Printing ballots.....	4,000
Cartage.....	2,000
Legal advertising.....	1,000

Total direct expenditure..... 49,728

Note—The pay of judges and clerks is based upon a total of 1,329 precincts at \$25 for each precinct. The number of precincts now is 1,266. The number of polling places is correspondingly reduced.

The cost of a judicial primary is about \$55,728. The cost of a judicial election is practically the same.

COST OF A CITY ELECTION.

The pay of judges and clerks in a city election is for each precinct:

Election day.....	\$25
Registration day.....	25
Canvass (two clerks).....	10
Revision night.....	25

Total.....	85
Total 1,329 precincts.....	112,965
Rental polling places.....	20,135
Printing ballots.....	4,000
Cartage.....	2,000
Legal advertising.....	1,000

Total direct.....140,100

A biennial November election is more expensive than a city election because it involves two registration days instead of one, and larger bills for printing.

EXPENSES IN ELECTIONS SINCE 1895.

For territory under jurisdiction of the board of election commissioners—the city of Chicago and town of Cicero.

Administration.	Election.	Primary.	Total.
1895.....	\$76,799.24	\$174,241.62	\$251,040.86
1896.....	100,458.77	187,822.59	288,281.36
1897.....	103,426.48	164,261.77	267,688.25
1898.....	129,432.50	306,576.52	\$42,700.71
1899.....	114,470.30	139,320.12	18,977.89
1900.....	151,442.72	300,924.77	44,617.29
1901.....	98,048.74	156,355.68	57,963.46
1902.....	111,687.64	327,726.95	56,492.99
1903.....	105,348.47	193,536.36	26,216.06
1904.....	129,600.77	337,309.65	48,931.69
1905.....	127,418.92	295,914.90	67,963.46
1906.....	148,522.65	373,063.54	92,853.37
1907.....	134,715.89	288,502.33	30,684.38
1908.....	180,506.10	348,083.40	76,643.27
1909.....	165,286.69	219,409.59	91,221.79
1910.....	181,967.91	353,988.82	77,493.73
1911.....	207,455.84	368,503.20	98,096.26
1912.....	224,346.90	384,736.34	106,357.55

*\$188,500.00 for voting machines.

DISTRIBUTION OF EXPENSES.

The cost of maintaining the election machinery for the territory under the jurisdiction of the board

of election commissioners—Chicago and Cicero—is apportioned among the governing authorities affected—Cook county, city of Chicago and town of Cicero. The county pays the salaries of the three election commissioners and their chief clerk and assistant chief clerk. Chicago and Cicero pay the other expenses of administering the office of the board of election commissioners. Chicago meets the expenses of the actual holding of elections which are directly chargeable to it. Cicero does likewise.

The county, besides paying its share of the cost of holding elections within the territory subject to the jurisdiction of the board of election commissioners, pays the expense of general elections and primaries for the portion of Cook county outside the jurisdiction of the election commissioners.

For municipal elections in Chicago, the city pays for the printing and delivery of ballots and cards of instructions. For other elections these expenses are borne by the county. For city elections, the salaries of judges and clerks are paid by the city; for other elections, the county pays these bills. The city pays the rent of the polling places within the city in all cases. Cicero pays like expenses for precincts within the town.

ELECTION CALENDAR UP TO 1919.

- 1914—City primaries in February.
Registration, canvass and revision days in March.
City election in April.
General primaries in April.
Two registration days and canvass and revision days in October.
General election in November.
- 1915—City primaries in February.
Registration, canvass and revision days in March.
City election in April.
Judicial primaries in April.
Judicial election in June.
- 1916—City primaries in February.
Registration, canvass and revision days in March.
City election in April.
General primaries in April.
Two registration days and canvass and revision days in October.
General election in November.
- 1917—City primaries in February.
Registration, canvass and revision days in March.
City election in April.
Judicial primaries in April.
Judicial election in November.
- 1918—City primaries in February.
Registration, canvass and revision days in March.
City election in April.
General primaries in April.
Two registration days and canvass and revision days in October.
General election in November.
- 1919—City primaries in February.
Registration, canvass and revision days in March.
City election in April.

CONCLUSIONS OF THE BUREAU.

The enormous expenditures for election purposes are due chiefly to the large number of primaries and elections. City and judicial primaries should be abolished. Nominations for city and judicial offices should be made by petition only and party columns and party designations should be eliminated from the election ballot. An average annual saving of \$68,304 could be effected by the elimination of city and judicial primaries. The number of judicial and city elections should also be reduced. The legislature ought to remove from the existing statutes the provision making all primary and election days legal holidays.

"CLOSED" HOURS ON BRIDGES OF CHICAGO.

Following are the hours when the Bridges of Chicago are closed to river traffic: Bridges on the main river, on the south branch as far south as 12th street, inclusive, and on the north branch to Kluzie street, inclusive, 6:30 to 9 a. m. and 4:30 to 6:30 p. m.; on the north branch from Kinzie, exclusive, to Halsted street, inclusive, and on the

south branch from 12th street, exclusive, to Halsted street, inclusive, 6 to 7 a. m. and 5:30 to 6:30 p. m.; all other bridges from 6 to 7 a. m. and 6 to 7 p. m. Rush street bridge may be opened half an hour earlier in evening to admit passage of passenger boats.

BANKS AND BANK STATISTICS OF CHICAGO.

- American State—1825 Blue Island avenue; capital, \$200,000; president, John Karei; cashier, James P. Steplina.
- Ashland State—1610 West 63d street; capital, \$200,000; president, John Bain; cashier, Edward T. Barry.
- Austln State—South Park and South boulevard, Austln; capital, \$100,000; president, Charles S. Castle; cashier, Perley D. Castle.
- Bank of Montreal—108 South LaSalle; capital, \$14,400,000; manager Chicago branch, J. M. Greata.
- Calumet National—9117 Commercial avenue; capital, \$100,000; president, John Cunnea; cashier, John J. Cunnea.
- Capital State Savings—5400 North Clark street; capital, \$200,000; president, W. J. Kltingenberg; cashier, E. F. Turnbloom.
- Calumet Trust and Savings—2115 Morgan avenue; capital, \$25,000; president, Frank Nay; cashier, F. Bateman.
- Central Manufacturing District Bank—1112 West 35th street; capital, \$250,000; president, Edward E. Payne; cashier, M. A. Graettinger.
- Central Trust Company of Illinois—135 West Monroe street; capital, \$4,500,000; president, Charles G. Dawes; cashier, William R. Dawes.
- Chicago City Bank and Trust—6225 Halsted; capital, \$500,000; president, Louis Rathje; cashier, E. H. Holtorf.
- Chicago Savings and Trust—Chicago Savings Bank building, State and Madison; capital, \$1,000,000; president, Lucius Teter; cashier, Henry C. Burnett.
- Citizens' Trust and Savings—Garfield boulevard and State street; capital, \$50,000; president, Oliver F. Smith; cashier, A. H. Luken.
- Colonial Trust and Savings—137 South LaSalle; capital, \$600,000; president, L. C. Rose; cashier, R. C. Keller.
- Continental and Commercial National—72 West Adams street; capital, \$21,500,000; president, George M. Reynolds; cashier, N. R. Losch.
- Continental and Commercial Trust and Savings—Monroe and Clark; capital, \$3,000,000; president, George M. Reynolds; cashier, Charles C. Willson.
- Cook County State Savings—608 Blue Island avenue; capital, \$50,000; president, Raymond Cardona.
- Corn Exchange—LaSalle and Adams; capital, \$3,000,000; president, Ernest A. Hamill; cashier, J. Edward Maass.
- Drexel State—3946 Cottage Grove avenue; capital, \$300,000; president, Myron B. Cottrell; cashier, R. J. Neal.
- Drivers' National—4201 Halsted; capital, \$750,000; president, Edward Tilden; cashier, George M. Benedict.
- Drivers' Trust and Savings—Union stockyards; capital, \$250,000; president, William C. Cummings; cashier, Murray M. Ostott.
- Edgewater—5545 Evanston avenue; capital, \$25,000; president, W. H. Paisley; cashier, O. S. Paisley.
- Englewood State—237 West 63d; capital, \$200,000; president, John R. Burges; cashier, E. W. Stansbury.
- First National—Dearborn and Monroe; capital, \$10,000,000; president, James B. Forgan; cashier, H. A. Howland.
- First National of Englewood—349 West 63d; capital, \$150,000; president, J. J. Nichols; cashier, V. E. Nichols.
- First Trust and Savings—Dearborn and Monroe; capital, \$5,000,000; president, J. B. Forgan; cashier, Burt C. Hardenbrook.
- Foreman Bros. Banking Company—30 North LaSalle; capital, \$1,000,000; president, Edwin G. Foreman; cashier, John Terborgh.
- Fort Dearborn National—76 West Monroe; capital, \$2,000,000; president, William A. Tilden; cashier, George H. Wilson.
- Fort Dearborn Trust and Savings—76 West Monroe; capital, \$250,000; president, William A. Tilden; cashier, John E. Shea.
- Franklin Trust and Savings—Michigan avenue and 35th street; capital, \$300,000; president, S. W. Straus; cashier, Edgar F. Olson.
- Garfield Park State Savings—4004 West Madison street; capital, \$200,000; president, J. E. Decker; cashier, A. A. Marquart.
- Greenebaum Sons Bank and Trust Company—Clark and Randolph streets; capital, \$1,500,000; president, Moses E. Greenebaum; cashier, Walter J. Greenebaum.
- Guarantee Trust and Savings—835 West 63d; capital, \$200,000; president, William H. C. Stege; cashier, C. H. Dehning.
- Harris Trust and Savings—115 West Monroe; capital, \$1,500,000; president, Albert W. Harris; cashier, John S. Broeksmit.
- Hibernian Banking Association—Clark and Monroe; capital, \$2,000,000; president, George M. Reynolds; cashier, John W. MacGeagh.
- Home Bank and Trust Company—Ashland and Milwaukee avenues; capital, \$300,000; president, R. I. Terwilliger; cashier, L. H. Prybylski.
- Hyde Park State—Lake avenue and 53d street; capital, \$200,000; president, John A. Carroll; cashier, Thomas Jansen.
- Illinois State Bank of Chicago—Clark and Kinzie streets; capital, \$200,000; president, Louis Mayer; cashier, William H. Tholen.
- Illinois Trust and Savings—LaSalle and Jackson; capital, \$5,000,000; president, John J. Mitchell; cashier, Joseph I. Cooper.
- Interstate National—13304 Erie avenue (Hegewisch); capital, \$25,000; president, Lawrence Cox; cashier, William Sippel.
- Jefferson Park National—4815 Milwaukee avenue; capital, \$50,000; president, George M. Hayes; cashier, Fred H. Esdohr.
- Kaspar State—1900 Blue Island avenue; capital, \$400,000; president, William Kaspar; cashier, Joseph Sikyta.
- Kenwood Trust and Savings—Grand boulevard and 47th; capital, \$200,000; president, A. K. Brown; cashier, R. C. Kent.
- Lake View State—3160 North Clark; capital, \$200,000; president, George W. McCabe; cashier, Joseph E. Olson.
- Lake View Trust and Savings—3211 North Ashland avenue; capital, \$200,000; president, Charles Johnson; cashier, J. H. Hahn.
- LaSalle Street Trust and Savings—209 South LaSalle; capital, \$1,000,000; president, William Lorimer; cashier, Charles G. Fox.
- Lawdale National—3341 West 26th street; capital, \$50,000; president, J. Salat; cashier, Rudolph Hajtek.
- Lawdale State—3113 West 22d; capital, \$200,000; president, Frank G. Hajcek; cashier, Joseph Kopecky.
- Liberty Trust and Savings—Kedzie avenue and 12th street; capital, \$250,000; president, C. Hollenbach; cashier, J. Louis Kohn.
- Live Stock Exchange National—Union stockyards; capital, \$1,250,000; president, W. A. Heath; cashier, G. F. Emery.
- Market Trust and Savings—127 North Halsted street; capital, \$200,000; president, William Brunker; cashier, Fred S. Fulton.
- Mechanics and Traders' State—Washington boulevard and Desplaines street; capital, \$200,000; president, Calvin F. Craig; cashier, Norton F. Stone.
- Mercantile Trust and Savings—547 West Jackson boulevard; capital, \$250,000; president, Frederick H. Rawson; cashier, Harry N. Grut.
- Merchants' Loan and Trust—112 West Adams; capital, \$3,000,000; president, Orson Smith; cashier, Paul C. Peterson.
- Michigan Avenue Trust—2218 Michigan avenue; capital, \$200,000; president, Landon C. Rose; cashier, T. A. Filtz Simmons.
- Mid-City Trust and Savings—Halsted and Madison; capital, \$500,000; president, William J. Rathje; cashier, D. B. Kennedy.
- National Bank of the Republic—LaSalle and Monroe; capital, \$2,000,000; president, John A. Lynch; cashier, R. M. McKinney.
- National City—Dearborn and Monroe; capital, \$2,000,000; president, David R. Forgan; cashier, Walker G. McLauray.
- National Produce—195 North Clark; capital, \$250,000; president, Edwin L. Wagner; cashier, R. N. Ballou.

North Avenue State—North avenue and Larrabee; capital, \$200,000; president, L. C. Rose; cashier, C. E. Schick.

North Side State Savings—808 North Clark street; capital, \$200,000; president, William R. Dawes; cashier, F. H. Weibrenner.

Northern Trust—LaSalle and Monroe; capital, \$1,500,000; president, Byron L. Smith; cashier, Thomas C. King.

Northwest State—Milwaukee and North avenues; capital, \$200,000; president, Joseph R. Noel; cashier, Albert S. Boos.

Northwestern Trust and Savings—1152 Milwaukee avenue; capital, \$250,000; president, J. F. Smulski; cashier, T. M. Heinski.

Ogden Avenue State—3644 Ogden avenue; capital, \$200,000; president, Benjamin J. Glaser; cashier, Arthur C. Amser.

Old Colony Trust and Savings—37 West Van Buren street; capital, \$200,000; president, Thad H. Howe; cashier, Hugo Meyer.

Pearsons-Taft Land Credit—181 LaSalle street; capital, \$200,000; president, Oren B. Taft; cashier, H. H. Mellin.

People's Stockyards State—Ashland and 47th; capital, \$500,000; president, R. J. Schiesinger; cashier, H. C. Laycock.

People's Trust and Savings—Michigan avenue and Adams; capital, \$500,000; president, Charles H. Bosworth; cashier, E. H. Reynolds.

Pullman Trust and Savings—Pullman, Ill.; capital, \$300,000; president, Edward F. Bryant; cashier, Marcus A. Aurelius.

Ravenswood National—4600 West Ravenswood park; capital, \$50,000; president, Walter D. Rathje; cashier, George T. Keeler.

Roseland State Savings—11500 Michigan avenue; capital, \$200,000; president, John S. Runnells; cashier, David J. Harris.

Second Security Bank of Chicago—Milwaukee and Western avenues; capital, \$200,000; president, Charles H. Meyer; cashier, James B. Forgan, Jr.

Security Bank of Chicago—Milwaukee avenue and Carpenter; capital, \$400,000; president, Charles H. Meyer; cashier, R. L. Redheffer.

Sheridan Trust and Savings—4611 Evanston avenue; capital, \$200,000; president, W. J. Klingenberg; cashier, Edwin L. Read.

South Chicago Savings—3017 East 92d; capital, \$200,000; president, Ralph Van Vechten; cashier, Warren W. Smith.

South Side State—4259 Cottage Grove avenue; capital, \$200,000; president, H. W. Mahan; cashier, D. W. Cahill.

South-West Trust and Savings—35th street, Archer and Hoyne avenues; capital, \$200,000; president, Thomas J. Healy; cashier, August J. Schoenecke.

Standard Trust and Savings—29 South LaSalle; capital, \$1,000,000; president, Charles S. Castle; cashier, F. T. Joyner.

State Bank of Chicago—LaSalle and Washington; capital, \$1,500,000; president, L. A. Goddard; cashier, Henry S. Henschen.

State Bank of Italy—Halsted and Taylor; capital, \$200,000; president, P. Schiavone; cashier, E. C. Dapples.

State Bank of West Pullman—120th and Lowe; capital, \$25,000; president, C. D. Rounds; cashier, Harry Paul.

Stockmen's Trust and Savings—5425 South Halsted; capital, \$200,000; president, P. J. Harmon; cashier, E. J. A. Gold.

Stockyards Savings—4162 South Halsted; capital, \$250,000; president, C. N. Stanton; cashier, H. I. Tiffany.

Union Bank of Chicago—25 North Dearborn street; capital, \$500,000; president, Charles E. Schlytern; cashier, G. Halibom.

Union Trust—Dearborn and Madison; capital, \$1,200,000; president, F. H. Rawson; cashier, F. P. Schreiber.

Washington Park National—730 East 63d street; capital, \$100,000; president, H. W. Mahan; cashier, A. E. Olson.

Wendell State—Madison street and Ashland boulevard; capital, \$50,000; president, J. A. Wendell.

West Englewood Ashland State—1610 West 63d street; capital, \$250,000; president, John Bain; cashier, Edward C. Barry.

West Side Trust and Savings—Halsted and 12th; capital, \$400,000; president, B. S. Mayer; cashier, Charles O. Fetscher.

West Town State—2325 West Madison street; capital, \$200,000; president, Robert Forgan; cashier, Scott Ransom.

Woodlawn Trust and Savings—1204 East 63d; capital, \$200,000; president, Charles M. Poague; cashier, John W. Watson.

Chicago Clearing House Association—Northern Trust building, LaSalle and Monroe streets; president, F. H. Rawson; manager, W. D. C. Street.

*Stock of Hibernian Banking association owned by stockholders of the Continental and Commercial National bank.

CHICAGO BANK STATISTICS.

Oct. 21, 1913.

	Deposits.	Loans.	Surplus and undivided profits.
Cont'l & Com. Nat.	\$180,380,678	\$124,862,527	*\$18,941,378
First National.....	115,443,333	88,662,295	†21,386,356
Illinois Trust.....	91,705,491	58,496,247	10,007,231
Corn Exchange.....	61,654,261	41,399,115	6,568,717
Merchants' Loan.....	56,009,504	32,450,345	7,281,744
First Trust.....	54,067,994	33,391,526	3,441,710
Central Trust.....	39,292,963	28,958,022	2,211,063
Fort Dearborn Nat'l	32,843,167	24,381,059	†1,242,244
Northern Trust.....	31,488,011	19,584,607	2,960,642
Hibernian Banking.....	27,462,503	17,664,506	1,197,444
National City.....	26,495,709	17,305,946	743,099
State Bank of Chi.	24,311,678	19,576,279	2,109,291
Nat. Bank of Rep.	23,852,482	18,505,187	1,575,367
Cont'l-Com'l Trust.	20,826,054	11,081,370	1,872,864
Union Trust.....	20,521,999	13,143,397	1,657,272
Harris Trust.....	19,865,872	11,393,843	2,456,310
Foreman Bros.....	12,153,913	9,362,695	568,837
Live Stock Exch.....	10,990,640	8,116,808	179,738
Drovers' National.....	9,551,152	7,558,405	407,547
People's Trust.....	7,426,523	5,765,122	243,234
Chicago Savings.....	7,395,324	5,052,154	262,970
Colonial Trust.....	6,987,209	5,574,392	491,610
Kaspar State.....	5,351,900	4,305,061	248,484
West Side Trust.....	5,180,166	4,518,728	178,408
LaSalle Street Trust	5,068,586	4,263,398	300,669
Northwestern Trust	4,697,801	2,843,465	160,206
Standard Trust.....	4,604,846	3,265,741	424,555
People's Stock'y'ds.	4,539,406	4,097,203	173,429
Pullman Trust.....	4,296,989	2,865,501	278,844
Drovers' Trust.....	3,856,678	3,245,117	187,566
First of Englewood	3,793,867	2,093,874	243,057
Chicago City.....	3,718,433	3,132,434	408,529
Greenbaum Sons.....	3,572,646	2,767,576	285,850
Security.....	3,447,205	2,405,712	†411,798
Stockyards Savings	3,415,055	2,790,528	284,662
Ft. Dearb'n Trust.	3,115,675	1,842,433	27,414
Drexel State.....	2,924,591	2,364,539	125,426
Mid-City Trust.....	2,694,266	2,105,529	131,879
So. Chicago Sav'gs.	2,687,104	1,638,866	143,000
North Ave. State.....	2,615,457	2,215,268	104,884
National Produce.....	2,245,907	1,533,537	117,175
Lake View Trust.....	2,195,484	2,073,313	109,344
Union Bank.....	2,154,058	1,850,029	180,320
Austin State.....	2,127,632	1,071,630	740,204
Kenwood Trust.....	2,097,679	1,796,734	107,068
Northwest State.....	1,863,250	1,453,696	63,808
South Side State.....	1,830,803	1,564,456	31,142
Woodlawn Trust.....	1,748,236	1,637,244	114,059
Washington Park.....	1,532,728	1,204,305	25,308
American State.....	1,501,828	1,468,754	209,146
Mich. Ave. Trust.....	1,444,268	1,132,821	72,829
Home Bk. & Trust.	1,408,786	1,168,832	93,466
Englewood State.....	1,346,807	1,009,969	60,151
North Side State.....	1,286,520	1,186,358	19,622
Lawndale State.....	1,276,649	1,138,953	†132,466
Sheridan Trust.....	1,275,240	900,379	49,817
Calumet National.....	1,189,051	984,618	77,523
Wendell State.....	1,159,355	448,510	40,132
Mercantile Trust.....	1,150,450	1,131,221	53,426
Franklin Trust.....	1,103,962	802,799	129,510
Stockmen's Trust.....	1,091,166	901,599	56,698
Lawndale Nat'l.....	1,046,530	759,756	22,343
W. Englew'd-Ash'd	1,016,719	865,556	31,938

*Includes capital, surplus and undivided profits of Continental-Commercial Trust and Savings Bank and Hibernian Banking association. Includes capital, surplus and undivided profits of First Trust and Savings bank. Includes capital, surplus and undivided profits of Fort Dearborn Trust and Savings bank. †Includes capital, surplus and undivided

profits of Second Security bank. †Includes capital, surplus and undivided profits of Lawdate National bank.

Banks with less than \$1,000,000 reported the following amounts held Oct. 21: Austin National, \$129,999; Bowmanville National, \$158,740; Illinois State, \$176,499; Calumet Trust, \$254,984; Capital State, \$137,088; Interstate National, \$180,602; Irving Park National, \$260,731; Jefferson Park National, \$276,584; Ravenswood National, \$264,312; Rogers Park National, \$94,816; Central Manufacturing District, \$953,002; Citizens' Trust and Savings, \$552,975; Garfield Park State Savings, \$323,009; Guarantee Trust and Savings, \$663,635; Halsted Street State, \$461,338; Hyde Park State, \$669,047; Illinois State, \$177,589; Lake View State, \$622,491; Lake and State, \$99,507; Liberty Trust and Savings, \$739,702; Lincoln State, \$263,449; Market Trust and Savings, \$241,788; Mechanics and Traders', \$884,694; Ogdan Avenue State, \$285,095; Old Colony Trust and Savings, \$591,490; Pioneer State, \$248,533; Roseland State Savings, \$828,768; Second Security, \$976,939; Southwest Trust and Savings, \$653,881; State Bank of Italy, \$728,692; State Bank of West Pullman, \$400,322; West Town State, \$276,781.

CHICAGO BANK CLEARINGS.

Year.	Clearings.	Year.	Clearings.
1900.....	\$6,799,535,598.36	1907.....	12,087,647,870.08
1901.....	7,756,372,455.31	1908.....	11,853,814,943.56
1902.....	8,394,872,351.59	1909.....	13,781,843,612.86
1903.....	8,755,553,649.93	1910.....	13,939,689,984.43
1904.....	8,989,893,764.40	1911.....	13,925,709,802.79
1905.....	10,191,765,732.59	1912.....	15,380,795,541.00
1906.....	11,047,311,894.50		

CLEARINGS OF 1912 AND 1913 BY MONTHS.

	1912.	1913.
January	\$1,252,985,283	\$1,412,245,475
February	1,152,969,770	1,240,420,411
March	1,302,396,484	1,384,006,707
April	1,309,363,131	1,329,181,104
May	1,322,635,932	1,334,337,837
June	1,190,331,820	1,290,839,722
July	1,271,131,184	1,343,100,451
August	1,232,885,831	1,245,128,185
September	1,206,651,833	1,308,471,747
October	1,156,179,036	1,454,186,257
November	1,313,851,484
December	1,360,413,732
Total	15,380,795,541

CHICAGO RECEIPTS AND SHIPMENTS (1905-1912).

[From board of trade reports.]
RECEIPTS.

ARTICLE.	1905.	1906.	1907.	1908.	1909.	1910.	1911.	1912.
Pork, brls.....	12,320	5,034	13,072	9,290	24,953	5,306	9,650	9,787
Other meats, lbs.....	274,012,012	204,641,412	206,572,674	235,477,393	207,465,026	190,881,600	228,741,500	153,990,300
Lard, lbs.....	84,653,195	80,397,434	70,361,665	77,301,132	70,852,783	44,739,400	42,171,300	61,228,100
Butter, lbs.....	371,914,868	248,648,098	263,714,642	316,634,782	284,546,835	318,985,500	334,932,400	287,798,800
Wool, lbs.....	43,521,005	57,312,218	53,305,470	66,018,683	91,635,697	55,407,700	71,810,800	55,778,600
Hides, lbs.....	155,346,635	132,378,733	120,642,511	134,729,644	150,639,832	155,393,000	166,130,800	149,058,500
Flaxseed, bu.....	2,800,241	2,086,395	1,861,442	2,119,355	1,199,119	1,388,300	930,500	2,238,500
Other seeds, lbs.....	78,599,138	62,729,160	51,141,309	83,883,558	91,132,313	66,143,600	37,644,100	44,120,000
Salt, brls.....	1,984,199	1,811,380	1,908,886	1,829,300	1,728,395	1,735,825	1,659,799	2,008,694
Lumber, 1,000 ft.....	2,193,540	2,362,552	2,479,458	2,053,639	2,584,518	2,519,357	2,134,567	2,633,805
Flour, brls.....	7,944,955	9,050,329	9,435,311	9,496,037	8,586,200	8,006,283	5,859,396	7,070,898
Wheat, bu.....	26,809,012	28,249,475	24,943,690	21,168,442	26,985,116	27,540,100	37,118,100	35,914,000
Corn, bu.....	110,823,444	98,896,563	125,159,932	91,169,147	90,834,922	102,592,850	108,550,500	112,690,000
Oats, bu.....	92,486,761	89,912,881	95,906,779	92,529,017	87,884,238	101,859,800	94,099,800	118,491,300

SHIPMENTS.

Pork, brls.....	144,909	182,906	141,840	168,265	182,229	126,798	105,913	138,752
Other meats, lbs.....	754,942,165	804,642,049	753,259,255	720,804,686	720,032,586	562,203,800	550,849,300	566,627,100
Lard, lbs.....	405,629,825	421,914,539	393,629,530	402,779,483	255,052,422	368,702,900	302,699,100	259,176,100
Butter, lbs.....	254,130,889	252,807,516	252,005,932	289,178,313	255,648,837	266,288,900	285,655,400	271,109,500
Wool, lbs.....	46,757,734	60,346,206	63,907,814	63,267,738	118,156,546	94,226,200	139,688,600	98,691,600
Hides, lbs.....	173,406,223	175,170,520	160,736,394	199,176,623	180,677,234	185,626,000	194,764,900	162,900,300
Flaxseed, bu.....	238,452	435,171	28,929	213,064	150,831	244,000	165,600	409,100
Other seeds, lbs.....	54,210,439	61,683,329	75,130,800	83,357,110	76,045,562	56,227,200	36,984,200	59,513,500
Salt, brls.....	332,920	244,462	409,939	416,121	401,822	402,966	523,633	617,830
Lumber, 1,000 ft.....	956,377	1,041,491	977,746	717,539	961,822	962,716	803,923	1,002,373
Flour, brls.....	7,361,867	8,190,628	9,231,693	9,180,355	8,316,943	7,633,351	5,781,092	6,238,876
Wheat, bu.....	13,922,714	16,788,578	24,314,892	22,579,044	23,484,171	18,679,100	23,339,500	35,726,100
Corn, bu.....	91,153,342	78,974,686	95,770,779	69,692,749	72,835,839	78,623,100	87,930,600	73,739,100
Oats, bu.....	66,131,725	73,718,199	68,897,313	79,857,557	77,298,653	77,890,100	77,428,500	102,077,000

CHICAGO PUBLIC SERVICE LEAGUE.

Organized Jan. 18, 1913.

President—W. L. Bodine, superintendent of compulsory education.
First Vice-President—Judge M. W. Pinckney of the Juvenile court.
Second Vice-President—Joseph Meyer, county agent.
Secretary—Robert M. Sweltzer, county clerk.
Treasurer—Dr. George B. Young, commissioner of health.
Executive Committee—Edgar T. Davies, chairman;

County Judge John E. Owens; Mrs. Ella Flagg Young, superintendent of schools; Judge William Gemmill of the Court of Domestic Relations; John L. Whitman, superintendent of the house of correction, and the officers of the league.

The principal object of the league is to improve the condition of children in Chicago and throughout the state, through more co-operation between public officials.

CHICAGO BOARD OF TRADE.

Jackson boulevard and LaSalle street.

President—Edward Andrew.
Vice-President—Albert E. Cross.
Secretary—J. C. F. Merrill.
Treasurer—Ernest A. Hamill.
Directors—Terms expire 1914: Charles B. Pierce, Theodore E. Cunningham, David S. Lasier, Caleb H. Canby, Leslie F. Gates. Terms expire 1915: Robert McDougall, Joseph Simons, Adolph Gers-

tenberg, Benjamin S. Wilson, L. Harry Freeman. Terms expire in 1916: George B. Quinn, John R. Mauff, John A. Rodgers, William L. Gregson.

A gallery is set apart for the use of visitors, but admission is by card only. The trading hours are from 9:30 a. m. to 1:15 p. m., except on Saturday, when the closing hour is 12 o'clock noon.

CHICAGO WATERWORKS SYSTEM.

The following table shows the growth of Chicago's waterworks system by decades since 1854, when the first large pumping station at Chicago avenue and the lake was built, and by years since 1900:

Year.	*Population using city water.	Gallons pumped per day.	Gallons per capita.	Total revenue.
1854.....	65,000	591,000	9.1	\$58,105.00
1860.....	109,000	4,704,000	43.1	131,162.00
1870.....	307,000	21,766,000	70.9	539,180.00
1880.....	503,000	57,334,000	114.1	865,618.35
1890.....	1,107,000	152,372,000	137.6	2,109,508.00
1900.....	1,127,566	322,683,000	189.0	3,250,481.85
1901.....	1,776,236	342,901,000	199.6	3,370,600.88
1902.....	1,824,906	358,179,000	198.2	3,611,558.81
1903.....	1,873,576	376,090,000	204.1	3,689,625.80
1904.....	1,922,266	399,065,000	211.2	3,834,541.30
1905.....	1,970,936	410,930,000	212.4	4,019,205.88
1906.....	2,019,606	437,059,000	218.5	4,281,065.50
1907.....	2,068,276	455,194,000	222.0	4,450,349.61
1908.....	2,116,946	469,282,000	223.4	4,648,299.54
1909.....	2,165,616	480,905,000	222.3	5,032,008.48
1910.....	2,214,286	518,579,000	232.4	5,448,257.55
1911.....	2,262,956	507,332,000	190.0	5,993,771.32
1912.....	2,345,315	551,324,000	203.0	6,263,234.75

*Estimated from United States government census.

In 1912 the total amount of water pumped was 170,294,738,000 gallons.

The pumping stations, with the year of construction of each, follow:

Chicago avenue.....	1854	Washington Heights.....	1892
Twenty-second street.....	1875	Norwood Park.....	1897
Harrison street.....	1889	Central Park.....	1900
Lake View.....	1892	Springfield avenue.....	1901
Fourteenth street.....	1892	Rogers Park.....	1899
Sixty-eighth street.....	1892	Roseland.....	1910

The total daily capacity of the waterworks in gallons is 728,226,000.

Other statistics: Number of taps, 270,932; meters in use, 16,052; mileage of water pipe, 2,425.

LAKE TUNNELS.

One 5-foot tunnel from two-mile crib to Chicago avenue pumping station; built 1867; cost \$464,866.05.

One 7-foot tunnel from two-mile crib to Chicago avenue pumping station; built 1874; cost \$415,709.36.

One 7-foot tunnel from two-mile crib to Chicago avenue pumping station; built 1887-1895; cost \$342,756.64.

One 14-foot tunnel lake extension of Chicago avenue and Blue Island avenue system; begun 1911; cost \$7,530.28.

One 8-foot tunnel from four-mile crib to 14th street pumping station; built 1892; cost \$1,104,744.12.

One 10-foot tunnel from Carter H. Harrison crib to foot of Oak street; built 1898; cost \$677,577.55.

One 7-foot tunnel from Lake View crib to Lake View pumping station; built 1896; cost \$701,792.45.

One 7-foot tunnel from Hyde Park crib to 69th street pumping station; built 1898; cost \$771,556.07.

One 14-foot tunnel from Hyde Park to 73d street and Railroad avenue; built 1912; cost \$1,592,953.51.

LAND TUNNELS.

One 7-foot tunnel from Chicago avenue pumping station to 22d street pumping station; built 1874; cost \$542,912.63.

One 7-foot tunnel from Park row shaft to foot of Peck place and thence to Harrison street pumping station; built 1891; cost \$279,848.78.

One 6-foot connecting tunnel in Jefferson street from Van Buren to Harrison; built 1891; cost \$15,968.17.

One 10-foot tunnel foot of Oak street to Green street and Grand avenue, and two 8-foot tunnels from that point to Central Park avenue and Springfield avenue pumping stations respectively; built 1900; cost \$2,121,525.02.

One 7-foot tunnel connecting above 10-foot tunnel with Chicago avenue pumping station (remodeled); built 1898; cost \$42,436.45.

One 9-foot tunnel from 104th street and Stewart avenue to 73d and State streets; one 12-foot tunnel in 73d street from State street to Yates avenue, and one 14-foot tunnel from Yates avenue to Railroad avenue; in course of construction; estimated cost, \$3,000,000.

One 7-foot tunnel in Polk street connecting Peck place shaft and Jefferson street shaft.

One 8-foot tunnel from Chicago avenue to 22d street and Ashland avenue; built, 1911; cost, \$833,267.77.

WATER-PIPE TUNNELS UNDER CHICAGO RIVER.

Dimension	Length	Year	Cost.	Location.
in ft.	in ft.	built.		
5.....	280	1871	\$7,550.00	Adams-st.
5.....	249	1871	7,633.00	Archer-av.
7½x10½.....	225	1891	17,438.56	Ashland-av.
6.....	306	1871	7,750.00	Chicago-av.
5.....	227	1880	6,875.00	Clybourn-pl.
5.....	463	1903	13,324.00	Division-st.*
7x8½.....	297	1880	11,220.00	Division-st.
8.....	297	1880	14,650.00	18th-st.
6½x9.....	314	1880	7,833.00	Harrison-st.
5.....	272	1889	8,390.00	95th-st.
6x7.....	1,548	1899	35,561.75	Drainage canal.
5.....	403	1895	29,614.58	N. Western-av.
5.....	485	1880	11,250.00	Rush-st.
7x10.....	241	1892	17,495.20	35th-st.
6.....	311	1876	7,550.00	Throop-st.
7x8.....	345	1905	28,684.54	Montrose-bd.
7½.....	1,680	1907	61,307.10	Ashland-av.
7x8½.....	335	1907	24,831.30	Grand-av.
7x8½.....	450	1907	21,003.48	Diversey-bd.
7x8.....	326	1908	11,962.36	Western-av.
7x8.....	389	1908	16,013.60	Western-av.*
7x8.....	225	1908	8,387.77	Western-av.*

*Under canal.

WATERWORKS CRIBS.

Name.	Built.	Cost..
Two-mile.....	1867	\$106,679.63
Four-mile.....	1891	472,890.93
Lake View.....	1896	164,085.82
Hyde Park.....	1896	137,624.77
C. H. Harrison.....	1900	232,738.10

VALUE OF WATERWORKS PROPERTY.

The total appraised value of the Chicago waterworks property Dec. 31, 1912, was \$49,608,184.21, divided as follows: Real estate, \$4,246,160.05; buildings, \$2,647,654.94; equipment, \$2,939,099.09; cribs, tunnels, mains, etc., \$39,775,270.13.

CHICAGO'S BRIDGE SYSTEM.

The first ferry across the river was established in 1829, where the Lake street bridge now is. In 1833 a floating bridge of logs was in operation just north of the present Randolph street bridge. A foot bridge over the north branch was built in 1832 at Kinzie street. The first drawbridge over the main branch of the river was placed at Dearborn street in 1834. In 1854 a pivot bridge was built at Clark street. These and other bridges of that time were built by the persons most directly benefited by them. It was not until 1857 that a bridge was built entirely at the city's expense. This was the structure over the south branch at Madison street. It cost \$30,000. Until 1872 the swing bridges were turned by hand, but in the year named steam power was installed on the Dearborn street structure and later on most of the other bridges in the downtown section were similarly equipped. In 1895 the Rush, Lake and Van Buren street bridges were operated by electric motors. The last named structure, which was opened for traffic in that year, was the first of the Scherzer rolling type. The Halsted street lift bridge, the first and only one of its kind, was opened in 1894 and was operated by steam. It cost the city \$242,880.

Of the bridges operated by the city thirty-eight are operated by electricity and eight by hand power. Twelve are bascule bridges of various types, one is a vertical lift bridge and the others are swing bridges.

SANITARY DISTRICT OF CHICAGO.

Offices in Karpen building.
 President—Thomas A. Smyth, D.
 Clerk—John McGillen.
 Treasurer—John A. McCormick.
 Chief Engineer—George M. Wisner.
 Electrical Engineer—Edward B. Elliott.
 Consulting Engineer—Lyman E. Cooley.
 Attorney—Edmund D. Adcock.
 Board of Trustees—Terms expire in 1914: Wallace G. Clark, R.; George W. Paullin, R.; Paul A. Hazard, R. Terms expire in 1916: Thomas A. Smyth, D.; Thomas M. Sullivan, D.; Edward Kane, D. Terms expire in 1918: James M. Dalley D.; Fred D. Brett, D.; Charles E. Reading, D.

CHRONOLOGY.

First investigation made in 1885.
 Sanitary bill signed May 29, 1889.
 Sanitary district organized Jan. 18, 1890.
 Earth broken ("shovel day") Sept. 3, 1892.
 Lake water turned into canal Jan. 2, 1900.
 Formal opening of canal Jan. 17, 1900.

DIMENSIONS OF CANAL.

Length of main and water power channel, 39.16 miles.

Length of river, lake to Robey street, 6 miles.

Length river diversion channel, 13 miles.

Width main channel, Robey street to Summit:

Bottom, 110 feet; top, 198.

Width main channel, Summit to Willow Springs:

Bottom, 202 feet; top, 290.

Width main channel, Willow Springs to Lockport

(rock section): Bottom, 160 feet; top, 162.

Width river diversion channel: Bottom, 209 feet.

Minimum depth of water in main channel, 22 feet.

Current in earth sections, 1/4 miles per hour.

Current in rock sections, 1.9 miles per hour.

Present capacity of canal, 300,000 cubic feet per

minute.

Total amount of excavation, 42,229,635 cubic yards.

The north shore channel, extending from Lawrence avenue to Lake Michigan, in the village of Wilmette, is about 8 miles long with a water depth of 13.6 feet.

The construction of the Sag canal to drain the Calumet region was begun in the summer of 1911.

When completed it will be 16 miles long. Its estimated cost is \$6,762,000.

REVENUES AND EXPENDITURES.

From organization to Dec. 31, 1912.

REVENUES.

Taxation	\$55,170,841.52
Bonds outstanding	17,539,000.00
Interest and premiums on bonds	367,043.98
Interest on deposits	465,418.04
Land revenues	563,732.34
From electrical plant	2,506,391.48
Miscellaneous	15,845.28
Total	76,638,272.64

FIXED CHARGES.

Interest on bonds	\$12,759,638.50
Interest on tax warrants	468,453.69

Interest on loans	\$27,168.19
Taxes paid	216,782.30

Total	13,472,102.68
Available for disbursement	63,216,169.96

EXPENDITURES.

Administration	\$7,455,025.16
Construction—River improvement	10,640,739.52
Main channel work	24,136,762.98
River diversion	1,462,545.13
Joliet project	2,285,158.48
Channel extension, water power	6,180,875.08
Pumping stations	577,565.61
North branch	370,905.99
North shore channel	3,254,815.38
Calumet-Sag channel	555,961.39
Sewers	224,584.59
Warehouses	22,337.19

Total construction	49,692,251.34
Maintenance and operation	2,104,211.60

City of Chicago contract	1,688,053.62
Fixed charges	13,472,102.68

Total expenditures	74,411,644.40
Emergency funds	56,800.00
Bonds and securities	41,733.13
Bank deposit in Joliet	3,056.11
Cash in hands of treasurer	2,175,039.00

Total income	76,638,272.64
---------------------------	----------------------

PETITION DENIED.

In a decision announced Jan. 12, 1913, Henry L. Stimson, then secretary of war, denied the petition of the Chicago sanitary district for a permit to divert 10,000 cubic feet of water per second from Lake Michigan, or 4,167 cubic feet more than the amount allowed under prior permits. Mr. Stimson said that he had reached the conclusions that the diversion of 10,000 cubic feet per second from Lake Michigan would substantially interfere with the navigable capacity of the navigable waters in the great lakes and their connecting rivers. This being so, it would not be appropriate for him, without express congressional sanction, to permit such a diversion. The provisions of the Canadian treaty for a settlement by joint commission of "questions or matters of difference" between the United States and Canada offered a further reason why no administrative officer should authorize a further diversion of water, manifestly so injurious to Canada, against Canadian protest.

SANITARY DISTRICT ENLARGED.

By an act of the legislature approved June 27, 1913, the sanitary district of Chicago was enlarged so as to include the territory embracing the villages of Franklin Park, River Grove, Melrose Park, Maywood, River Forest, Forest Park, Riverside and Bellwood.

POSTMASTERS OF CHICAGO.

No.	Name.	Appointed.	Died.	No.	Name.	Appointed.	Died.	No.	Name.	Appointed.	Died.
1.	Jonathan N. Bailey	1831	1850	10.	Isaac Cook	1858	1886	19.	Solomon C. Judd	1885	1895
2.	John S. C. Coates	1832	1868	11.	John L. Scripps	1861	1866	20.	Walter C. Newberry	1888	1912
3.	Sydney Abell	1837	1863	12.	Samuel Hoard	1865	1881	21.	James A. Sexton	1889	1899
4.	William Stuart	1841	1878	13.	Thomas O. Osborne	1866	1881	22.	Washington Helsing	1893	1897
5.	Hart L. Stewart	1845	1883	14.	Robert A. Gillmore	1866	1867	23.	Charles U. Gordon	1897
6.	Richard L. Wilson	1849	1856	15.	Francis T. Sherman	1867	1905	24.	F. E. Coyne	1901
7.	George W. Dole	1850	1860	16.	Francis A. Eastman	1869	25.	Fred A. Busse	1905
8.	Isaac Cook	1853	1886	17.	John McArthur	1872	1906	26.	Daniel A. Campbell	1907
9.	William Price	1857	1895	18.	Francis W. Palmer	1877	1907				

CHICAGO PEACE SOCIETY.

President—Leroy A. Goddard.
 Vice-President—Edward M. Skinner.
 Director Central West Department—Charles E. Beals, 30 North LaSalle street.
 Treasurer—Charles L. Hutchinson.
 Auditor—Maurice S. Kuhns.
 Executive committee—Leroy A. Goddard, Edward M. Skinner, Charles E. Beals, Charles L. Hutch-

inson, Maurice S. Kuhns, Miss Jane Addams, Edward P. Bailey, Clifford W. Barnes, Edward O. Brown, Walter L. Fisher, Richard C. Hall, Harlow N. Hignbotham, Charles Cheney Hyde, John C. Kennedy, S. W. Lamson, Benjamin F. Methven, Henry C. Morris, John S. Nollen, Julius Rosenwald, Albert H. Scherzer.

CHICAGO STREET RAILWAY CHRONOLOGY.

Omnibuses—First regular omnibus line started by Frank Parmelee May 9, 1853.

Horse Cars—South side: First line on State street, between Randolph and 12th streets, opened April 25, 1859. West side: Madison street line. Halsted to State, opened May 20, 1859; Randolph street line opened July 15, 1859. North side: Wells street line, river to Chicago avenue, opened late in spring of 1859; Clark street line opened in August, 1859.

Cable Cars—South side: First cable line in Chicago operated on State to 39th street; began business Jan. 28, 1882; Cottage Grove avenue line built same year. North side: Clark street line opened March 27, 1883; Wells street line opened same year; Lincoln avenue line opened Jan. 22, 1889; Clybourn avenue line opened May 2, 1891. West side: Madison street line opened July 16, 1890; Milwaukee avenue line opened at same time; Blue Island avenue line opened July 28, 1893.

Electric Cars—South side: First electric line in city began operating Oct. 2, 1890, from 35th street and Stony Island avenue to South Chicago; trolley substituted for horse cars on most of the lines (except cable) in 1893 and 1894 in all divisions of the city and in the suburbs; trolley substituted for cable cars on State street July 22, 1906, and on Cottage Grove avenue Oct. 21, 1906. West side: Trolley cars substituted for cable on Blue Island avenue July 22, 1906, and on Madison street and Milwaukee avenue Aug. 19, 1906. North side: All cables changed to trolley lines Oct. 21, 1906.

Elevated Railways—South side: South Side elevated railroad began regular operation on line between Congress street and 39th street, June 6, 1892, with steam as motive power; extended to Stony Island avenue in May, 1893; extended to Englewood in 1906 and to Kenwood in 1907; trains began running around loop Oct. 19, 1897; motive power changed to electricity July 27, 1898. West side: Lake street line (Chicago & Oak Park) began running Nov. 6, 1893, with steam as motive power; electricity substituted June 14, 1896; Metropolitan road opened May 20, 1895, with electricity as motive power; began running over loop Oct. 10, 1897; extension of Garfield park and Douglas park lines completed in 1902. North side: Northwestern line opened for business May 31, 1900, with electricity as motive power; Ravenswood branch opened May 10, 1907; through routing of trains between north and

south sides and giving of transfers on all elevated roads begun Nov. 3, 1913.

STREET-RAILWAY FRANCHISE.

Ordinances passed by city council Feb. 4, 1907; vetoed by mayor and passed over veto Feb. 11, 1907; approved by people on referendum vote April 2, 1907.

Systems to be reconstructed and rehabilitated within three years.

City to supervise rehabilitation through board of three engineers.

Life of grant not to extend in any event beyond Feb. 1, 1927.

City to receive 55 per cent and companies 45 per cent of the net profits from the operation of the roads.

Twenty-one through routes specified and provision made for others.

Fares for adults to be 5 cents for continuous trips in one general direction within the present or future city limits.

Transfers to be given at all connecting points on and to all lines except in section on south side between 12th street and the river.

Motive power of cars to be electricity applied by the overhead or underground trolley systems.

Cars to be of the latest and most approved pattern and to be kept clean and warm and well lighted.

Cars to be operated singly after one year.

Companies to pay \$5,000,000 toward the construction of subways in the downtown section at the city's option.

City given the right to purchase the property of both the present great systems at any time upon giving six months' notice.

STREET-RAILWAY EARNINGS.

GROSS EARNINGS.*		CITY'S SHARE (55 PCT.).†	
1908.....	\$18,823,094.31	1908.....	\$1,564,618.47
1909.....	19,580,951.74	1909.....	1,386,877.96
1910.....	22,832,882.64	1910.....	1,278,252.65
1911.....	25,155,629.89	1911.....	1,705,550.30
1912.....	28,898,887.93	1912.....	1,870,968.00
1913.....	30,299,172.55	1913.....	2,529,992.26

*Year ending Feb. 1. †Of net receipts.

NOTE—The total capitalization of all companies Feb. 1, 1913, was \$133,770,390.51.

LEARNED SOCIETIES IN CHICAGO.

American Library Association—Public library building; secretary, George B. Utley.

Chicago Academy of Sciences, The—Lincoln park; president, Thomas C. Chamberlin; secretary, Wallace W. Atwood.

Chicago Architectural Club—Art Institute; president, George A. Awsbom; secretary, Harry C. Bentley.

Chicago Astronomical Society—President, Elias Colbert; secretary, Charles H. Taylor, 4402 Greenwood avenue.

Chicago Bar Association—Library rooms, 105 Monroe street; president, Silas H. Strawn; secretary, Richard S. Folsom.

Chicago Historical Society—Dearborn avenue and Ontario street; president, Clarence A. Burley; secretary, Seymour Morris; librarian, Caroline M. McIvaline.

Chicago Library Club—President, Charles J. Barr; secretary, Agnes J. Petersen, Newberry library.

Chicago Literary Club—410 South Michigan avenue; president, Walter L. Fisher; secretary and treasurer, Frederick W. Gookin.

Chicago Medical Society—President, Charles P. Caldwell, M. D.; secretary, Charles H. Parkes, M. D.

Chicago Numismatic Society—1622 Masonic Temple;

president, F. Elmo Simpson; secretary, Ben G. Green, 1555 Masonic Temple.

Chicago Ophthalmological Society—President, Dr. Willis O. Nance; secretary and treasurer, Dr. W. H. Peck.

Chicago Philatelic Society—President, Fred Michael; secretary, Thomas C. Hunter, 202, 116 South Michigan avenue.

Council for Library and Museum Extension—President, Newton H. Carpenter, Art Institute; secretary, Wallace W. Atwood, Chicago Academy of Sciences.

Geographic Society of Chicago—President, Dr. Henry C. Cowles; secretary, Dr. Otis W. Caldwell.

National League for Medical Freedom (Illinois branch)—1237 McCormick building; secretary, Joseph C. Mason.

State Microscopical Society of Illinois—President, Albert McCalla, Ph. D.; secretary, V. A. Latham, M. D., D. S., 1644 Morse avenue.

The Fortnightly Club of Chicago—President, Mrs. Henry Spencer Robbins, 1109 Lake Shore drive; corresponding secretary, Mrs. Ralph Clarkson, 410 South Michigan avenue.

Western Society of Engineers—1735 Monadnock block; president, Albert Reichmann; secretary, J. H. Warder.

SOCIETIES OF PIONEERS.

Chicago Pioneers' Sons and Daughters—President, Frank W. Smith; corresponding secretary, John S. Zimmerman.

Englewood Old Settlers' Association—President, E. R. Lewis; secretary, S. B. Maynard, 340 West 84th street.

Old Time Printers' Association—President, Samuel

K. Parker; secretary, William Mill, 1346 North Hoyne avenue.

Old Time Printing Pressmen's Association—President, Garrett Burns; secretary, James H. Bowman.

Western Association of California Pioneers—Secretary, George W. Hotchkiss, 1509, 431 South Dearborn street.

CHICAGO BOARD OF EDUCATION.

Offices on the sixth, seventh and eighth floors of the Tribune building.

President—Peter Reinberg.
Vice-President—Henry W. Huttmann.
Secretary—Lewis E. Larson.
Assistant Secretary—C. N. Fessenden.

MEMBERS. Terms expire.

Daniel R. Cameron.....	1916
Peter Reinberg.....	1916
Dean Walter T. Sumner.....	1915
Julius F. Smietanka.....	1915
John C. Harding.....	1914
Charles O. Sethness.....	1914
Harry A. Lipsky.....	1914
Mrs. John McMahon.....	1914
Jacob M. Loeb.....	1914
James B. Dibelka.....	1914
Henry W. Huttmann.....	1914
John J. Sonstebly.....	1915
Thomas Kelly.....	1915
William Rothmann.....	1915
Dr. Otto F. Warning.....	1916
Robert J. Roulston.....	1915
Michael J. Collins.....	1916
Charles S. Peterson.....	1915
Mrs. Florence Vosbrink.....	1916
Mrs. Gertrude Howe Britton.....	1916
Dr. Peter C. Clemensen.....	1916

STANDING COMMITTEES (1913-1914).

School Management—Dean Sumner, chairman; Messrs. Cameron, Smietanka, Lipsky, Loeb, Peterson, Dr. Clemensen, Mrs. McMahon, Mrs. Vosbrink, Mrs. Britton. Member ex officio, the president.

Committee on Buildings and Grounds—Mr. Sethness, chairman; Messrs. Harding, Huttmann, Dibelka, Kelly, Rothmann, Sonstebly, Warning, Collins, Roulston. Member ex officio, the president.

Committee on Finance—Mr. Rothmann, chairman; Messrs. Kelly, Sonstebly, Roulston and chairmen of two preceding committees. Member ex officio, the president.

Meetings of Board—On alternate Wednesday afternoons at 4 o'clock.

SUPERINTENDENTS.

Superintendent—John D. Sheop.
Assistant Superintendent—Elizabeth W. Murphy.
Bureau of Compulsory Education—W. L. Bodine.
Superintendent of Parental School—Peter A. Mortenson.

DISTRICT SUPERINTENDENTS.

- | | |
|----------------------|-------------------------|
| 1. Ella C. Sullivan. | 6. Kate S. Kellogg. |
| 2. William C. Dodge. | 7. Edward C. Rosseter. |
| 3. Charles D. Lowry. | 8. Gertrude E. English. |
| 4. Rufus M. Hitch. | 9. Orville T. Bright. |
| 5. Henry C. Cox. | 10. Minnie R. Cowan. |

Wm. M. Roberts, in charge of evening and vocational schools.

Samuel B. Allison, district superintendent in charge of special divisions.

SUPERVISORS.

Physical Education—Henry Suder.
Technical Work in High Schools—Robert M. Smith.
Household Arts and Science—Ida M. Cook.
Schools for Blind—John B. Curtis.
German—Martin Schmidhofer.
Elementary Manual Training and Construction Work—Edward F. Worst.
Director of Child Study—Daniel P. MacMillan.
Director of School Grounds—Carl A. Meltzer.

OFFICE HOURS.

General offices open from 9 a. m. to 5 p. m.; Saturday to 12 m.
Business manager, 4 p. m. to 5 p. m.; Saturday, 9 a. m. to 12 m.
Superintendent, Tuesday, Wednesday and Thursday, 2 p. m. to 4 p. m.; Saturday, 9 a. m. to 12 m.
District superintendents, Saturdays, 9 a. m. to 10:15 a. m. and 4 p. m. to 5 p. m. on stated days.

SCHOOLS OF CHICAGO.

With the location and principal of each.

Chicago Teachers' College—68th street and Stewart avenue; William Bishop Owen.
Parker Practice School—68th street and Stewart avenue; Charles W. French.
Haines Practice School—23d place and Wentworth avenue; Elizabeth R. Daly.
Carter Practice—58th street and Michigan avenue; Abby E. Lane.
Chicago Parental School—West Foster and North Central Park avenues; Peter A. Mortenson, superintendent.

HIGH SCHOOLS.

Austin—Frik street and Walnut avenue; George H. Rockwood.
Bowen—89th street and Manistee avenue; Charles I. Parker.
Calumet—Normal avenue, near 81st street; Grant Beebe.
Crane Technical—West Van Buren street and Oakley boulevard; William J. Bartholf.
Curtis (high school department)—114th and State streets; Thomas C. Hill.
Englewood—Stewart avenue and 62d street; James E. Armstrong.
Harrison Technical—Marshall boulevard and West 24th street; Frank L. Morse.
Flower Technical—26th street and Wabash avenue; Dora Wells.
Hyde Park—62d street and Stony Island avenue; Hiram B. Loomis.
Lake—Union avenue and West 47th place; Edward F. Stearns.
Lake View—Ashland avenue and Irving Park boulevard; B. Frank Brown.
Lane Technical—Division and Sedgwick streets; William J. Bogan.
Marshall—Adams street, near Kedzie avenue; Louis J. Block.
McKinley—Adams street and Hoyne avenue; George M. Clayberg.

Medill—14th place, near Throop street; Avon S. Hall.
Parker—68th street and Stewart avenue; William B. Owen.
Phillips—39th street and Prairie avenue; Spencer R. Smith.
Schurz—Milwaukee avenue, Addison street and West Waveland avenue; Walter F. Slocum.
Senn—Hidge and Francis avenues; Benjamin F. Buck.
Tuley—North Claremont and Potomac avenues; Franklin P. Fisk.
Walker—Orchard and Center streets; Oliver S. Westcott.

ELEMENTARY SCHOOLS.

Adams—Townsend street, between Chicago avenue and Locust street; Iuger M. Schjoldager.
Agassiz—Seminary avenue, near Wolfram street; Lina E. Troendle.
Albany Avenue—Albany avenue and 16th street; Annette M. Chaplin.
Alcott—Wrightwood avenue and Orchard street; A. Esther Camfield.
Altgeld—71st and Loomis streets; James W. Brooks.
Andersen—Lincoln and Division streets; Francis M. McKay.
Armour—33d place and Auburn avenue; Martin E. Hurney.
Armstrong—Greenleaf avenue and Pingree street; Azile B. Reynolds.
Arnold—Burling and Center streets; John E. Adams.
Auburn Park—Normal avenue, near 81st street; A. S. Hall.
Audubon—Cornelia and Hoyne avenues; Mary E. Vaughan.
Avondale—North Sawyer avenue and Wellington street; John H. Stehman.

- Bancroft—Maplewood avenue, near North avenue; Carrie F. Patterson.
- Barriard—Charles and 104th streets; Elizabeth II. Sutherland.
- Bass—66th and May streets; Fulton B. Ormsby.
- Beale—Sangamon and 61st streets; John W. May.
- Beaublen—North Laramie and Winnemac avenues; Sarah J. O'Keefe.
- Beethoven (site)—North Humboldt street and Ber-teau avenue.
- Beidler—Walnut street and Kedzie avenue; Jay C. Edwards.
- Belding—Tripp and West Cullom avenues; Delos Buzzell.
- Bismarck—McLean and North Central Park avenues; Cora E. Lewis.
- Blaine—Grace street and Janssen avenue; Mary J. Zollman.
- Bradwell—Sherman avenue, near 77th street; Georgia A. Seaman.
- Brainard—Washburne avenue and Leavitt street; Mina P. Scheurer.
- Breun—Lime street, near Archer avenue; Helen C. Malne.
- Brentano—North Fairfield avenue and Schubert street; Washington D. Smyser.
- Brown—Warren avenue and Wood street; Matilda M. Niehaus.
- Brownell—Perry avenue, near 65th street; Alma M. Willard.
- Bryant—South Karlov avenue, near 14th street; Ida Mighell.
- Bryn Mawr—74th street and Jeffery avenue; Margaret J. McKee.
- Burke—South Park avenue and 54th street; J. Clara Breese.
- Burley—Barry avenue, near Ashland avenue; Mary F. Willard.
- Burns—Central Park avenue and 25th street; Robert Nightingale.
- Burnside—91st place and Langley avenue; Frank W. Rieder.
- Burr—Ashland and Wabansia avenues; John II. Stube.
- Burroughs—36th street and Washtenaw avenue; Elizabeth E. Letzkuss.
- Byford (Austin)—Iowa street and Central avenue; Novella M. Close.
- Calhoun—Jackson boulevard and Francisco avenue; Luella V. Little.
- Cameron—Monticello and Potomac avenues; Herbert L. Merrill.
- Carpenter—North Racine avenue and Huron street; Volney Underhill.
- Chalmers—12th street and Fairfield avenue; J. Katherine Cutler.
- Chase—Cornelia court and Point place; Solon S. Dodge.
- Chicago Lawn—Homan avenue and 66th street; Helen N. Blanchard.
- Chopin (site)—Iowa street and Campbell avenue.
- Clarke—Ashland avenue and West 13th street; Henry G. Clark.
- Clay—133d street and Superior avenue; Flora V. Renand.
- Cleveland—Albany avenue and Byron street; Lewis W. Colwell.
- Colman—Dearborn street, near 47th; Lillias M. Williamson.
- Columbus—Augusta street, between Hoyno avenue and Leavitt street; Kate A. Reedy.
- Coonley—Leavitt street and Belle Plaine avenue; Elizabeth A. McGittlen.
- Cooper—West 19th street, near Ashland avenue; Ida A. Shaver.
- Copernicus—Throop and 60th streets; Cora Carverno.
- Corkery—West 25th street and South Kildare avenue; Daniel F. O'Hearn.
- Cornell—Drexel avenue, near 75th street; Flora J. Joslyn.
- Crear—Campbell avenue, between Taylor and Fillmore streets; Henry F. Kling.
- Curtis—114th street, near State; Thomas C. Hill.
- Dante—Desplaines, Ewing and Forquer streets; Harriet F. Hayward.
- Darwin—Edgewood avenue and Catalpa court; Ernest E. Cole.
- Davis—Sacramento avenue and 39th street; Jaroslav J. Zurnhal.
- Delano—West Adams street and Springfield avenue; Gerbrandias A. Osinga.
- Dewey—54th street and Union avenue; Edward McLoughlin.
- Doolittle—35th street, near Cottage Grove avenue; Frederick M. Sisson.
- Dore—Harrison street, near Halsted; Fred J. Watson.
- Douglas—32d street and Forest avenue; Lucia Johnston.
- Drake—Cainmet avenue, between 26th and 28th streets; Helen W. McLaughlin.
- Drummond—Clybourn place and North Lincoln street; Horace N. Herrick.
- Dunning—Addison street and Nagle avenue; Mary E. Marnell.
- Earle—61st street and Hermitage avenue; Ira C. Baker.
- Emerson—Walnut and Paulina streets; June H. MacConkey.
- Emmet (Austin)—Corner Madison street and Pine avenue; Helen B. Eastman.
- Ericsson—West Harrison street, near Sacramento avenue; John M. Duggan.
- Everett—Irving avenue and 34th street; Patrick F. Haley.
- Fallon—Wallace and 42d streets; James E. McDade.
- Farragut—Spaulding avenue and 24th street; Frank L. Morse.
- Farren—Wabash avenue, near 51st street; Rose A. Festa.
- Felsenthal—Calumet avenue and 41st street; Walter J. Harrower.
- Field—Greenleaf and North Ashland avenues; Charles A. Kent.
- Fiske—62d street and Ingleside avenue; Harry T. Baker.
- Forrestville—45th street and St. Lawrence avenue; Florence Holbrook.
- Foster—Union avenue and O'Brien street; Mary B. Catalain.
- Franklin—Goethe street, near Wells; Etta Q. Gee.
- Froebel—21st and Robey streets; Harry S. Valle.
- Fuller—42d street and St. Lawrence avenue; Louise K. Stone.
- Fulton—Hermitage avenue and 53d street; Clara H. McFarlin.
- Gage Park—55th and Rockwell streets; Martha V. Bishop.
- Gallistel—104th street and Ewing avenue; James H. Heury.
- Garfield—Newberry avenue and 14th place; James E. Welsh.
- Gary—36th street and Lawndale avenue; Frank W. Stahl.
- Gladstone—Robey street and Washburne avenue; Daniel A. Tear.
- Goethe—Rockwell street, near Fullerton avenue; Charles S. Bartbof.
- Goodrich—Taylor and Sangamon streets; Charles J. Lunak.
- Goudy—Foster and Winthrop avenues; Harriet A. Eckhardt.
- Graham—45th street and Union avenue; Mary T. Maroney.
- Grant—Wilcox avenue, near Western avenue; Marguerite L. O'Brien.
- Gray—North Laramie avenue and Grace street; Ella B. Connell.
- Greely—Grace street and Sheffield avenue; Abigail Cannon Ellings.
- Greene—Paulina and 36th streets; Edward Wildeman.
- Gresham—85th and Green streets; Robert H. Rennte.
- Hamilton—Cornelia street and North Marshfield avenue; M. Elizabeth Farson.
- Hamline—48th and Bishop streets; Eleanor Reese Dunn.
- Hammond—21st place, near California avenue; John A. Long.
- Hancock—Princeton avenue and 46th place; Nora F. Doran.
- Hanson Park (Mont Clare)—North Linder and Grand avenues; Fannie L. Marble.

- Harper—65th, Wood and Honore streets; Morgan G. Hogge.
- Harvard—Harvard avenue, between 75th and 76th streets; Mary S. L. Hartigan.
- Haugan—Hamlin, Avers and Sunnyside avenues; Thomas C. Johnson.
- Haven—Wabash avenue and 15th street; Margaret Madden.
- Hawthorne—School street and Seminary avenue; George W. Davis.
- Haves—Leavitt and Fulton streets; Simeon V. Robbiss.
- Hayt—Granville and Greenview avenues; Elmer L. Kletzing.
- Headley—Lewis street and Garfield avenue; Caroline J. Utter.
- Healy—Wallace street, near 31st; William C. Payne.
- Hedges—48th street and Winchester avenue; Marcella R. Hanlon.
- Hendricks—43d street and Shields avenue; Elizabeth Haines.
- Henry—West Cullom and Eberly avenues; Mary E. C. Lyons.
- Herzl (site)—Lawndale avenue and 15th street.
- Holden—Loomis and 31st streets; Lincoln P. Goodhue.
- Holmes—56th and Morgan streets; James W. McGinnis.
- Howe (Austin)—Laurel avenue and Superior street; Mary E. Vance.
- Howland—Spaulding avenue and 16th street; Amelia D. Hookway.
- Irrving—Lexington street and Hoyne avenue; John W. Troeger.
- Irrving Park—North Kedvale avenue and Grace street; Mary McMahon.
- Jackson—Sholto and Better streets; William Hedges.
- Jahn—North Lincoln street and Belmont avenue; Cephas H. Leach.
- Jefferson—Elburn avenue and Laffin street; Catherine M. Delanty.
- Jenner—Oak street and Milton avenue; Frederick J. Lane.
- Jirka—17th and Laffin streets; Mary E. Rodgers.
- Jones—Plymouth court and Harrison street; Thomas C. M. Jamieson.
- Jungman—Nutt and West 18th streets; Sarah A. Fleming.
- Keeler avenue—North Keeler avenue and Hirsch street; Katherine Riordan.
- Keith—Dearborn and 34th streets; Louise Schroll.
- Kenwood—Washington avenue and 50th street; Abigail M. Hunt.
- Kershaw—Union avenue, near 64th street; William Radebaugh.
- Key (Austin)—Ohio street and Park avenue; Lillian H. Wright.
- Kling—Harrison street, near Western avenue; Ellen J. Hardick.
- Kinzie—Ohio street and LaSalle avenue; J. Edward Huber.
- Knickerbocker—Clifton and Belden avenues; Mary G. Guthrie.
- Kohn—104th and State streets; Charles C. Cobb.
- Komensky—Throop and 20th streets; Clara H. Mahony.
- Kosciuszko—Holt and Cleaver streets; Harriet P. Johnston.
- Kozminski—54th street and Ingleside avenue; Leslie Lewis.
- Lafayette—Washtenaw avenue and Augusta street; Mary I. Purser.
- Langland—Cortland street, near Leavitt; Effie C. Thien.
- LaSalle—Hammond and Eugenie streets; Dora W. Zollman.
- Lawson—Homan avenue and 13th street; Charles C. Krauskopf.
- Lewis—Champlin—62d street and Princeton avenue; Henry S. Crane.
- Libby—53d and Loomis streets; Florence U. Colt.
- Lincoln—Hamilton court and Kemper place; Albert L. Stevenson.
- Linne—Sacramento avenue and School street; Charles A. Cook.
- Lloyd—Dickens and North Lamont avenues; Jacob H. Hauch.
- Logan—Oakley avenue and Rhine street; James B. Farnsworth.
- Longfellow—35th street, near South Lincoln street; Mary E. Gilbert.
- Lowell—North Spaulding avenue and Hirsch street; Clarence E. De Butts.
- Madison—Dorchester avenue, near 75th street; Sarah A. Milner.
- Manierre—Hudson avenue, near Blackhawk street; Luman Hewes.
- Mann—37th street and Princeton avenue; Jeannette I. Robinson.
- Marquette—Harrison and Wood streets; Mary E. Tobin.
- Marsh—98th street and Exchange avenue; Elliott A. Hamilton.
- Marshall—Adams street, near Kedzie avenue; Louis J. Block.
- May—South LaVergne avenue and West Harrison street; Thomas J. Plant.
- Mayfair—West Wilson and North Kenton avenues; Annie S. Newman.
- Medill—14th place, near Throop street; Avon S. Hall.
- Mitchell—North Oakley avenue and Ohio street; Chester C. Dodge.
- Monroe—Schubert and Monticello avenues; Ada B. Sempill.
- Montefiore—Sangamon street and Grand avenue; G. Ovedia Jacobs.
- Moos—California and Wabasha avenues; Esther J. W. Barker.
- Morris—Barry avenue and Blucher street; Luella Heliroth.
- Morse—Sawyer avenue and Ohio street; George L. Voorhees.
- Moseley—Michigan avenue and 24th street; Leone L. Thorne.
- Motley—North Ada street, near West Chicago avenue; Frank H. Chase.
- Mozart—North Hamlin and Humboldt avenues; Harriet B. Davis.
- Mulligan—Suefield avenue, near Willow street; Hanna Schiff.
- McAllister—36th and Gage streets; Esther R. Perry.
- McClellan—Wallace and 35th streets; Miriam Del Banco.
- McCormick—Sawyer avenue and 27th street; William H. Chamberlain.
- McCosh—Champlain avenue, near 66th street; Ida M. Pahlman.
- McLaren—York and Laffin streets; Carolyn G. Adams.
- McPherson—North Lincoln street, near Lawrence; Adelaide E. Jordan.
- Nash—North Lamont avenue and West Erie street; Margaret S. Gill.
- Nettelhorst—Evanston and Alpine avenues; Robert L. Hughes.
- Newberry—Willow and Orchard streets; Albert A. Evans.
- Nixon—Dickens and North Keeler avenues; Charles H. Ostrander.
- Nobel—North Karlov avenue and Hirsch street; Marie A. Dunne.
- Norwood Park—Walnut street and Cheney avenue; Charles A. Myall.
- Oakland—40th street and Cottage Grove avenue; Louise M. Ripple.
- Ogden—Chestnut and North State streets; Martha M. Rungles.
- Oglesby—Green and 77th streets; Daniel J. Beeby.
- Otis—Armour street, near Ohio; G. Charles Griffiths.
- Parkman—51st street and Princeton avenue; John B. McInty.
- Park Manor—71st street and Rhodes avenue; Genevieve Melody.
- Parkside—70th street and East End avenue; Edmund B. Smith.
- Peabody—Augusta and Noble streets; Mary H. Smyth.
- Peirce (site)—Southport and Bryn Mawr avenues.
- Penn—Avers avenue and 16th street; Bertha Benson.
- Pickard—21st place and Oakley avenue; Mary Ryan.
- Piamonden—15th place and Washtenaw avenue; William W. Reed.
- Poe—106th and Fulton streets; Grace R. Barbour.
- Prescott—Wrightwood and Marshfield avenues; Margaret S. Fitch.

Pulaski—Leavitt street, between Lubeck and Cob-
lentz streets; Anna C. Goggin.
Pullman—Morse avenue and 113th street; Daniel R.
Martlin.
Raster—Wood and 70th streets; David L. Murray.
Ravenswood—Paulina street and Montrose avenue;
Josiah F. Kletzing.
Ray—57th street and Monroe avenue; Arthur O.
Rape.
Raymond—Wabash avenue and 36th place; John L.
Lewis.
Reilly (site)—Monticello and Lawndale avenues.
Revere—Ellis avenue and 72d street; Frank Mayo.
Rogers—West 13th street, near Throop; Alice A.
Hogan.
Ryder—89th street and Lowe avenue; Minnie M.
Wrisley.
Ryerson—Lawndale avenue and Huron street; John
T. Ray.
Sabin (site)—Hirsch street, Irving avenue and
North Leavitt street.
Sawyer Avenue—Sawyer avenue and 53d street;
Robert G. Jeffrey.
Scammon—Morgan and Monroe streets; Cecelia B.
Schmeck.
Scanlan—Perry avenue, near 117th street; Alfred
Harvey.
Schiller—Vedder and Halsted streets; Belle B.
Murphy.
Schley—North Oakley avenue, near Potomac av-
enue; Mirra S. Heuermann.
Schneider—Hoyne avenue, near Wellington street;
Elizabeth E. Fisk.
Scott—64th street and Washington avenue; John W.
Akers.
Seward—46th street and Hermitage avenue; Mary
A. Forkin.
Sexton, Austin O. (site)—60th street, Langley and
Champlain avenues.
Sexton, James A.—Wells and Wendell streets; Visa
McLaughlin.
Shakespeare—Greenwood avenue and 46th street;
Walter H. Comstock.
Sheldon—State and Elm streets; Jane S. Atwater.
Shepard (site)—Mozart and Fillmore streets.
Sheridan, Mark—27th and Wallace streets; John
A. Johnson.
Sheridan, Phil—90th street and Escanaba avenue;
Edward L. C. Morse.
Sherman—Morgan street and 51st place; Levi T.
Rogan.
Sherwood—57th street and Princeton avenue; Sarah
A. Kirkley.
Shields—43d and Rockwell streets; Walter R. Hat-
field.
Sixty-Second-Place—62d place and Hamlin avenue;
Mary Taylor.
Skinner—Jackson boulevard and Aberdeen street;
William L. Smyser.
Smyth—13th street, near Blue Island avenue; Wil-
liam R. Hornbaker.
South Deering—Calhoun and 107th streets; Myra C.
Billings.
Spalding—Park avenue, between Ashland avenue
and Paulina street; Lucy I. Laing.
Spencer—Park and Laverne avenues; Otto M.
Becker.
Springfield Avenue—Springfield avenue and Roscoe
street; Helen H. Robinson.
Spy—Marshall boulevard and West 24th street;
William J. Fraser.
Stewart—Kenmore avenue, between Wilson and
Sunnyside avenues; Archibald O. Coddington.
Stowe—Wabasha avenue and Ballou street; Frank
A. Larck.
Sullivan—83d street and Houston avenue; Anna F.
Mullay.
Summer—South Kildare and Colorado avenues;
Orris J. Miliken.
Swift (not open)—Winthrop avenue, between Ard-
more and Thorndale avenues.
Swing—String street, between 16th and 17th; Mar-
garet C. Adams.
Talcott—Ohio and North Lincoln streets; Ambrose
B. Wight.
Taylor—Avenue J, near 100th street; Annie K.
Sullivan.
Tennison—California avenue and Fulton street;
Mary E. Fellows.

Thomas—Belgen avenue and High street; M. The-
rese Norton.
Thorp, J. N.—89th street and Superior avenue;
Henry D. Hatch.
Thorp, Ole A.—Foster and Lincoln avenues; Minnie
M. Jamieson.
Throop—Throop street, near 18th; Mary W.
O'Keefe.
Tilden—Lake and Elizabeth streets; Harriet N.
Winchell.
Tilton—West Randolph street and 44th avenue;
Bertha S. Armbruster.
Trumbull—North Ashland, Foster and Farragut
avenues; Helen K. Ryan.
University Avenue—University avenue and East
91st street; Jessie B. Black.
Vanderpool—55th street and Prospect avenue; Cath-
erine A. Burke.
Van Vliissingen—108th place, near Wentworth av-
enue; George A. Brennan.
Von Humboldt—Rockwell and Hirsch streets;
Mary J. W. Boughlan.
Wadsworth—Lexington avenue, near 64th street;
Isabel J. Burke.
Walsh—20th and Johnson streets; Alfred E. Logie.
Ward—Shields avenue and 27th street; Augustus
R. Dillon.
Warren—92d street and Central avenue; Edith P.
Shepherd.
Washburne—West 14th street, near Union; Charles
W. Thompson.
Washington—North Morgan street and Grand av-
enue; Samuel R. Meck.
Waters—Wilson and Campbell avenues; Esther E.
Morgan.
Webster—Wentworth avenue and 33d street; Adrian
M. Doolin.
Wells—Ashland avenue and Augusta street; George
B. Masslich.
Wentworth—70th and Sangamon streets; Humphrey
J. Moynihan.
West Pullman—120th street and Parnell avenue;
Harriette T. Treadwell.
Whitney—28th street and South Kaskaskia avenue;
Ella R. Coles.
Whittier—South Lincoln and 23d streets; Mary
Greene.
Wicker Park—Evergreen avenue, near Robey street;
Fred E. Smith.
Willard—49th street and St. Lawrence avenue;
Grace Reed.
Worthy—California avenue and 26th street; Edgar
W. Trout.
Yale—70th and Yale streets; William Schoch.
Yates—Cortland and Humboldt streets; Blanca R.
Daigger.

SALARIES IN CHICAGO SCHOOLS (1913).

(Per year unless otherwise specified.)

Superintendent	\$10,000
First assistant superintendent.....	6,000
Assistant superintendent.....	4,000
Dist. superintendents, first and second years.....	3,500
Third and subsequent years.....	4,000
Examiner	4,000
Supervisor physical education.....	4,000
Supervisor manual training.....	4,000
Supervisor household arts.....	3,500
Supervisor German.....	2,500
Supervisor school for blind.....	2,000
Head special teacher of music.....	2,200

DRAWING AND SINGING TEACHERS (ELEMENTARY).

First year.....	\$1,500	Sixth year.....	\$2,000
Second year.....	1,600	Seventh year.....	2,100
Third year.....	1,700	Eighth and subse-	
Fourth year.....	1,800	quent years.....	2,200
Fifth year.....	1,900		

HOUSEHOLD ARTS TEACHERS (ELEMENTARY).

LOWER GROUP.		UPPER GROUP.	
First year.....	\$850	First year.....	\$1,150
Second year.....	900	Second year.....	1,225
Third year.....	950	Third and subse-	
Fourth year.....	1,000	quent years.....	1,300
Fifth and subse-			
quent years.....	1,075		

MANUAL TRAINING AND PHYSICAL EDUCATION TEACHERS (ELEMENTARY).

LOWER GROUP.		UPPER GROUP.	
First year.....	\$850	First year.....	\$1,200
Second year.....	925	Second year.....	1,300
Third year.....	1,000	Third year.....	1,400
Fourth and subsequent years.....	1,100	Fourth and subsequent years.....	1,500

CHICAGO TEACHERS' COLLEGE.

Principal normal school.....	\$5,000
Assistant to principal.....	3,200
HEADS OF DEPARTMENTS.	
First year.....	\$2,300
Second year.....	2,400
Third year.....	2,500
Fourth year.....	2,600
Fifth year.....	2,700
Sixth and subsequent years.....	2,800
INSTRUCTORS—LOWER GROUP.	
First year.....	\$1,200
Second year.....	1,300
Third year.....	1,400
INSTRUCTORS—UPPER GROUP.	
First year.....	\$1,500
Second year.....	1,600
Third year.....	1,700
Fourth year.....	1,800
Fifth year.....	1,900
Sixth and subsequent years.....	2,000

CHILD STUDY DEPARTMENT.

Director	\$3,000	Assistant director.....	\$2,800
----------------	---------	-------------------------	---------

HIGH SCHOOL PRINCIPALS.

LOWER GROUP.		UPPER GROUP.	
First year.....	\$2,200	Fourth year.....	\$3,000
Second year.....	2,300	Fifth year.....	3,100
Third year.....	2,400	Sixth year.....	3,200
Fourth year.....	2,500	Seventh year.....	3,300
Fifth year.....	2,600	Eighth year.....	3,400
Sixth and subsequent years.....	2,700	Ninth year.....	3,500
UPPER GROUP.		Tenth year.....	3,600
First year.....	\$2,700	Eleventh year.....	3,700
Second year.....	2,800	Twelfth year.....	3,800
Third year.....	2,900	Thirteenth year.....	3,900
		Fourteenth and subsequent years.....	4,000

HIGH SCHOOL TEACHERS.

LOWER GROUP.		UPPER GROUP.	
First year.....	\$1,000	First year.....	\$1,700
Second year.....	1,100	Second year.....	1,800
Third year.....	1,200	Third year.....	1,900
Fourth year.....	1,300	Fourth year.....	2,000
Fifth year.....	1,400	Fifth year.....	2,100
Sixth year.....	1,500	Sixth year.....	2,200
Seventh and subsequent years.....	1,600	Seventh year.....	2,300
		Eighth year.....	2,400
		Ninth year.....	2,500
		Tenth and subsequent years.....	2,600

PHYSICAL EDUCATION TEACHERS (HIGH SCHOOLS).

LOWER GROUP.		UPPER GROUP.	
Flat	\$1,300		
Teachers in high schools holding limited certificates as teachers of drawing, French, German, commercial subjects, manual training or household arts:			
LOWER GROUP.		UPPER GROUP.	
First year.....	\$1,000	Fifth year.....	\$1,200
Second year.....	1,050	Sixth year.....	1,250
Third year.....	1,100	Seventh and subsequent years.....	1,300
Fourth year.....	1,150	Teachers of physical education, music, art and manual training in high schools, holding limited certificates:	
UPPER GROUP.		UPPER GROUP.	
First year.....	\$1,400	Sixth year.....	\$1,900
Second year.....	1,500	Seventh year.....	2,000
Third year.....	1,600	Eighth year.....	2,100
Fourth year.....	1,700	Ninth and subsequent years.....	2,200
Fifth year.....	1,800	Teachers in high schools holding limited certificates as teachers of modern languages, commercial subjects or household arts:	
UPPER GROUP.		UPPER GROUP.	
First year.....	\$1,350	Fifth year.....	\$1,550
Second year.....	1,400	Sixth year.....	1,600
Third year.....	1,450	Seventh and subsequent years.....	1,700
Fourth year.....	1,500		

SUBSTITUTES (HIGH SCHOOL).

Substitutes in high schools receive \$5 or \$6 per day for days of actual service; rate is determined by superintendent.

PRINCIPALS OF ELEMENTARY SCHOOLS.

LOWER GROUP.		UPPER GROUP.	
First year.....	\$1,800	Second year.....	\$2,800
Second year.....	1,900	Third year.....	2,900
Third year.....	2,000	Fourth year.....	3,000
Fourth year.....	2,100	Fifth year.....	3,050
Fifth year.....	2,200	Sixth year.....	3,100
Sixth year.....	2,300	Seventh year.....	3,150
Seventh year.....	2,400	Eighth year.....	3,200
Eighth year.....	2,500	Ninth year.....	3,250
Ninth and subsequent years.....	2,600	Tenth year.....	3,300
UPPER GROUP.		Eleventh year.....	3,350
First year.....	\$2,700	Twelfth year.....	3,400
		Thirteenth year.....	3,450
		Fourteenth and subsequent years.....	3,500

HEAD ASSISTANTS.

LOWER GROUP.		UPPER GROUP.	
First and subsequent years.....	\$1,175		
UPPER GROUP.		UPPER GROUP.	
First year.....	\$1,025	Fourth and subsequent years.....	\$1,225
Second year.....	1,075		
Third year.....	1,125		

EIGHTH GRADE TEACHERS.

LOWER GROUP.		UPPER GROUP.	
First and subsequent years.....	\$975		
UPPER GROUP.		UPPER GROUP.	
First year.....	\$1,250	Fourth year.....	\$1,400
Second year.....	1,300	Fifth and subsequent years.....	1,500
Third year.....	1,350		

ELEMENTARY TEACHERS (PRIMARY).

LOWER GROUP.		UPPER GROUP.	
First year.....	\$650	First year.....	\$975
Second year.....	675	Second year.....	1,075
Third year.....	725	Third year.....	1,075
Fourth year.....	775	Fourth and subsequent years.....	1,175
Fifth year.....	825		
Sixth year.....	875		
Seventh and subsequent years.....	925		

GRAMMAR.

LOWER GROUP.		UPPER GROUP.	
First year.....	\$650	First year.....	\$1,000
Second year.....	700	Second year.....	1,050
Third year.....	750	Third year.....	1,100
Fourth year.....	800	Fourth and subsequent years.....	1,200
Fifth year.....	850		
Sixth year.....	900		
Seventh and subsequent years.....	950		

MISCELLANEOUS.

Teachers of the deaf and of crippled children get from \$75 to \$1,300 a year, according to group and length of service. Teachers in schools for blind get same salaries as teachers in elementary schools. Teachers in John Worthy school get \$25 per school month in excess of schedule for elementary schools.

Each elementary school having twenty-five or more divisions is allowed one extra teacher, who is paid according to the elementary school schedule, lower group.

Teachers in charge of branch schools receive extra compensation of \$75 per annum.

Teachers in charge of classes in German receive extra compensation of \$50 per annum.

Teachers in charge of industrial rooms and of rooms for subnormal children receive \$50 per annum in advance of grammar grade schedule.

Substitutes in elementary schools receive \$3 per day for days of actual service.

Teachers in practice schools receive \$200 a year in excess of grammar grade teachers.

Principals in evening schools receive from \$3 to \$5 per evening, according to length of service and size of school. Teachers get from \$2 to \$3.50 per evening.

Principals in vacation schools get \$100 for term of six weeks; teachers get \$75 per term; cadets get \$30 per term.

CHICAGO PUBLIC SCHOOL STATISTICS.

Year.	Enroll-ment.	Teach-ers.	Year.	Enroll-ment.	Teach-ers.	Year.	Enroll-ment.	Teach-ers.	Year.	Enroll-ment.	Teach-ers.
1841.....	410	5	1860.....	14,199	123	1879.....	56,587	851	1897.....	225,718	4,914
1842.....	531	7	1861.....	16,441	160	1880.....	59,602	898	1898.....	236,239	5,268
1843.....	808	7	1862.....	17,521	187	1881.....	63,141	958	1899.....	242,807	5,535
1844.....	915	8	1863.....	21,158	212	1882.....	63,314	1,019	1900.....	255,821	5,806
1845.....	1,051	9	1864-5.....	29,080	240	1883.....	72,500	1,107	1901.....	262,338	5,951
1846.....	1,107	13	1866.....	24,851	265	1884.....	76,044	1,195	1902.....	268,792	5,775
1847.....	1,317	18	1867.....	27,260	319	1885.....	78,278	1,296	1903.....	258,898	5,444
1848.....	1,517	18	1868.....	29,954	401	1886.....	83,022	1,440	1904.....	264,937	5,570
1849.....	1,794	18	1869.....	34,740	481	1887.....	84,902	1,574	1905.....	267,337	5,695
1850.....	1,919	21	1870.....	38,939	557	1888.....	89,578	1,663	1906.....	272,086	5,808
1851.....	2,287	25	1871.....	40,832	572	1889.....	93,737	1,801	1907.....	273,050	5,981
1852.....	2,404	29	1872.....	38,035	476	1890.....	135,541	2,711	1908.....	282,581	6,106
1853.....	3,086	34	1873.....	44,091	664	1891.....	146,751	3,000	1909.....	296,427	6,296
1854.....	3,500	35	1874.....	47,963	579	1892.....	157,743	3,300	1910.....	300,893	6,383
1855.....	6,826	42	1875.....	49,121	700	1893.....	166,895	3,520	1911.....	304,146	6,584
1856-7.....	8,577	61	1876.....	51,128	762	1894.....	185,358	3,812	1912.....	307,281	6,740
1858.....	10,786	81	1877.....	53,529	730	1895.....	201,380	4,326	1913.....	315,737	7,013
1859.....	12,873	101	1878.....	55,109	797	1896.....	213,835	4,668			

MAYORALTY ELECTIONS IN CHICAGO SINCE 1871.

Nov. 7, 1871.		April 7, 1891.		April 4, 1899.			
Joseph Medill, Rep.....	15,125	Hempst'd Washburne, Rep.	46,957	C. H. Harrison, Jr., Dem.	148,496		
Chas. C. P. Holden, Dem.	5,988	DeWitt C. Cregier, Dem.....	46,588	Zina R. Carter, Rep.....	107,437		
Nov. 4, 1873.		Elmer Washburn, Citizens'...		24,027	John P. Altgeld, M. O....	47,169	
H. D. Colvin, Peo. Party.....	23,791	C. H. Harrison, Sr., Ind. D.	42,921	John A. Wadhams, Pro.....	1,023		
L. L. Bond, Law and Order.	18,540	Thomas Morgan, Soc.....	2,376	August Klenkie, Soc. Lab..	1,175		
July 12, 1876.				T. G. Kerwin, Soc. Dem....	367		
Monroe Heath, Rep.....	19,248	April 4, 1893.		April 2, 1901.			
Mark Kimball, Dem.....	7,509	C. H. Harrison, Sr., Dem....	114,237	C. H. Harrison, Jr., Dem.	156,756		
J. J. McGrath, Ind.....	3,363	S. W. Allerton, Rep.....	93,148	Elbridge Haney, Rep.....	128,413		
April 3, 1877.		DeW. C. Cregier, Un. Cit.	3,032	Avery E. Hoyt, Pro.....	3,323		
Monroe Heath, Rep.....	30,881	J. Ehrenpreis, Soc. Lab....	1,000	Gus Hoyt, Soc. Dem.....	2,043		
Perry H. Smith, Dem.....	19,449	Dec. 19, 1893.		John R. Pepin, Soc. Lab..	679		
April 1, 1879.		Special election to fill vacancy caused by assassination of Carter H. Harrison, Sr.		Thomas Rhodes, Sin. Tax..	1,028		
C. H. Harrison, Sr., Dem.	25,685	John P. Hopkins, Dem.....	112,955	John Collins, Soc.....	5,384		
Abner M. Wright, Rep.....	20,496	George B. Swift, Rep.....	111,689	April 7, 1903.			
Ernst Schmidt, Soc.....	11,829	Michael Britzhus, Soc.....	2,064	C. H. Harrison, Jr., Dem.	146,208		
April 5, 1881.		Ebenezer Wakeley, Pop....	535	Graeme Stewart, Rep.....	128,548		
C. H. Harrison, Sr., Dem.	35,668	April 2, 1895.		Thomas L. Haines, Pro....	2,674		
John M. Clark, Rep.....	27,925	George B. Swift, Rep.....	143,834	Charles L. Breckon, Soc..	11,124		
Timothy O'Mara, Ind.....	764	Frank Wenter, Dem.....	103,125	Daniel L. Cruice, Ind. Lab.	9,947		
George Schilling, Soc.....	240	Bayard Holmes, Peo.....	12,852	Henry Sale, Soc. Lab.....	1,014		
April 3, 1883.		Arthur J. Bassett, Pro....	994	April 4, 1905.			
C. H. Harrison, Sr., Dem.	41,225	Ebenezer Wakeley, Peo. Sil.	302	Edward F. Dunne, Dem....	163,199		
Eugene Cary, Rep.....	30,963	April 6, 1897.		John M. Harlan, Rep.....	138,548		
April 7, 1885.		John M. Harlan, Ind. Rep.	69,730	Oliver W. Stewart, Pro....	3,294		
C. H. Harrison, Sr., Dem.	43,352	Nathaniel C. Sears, Rep....	59,542	John Collins, Soc.....	23,034		
Sidney Smith, Rep.....	42,977	Wash. Hesing, Ind. Dem....	15,427	April 2, 1907.			
William H. Bush, Pro.....	221	John Glambock, Soc. Lab..	1,230	Fred A. Busse, Rep.....	164,702		
April 5, 1887.		H. L. Parmelee, Pro.....	910	Edward F. Dunne, Dem....	151,779		
John A. Roche, Rep.....	51,249	J. Irving Pearce, Jr., Ind..	561	W. A. Brubaker, Pro.....	6,020		
Robert L. Nelson, Lab.....	23,490	Frank H. Collier, Ind. Dem.	110	George Koop, Soc.....	13,429		
Joseph L. Whitlock, Pro...	372	April 4, 1911.		Carter H. Harrison, Dem..	177,997		
April 2, 1889.		The objects of the association are to promote the beautifying of the streets, public buildings and places of Chicago; to bring to the attention of the officials and people of the city the best methods for instituting artistic municipal improvements and to stimulate civic pride in the care and improvement of private property. The board of directors of the league is composed of one sculptor, one architect, one painter, one landscape architect, four laymen and the chairman of the exhibition committee.		John A. Roche, Rep.....	45,328	Charles E. Merriam, Rep..	160,673
Ira J. Mason, Pro.....	410			W. A. Brubaker, Pro.....	2,239		
DeWitt C. Cregier, Dem.	57,340			W. E. Rodriguez, Soc.....	24,825		
Charles Orchardson, Soc...	303			Anthony Prince, Soc. Lab..	1,059		

MUNICIPAL ART LEAGUE.

Incorporated Jan. 30, 1901. Secretary's office at the Art Institute.

President—Ralph Clarkson.
 Vice-President—Lorado Taft.
 Second Vice-President—Eames MacVeagh.
 Secretary—Everett L. Millard.
 Assistant Secretary—Louis A. Damon.
 Treasurer—Charles L. Hutchinson.
 Directors—Ralph Clarkson, Lorado Taft, O. C. Simonds, William H. Bush, Mrs. William Frederick Grower, Eames MacVeagh, Mrs. C. S. Downs, Kenneth Sawyer Goodman, Myron H. West.
 Exhibition Committee—Mrs. William Frederick Grower, chairman; Mrs. H. H. Kingsley, vice-chairman; Mrs. William F. Young, secretary.

WIDTH OF TIRES REQUIRED IN CHICAGO.

	Tires, inches.	Tires, inches.	
The wide-tire ordinance passed by the Chicago city council Feb. 4, 1908, requires that all four-wheeled vehicles shall have tires proportionate to the load they carry, as follows:			
Load.		Tires, inches.	
3,000 pounds or under.....	1½	Between 6,000 and 8,000 pounds.....	3¼
Between 3,000 and 4,000 pounds.....	2	Between 8,000 and 10,000 pounds.....	3¾
Between 4,000 and 6,000 pounds.....	2½	Between 10,000 and 14,000 pounds.....	4¼
		Between 14,000 and 18,000 pounds.....	5
		Over 18,000 pounds.....	6

The width for two-wheeled trucks is double.

CHICAGO CLUBS AND CLUBHOUSES.

- Arche—President, Mrs. Charles B. Caldwell; corresponding secretary, Mrs. A. M. Fogg.
- Bankers—President, Nelson N. Lampert; secretary and treasurer, W. D. C. Street.
- Builders—412-413 Chamber of Commerce building; president, Harry C. Knisely; secretary, Thomas J. Maney.
- Calumet—Michigan avenue and 20th street; president, Lawrence Heyworth; secretary, Walter E. Falthorn.
- Caxton—Tenth floor Fine Arts building; president, James W. Thompson; secretary, Thomas W. Swan.
- Chicago Athletic Association—12 South Michigan avenue; president, David B. Gann; secretary, Louis Wolf.
- Chicago Architectural—39 West Adams street; president, George A. Awsumb; secretary, Harry C. Bentley.
- Chicago Automobile—321 Plymouth court; president, Allan S. Ray; secretary, C. G. Sinsbaugh.
- Chicago Club—Michigan avenue and Van Buren street; president, John S. Runnells; secretary, W. R. Odell.
- Chicago Polo—President, Jarvis Hunt; secretary and treasurer, Wilson Nixon.
- Chicago Woman's—410 South Michigan avenue; president, Mrs. George Bass; corresponding secretary, Mrs. Otis L. Beardsley.
- Chicago Woman's Aid—Indiana avenue and 21st street; president, Mrs. Moses L. Purvin; corresponding secretary, Mrs. Maurice L. Ash, 5210 South Park avenue.
- Chicago Yacht—Foot of Monroe street, outer harbor; commodore, William A. Lydon; secretary, George L. Weed.
- City Club—315 Plymouth court; president, Alfred L. Baker; secretary, Henry P. Chandler; civics secretary, George E. Hooker.
- Cliff Dwellers—216 South Michigan avenue; president, Hamlin Garland; secretary, W. N. C. Carlton.
- Colonial Club of Chicago—4445 Grand boulevard; president, A. K. Brown; secretary, Thomas J. Finn.
- Columbia Yacht—Lake front, foot of Randolph street; commodore, James B. Pugh; secretary, Arthur G. Fox.
- Commercial—President, Benjamin Carpenter; secretary, Walter B. Smith.
- Edgewater Country—5653 Winthrop avenue; president, J. A. McLean; secretary, Lee H. Stiles.
- Englewood—6222 Harvard avenue; president, Frank M. Fulton; secretary, Harold Dickey.
- Englewood Woman's Club—6732 Wentworth avenue; president, Mrs. F. T. Avery; secretary, Mrs. F. B. Ormsby.
- Evanston Woman's—President, Mrs. Rufus C. Dawes; corresponding secretary, Mrs. Perkins B. Bass.
- Farragut Yacht Club—Lake shore, foot of 33d street; commodore, F. W. Weston; secretary, H. L. Rich.
- Fortnightly—Fine Arts building; president, Mrs. Henry S. Robbins; corresponding secretary, Mrs. Ralph Clarkson.
- Forty Club—President, Wilbur D. Nesbit; secretary, Charles H. Burras.
- German Club of Chicago—President, Oscar A. Kropf; secretary, Charles Wurster.
- Germania Mannerchor—106 Germania place; president, H. O. Lange; secretary, E. A. Siebel.
- Hamilton—20 South Dearborn street; president, Guy Guernsey; secretary, Richard Y. Hoffman.
- Illinois Athletic—112 South Michigan avenue; president, W. Y. Perry; secretary, Albert MacRae.
- Illinois—113 South Ashland boulevard; president, Harry McCormack; secretary, P. J. V. McKlan.
- Industrial—President, Marvin B. Pool; secretary, W. R. Abbott.
- Irish Fellowship—President, Charles French; secretary, George E. Warren.
- Iroquois—21 North LaSalle street; president, A. F. Reichmann; corresponding secretary, William Rathmann.
- Kenwood—Lake avenue and 47th street; president, George R. Jenkins; secretary, G. E. Bliss.
- Kenwood Country—Drexel boulevard and 48th street; president, Charles S. Winston; secretary, D. W. Westervelt.
- Kilo—26 South Wabash avenue; president, Mrs. John S. McClelland; corresponding secretary, Mrs. Charles D. Campbell.
- Lincoln Park Yacht—Commodore, A. M. Andrews; secretary, O. P. Sundell.
- Mid-Day—First National Bank building, 17th floor; president, Silas H. Strawn; secretary, J. L. Cochran.
- Nike—700 Oakwood boulevard; president, Mrs. Anna M. Mullin; secretary, Miss Cecilia Hefter.
- Oak Park—President, A. S. Ray; secretary, R. B. Piltcraft.
- Oaks—Lake street and Waller avenue; president, George H. Grotz; secretary, A. G. Seaholm.
- Press Club—26 North Dearborn street; president, Walter A. Washburne; recording secretary, J. H. Ashley.
- Quadrangle—Lexington avenue and 53th street; president, Gordon J. Laing; secretary, Gilbert A. Bliss.
- Rotary—38 South Dearborn street; president, George L. Wilson; secretary, Alfred A. Packer.
- Saddle and Cycle—Sheridan road and Foster avenue; president, B. M. Winston; secretary, J. A. Stevenson.
- Social Service—President, Frank E. Wing; secretary, Arthur J. Strawson.
- South End Woman's—President, Mrs. E. Cohen; recording secretary, Mrs. Frank Clute, 8918 Exchange avenue.
- South Shore Country—Lake shore and 67th street; president, Frederick Bode; secretary, J. W. Carey.
- Southern—116 South Michigan avenue; president, Dixon C. Williams; secretary, Y. B. Jouis.
- Southern Woman's—President, Mrs. Thomas White; secretary, Miss Mary L. Behan.
- Standard—Michigan avenue and 24th street; president, Samuel Deutsch; secretary, Joseph Weisenbach.
- Swedish Club of Chicago—1258 LaSalle avenue; president, C. S. Peterson; secretary, Axel Hulten.
- Tavern—President, James T. Clyde; secretary, J. C. Hutchins.
- Three Arts—1614 LaSalle avenue; president, Miss Gwethalyn Jones; secretary, Mrs. George A. Seavers, Jr.
- Town and Country—2841 Washington boulevard; president, Dr. C. St. Clair; secretary, Harry G. Dengel.
- Twentieth Century—President, Franklin H. Head; secretary, William M. Payne, 2246 Michigan avenue.
- Union League—Jackson boulevard and Federal street; president, Judge W. H. McSurely; secretary, A. F. Allen.
- Union Printers—28 North 5th avenue; president, Charles G. Stevens; secretary, Joseph Larson.
- United Irish Societies of Chicago—President, James T. Clarke; corresponding secretary, Charles McGready.
- University—Michigan avenue and Monroe street; president, Walter L. Fisher; secretary, William F. Anderson.
- West End Catholic Woman's—President, Mrs. D. R. McAuley; corresponding secretary, Mrs. Joseph P. Kamp.
- West End Woman's—35 South Ashland boulevard; president, Mrs. J. Hobart Beers; corresponding secretary, Mrs. Gilman W. Smith.
- Woman's Athletic—606 South Michigan avenue; president, Mrs. Will H. Lyford; secretary, Mrs. George W. Dixon.
- Woman's City—President, Mrs. Mary H. Wilmarth; secretary, Mrs. W. B. Owen.
- Woman's Club of Austin—President, Mrs. Charles J. Gibson; corresponding secretary, Mrs. E. G. Snodgrass.
- Woman's New Century—President, Mrs. W. J. Austin; corresponding secretary, Mrs. C. E. Hodge.
- Woodlawn Park—64th street and Woodlawn avenue; president, S. A. Kennedy; secretary, H. B. Taylor.
- Woodlawn Woman's—President, Mrs. Anna F. Johns; corresponding secretary, Mrs. Victoria K. Walte.
- Young Fortnightly—925, 410 South Michigan avenue; president, Mrs. Lillian R. Montgomery; corresponding secretary, Mrs. Mary T. Lord.

MUSIC IN CHICAGO.

CHICAGO SYMPHONY ORCHESTRA.

Founded by Theodore Thomas.

The Theodore Thomas orchestra was organized in Chicago in 1890-1891 by a number of men interested in promoting the highest class of instrumental music. The Orchestral association was incorporated Dec. 16, 1890, and Theodore Thomas, famous for many years as a conductor, was engaged to lead the new organization, which was then named the Chicago orchestra. The preparations were completed in 1891 and the first public rehearsal was given at the Auditorium Friday afternoon, Oct. 16, of that year. Financially the result of the first season was discouraging, the fifty or more gentlemen guaranteeing the expenses being compelled to meet a deficit of about \$53,000. Receipts, however, continued to increase from year to year until the orchestra was finally placed on a permanent basis. This was accomplished when Orchestra Hall, erected by subscriptions from more than 8,000 persons, was erected at 220 South Michigan avenue, and the organization was provided with a home of its own. The first concert there was given Wednesday evening, Dec. 14, 1904. Theodore Thomas died Jan. 4, 1905, and the orchestra, which until then had been called the Chicago orchestra, was named the Theodore Thomas orchestra. Feb. 24, 1913, the title was changed to The Chicago Symphony orchestra (founded by Theodore Thomas). Frederick Stock, after the death of Mr. Thomas, was made conductor, a position he still holds. The plan of giving two performances a week—a public rehearsal on Friday afternoon and a concert on Saturday evening—has been followed from the beginning. The season consists of twenty-eight weeks, beginning in October and ending in April.

The first officers of the Orchestral association were: N. K. Fairbank, president; C. Norman Fay, vice-president; P. A. McEwan, treasurer and secretary; Millward Adams, manager.

OFFICERS IN 1913.

President—Bryan Lathrop.
Vice-President—Clyde M. Carr.
Secretary—Philo A. Otis.
Treasurer and Manager—Frederick J. Wessells.
Assistant Manager—Henry E. Voegelin.
Trustees—George E. Adams, Joseph Adams, Max Baird, William L. Brown, Clyde M. Carr, Frederick A. Delano, J. J. Glessner, C. H. Hamill, Chauncey Keep, Bryan Lathrop, Harold F. McCormick, Philo A. Otis, Clarence M. Woolley.
Office—850 Orchestra building.

CHICAGO GRAND OPERA COMPANY.

The Chicago Grand Opera company was established in 1910 by a number of citizens of Chicago and New York, who organized with a capital of \$500,000, of which \$300,000 was subscribed in Chicago and the remainder in the east. The Auditorium was leased, important alterations made and the first performance by the new company was given there in November, 1910. The officers were: President—Harold F. McCormick.

Vice-Presidents—Charles G. Dawes and Otto H. Kahn.

Treasurer—Charles L. Hutchinson.
Secretary—Philip M. Lydig.

Chairman Executive Committee—Clarence H. Mackay.
Vice-Chairman Executive Committee—John C. Shaffer.

Directors—The above named officers and Robert Goetel, Frederick T. Haskell, John J. Mitchell, Ira N. Morris, LaVerne W. Noyes, Max Pam, Julius Rosenwald, John G. Shedd, Charles A. Stevens, Harry Payne Whitney, H. Rogers Winthrop.

General Manager—Andreas Dippel.
General Musical Director—Cleofonte Campanini.
Business Manager—Bernhard Ulrich.

FIRST SEASON (1910-1911).

First performance ("Aida") given Nov. 3, 1910.

First season ended Jan. 18, 1911.

Receipts \$400,407.50.

Operas produced for the first time in Chicago:

Debussy's "Pelleas et Melisande" (Nov. 5, 1910).

Charpentier's "Louise" (Nov. 9, 1910).
Richard Strauss' "Salome" (Nov. 25, 1910).
Massenet's "Thais" (Dec. 6, 1910).
Puccini's "The Girl of the Golden West" (Dec. 27, 1910).

Principal singers:

Mary Garden.	Jeanne Korolewicz.
Nellie Melba.	Enrico Caruso.
Geraldine Farrar.	Amedeo Bassi.
Lillian Grenville.	Charles Dalmores.
Carolina White.	Mario Sammarco.
Marguerita Sylva.	Antonio Scotti.
Suzanne Dumesnil.	Mario Guardabassi.
Jane Osborn-Hannah.	John McCormack.
Eleonora de Cisneros.	Hector Dufranne.
Johanna Gadscki.	

SECOND SEASON (1911-1912).

First performance ("Samson et Dalila") Nov. 22.
Second season ended Jan. 27, 1912.

Receipts, \$471,600.98.

Operas produced for first time in Chicago:

Massenet's "Cendrillon" (Nov. 27, 1911).
Wolf-Ferrari's "Il Segreto di Susanna" (Dec. 7).
Massenet's "Le Jongleur de Notre Dame" (Dec. 7).
Victor Herbert's "Natoma" (Dec. 15).
Jean Nougues' "Quo Vadis" (Dec. 20).
Wolf-Ferrari's "The Jewels of the Madonna" (Jan. 16, 1912).*

*First time in America.

Principal singers:

Mary Garden.	Jenny Dufau.
Luisa Tetrazzini.	Alice Zeppilli.
Mme. Schumann-Heink.	Kosina Gailli.
Olive Fremstad.	Henri Scott.
Maggie Teyte.	Hector Dufranne.
Jane Osborn-Hannah.	Mario Sammarco.
Jeanne Gerville-Reach.	Armand Crabbe.
Minnie Saltzman-Stevens.	Charles Dalmores.
Carolina White.	Amedeo Bassi.
Marta Wittkowska.	Edmond Warnery.
Eleonora de Cisneros.	George Hamlin.
Agnes Berry.	Mario Guardabassi.
Mabel Regelman.	Clarence Whitehill.
Marie Cavan.	John McCormack.

THIRD SEASON (1912-1913).

First performance ("Manon Lescaut") Nov. 26.
Third season ended Feb. 1, 1913.

Receipts for ten weeks, \$508,000.

Operas produced for the first time in Chicago:

Cranger's "Noel" (Jan. 8, 1913).
Zandonai's "Conchita" (Jan. 30, 1913).
*First time in the United States.

Principal singers:

Mary Garden.	Ernestine Schumann-Heink.*
Luisa Tetrazzini.	Jane Osborn-Hannah.
Maggie Teyte.	Minnie Saltzman-Stevens.
Tarquinia Tarquini.	Louise Berat.
Jennie Dufau.	Titta Kufo.
Mabel Regelman.	Mario Sammarco.
Minnie Egner.	Charles Dalmores.
Carolina White.	Aristodemio Giorgini.
Eleonora de Cisneros.	Constantin Nicolay.
Ruby Heyl.	Nicolo Fossetta.
Alice Zeppilli.	Henri Scott.
Marie Cavan.	Emilio Venturini.
Lilian Nordica.*	*Guest artists.

MANAGEMENT (1913-1914).

President—Harold McCormick.
Vice-Presidents—Charles G. Dawes, Otto H. Kahn.

Treasurer—Charles L. Hutchinson.
Board of directors—John C. Shaffer, vice-chairman; R. T. Crane, Charles G. Dawes, Harold F. McCormick, La Verne W. Noyes, Max Pam, John G. Shedd.

Board of Directors—Frederick Bode, H. M. Bylesby, R. T. Crane, Charles G. Dawes, Frederick T. Haskell, Charles L. Hutchinson, Otto H. Kahn, Harold F. McCormick, John J. Mitchell, Ira N. Morris, La Verne W. Noyes, Max Pam, George F. Porter, Julius Rosenwald, John C. Shaffer, John G. Shedd, Charles A. Stevens, F. D. Stout.
General Director—Cleofonte Campanini.
Business Manager—Bernhard Ulrich.

PROPOSED PASSENGER SUBWAY SYSTEM FOR CHICAGO.

The harbor and subway commission and the subcommittee of the council committee on local transportation submitted a joint report Sept. 10, 1912, on a "comprehensive scheme of subways which shall extend into the outlying districts and which shall be designed to remedy the existing traction evils of the city of Chicago." The general plan recommended was a high level subway as close as possible to the surface of the streets and avoiding all grade crossings. The power system contemplated comprised alternating current generation and distribution and direct current operation of motors. The estimates were based on a third rail direct current system of conductors. The capacity of the subways outlined in the report was estimated at 180,000 seats per hour.

PROPOSED ROUTES.

Following were the routes recommended:
 North to South Side—Beginning at Lawrence and Evanston avenues, a two track subway in Evanston avenue to Irving Park boulevard and Halsted street; south in Halsted street to Fullerton avenue.

Beginning at Lawrence and Lincoln avenues, a two track subway in Lincoln avenue to Halsted street and Fullerton avenue.

The two subways from the north joining at Halsted street and Fullerton avenue are continued as a four track subway southeast in Lincoln avenue to Clark street; south in Clark street to some point just north of the river (subject to further engineering investigation). Thence a two track subway for express trains south in Clark street to Polk street or some street farther south; east in Polk street or some other street to State street; south in State street in a four track subway to 55th street. A two track subway east in 55th street to Cottage Grove avenue; south in Cottage Grove avenue to 79th street. Transfers can be made from this subway at Fullerton avenue to the Halsted street subway; at Clark and Madison streets to the Madison street subway; at Harrison and Clark streets to the southwest subway.

North Side to Northwest Side—Two of the four tracks from the North Clark street subway continue in a two track subway east from Clark street to State street; thence south in State street to Harrison street; west in a two track subway in Harrison street to Halsted street and Blue Island avenue; thence continuing southwest in Blue Island avenue to 22d street and Ashland avenue; west in 22d street to Marshall boulevard; south in Marshall boulevard to 26th street; west in 26th street to South 40th avenue. Transfers can be made from the subway at Fullerton avenue to the Halsted street subway, at State street to the "Northwest Side to South Side" subways, at Halsted and Harrison streets to Halsted street subway.

Northwest Side to South Side—Beginning at Elston and Kedzie avenues, a two track subway in Elston avenue southeast to Belmont and California avenues; south in California avenue to Milwaukee avenue; southeast in Milwaukee avenue to Desplaines or Canal street. Continuing south in Desplaines or Canal street to Randolph street; east in Randolph street to State street; south in State street in the four track subway to 55th street and State street; thence west in 55th street in a two track subway to Western avenue. Transfers can be made from the subway at Milwaukee avenue and Halsted street to the Halsted street subway; at State street to the "North Side to Southwest Side" subway; at 55th street and Halsted street to Halsted street subway.

A two track subway in Armitage avenue from

North 40th avenue to Milwaukee avenue, connecting with the Elston-Milwaukee avenue line.

Halsted Street—Beginning at the junction of the Lincoln and Evanston avenue lines at Fullerton avenue, a two track subway in Halsted street to 79th street. Transfers can be made from this subway at Fullerton avenue to the "North Side to South Side" and the "North Side to Southwest Side" subways; at Milwaukee avenue to the "Northwest Side to South Side" subway; at Harrison street to the "North Side to Southwest Side" subway; at 55th street to the "Northwest Side to South Side" subway.

Madison Street—Beginning at South Clark street, a two track subway in Madison street to 40th avenue. Transfers can be made from the subway at Halsted street to the Halsted street subway; at Clark and Madison streets to the "North Side to South Side" subway. This subway may eventually be extended south in Clark street and other streets to serve the southwestern part of the city.

ESTIMATED COST OF SUBWAYS.

North side to Lawrence avenue.....	\$20,123,000
South side to 79th street.....	25,778,000
West side to 40th avenue.....	31,049,000
Halsted street.....	19,307,000

Total	96,257,000
Estimated cost of equipment.....	34,844,000

Total	131,101,000
-------------	-------------

The equipment will be furnished by the operating company.

Two plans for financing the project were suggested. One was to have the city build the subways out of the proceeds of legalized Mueller certificates and the other to have them built by private capital under such conditions as would insure absolute municipal control. It was subsequently ascertained that the scheme could not be financed by the issuance of Mueller certificates.

The joint report was signed by John Ericson, James J. Reynolds and E. C. Shankland of the harbor and subway commission and by Aldermen Eugene Block (chairman), John A. Riebert, Patrick J. Carr, William F. Schultz, William J. Healy, Henry D. Capitain and Charles Twigg, subcommittee of the council committee on local transportation.

ARNOLD SUBWAY PLAN.

Little or no progress was made with the subway project, but the matter was taken up by the council transportation committee in the fall and expert advice was sought. A plan submitted by Blon J. Arnold received favorable consideration from the committee. He recommended that the city proceed to the construction of two initial subways for the use of the surface lines. The north and south route, he said, should be under Clark street from North avenue to 22d street. For the east and west bores he outlined a "loop back" in the downtown section, entering it by way of the Washington street tunnel, proceeding east to Michigan avenue, and leaving the loop by the Van Buren street tunnel, and vice versa.

He estimated the first of these routes to cost \$9,600,000 and the second \$4,900,000, a total of \$14,500,000. This figure, he pointed out, is well within the amount held available under the subway provisions of the traction ordinances. The city had \$11,000,000 in its subway fund, it would receive another \$2,000,000 next April, and it could compel the companies to contribute \$5,000,000, making the total \$18,000,000.

TUNNELS UNDER THE CHICAGO RIVER.

Washington Street—Built 1867-1869; length, 1,605 feet; cost \$517,000; rebuilt 1909-1911.

LaSalle Street—Built 1869-1871; length, 1,890 feet; cost \$566,000; rebuilt 1909-1912; length, 2,000 feet; cost \$1,200,000.

Van Buren Street—Built 1891-1892; length, 1,514 feet; cost \$1,000,000; rebuilt 1909-1912.

All used for street railway purposes.

CHICAGO STREET GRADES.

The grade of the streets in the central portion of Chicago has been raised three times. In 1855 it was raised from 2½ to 3 feet above the then existing surface, and it was again raised by about the same amount in 1857 and 1872, making the present level fourteen feet above "city datum," which is the low-water mark of the lake in 1847.

HOSPITALS AND DISPENSARIES OF CHICAGO.

Abraham Lincoln—2941 Calumet avenue.
 Alexian Brothers'—1200 Belden avenue.
 Angustana—2043 Cleveland avenue.
 Beulah—2148 North Clark street.
 Bohemian—1333 South California avenue.
 Chicago Baptist—Rhodes avenue and 34th street.
 Chicago Charity—2407 Dearborn street.
 Chicago City Infant—721 LaSalle avenue.
 Chicago Fresh Air—2450 Howard avenue.
 Chicago Homeopathic—711 South Wood street.
 Chicago Hospital—811 East 49th street.
 Chicago Lying-In—515 South Ashland boulevard.
 Chicago Maternity—2314 North Clark street.
 Chicago Polyclinic—221 West Chicago avenue.
 Chicago Union—830 Wellington street.
 Children's—Wood street, near Polk.
 Children's Memorial—735 Fullerton avenue.
 Columbia—4607 Champlain avenue.
 Columbus—2540 Lake View avenue.
 Columbus Extension—West Polk and Lytle streets.
 Cook County—West Harrison and Wood streets.
 Detention—Wood and West Polk streets.
 Durand, Annie W.—Wood and York streets.
 Emergency (city)—1065 West Monroe street, 540 West Van Buren street, 1260 West Madison street and 621 Orleans street.
 Englewood—West 60th and South Greer streets.
 Evangelical Deaconesses'—408 Wisconsin street.
 Fort Dearborn—3830 Rhodes avenue.
 Frances E. Willard National Temperance—710 South Lincoln street.
 Garfield Park—3815 Washington boulevard.
 George Smith Memorial—See St. Luke's.
 German-American—741 Diversey boulevard.
 German Hospital—549-559 Grant place.
 Grace—398 South Sangamon street.
 Hahnemann—2814 Groveland avenue.
 Henrotin Memorial—939 LaSalle avenue.
 Illinois Charitable Eye and Ear Infirmary—904 West Adams street.
 Iroquois Memorial Emergency—23 North Market-st. Isolation—S. Lawndale-av. and W. 36th-st.
 Jefferson Park—1402 West Monroe street.
 Lakeside—417 Lake avenue.
 Lake View—4420 Clarendon avenue.
 Lincoln—2943 Calumet avenue.
 Littlejohn—1410 West Monroe street.
 Lynde—1957 West 20th street.
 Maimonides—1519 South California avenue.
 Mary Thompson—West Adams and Paulina streets.
 Memorial Institute for Infectious Diseases—South Wood and York streets.
 Mercy—Calumet avenue and 26th street.
 Michael Reese—Groveland avenue and 29th street.
 Monroe Street—2501 West Monroe street.
 North Chicago—2551 North Clark street.
 Northwest Side—1627 West North avenue.
 Norwegian Lutheran—1138 North Leavitt street.
 Norwegian Lutheran Tabitha—1044 N. Francisco-av. Park Avenue—1940 Park avenue.
 Passavant Memorial—147 West Superior street.
 People's—2184 Archer avenue.
 Post-Graduate—Dearborn and 24th streets.
 Presbyterian—West Congress and Wood streets.
 Provident—Dearborn and 36th streets.
 Pullman—11217 Watt avenue.
 Ravenswood—1917 Wilson avenue.
 Rhodes Avenue—Rhodes avenue and 32d street.
 Robert Burns—3807 Washington boulevard.
 St. Ann's—4900 Thomas street.
 St. Anthony de Padua—West 19th street and Marshall boulevard.

St. Bernard's Hotel Dieu—6337 Harvard avenue.
 St. Elizabeth's—North Claremont avenue and Le-moyne street.
 St. Joseph's—Garfield avenue and Burling street.
 St. Luke's—1433 Michigan avenue.
 St. Mary of Nazareth—North Leavitt and Thomas streets.
 Sarah Morris Hospital for Children—Groveland avenue and East 29th street.
 South Chicago—2323 East 92d place.
 Streeter—2646 Calumet avenue.
 Swedish Covenant—2745 Foster avenue.
 United States Marine—4141 Clarendon avenue.
 University—432 South Lincoln street.
 Washington Park—60th street and Vernon avenue.
 Wesley—2449 Dearborn street.
 West Side—1844 West Harrison street.

DISPENSARIES.

Alexian Brothers' Hospital—Belden and Racine avenues.
 American Medical Missionary—828 West 35th place; open 1 to 5 and 7 to 8 p. m.
 Bennett Free—300 North Ada; open 9 a. m. to 5 p. m.
 Bureau of Personal Service—720 West 12th street; 10 a. m. to 2 p. m.
 Central Free—West Harrison and Wood; 9 a. m. to 5 p. m., except Sundays.
 Chicago Lying-In—Maxwell and Newberry.
 Chicago Polyclinic—219 West Chicago avenue; 8:30 a. m. to 6 p. m. daily.
 Chicago Public—Dearborn and 24th; all day.
 German Hospital—Hamilton court and Grant place; 9 a. m. to 5 p. m., except Sundays.
 Hahnemann College Free—2811 Cottage Grove avenue; all day.
 Hahnemann College Free Clinic for Tuberculosis—2817 Cottage Grove avenue.
 Hering College Free—703 South Wood; 8 a. m. to 5 p. m., except Sundays.
 Illinois Charitable Eye and Ear—124 South Peoria; 1:30 to 3 p. m., except Sundays and holidays.
 Jewish Aid Society and Emanuel Mandel, West Side, Free—1012 Maxwell; daily except Sunday.
 Littlejohn College—1422 West Monroe street.
 Marcy Center—1335 Newberry avenue; 2 to 4 p. m., except Fridays and Sundays; Saturday, 11 a. m. to 4 p. m.
 Mary Thompson—West Adams and Paulina; 2 to 4 p. m., except Sundays.
 Mercy Free—2526 Calumet avenue.
 North Star—157 West Superior; 1 to 2 p. m., except Sundays and holidays.
 Olivet—717 Vedder street.
 Provident—Dearborn and 36th.
 St. Anthony's Free—2033 Frankfort; daily.
 South Side—2431 Dearborn; 10 a. m. to 12 m. and 2 to 4 p. m. daily.
 Volunteers of America, Free—1201 Washington boulevard.
 West Side Free—Congress and Honore (College of Physicians and Surgeons); daily, except Sundays, 1 to 4 p. m.

CHICAGO TUBERCULOSIS INSTITUTE.

1012 Otis building.

President—Theodore B. Sachs, M. D.
 Superintendent—James Minnick.
 Assistant Superintendent—Arthur J. Strawson.

CHICAGO BUREAU OF PUBLIC EFFICIENCY.

Organized in 1910.

Trustees—Jullus Rosenwald, chairman; Alfred L. Baker, treasurer; Onward Bates, George G. Finell, Charles R. Crane, Henry B. Favill, Walter L. Fisher, Charles E. Merriam, Victor Eiting.
 Director—Harris S. Keeler.
 Secretary—George C. Sikes.
 Headquarters—City Club building, 315 Plymouth-st.
 The purposes of the organization are:

(1) To scrutinize the systems of accounting in the eight local governments of Chicago.
 (2) To examine the methods of purchasing materials and supplies and letting and executing con-

struction contracts in these bodies.

(3) To examine the pay rolls of these local governing bodies with a view of determining the efficiency of such expenditures.

(4) To make constructive suggestions for improvements in the directions indicated under 1, 2 and 3, and to co-operate with public officials in the installation of these improved methods.

(5) To furnish the public with exact information regarding public revenues and expenditures, and thereby promote efficiency and economy in the public service.

NEW STREET NAMES IN CHICAGO.

[Established by ordinances of city council effective Aug. 15, 1913.]

Old name and district.	New name.	Old name and district.	New name.
"A"-st. (N. D.)	Hamburg-st.	Columbia-st. (W. D.)	Concord-pl.
Adams-av. (H. P.)	Baute-av.	Congress-pk. (W. D.)	S. Talman-av.
Adeptus-ct. (J.)	Llano-av.	College-av. (N. P.)	Naper-av.
Aldine-st. (S. D.)	Eden-av.	Cornelia-st. (W. D.)	W. Walton-st.
Alexander-pl. (L. V.)	Crescent-pl.	Cottage Grove-av. (H. P.)	Corliss-av.
Alma-av. (Aus.)	Latrobe-av.	Crescent-av. (N. P.)	Ardmore-av.
Alton-av. (N. P.)	Nordica-av.	Crescent-av. (N. P.)	Nickerson-av.
Anderson-st. (J.)	Larned-av.	Crescent-rd. (J.)	Hennepin-st.
Archer-pl. (L.)	W. 40th st.	Crescent-rd. (J.)	McClellan-av.
Arlington-av. (Aus.)	S. Mayfield-av.	Curtis-av. (H. P.)	Edbrooke-av.
Armour-av. (S. D., L.)	Federal-st.	Davis-av. (J.)	Moreland-av.
Ash-st. (J.)	Neenah-av.	Dearborn-av. (E. P.)	Greenleaf-av.
Ashland-pl. (W. D.)	Emerson-av.	Dearborn-av. (N. D.)	N. Dearborn-st.
Atlantic-av. (N. P.)	Oketo-av.	Dearborn-st., S. (L.)	Lafayette-av.
Baird-av. (Aus.)	Lorel-av.	Depot-st. (W. D.)	S. Rockwell-st.
Baldwin-st. (W. D.)	N. Winchester-av.	Diversey-ct. (L. V.)	Magnolia-av.
Batavia-av. (J.)	Magnet-av.	Division-av. (J.)	Marietta-av.
Bates-av. (J.)	Lieb-av.	Dixon-av. (J.)	Livermore-av.
Beach-ct. (L. V.)	Frontier-av.	Douglas-pl. (S. D.)	E. 34th-pl.
Belden-ct. (N. D.)	Cambridge-av.	Drexel-bd. (E. P.)	Olmsted-av.
Bellevue-av. (N. P.)	Sayre-av.	Drexel-ct. (H. P.)	Maryland-av.
Berry-st. (J.)	Farragut-av.	East-ct. (L. V.)	Hudson-av.
Bishop-ct. (W. D.)	N. Bishop-st.	East River-st. (H. P.)	Boyd-av.
Blaine-av. (J.)	Milwaukee-av.	East Wharf (J.)	Libby-av.
Blaine-pl. (W. D.)	Quincy-st.	Eberly-av. (J.)	N. St. Louis-av.
Bloomington-rd. (W. D.)	Blomington-av.	Edgewater-pl. (L. V.)	Hecker-av.
Blucher-st. (L. V.)	Wilton-av.	Edgewater-ter. (L. V.)	Gregory-st.
Bowmanville-rd. (L. V.)	Bowmanville-av.	Edison-st. (N. P.)	Olcott-av.
Bowen-st. (J.)	Berwyn-av.	Edwards-st. (J.)	Gale-st.
Bowen-st. (J.)	Lynch-av.	Eldredge-pl. (S. D.)	E. 9th st.
Bowen-av. (H. P.)	E. 41st-pl.	Elizabeth-av. (H. P.)	Cabokia-av.
Bradley-av. (N. P.)	Ignatius-st.	Ellerton-av. (J.)	Loyd-av.
Brantwood-av. (J.)	Kercheval-av.	Ellis-av. (E. P.)	Iroquois-av.
Brook-av. (J.)	Le Mal-av.	Elmer-av. (J.)	Manton-av.
Bross-ct. (S. D.)	Hoyt-av.	Elston-av. (J.)	Indian-rd.
Bryan-av. (R. P.)	Junata-st.	Elston-ct. (J.)	Argyle-st.
Buena Vista-pl. (S. D.)	W. 25th-st.	Emerald-st. (Aus.)	Kamerling-av.
Buena Vista-ter. (N. D.)	Vista-ter.	Emerson-rd. (J.)	Lehigh-av.
Burnhans-av. (N. P.)	Oconto-av.	Enfield-av. (J.)	Lundy-av.
Butler-st. (S. D., L., Cal.)	Normal-av.	Erle-av. (H. P.)	Baltimore-av.
"C"-st. (N. D.)	McLean-av.	Euclid-st. (N. P.)	Newcastle-av.
Caldwell-av. (J.)	Miami-av.	Euclid-av. (E. P.)	Avondale-av.
Calland-ct. (J.)	Kongee-av.	Euclid-av. (E. P.)	Imperial-st.
Calumet-av. (H. P.)	Forest-av.	Eugenie-ct. (N. D.)	Fern-st.
Calumet-av. (E. P.)	Oliphant-av.	Evanston-av. (L. V.)	Broadway.
Campbell-av. S. (L.)	S. Artesian-av.	Evanston-av. (R. P.)	Sheridan-rd.
Campbell-st. (S. D.)	Heald-av.	Evergreen-st. (N. P.)	Newark-av.
Canal-pl. (W. D.)	McLean-av.	Evergreen-ct. (W. D.)	Holly-av.
Canal-st., S. (Cal.)	Eggleston-av.	Ewing-st. (W. D.)	Gilpin-pl.
Candis-av. (J.)	Lacey-av.	Ewing-pl. (W. D.)	Pierce-av.
Carpenter-rd. (J.)	Lillard-av.	Fairview-av. (J.)	Las Casas-av.
Carpenter-ct. (J.)	Lovejoy-av.	Faraday-av. (J.)	Kewance-av.
Catalpa-pl. (W. D.)	N. Albany-av.	Farragut-av. (H. P.)	Buffalo-av.
Catalpa-ct. (W. D.)	N. Albany-av.	Fiftieth-av. N. (J., W. D.)	N. Laverne-av.
Cedar-st. (Aus.)	W. Superior-st.	Fiftieth-av., S. (Aus.)	S. Laverne-av.
Central-st. (E. P.)	N. Hilldale-av.	Fiftieth-ct., N. (J., W. D.)	Lawler-av.
Central-av. (J.)	Narragansett-av.	Fifty-first-av., N. (J., W. D.)	Leclair-av.
Central-av. (H. P.)	Chappel-av.	Fifty-first-av., S. (Aus.)	S. Leamington-av.
Center-st. (E. P.)	Touhy-av.	Fifty-first-ct., N. (J., W. D.)	N. Leamington-av.
Center-av., N. (W. D.)	N. Racine-av.	Fifty-second-av., N. (J., Aus.)	N. Laramie-av.
Center-av., S. (S. D., L., Cal.)	S. Racine-av.	Fifty-second-av., S. (Aus.)	S. Laramie-av.
Ceylon-av. (N. P.)	Nina-av.	Fifty-second-ct., N. (J., Aus.)	Latrobe-av.
Charles-ct. (H. P.)	Booth-av.	Fifty-third-av., N. (J., Aus.)	S. Lockwood-av.
Chase-st. (W. D.)	N. Elizabeth-st.	Fifty-third-av., S. (Aus.)	N. Lockwood-av.
Cheney-st. (J.)	Ludlam-av.	Fifty-third-ct., N. (J., Aus.)	Lorel-av.
Cheney-av. (N. P.)	New Hampshire-av.	Fifty-fourth-av., N. (J., Aus.)	Long-av.
Cherry-pl. (W. D.)	Shakespeare-av.	Fifty-fourth-ct., N. (J., Aus.)	N. Lotus-av.
Chestnut-st. (E. P.)	Olcott-av.	Fifty-fourth-ct., N. (J.)	Lind-av.
Chestnut-pl. (N. D.)	Ernst-ct.	Fifty-fourth-ct., N. (J.)	Linder-av.
Chicago-av. (E. P.)	Avondale-av.	Fifty-fifth-av., N. (J., Aus.)	Linder-av.
Chicago-ter. (W. D.)	W. Erie-st.	Fifty-fifth-ct., N. (J., Aus.)	Luna-av.
Choctaw-av. (J.)	Kasson-av.	Fifty-sixth-av., N. (J.)	N. Central-av.
Church-ct. (S. D.)	Grady-ct.	Fifty-sixth-ct., N. (J.)	N. Parkside-av.
Church-pl. (W. D.)	Arade-pl.	Fifty-seventh-av., N. (J.)	N. Major-av.
Cicero-ct. (W. D.)	S. Maplewood-av.	Fifty-seventh-ct., N. (J.)	Mango-av.
Clare-av. (J.)	Markham-av.	Fifty-eighth-av., N. (J.)	N. Menard-av.
Clarendon-st. (N. P.)	Palatine-av.	Fifty-eighth-ct., N. (J.)	Mascouton-av.
Clarendon-st. (N. P.)	Newcastle-av.	Fifty-ninth-av., N. (J.)	N. Marmon-av.
Clark-av. (Aus.)	Latrobe-av.	Fifty-ninth-ct., N. (J.)	N. Mason-av.
Clarke-pl. (N. P.)	Federal-st.	Fontenoy-pl. (W. D.)	Girard-st.
Clark-st., S. (L.)	Federal-st.	Forest-st. (R. P.)	N. Paulina-st.
Clybourn-pl. (N. D., W. D.)	Cortland-st.	Fortlieh-av. N. (J., W. D.)	N. Crawford-av.
Colfax-pl. (N. P.)	Peterson-av.	Fortlieh-av., S. (W. D., L.)	S. Crawford-av.
Columbia-st. (W. D.)	Caton-st.	Fortlieh-ct., N. (J., W. D.)	N. Kaskaskia-av.

Old name and district.	New name.
Fortieth-ct., S. (W. D., L.)	S. Kaskaska-av.
Forty-first-av., N. (J.)	N. Kaskaska-av.
Forty-first-av., N. (J., W. D.)	N. Karlov-av.
Forty-first-av., S. (W. D., L.)	S. Karlov-av.
Forty-first-ct., N. (J., W. D.)	N. Kedvale-av.
Forty-first-ct., S. (W. D., L.)	S. Kedvale-av.
Forty-second-av., N. (J.)	N. Kedvale-av.
Forty-second-av., N. (J., W. D.)	N. Keeler-av.
Forty-second-av., S. (W. D., L.)	S. Keeler-av.
Forty-second-ct., N. (J.)	N. Kenosha-av.
Forty-second-ct., N. (J., W. D.)	N. Tripp-av.
Forty-second-ct., S. (W. D., L.)	S. Tripp-av.
Forty-second-pl., N. (J.)	N. Tripp-av.
Forty-third-av., N. (J., W. D.)	N. Kildare-av.
Forty-third-av., S. (W. D., L.)	S. Kildare-av.
Forty-third-ct., N. (W. D.)	N. Kollin-av.
Forty-third-ct., S. (W. D., L.)	S. Kollin-av.
Forty-fourth-av., N. (J., W. D.)	N. Kostner-av.
Forty-fourth-av., S. (W. D., L.)	S. Kostner-av.
Forty-fourth-ct., N. (J., W. D.)	N. Kenneth-av.
Forty-fourth-ct., S. (W. D., L.)	S. Komensky-av.
Forty-fifth-av., N. (J., W. D.)	N. Kral-av.
Forty-fifth-av., S. (W. D., L.)	S. Kral-av.
Forty-fifth-ct., N. (J., W. D.)	N. Kolmar-av.
Forty-fifth-ct., S. (W. D., L.)	S. Kolmar-av.
Forty-sixth-av., N. (J., W. D.)	N. Kenton-av.
Forty-sixth-av., S. (W. D., L.)	S. Kenton-av.
Forty-sixth-ct., N. (J.)	N. Knox-av.
Forty-sixth-ct., S. (L.)	S. Knox-av.
Forty-seventh-av., N. (J., W. D.)	N. Kilpatrick-av.
Forty-seventh-av., S. (L.)	S. Kilpatrick-av.
Forty-seventh-av., S. (W. D., L.)	S. Kromberg-av.
Forty-seventh-ct., N. (J., W. D.)	N. Keating-av.
Forty-seventh-ct., S. (L.)	S. Keating-av.
Forty-eighth-av., N. (J., W. D.)	N. Cicero-av.
Forty-eighth-av., S. (W. D., L.)	S. Cicero-av.
Forty-eighth-ct., N. (J., W. D.)	N. La Crosse-av.
Forty-ninth-av., N. (J., W. D.)	N. Lamont-av.
Forty-ninth-ct., N. (J., W. D.)	N. Laporte-av.
Fountain-av. (J.)	N. Meredith-av.
Fourteenth-pl., W. (W. D.)	W. 15th-st.
Fox-ct. (N. P.)	N. Nordica-av.
Fox-pl. (W. D.)	N. Julian-st.
Francis-st. (L. V.)	N. Ardmore-av.
Francisco-st., N. (J.)	N. Francisco-av.
Francisco-st., N. (W. D.)	N. Francisco-av.
Francisco-st., S. (W. D.)	S. Francisco-av.
Francisco-st., S. (L.)	S. Francisco-av.
Frank-ct. (N. P.)	N. Napoleon-av.
Franklin-av. (Aus.)	N. Mayfield-av.
Frink-st. (Aus.)	N. Fenton-st.
Front-st. (W. D.)	N. Fry-st.
Fullerton-ct. (N. D.)	N. Cambridge-av.
Fulton-av. (N. P.)	N. Alton-av.
Fulton-av. (N. P.)	N. Hayes-av.
Fulton-av. (H. P.)	N. Langley-av.
Gage-pl. (L.)	N. Artesian-av.
Gage-ct. (L.)	N. 56th-st.
Gage Park-av. (L.)	S. Claremont-av.
Garfield-ct. (N. D.)	N. Garfield-av.
Gault-ct. (N. D.)	N. Cambridge-av.
George-ct. (W. D.)	N. Seelye-av.
Grace-st. (N. D.)	N. Burling-st.
Graceland-av. (L. V.)	N. Irving Park-bd.
Grand-av. (E. P.)	N. Oshkosh-av.
Grand-av. (E. P.)	N. Pratt-av.
Grant-st. (N. P.)	N. Hood-av.
Grassmere-rd. (J.)	N. Massac-av.
Greenwood-ter. (L. V.)	N. Da Tamble-st.
Griffin-st. (J.)	N. Manila-av.
Gross-st. (J.)	N. Lester-av.
Gross-ter. (W. D.)	N. Whipple-st.
Grove-pl. (N. D.)	N. Hamburg-st.
Groveland-ct. (L.)	N. Lowe-av.
Groveland-ter. (Cal.)	N. Harper-av.
Guernsey-av. (J.)	N. Kenton-av.
Guernsey-av. (J.)	N. Kimberly-av.
Hamilton-ct. (N. P.)	N. Alton-av.
Hamilton-ct. (L. V.)	N. Larrabee-st.
Hamilton-ct. (N. D.)	N. Larrabee-st.
Harlem-av. (E. P.)	N. Harlem-av.
Harmon-pl. (S. D.)	N. E. 11th-st.
Harvard-st. (W. D.)	N. Arlington-st.
Hawley-av. (W. D.)	N. Kirkland-av.
Hawthorne-av. (L.)	N. Fergus-av.
Hawthorne-st. (W. D.)	N. Kingsbury-st.
Hayes-st. (J.)	N. Drummond-pl.

Old name and district.	New name.
Hayes-av. (E. P.)	N. Loyola-av.
Hayes-av. (E. P.)	N. Arthur-av.
Henry-ct. (Aus.)	N. W. Walton-st.
Hibbard-av. (H. P.)	N. Kenwood-av.
Hiland-av. (E. P.)	N. Ozanam-av.
Hills-ct. (L. V.)	N. Giddings-st.
Hobart-av. (N. P.)	N. Neva-av.
Holden-st. (W. D.)	N. Ellsworth-st.
Howard-av. (H. P.)	N. Bralnard-av.
Howard-av., N. (Aus.)	N. Mason-av.
Howard-av., S. (Aus.)	S. Mason-av.
Howard-ct. (Cal.)	N. Vanderpoel-av.
Hubbard-pl. (S. D.)	N. E. 7th-st.
Hubbard-st. (J.)	N. Long-av.
Humboldt-st. (W. D.)	N. Richmond-st.
Humboldt-st. (W. D.)	S. Richmond-st.
Humboldt-av. (J.)	N. Palmer-st.
Hunter-av. (J.)	N. Menard-av.
Hutchinson-av. (J.)	N. Windsor-av.
Ilyde Park-ter. (H. P.)	N. Berkeley-av.
Iugomar-av. (N. P.)	N. Nassau-av.
Illinois-av. (H. P.)	N. Baker-av.
Illinois-ct. (S. D.)	N. Lime-st.
Independence-pl. (W. D.)	N. Wayman-st.
India-st. (J.)	N. Kelso-av.
Indiana-st. (W. D., Aus.)	N. Ferdinand-st.
Indiana-av. (E. P.)	N. Osceola-av.
Indiana-st. (N. D.)	N. Grand-av.
Jackson-av. (H. P.)	N. Marand-av.
Jackson Park-ter. (H. P.)	N. E. 65th-st.
Jackson-pl. (W. D.)	N. Gladys-av.
Jefferson-av. (H. P.)	N. Rosalie-av.
Jefferson-ct. (J.)	N. Kennison-av.
Johnson-st. (W. D.)	N. S. Peoria-st.
Johnston-av. (W. D.)	N. Lyndale-st.
Josephine-av. (N. P.)	N. Normandy-av.
Karnatz-av. (J.)	N. Lansing-av.
Kenwood-ter. (H. P.)	N. E. 72d-pl.
Kingston-st. (N. P.)	N. Neola-av.
Kingston-st. (N. P.)	N. Natoma-av.
Kosciusko-av. (J.)	N. Medina-av.
Kosciusko-st. (W. D.)	N. Lyndale-st.
Lafayette-ct. (N. D.)	N. Seneca-st.
Lafayette-pkwy. (L. V.)	N. Lafayette-st.
Lake-av. (S. D., H. P.)	N. Lake Park-av.
Lakeside-av. (H. P.)	N. Chippewa-av.
Lakeside-ter. (E. P.)	N. Garrison-av.
LaSalle-av. (N. D.)	N. LaSalle-st.
LaSalle-av. (E. P.)	N. Ottawa-av.
Laurel-av. (Aus.)	N. Lorel-av.
Lawrence-st. (N. D.)	N. Center-st.
Lee-av. (W. D.)	N. Fletcher-st.
Leland-st. (N. P.)	N. Schreiber-av.
Le Moine-av. (J.)	N. McCreer-av.
Leo-pl. (J.)	N. Ansie-st.
Lewis-st. (Aus.)	N. Massasoit-av.
Lexington-av. (H. P.)	N. University-av.
Lily-av. (N. P.)	N. Naples-av.
Lincoln-pl. (N. D.)	N. Hudson-av.
Lincoln-pl. (N. P.)	N. Niagara-av.
Linden-av. (J.)	N. Keokuk-av.
Linden-av. (E. P.)	N. Onarga-av.
Linden-ct. (L. V.)	N. Cambridge-av.
Linne-av. (N. P.)	N. Nixon-av.
Logan-st. (N. P.)	N. Newell-av.
Logan-av. (Cal.)	N. Genoa-av.
Lorraine-pl. (J.)	N. Mandell-av.
Lowell-av. (J.)	N. Kirby-av.
Lydia-pl. (J.)	N. Gettysburg-pl.
Lyman-av. (L. V.)	N. Seelye-av.
Madison-av. (H. P.)	N. Dorchester-av.
Maple-av. (J.)	N. Kiona-av.
Maple-av. (E. P.)	N. Olympia-av.
Marguerite-av. (J.)	N. Lambert-av.
Market-st. (H. P.)	N. E. 134th-pl.
Market-sq. (S. D.)	N. Robinson-st.
Marquette-ter. (L. V.)	N. Pensacola-av.
McGrane-ct. (J.)	N. Kentucky-av.
Meridian-st. (E. Cal.)	N. Hale-av.
Michigan-st. (E. N. D.)	N. E. Austin-av.
Michigan-st. (N. D.)	N. W. Austin-av.
Michigan-av. (E. P.)	N. Ivy-st.
Michigan-av. (E. P.)	N. Ozark-av.
Michigan-ter. (H. P.)	N. Oakenwald-av.
Miller-av. (J.)	N. Wilson-av.
Miller-ct. (L. V.)	N. Horan-av.
Milton-st. (N. P.)	N. Neva-av.
Milton-pl. (J.)	N. Patterson-av.

Old name and district.	New name.	Old name and district.	New name.
Monitor-av. (N. P.)	Navarre-av.	Seventieth-ct., N. (J., N. P.)	Nordica-av.
Mouroe-av. (H. P.)	Kenwood-av.	Seventieth-ct., N. (J.)	Nora-av.
Morgan-pl. (W. D.)	Quincy-st.	Seventy-first-av., N. (J.)	Nottingham-av.
Morse-av. (H. P.)	Forrestville-av.	Seventy-first-av., N. (J.)	Nordica-av.
Morton-st. (J.)	N. Parkside-av.	Seventy-first-ct., N. (N. P.)	Neva-av.
Mulberry-av. (N. P.)	Nicolas-av.	Seventy-first-ct., N. (J.)	Neva-av.
Myrtle-st. (W. D.)	S. Seelye-av.	Seventy-first-ct., N. (J.)	Nottingham-av.
Myrtle-av. (N. P.)	Ninnewa-av.	Seventy-second-av., N. (N. P., J.)	Harlem-av.
New W. North Water-st. (N. D.)	Carroll-av.	Sheridan-av. (N. P.)	Nettleton-av.
Noble-av. (J.)	Barry-av.	Sheridan-av. (N. P.)	Oak Park-av.
Noble-ct. (H. P.)	De Soto-av.	Sherman-av. (H. P.)	Burnham-av.
Normal-pkwy., N. (L.)	Normal-pkwy.	Sherman-pl. (L. V.)	Dole-av.
Normal-pkwy., S. (L.)	Normal-pkwy.	Sherman-pl. (N. P.)	Armstrong-st.
North-pl. (W. D.)	Holly-av.	Short-pl. (J.)	Grilm-av.
Norwood-av. (J.)	Mohican-av.	Simpson-av. (J.)	Midias-av.
Norwood-pl. (N. P.)	Heyden-ct.	Sixtieth-av., N. (J., N. P.)	N. Maynard-av.
Nutt-st. (W. D.)	Loeffler-ct.	Sixtieth-ct., N. (J.)	McVicker-av.
Oak-av. (Cal.)	Beverly-av.	Sixty-first-av., N. (J.)	Meade-av.
Oak-av. (E. P.)	Ogallah-av.	Sixty-first-av., N. (J.)	Mcody-av.
Oak-pl. (L. V.)	Wilton-av.	Sixty-first-ct., N. (J.)	Moody-av.
O'Brien-av. (J.)	N. Keating-av.	Sixty-second-av., N. (J.)	Melvina-av.
Ogden-pl. (W. D.)	Arcade-pl.	Sixty-second-ct., N. (J.)	Merrimac-av.
Ohio-st., W. (Aus.)	Race-av.	Sixty-third-av., N. (J.)	Mobile-av.
Olive-st. (E. P.)	Orloie-av.	Sixty-third-ct., N. (J.)	Mulligan-av.
Olive-st. (W. D.)	S. Hamilton-av.	Sixty-fourth-av., N. (J.)	Narragansett-av.
Ontario-st., W. (W. D., Aus.)	W. Ohio-st.	Sixty-fourth-av., N. (N. P.)	Nagle-av.
Ontario-av. (H. P.)	Brandon-av.	Sixty-fourth-ct., N. (J.)	Nagle-av.
Orchard-av. (E. P.)	Lunt-av.	Sixty-fifth-av., N. (J.)	Natchez-av.
Ormonde-av. (J.)	Larcom-av.	Sixty-fifth-ct., N. (J.)	Neenah-av.
Our-st. (J.)	Lipps-av.	Sixty-fifth-st., N. (J.)	Ardmore-av.
Palmer-av. (H. P.)	Crandon-av.	Sixty-sixth-av., N. (J.)	Nashville-av.
Panama-st. (N. P.)	Niagara-av.	Sixty-sixth-ct., N. (J.)	Natoma-av.
Park-st. (W. D.)	Wicker Park-av.	Sixty-seventh-av., N. (J.)	Normandy-av.
Park-av., N. (Aus.)	N. Parkside-av.	Sixty-seventh-ct., N. (J.)	Ronan-av.
Park-av., S. (Aus.)	N. Parkside-av.	Sixty-eighth-av., N. (J.)	Oak Park-av.
Park-ct. (S. D.)	Irwin-av.	Sixty-eighth-ct., N. (J.)	Newcastle-av.
Park-pl. (H. P.)	E. 47th-pl.	Sixty-eighth-ct., N. (J.)	New England-av.
Park row (S. D.)	E. 11th-pl.	Sixty-ninth-av., N. (J.)	New England-av.
Paulina-pl. (W. D.)	Hobson-av.	Sixty-ninth-av., N. (J.)	Newland-av.
Peace-st. (W. D.)	Tilden-st.	Sixty-ninth-ct., N. (J.)	Newland-av.
Peace-av. (J.)	Newcastle-av.	Somerset-ter. (Cal.)	Hunt-av.
Peck-pl. (S. D.)	E. 8th-st.	Sophia-st. (Aus.)	Rice-st.
Peau-pl. (W. D.)	Walnut-st.	Soult-st. (L. V.)	Florence-av.
Pennsylvania-av. (E. P.)	Osage-av.	South-pl. (L. V.)	Lafayette-st.
Perry-st. (N. D., L. V.)	Greenview-av.	Southport-av. (L. V., R. P.)	Glenwood-av.
Peterson-av. (L. V.)	Elmdale-av.	Star-av. (H. P.)	Dante-av.
Peterson-av. (J.)	Rogers-av.	State-st. (N. P.)	Talcott-av.
Peterson-st. (W. D.)	Willow-st.	State-ct. (L. V.)	Abbott-ct.
Phillip-av. (R. P.)	Chase-av.	St. Charles-ct. (J.)	Lawson-av.
Phillips-st. (W. D.)	Bismarck-st.	Steiner-rd. (J.)	Leader-av.
Pleasant-st. (N. D.)	Frontier-av.	Sullivan-ct. (S. D.)	Gratten-av.
Pleasant-pl. (W. D.)	Lyndale-st.	Summit-st. (S. D.)	W. Irving-av.
Poplar-av. (Aus.)	N. Lotus-av.	Superior-st., W. (Aus.)	W. Huron-st.
Potomac-st. (Aus.)	Potomac-av.	Superior-st. (E. P.)	Onelda-av.
Powell Park (W. D.)	McLean-av.	Superior-av. (H. P.)	Burley-av.
Prairie-av., N. (Aus.)	N. Menard-av.	Syracuse-av. (J.)	N. Harding-av.
Prairie-av., S. (Aus.)	S. Menard-av.	Tell-st. (N. D.)	Willow-st.
Prairie-av. (E. P.)	Onondaga-av.	Third-av., N. (Aus.)	Mascouten-av.
Pratt-st. (W. D.)	W. Huron-st.	Town-st. (N. D.)	Frontier-av.
Prospect-av. (E. P.)	Otsego-av.	Trenont-av. (Cal.)	Horicon-av.
Racine-ct. (L. V.)	Draper-st.	Union-ct. (W. D.)	Inanda-av.
Railroad-ct. (W. D.)	Forsyth-av.	Union-st., N. (W. D.)	N. Union-av.
Railroad-pl. (W. D.)	S. Marshfield-av.	Union-st., S. (W. D.)	S. Union-av.
Ravenswood-av. (L. V.)	N. Monroe-st.	Union-pl. (W. D.)	Ford-av.
Ravenswood Park, E. (L. V.)	Ravenswood-av.	Van Buren-pl. (W. D.)	Tilden-st.
Ravenswood Park, W. (L. V.)	Ravenswood-av.	Vernon-av. (E. P.)	Owen-av.
Ravenswood Park, W. (L. V.)	Sarak-av.	Vernon-av. (E. P.)	Ibsen-st.
Reed-pl. (L. V.)	Pensacola-av.	Vincennes-rd. (L.)	Vincennes-av.
River-st. (H. P.)	E. 134th-pl.	Vincennes-av. (H. P.)	Eberhart-av.
Roberts-av. (J.)	London-av.	Wabansia-av. (N. D.)	Clifton-av.
Roberts-av. (J.)	Giddings-st.	Wabash-av. (E. P.)	Estes-av.
Roberts-ct. (J.)	Giddings-st.	Waite-av. (J.)	Muriel-av.
Robinson-av. (J.)	Moultrie-av.	Waidemar-av. (J.)	Manassas-av.
Rosalie-ct. (H. P.)	Rosalie-av.	Waller-st. (W. D.)	Miller-st.
Sacramento-ct. (W. D.)	N. Whipple-st.	Walnut-av. (N. P.)	Hurlbut-st.
School-pl. (W. D.)	Arcade-pl.	Walnut-av., N. (Aus.)	N. Lotus-av.
School-st. (J.)	Otto-st.	Walnut-av., S. (Aus.)	S. Lotus-av.
Scott-av. (J.)	Neva-av.	Warner-st. (L.)	S. Leavitt-st.
Sedgwick-ct. (N. D.)	Felton-ct.	Warren-st. (N. P.)	Imlay-st.
Selby-ter. (J.)	McCormick-av.	Warwick-av. (N. P.)	Newburg-av.
Selwyn-av. (J.)	Kennicott-av.	Washburne-st. (N. P.)	Nashotah-av.
Seminary-pl. (L. V.)	Drummond-pl.	Washburne-st. (J.)	Hodge-st.
Seventieth-av., N. (N. P.)	Nicolas-av.	Washington-av. (H. P.)	Blackstone-av.
Seventieth-av., N. (J.)	Sayre-av.	Washington-st. (W. D.)	Altgeld-st.
		Washington-bd. (E. P.)	Overhill-av.

Old name and district.	New name.
Washington-pl. (N. D.).....	Brenan-st.
Waterville-st. (S. D.).....	Benson-st.
Waveland-ct. (L. V.).....	Clifton-av.
Wellington-st. (L. V., J.).....	Wellington-av.
Wellington-ct. (H. P.).....	Dever-av.
Wells-pl. (N. P.).....	Devon-av.
West-st. (J.).....	N. Central-av.
Western-av. (E. P.).....	Harlem-av.
Whipple-ct. (W. D.).....	Garden-st.
Wilcox-av. (W. D.).....	Wilcox-st.
Willis-ct. (W. D.).....	Heath-av.
Willow-av. (N. P.).....	Natoma-av.
Willow-av. (Aus.).....	Long-av.

Old name and district.	New name.
Wilson-av. (N. P.).....	Odeil-av.
Winchester-av. (J.).....	Matson-av.
Winter-st. (N. P.).....	Orloie-av.
Winthrop-ct. (W. D.).....	S. Bishop-st.
Wisconsin-av. (J.).....	Kruger-av.
Wright-ct. (W. D.).....	N. Talman-av.
York-st. (W. D.).....	Flournoy-st.

Abbreviations: Aus., Austin; Cal., Calumet; E. P., Edison Park; H. P., Hyde Park; J., Jefferson; L. V., Lake View; N. D., North Division; N. P., Norwood Park; R. P., Rogers Park; S. D., South Division; W. D., West Division.

GREAT LAKES NAVAL TRAINING STATION.

North Chicago, Ill.

The great lakes naval training station at North Chicago, Ill., was placed in commission July 1, 1911, and the work of fitting young men for service in the enlisted force of the United States navy was at once begun. By Aug. 15 389 recruits had been enrolled as apprentice seamen, most of them coming from the central west and south. The total amount expended for buildings and grounds before the station opened was \$3,475,000 and for maintenance \$406,648.

Enlistment—The term of enlistment is four years, except minors under 18 years of age, who are enlisted for the period of minority. Only such persons are enlisted as can be reasonably expected to remain in the service, and when enlisted they must serve out the term specified. The age limit is 17 to 35 years.

Physical Requirements—For a minor enlisting as an apprentice seaman the following minimum heights (barefooted), and weights (without clothes) are required:

Age.	Height.	Weight.
17.....	62 inches.....	110 pounds
18.....	64 inches.....	115 pounds
19.....	64 inches.....	120 pounds
20.....	64 inches.....	125 pounds

Any one of the following conditions will be sufficient to cause the rejection of an applicant: Feeble constitution, general poor physique or impaired general health; any disease or deformity, either congenital or acquired, that would impair efficiency; any acute disease.

Mental Requirements—Applicants for enlistment must be able to read and write English.

Other Requirements—Applicants for enlistment must be American citizens, native or naturalized. A minor must present a certificate of birth or verified written statement by his parents, or either of them, or in case of their death a similar statement by his legal guardian, showing the applicant to be of the age required by the navy regulations.

Pay—The pay of apprentice seamen is \$17.60 per month. Each enlisted man is furnished with a free outfit of clothing, amounting to \$60, on first enlistment.

How to Enlist—Any one who wishes to enlist in the navy should write to the bureau of navigation, navy department, Washington, D. C., stating such desire, and the bureau will immediately reply, giving the address of the nearest recruiting station, where applicants are examined physically and either accepted or rejected. The government pays the expenses from the point of enlistment to the training station, but not to the recruiting station.

There are similar training stations at Narragansett Bay, R. I., and San Francisco, Cal.

OFFICERS AT GREAT LAKES STATION.

- Commandant—Capt. George R. Clark.
- Lieutenant-Commander—W. Smith.
- Lieutenant—Earle F. Johnson.
- Lieutenant—John B. Earle.
- Surgeon—James S. Taylor.
- Paymaster—Reginald Spear.
- Chaplain—Frank Thompson.
- Chief Boatswain—Gerald Oliff.
- Boatswain—James E. Quirk.
- Boatswain—George R. Reed.
- Machineist—Edwin W. Abel.
- Carpenter—Tony L. Hannah.

THE CHICAGO ASSOCIATION OF COMMERCE.

Headquarters, 10 South LaSalle street.

- President—Joseph H. Defrees.
- Vice-President Interstate Division—Edward E. Gore.
- Vice-President Civic-Industrial Division—Charles D. Richards.
- Vice-President Local Division—John F. Smulski.
- Vice-President Foreign Trade Division—John J. Arnold.
- General Treasurer—Joseph R. Noel.
- General Secretary—James W. Morrison.
- Board of directors for 1914—James S. Agar, J. J. Arnold, W. W. Baird, Joseph Beifeld, Edward C. Brown, W. W. Buchanan, Richmond Dean, Joseph H. Defrees, Charles L. Dering, Howard Elting, E. C. Ferguson, F. E. French, W. A. Gardner, Edward E. Gore, John P. Hovland.

- E. U. Kimbark, Frank R. McMullin, James W. Morrison, J. F. Nickerson, Joseph R. Noel, William Reiss, Charles D. Richards, B. J. Rosenthal, Henry Paulman, Frank L. Shepard, John F. Smulski.

OFFICIAL STAFF.

- Business Manager—Hubert F. Miller.
- Assistant Business Manager—Robert B. Beach.
- Editor Chicago Commerce—William Hudson Harper.
- Traffic Director—H. C. Barlow.
- Industrial Commissioner—W. R. Humphrey.
- Manager Convention Bureau—George M. Spangler, Jr.
- Representative—F. C. Enright, Casilla de Correo 1779, Buenos Aires, Argentina.

CHICAGO RAILROAD PASSENGER TRAFFIC.

Total daily train, car and passenger movements at Chicago railway stations in 1913. From Blon J, Arnold's report on steam railroad terminals.

Stations.	Through			Suburban			Total		
	Trains.	Cars.	Pass.	Trains.	Cars.	Pass.	Trains.	Cars.	Pass.
Union	167	1,097	19,145	112	450	16,323	279	1,547	35,468
Grand Central.....	34	206	3,175	4	13	470	38	219	3,645
C. & N. W.	121	785	16,811	189	845	32,583	310	1,630	49,394
LaSalle street.....	80	531	10,384	111	517	24,718	191	1,048	35,102
Dearborn.....	104	617	9,968	42	138	8,337	146	755	18,305
Illinois Central.....	85	532	10,140	288	1,245	40,757	373	1,827	50,897
Grand total.....	591	3,818	69,623	746	3,208	123,188	1,337	7,026	192,811

FIRST AID IN ACCIDENTS OR ILLNESS.

- Apoplexy**—Take patient to cool room, loosen clothes, apply cold to head and use mustard foot baths.
- Bleeding**—Make patient lie down in horizontal position, generally on his back. If the wound is in a limb raise the limb above the body. Put pressure on the bleeding points with fingers covered with gauze. Keep the patient warm with clothing, artificial heat and hot water bags. Where the blood spurts, as from an artery, pressure must be applied directly to the wound; if it is large, push gauze into it and press down. A tight bandage should also be placed a short distance above, between the heart and the wound. Tight bandages should not be left on too long. Bleeding in the scalp may be stopped by pressing down upon it near the edge of the wound on the side from which the blood comes. Alcoholic stimulants should not be used.
- Bleeding from Internal Wounds**—Have the head of the patient a little lower than the rest of the body; apply ice cold cloths to the stomach.
- Bleeding from Lungs**—Put ice or cold cloths on the chest; the body should be in a sitting position. The patient may also be given small doses of vinegar mixed with salt.
- Bleeding from the Nose**—Slight cases may be controlled by the application of ice or cold water. In more serious cases place the patient on his back, raise the arms above the head and let him draw salt water or vinegar and water into his nostrils.
- Bleeding from Varicose Veins**—Raise the limb above the level of the body, bandage the vein where ruptured and place a tight bandage below the wound.
- Bites**—In the case of poisonous bites, as from snakes, bandage tightly above the wound, cut out edges of wound with knife or cauterize with nitrate of silver; wash the wound with whisky or with a solution of bichloride of mercury. The important thing is to keep a tight bandage above the wound for several hours. Dog bites, if hydrophobia is feared, should be treated in the same way. In the case of ordinary bites half melted tallow rubbed vigorously into the wound is efficacious in removing poisonous substances.
- Burns and Scalds**—Cut away clothing, if necessary; do not pull it off; put loose cotton on burned part, exposing the skin to the air as little as possible. Dress with a warm solution of baking soda or use olive oil, vaseline, sweet oil, the white of an egg or a mixture of linseed oil and lime water. Wet earth or clay, starch or toilet powder may also be used in emergencies. Burns from acids should first have water poured over them and should then be washed with a solution of baking soda or lime water. In burns from drinking acids, take a dose of baking soda diluted so as to be quite weak. Oil and the whites of eggs are good for burns in the mouth caused by chemicals or fluids.
- Choking**—Bend the body forward and face downward and slap vigorously on the back.
- Concussion or Stunning**—Treat like apoplexy. Lay the patient flat on his back with the head slightly raised; cool applications to the head and warm to the body are sometimes advisable.
- Dislocation of Fingers**—Pull the bones into place and apply cold wet cloths.
- Drowning**—Loosen clothing, if any. Empty lungs of water by laying body face downward and lifting by the middle so that the head hangs down; jerk the body a few times; pull the tongue forward, using handkerchief or pin with string if necessary; imitate motion of respiration by alternately compressing and expanding the lower ribs about twenty times a minute; stimulate the action of the lungs by alternately raising and lowering the arms from the sides up above the head, doing it gently; apply warmth and friction to extremities.
- Ear, Foreign Substance in**—Great care must be used in attempting to remove anything from the ear. To get out live insects, put glycerin in ear and syringe with tepid water; must be done gently.
- Emetics**—The most quickly obtainable emetic is mustard flour and plenty of warm water, followed by copious drafts of warm water.
- Eye, Foreign Substances in**—Relief is often obtained by closing the eye affected and rapidly winking the other eye. A grain or two of whole flaxseed may also be tried. Another method is to pull the upper lid out and down over the lower lid and blow the nearest nostril; the resulting free flow of tears will usually wash away the disturbing particles.
- Fainting**—Place flat on back, allow fresh air and sprinkle with cold water.
- Fits**—Apply mustard plasters to the feet or wrists in case of hysterics; in ordinary cases treat like fainting.
- Fracture**—Place the limb on a pillow in a restful and natural position and call a surgeon.
- Freezing**—Keep away from the fire, rub the frozen parts with snow or ice, or give cold bath with rubbing. Stimulate with tea or coffee.
- Gas, Asphyxiation from**—Get into fresh air and administer ammonia, twenty drops in a tumbler of water, at frequent intervals.
- Poisoning of Blood**—This may be caused by scratches from rusty nails, cuts, bruises and lacerations. The simplest and quickest way to prevent the spread of the poison into the system is to rub an ounce of warm, half melted tallow into the wound by means of a clean, smooth linen rag, keeping up the rubbing patiently until the swelling subsides. In serious cases use tight ligatures or bandages. Butter, oil or fat may be used as antiseptics, but ammonia and carbolic acid, the latter diluted with 95 per cent of water, are the best.
- Poisoning from Arsenic** (Paris green, rat poison, etc.)—Use peroxide of iron, freshly prepared; if not within reach, make the patient drink a pint of cream or milk or take bacon fat and lard oil, but get an emetic for expelling the poison as soon as possible.
- Poisoning from Ivy**—Paint the affected part with common white lead, allowing the color to dry and after a few hours removing it with a soft rag soaked in turpentine.
- Poisoning from Opiates**—Sponge the patient's head and neck with ice water at half minute intervals, rub briskly with coarse towels and keep him on his feet and in motion in a draft or before an open window.
- Poisons, Antidotes for Other**—For corrosive sublimate, white of egg, milk, gluten of wheat; for creosote, emetics, ammonia, mucilage; for iodine, emetics; for lead, sulphuric acid diluted with aerated water, mucilage; for mushroom poison, emetics and stimulants; for nitrate of silver, copious drafts of salt water; for phosphorous, emetics and magnesia; for potash, vinegar, lemon juice, oils, emetics.
- Sprains of Wrists or Ankles**—Hot or cold bandages frequently applied will lessen the pain. The "cold water cure" is to let the wrist or ankle remain under a running faucet as long as the pain can be endured and repeating the operation every few minutes. Arnica is a common remedy.
- Suffocation**—Get into fresh air, throw cold water over face and chest, put mustard plasters on soles of feet and wrists and apply hot bottles to the body.
- Sunstroke**—Get the sufferer into as cool and shady a place as possible, loosen clothing, dash cold water over the head and face and rub body with ice. In ordinary heat prostration, as distinguished from sunstroke, lay the sufferer flat on his back and apply heat to the body and limbs, bathing the face with warm water. Avoid giving alcoholic stimulants; give tea, coffee or warm milk instead.
- Tests of death**—Hold mirror to mouth; if living, moisture will gather. Place fingers in front of nostril; if living they will appear red, if dead dark or black. Push pin into flesh; if alive hole will close, if dead it will remain open.

CHICAGO SCHOOL CENSUS OF MAY, 1912.

Taken under the supervision of W. L. Bodine for the board of education.

ADULT POPULATION.

The school census of May 2, 1912, did not include inhabitants of Chicago 21 years of age and over, but W. L. Bodine, director of the count, estimated the total population of the city on the date named at 2,331,700. In 1900 he estimated it at 2,100,000 and the figure was practically verified by the federal census, which gave 2,185,283.

AGE AND SEX OF MINORS.

Age.	Male.	Female.	Total.
Under 4.....	97,076	90,899	187,975
Between 4 and 5.....	31,275	30,765	62,040
Between 5 and 6.....	30,110	29,846	59,956
Between 6 and 7.....	25,749	26,063	51,812
Between 7 and 14.....	129,425	129,025	258,450
Between 14 and 16.....	41,885	42,616	84,501
Over 16 and under 21.....	88,334	89,448	177,782

Total.....443,854 438,662 882,516
The net increase of minors over the school census of 1910 was 68,401. In 1906 the increase was 25,958; in 1908 it was 40,797 and in 1910 it was 66,768.

TOTAL MINOR POPULATION BY WARDS.

School census, May 2, 1912.

Ward.	Male.	Female.	Tot'l.	Ward.	Male.	Female.	Tot'l.
1.....	4,919	4,643	9,562	20.....	12,548	12,320	24,868
2.....	6,310	6,437	12,747	21.....	6,462	6,528	12,990
3.....	6,990	7,457	14,447	22.....	12,764	11,920	24,684
4.....	12,924	12,674	25,598	23.....	10,515	10,624	21,139
5.....	13,277	13,464	26,741	24.....	12,758	12,553	25,311
6.....	8,354	9,144	17,498	25.....	11,868	11,903	23,771
7.....	9,579	9,945	19,524	26.....	14,304	13,832	28,136
8.....	14,932	14,736	29,668	27.....	18,335	17,592	35,927
9.....	15,664	15,026	30,690	28.....	15,664	15,370	31,034
10.....	14,905	14,672	29,577	29.....	16,894	16,137	33,031
11.....	14,777	15,230	30,007	30.....	13,025	13,223	26,248
12.....	14,776	14,175	28,951	31.....	11,978	12,214	24,192
13.....	9,717	9,886	19,603	32.....	15,411	15,063	30,474
14.....	11,482	11,541	23,023	33.....	15,716	15,708	31,424
15.....	14,598	13,999	28,597	34.....	13,678	13,330	27,008
16.....	17,286	16,813	34,099	35.....	13,713	13,091	26,804
17.....	15,064	14,956	30,060				
18.....	7,827	7,896	15,723				
19.....	14,840	14,540	29,380				

Ttl.443,854 438,662 882,516

NATIVITY OF MINORS.

	American born.		Foreign born.		Total.
	Father American.	Father foreign.	American born.	Foreign born.	
American	267,270	267,270
Negro	11,191	11,191
Austrian	2,954	19,893	22,847	22,847
Belgian	301	788	1,089	1,089
Bohemian	3,666	42,745	46,411	46,411
Bulgarian	41	352	423	423
Russian	725	9,955	10,680	10,680
Canadian	11	99	110	110
Chinese	273	1,490	1,763	1,763
Croatian	358	5,714	6,102	6,102
Danish	1,282	10,984	12,266	12,266
English	78	349	427	427
Finnish	78	349	427	427
French	72	1,156	1,228	1,228
German	4,913	135,232	140,145	140,145
Greek	295	1,153	1,448	1,448
Hollander	901	7,617	8,518	8,518
Hungarian	2,335	6,630	8,965	8,965
Irish	822	49,700	50,522	50,522
Italian	5,447	37,833	43,280	43,280
Japanese	4	26	30	30
Lithuanian	319	8,250	8,569	8,569
Mexican	8	33	4	4
Norwegian	966	14,318	15,284	15,284
Polish	6,589	91,388	97,977	97,977
Roumanian	673	1,256	1,929	1,929
Russian	15,378	53,534	68,912	68,912
Scottish	574	4,570	5,144	5,144
Serbian	20	84	104	104
Spanish	11	148	159	159
Swedish	1,413	44,673	46,086	46,086
Swiss	79	1,470	1,549	1,549
Welsh	50	567	617	617
Other countries.	203	1,227	1,430	1,430

Total.....278,461 50,791 553,264 882,516

*Includes Jewish children born in Russia and American born Jewish children whose fathers were born in Russia.

NATIVITY STATISTICS OF MINORS BY WARDS.

In the following tables the abbreviations "For." and "Amer." signify "foreign born" and "American born, father foreign," respectively.

Ward.	Amer. born.	Ne- kro.	Austrian.	Belgian.	Bohemian.
1..	2,568	902	83	233	4
2..	5,735	2,981	3	83	9
3..	8,024	1,016	21	156	6
4..	7,865	17	273	6
5..	9,145	37	258	1
6..	11,247	181	14	154	2
7..	12,131	111	8	119
8..	6,542	14	209	1,897	9
9..	7,958	27	176	1,061
10..	1,899	159	1,000	63
11..	3,998	169	1,013	3
12..	5,111	3	50	387
13..	11,246	26	6	147	2
14..	10,289	1,536	92	658	7
15..	6,066	9	166	1,146	11
16..	2,822	117	431	8
17..	2,554	11	331	2,521
18..	7,037	127	17	115	7
19..	3,354	76	239	1
20..	2,283	2	464	2,656	10
21..	6,405	92	18	115	2
22..	5,145	65	118	476	13
23..	10,025	33	35	150	4
24..	8,521	4	96	235	68
25..	12,852	8	8	78	4
26..	11,210	10	21	175	3
27..	7,278	2	69	452	9
28..	7,362	1	20	266	31
29..	6,814	1	115	1,246	1
30..	8,320	3,321	42	267	9
31..	9,622	645	26	137	7
32..	14,712	139	13	144
33..	11,921	20	37	276	6
34..	7,958	4	81	869	6
35..	10,251	50	460	4

Ttl.267,270 11,191 2,954 19,893 301 788 3,666 42,745

	Bulgarian.		Canadian.		Chinese.		Croatian.	
	For. Amer.	Amer. born.	For. Amer.	Amer. born.	For. Amer.	Amer. born.	For. Amer.	Amer. born.
1.....	22	96	10	50	5
2.....	4	16	215	7
3.....	1	3	37	255	11
4.....	19	3	202
5.....	9	517
6.....	3	2	49	387	4	8
7.....	3	29	513	2	3
8.....	6	15	293	27
9.....	12	46	578	3	1	21
10.....	27	265	37	1	115	403
11.....	5	8	151	6	60
12.....	18	10	83	6	42	105
13.....	2	5	55	633	1	11
14.....	43	393	3	5
15.....	12	8	126	1
16.....	28	7
17.....	5	50	31
18.....	2	3	35	163	19
19.....	30	302
20.....	1	9	3	25	9
21.....	42	150	3
22.....	5	83
23.....	1	23	262
24.....	6	158	4
25.....	30	342	2
26.....	33	277	1
27.....	5	21	368	8
28.....	4	2	10	171	2
29.....	19	367	89	717
30.....	1	15	408	1	7
31.....	17	500	3	6	20
32.....	25	647	4
33.....	1	21	395
34.....	12	309	1	1	12
35.....	1	6	23	471	7

Ttl. 41 382 725 9,955 11 99 273 1,490

	Danish.		English.		Finnish.		French.	
	For. Amer.	Amer. born.	For. Amer.	Amer. born.	For. Amer.	Amer. born.	For. Amer.	Amer. born.
1.....	1	27	6	114	1	36
2.....	15	109	36	314	4	3	47
3.....	21	165	27	356	29
4.....	25	23	188	8	4	22

Ward.	Danish. For. Amer.	English. For. Amer.	Finnish. For. Amer.	French. For. Amer.
5.....	7 36	33 258	8	40
6.....	4 36	42 422	10	5 49
7.....	2 249	71 548	1	39
8.....	5 194	49 452	2	1 28
9.....	9 216	71 558	4 23	1 46
10.....	2 20	139 1	2	26 21
11.....	23 38	121	3	3 29
12.....	1 22	13 121	11	7
13.....	3 72	62 485	2 5	38 24
14.....	2 164	54 469	1	3 30
15.....	56 524	36 180	4	26 26
16.....	23 9	31	..	15 27
17.....	2 68	2 51	2 5	26 28
18.....	9 40	68 257	5 5	4 34
19.....	1 9	26 126	..	8 28
20.....	6 18	50	..	2 12
21.....	1 22	40 280	7 10	1 40
22.....	2 33	7 132	12 27	5 29
23.....	4 70	43 268	11 57	2 30
24.....	1 70	21 131	4 8	5 34
25.....	3 21	26 375	7 24	4 26
26.....	1 161	71 493	7 48	6 67
27.....	25 516	54 485	8 14	5 30
28.....	93 907	28 265	..	2 45
29.....	6 140	50 357	1 3	1 44
30.....	2 69	38 334	..	7 38
31.....	8 177	54 498	6 12	2 22
32.....	9 158	55 674	..	5 36
33.....	41 705	44 598	13 26	6 42
34.....	24 34	263	..	8 3
35.....	35 521	55 616	..	5 31
Ttl.	388 5,741	1,282 10,984	78 349	72 1,156

German. For. Amer.	Greek. For. Amer.	Hollander. For. Amer.	Hungarian. For. Amer.	
1... 63 616	16 30	2 8	21 35	
2... 36 915	3 39	.. 19	9 38	
3... 61 1,148	4 2	3 17	28 129	
4... 151 4,978	4 24	3 28	17 67	
5... 86 5,988	.. 9	10 21	18 75	
6... 57 2,175	1 17	5 35	26 195	
7... 22 1,554	2 27	2 52	9 40	
8... 111 3,426	5 6	1 26	34 265	
9... 158 2,757	18 62	251 4,165	331 879	
10... 73 1,132	11 47	193 549	99 280	
11... 213 3,911	3 11	12 133	60 148	
12... 63 2,185	13 25	5 65	24 68	
13... 37 2,488	6 14	15 75	6 47	
14... 105 2,836	6 33	17 92	65 279	
15... 173 7,296	3 18	.. 51	170 786	
16... 144 3,862	2 6	.. 10	109 231	
17... 123 1,816	3 45	.. 15	104 416	
18... 59 1,097	28 99	1 44	37 65	
19... 45 883	86 185	1 14	26 85	
20... 60 1,373	3 22	.. 11	51 156	
21... 156 1,762	10 90	1 6	35 47	
22... 599 5,055	6 43	4 25	467 691	
23... 213 5,733	3 23	2 18	69 107	
24... 412 11,052	9 32	7 23	125 255	
25... 76 4,724	1 15	4 29	13 26	
26... 193 8,467	1 15	12 29	45 84	
27... 316 9,185	5 14	14 55	55 150	
28... 213 6,593	6 20	19 43	23 121	
29... 314 6,390	8 33	47 180	59 287	
30... 129 2,518	.. 30	2 80	88 257	
31... 45 2,810	13 29	44 235	4 47	
32... 70 5,558	7 33	142 994	17 47	
33... 128 5,843	4 10	28 156	26 102	
34... 86 2,860	2 11	27 196	30 69	
35... 92 4,246	3 26	27 167	45 208	
Ttl.	4,913 135,232	295 1,153	901 7,617	2,335 6,630

Irish. For. Amer.	Italian. For. Amer.	Japanese. For. Amer.	Lithuanian. For. Amer.
1... 11 353	417 3,177
2... 22 526	20 173	..	2
3... 34 1,403	2 64
4... 25 2,141	85 606	..	10 1,136
5... 47 3,634	14 93	..	23 2,176
6... 32 704	1 48 5
7... 31 1,619	11 50	3 3	..
8... 17 1,257	72 389	1 1	.. 16
9... 23 1,028	232 2,004	..	61 354
10... 2 308	.. 26	..	3 10
11... 28 896	68 398	..	31 283
12... 7 388	21 42	..	3 12
13... 62 2,066	33 248 1
14... 44 1,452	152 1,171 4
15... 1 323	18 153	..	1 ..

Irish. For. Amer.	Italian. For. Amer.	Japanese. For. Amer.	Lithuanian. For. Amer.
16... 5 232	16 112	..	40 163
17... 4 225	604 5,105 7
18... 21 1,032	7 358 8
19... 28 1,524	1,943 11,472	..	2 ..
20... 5 308	170 1,039 18
21... 27 1,246	94 647	..	1 ..
22... 21 800	1,144 7,087	..	3 ..
23... 10 551	15 127	..	4 ..
24... 9 1,102	25 165	..	3 ..
25... 17 487	3 93	..	1 ..
26... 33 514	6 122 1
27... 13 536	17 214	..	1 ..
28... 2 412	8 129	..	2 ..
29... 50 1,996	83 611	..	140 3,865
30... 49 6,336	53 391	..	2 166
31... 27 4,371	4 62 5
32... 59 4,162	4 169 6
33... 11 586	26 273	..	3 5
34... 20 1,085	3 68 2
35... 27 4,117	9 217 4
Ttl.	822 49,700	5,447 37,853	4 26 319 8,250

Mexican. For. Amer.	Polish. For. Amer.	Romanian. For. Amer.		
1... 2	18 2	14 ..		
2... ..	25 2	53 6		
3... 1 6	36 5	31 6		
4... ..	4 29	125 4,961		
5... ..	47 219	2,553 ..		
6... ..	6 47	2 86		
7... ..	12 108	2 11		
8... ..	3 103	739 8,676		
9... ..	36 240	108 1,233		
10... 19	91 903		
11... ..	1 25	551 6,543		
12... ..	1 63	301 3,506		
13... ..	6 74	8 40		
14... ..	30 344	75 666		
15... 1 2	176 1,311	163 1,529		
16... ..	2 42	1,621 21,772		
17... ..	4 22	401 1,359		
18... ..	2 53	.. 30		
19... ..	7 ..	15 45		
20... 7	76 1,264		
21... 6	1 3	28 7		
22... ..	1 3	55 43		
23... ..	12 95	2 19		
24... ..	1 97	46 815		
25... ..	1 110	10 29		
26... ..	16 137	8 105		
27... ..	3 81	1,436 127		
28... ..	3 237	2,568 222		
29... 38	304 3,287		
30... 4	65 234		
31... 138	416 46	296 ..		
32... ..	3 93	4 56		
33... ..	153 3,909	38 948		
34... ..	4 32	17 433		
35... ..	141 2,547	16 182		
Ttl.	8 33	966 14,318	6,589 91,388	673 1,256

Russian. For. Amer.	Scotch. For. Amer.	Servian. For. Amer.	Spanish. For. Amer.
1... 52 243	3 22	1 4	1 ..
2... 68 724	19 106	..	2 16
3... 56 655	13 90	..	1 2
4... 147 1,253	15 108 4
5... 106 424	6 141 6
6... 119 472	19 152 4
7... 41 304	35 332 6
8... 154 934	44 176	..	3 ..
9... 183 924	46 185
10... 2,951 6,439	1 8 7
11... 601 4,674	10 40	1 13	.. 8
12... 197 1,148	2 30 11
13... 169 746	23 314 2
14... 103 351	37 186 6
15... 1,924 4,617	13 65 8
16... 688 1,355	.. 1	4
17... 194 790	5 24
18... 657 3,776	20 93 6
19... 1,794 6,033	10 55	..	6 ..
20... 3,649 9,799	1 14
21... 27 219	4 59 9
22... 59 331	7 28	..	3 ..
23... 43 219	4 80 10
24... 63 188	1 60	11 31	.. 2
25... 57 3,853	.. 39	..	6 2
26... 9 63	21 112	..	7 4

Ward.	Russian.		Scotch.		Servian.		Spanish.	
	For. Amer.	For. Amer.	For. Amer.	For. Amer.	For. Amer.	For. Amer.	For. Amer.	For. Amer.
27...	176	363	19	163	2	3	2	10
28...	167	696	8	181	3
29...	143	350	16	164
30...	85	551	16	181
31...	138	416	46	295
32...	62	275	22	427
33...	27	239	32	188	1
34...	478	3,148	5	82
35...	35	256	42	367
Tl.	15,378	53,534	574	4,570	80	84	11	148

Ward.	Swedish.		Swiss.		Welsh.		Others.	
	For. Amer.	For. Amer.	For. Amer.	For. Amer.	For. Amer.	For. Amer.	For. Amer.	For. Amer.
1...	6	106	1	10
2...	13	259	5	22
3...	12	354	...	28
4...	24	447	3	34
5...	3	350	3	20
6...	21	460	1	21
7...	37	1,243	5	37	2	32	7	35
8...	84	3,116	...	48	1	74	2	28
9...	121	3,953	1	58	1	34	31	97
10...	...	27	4	...	6	101
11...	15	363	...	7	...	4	6	80
12...	37	484	...	9	...	1	15	95
13...	...	87	...	14	24	78	...	25
14...	12	337	...	39	...	17	3	51
15...	32	798	...	30	...	7	1	14
16...	...	46	...	18	6	37
17...	2	232	...	10	...	5	6	3
18...	3	90	...	16	3	8	3	20
19...	3	33	...	12	...	3	25	70
20...	3	18	2	5	16
21...	18	1,090	4	50	...	7	17	40
22...	55	1,697	10	61	...	14	2	10
23...	141	2,377	26	103	2	10	6	26
24...	53	1,012	2	83	3	19
25...	57	3,853	...	39	...	6	2	30
26...	114	5,224	1	133	...	16	14	27
27...	93	3,384	8	97	...	2	5	40
28...	49	2,037	2	80	...	3	1	19
29...	22	604	...	94	5	14	...	11
30...	33	529	...	20	...	31	...	18
31...	144	3,420	3	44	...	26	...	20
32...	31	1,300	...	68	1	28	...	14
33...	119	4,100	1	57	...	7	...	16
34...	5	301	...	35	...	4	1	27
35...	50	942	1	73	7	82	2	13
Tl.	1,413	44,673	79	1,470	50	567	203	1,227

Ward.	MINORS BETWEEN Store and office.		14 AND 16 AT WORK. Factory.		Miscellaneous.	
	Male.	Fem.	Male.	Fem.	Male.	Fem.
1...	30	23	53	23	25	48
2...	26	20	46	5	2	29
3...	35	15	50	6	2	8
4...	125	98	223	91	123	214
5...	200	114	314	48	78	126
6...	14	15	29
7...	22	12	34
8...	25	29	54	52	102	154
9...	27	27	54	35	19	54
10...	184	107	291	216	228	444
11...	122	90	212	113	146	259
12...	160	114	274	123	133	258
13...	61	30	91	8	9	17
14...	83	64	147	51	50	101
15...	138	92	230	73	89	162
16...	104	97	201	412	450	862
17...	91	64	155	135	169	304
18...	43	26	69	18	15	33
19...	91	44	135	116	117	233
20...	110	95	205	78	106	184
21...	42	24	66	12	17	29
22...	108	60	168	103	100	203
23...	51	35	86	7	18	25
24...	175	74	249	93	105	198
25...	11	8	19	3	5	8
26...	102	53	155	19	22	41
27...	193	107	300	89	121	210
28...	144	96	240	159	179	338
29...	215	125	340	81	110	191
30...	90	43	133	24	28	52
31...	71	46	117	10	12	22
32...	72	35	107	11	12	76
33...	107	78	185	29	38	67
34...	87	70	157	41	38	79
35...	91	65	156	23	21	44
Tl.	3,280	2,095	5,376	2,310	2,680	4,990

PRIVATE SCHOOLS IN CHICAGO.

(Not including parochial.)

	Male.		Female.		Total.	
	Teachers.	Pupils.	Teachers.	Pupils.	Teachers.	Pupils.
High schools	149	106	255	2,750	1,202	3,982
Elementary	27	93	120	979	889	1,868
Kindergartens	3	31	34	110	263	378
Business coll's	57	41	98	1,839	2,183	4,022
Law schools	145	2	147	1,396	33	1,434
Medic schools	98	...	98	878	21	899
Other	435	160	595	8,612	5,093	13,705
Total	914	433	1,347	16,594	9,694	26,288

NUMBER OF TEACHERS.

May 2, 1912, there were 6,740 teachers in the public school system, 1,588 in the parochial schools and 1,347 in private schools (not parochial), business colleges, etc.

EPILEPTIC CHILDREN.

The school census enumerators found 291 epileptic children of school age, though the canvass was handicapped to some extent by the sensitiveness of parents who attempted to conceal the facts. The greater number of epileptics was found in the 35d, 17th, 22d, 16th and 29th wards.

BLIND, DEAF AND DUMB.

The enumerators found 259 blind children in the city, the greatest number being reported from the 8th, 3d and 26th wards. Deaf minors numbered 551, most of them being in the 32d ward. There were 210 mutes.

CRIPPLED CHILDREN.

The count showed 675 crippled children in the city. Of this number the 9th, 10th, 11th, 8th, 19th, 22d, 26th, 27th, 30th, 15th, 28th and 35th wards contributed the greater number.

ILLITERATES.

The census enumerators found only 157 children over 12 and under 21 years of age who were unable to read or write in any language. There were many who could not read or write in English, but who were able to read or write in some other language. In 1910 there were 401 illiterate minors.

CHICAGO REAL ESTATE TRANSFERS.

Year.	No. sales.	Consid. eration.	Year.	No. sales.	Consid. eration.
1895....	15,802	\$14,597,724	1904....	24,450	\$102,870,570
1896....	14,022	\$11,022,602	1905....	28,940	\$39,601,896
1897....	13,924	\$11,195,313	1906....	31,562	\$41,342,020
1898....	13,358	\$3,100,276	1907....	26,380	\$31,982,811
1899....	14,336	\$108,210,111	1908....	28,321	\$33,325,630
1900....	14,356	\$7,917,998	1909....	32,821	\$41,908,512
1901....	15,871	\$10,667,279	1910....	30,058	\$55,454,768
1902....	18,063	\$11,441,112	1911....	37,615	\$54,320,911
1903....	19,880	\$107,680,304	1912....	45,743	\$113,693,768

TORRENS SYSTEM.

Year.	Num. ber.	Consid. eration.	Year.	Num. ber.	Consid. eration.
1912.....	2,786	\$4,434,250	1906.....	988	\$1,607,189
1911.....	2,014	\$3,235,138	1905.....	748	\$1,254,049
1910.....	1,789	\$3,295,850	1904.....	445	\$1,142,410
1909.....	1,253	\$2,186,537	1903.....	309	\$741,030
1908.....	1,006	\$1,683,337	1902.....	165	\$384,850
1907.....	976	\$1,267,406	1901.....	55	\$198,170

STREETS, ALLEYS AND PAVEMENTS.

The combined length of the streets and alleys of Chicago is 4,445.71 miles. The street mileage is 2,948.15 and the alley mileage 1,497.56. Of the streets 1,863.36 miles are paved. The total of each kind of pavement in use Jan. 1, 1913, was:

Pavement.	Miles.	Pavement.	Miles.
Asphalt	623.87	Granite	106.52
Asphalt concrete	3.41	Macadam	580.28
Asphalt macadam	9.68	Medina stone	1.19
Bituminated concrete	2.00	Slag	7.48
Block asphalt	1.74	Novalucite	2.00
Brick	204.34	Rock asphalt	0.57
Cedar	272.92	Tar macadam	4.96
Concrete	7.35	Wood asphalt	0.05
Crocoated block	35.00	Total	1,863.36

SOUTH SHORE LAKE FRONT DEVELOPMENT AND FIELD MUSEUM SITE.

March 30, 1912, a contract was entered into between the Illinois Central Railroad company and the south park commissioners in order to enable the park commissioners to carry out the development of the shore of Lake Michigan between Grant and Jackson parks, as proposed in the plan of Chicago, which plan was originated by the Commercial club of Chicago and committed by the city council to the Chicago plan commission for development.

The south shore plan enables the new Field Museum of Natural History to be located downtown, where it will be easily accessible to all, facing north on the new widened 12th street at its intersection with South Park avenue extended and overlooking Grant park. The necessary authority having been granted by the United States government, on Oct. 19, 1912, work was begun on the breakwaters and the filling in of land east of the Illinois Central station for the early erection of the Field museum.

The park plan provides for the creation of approximately 1,500 acres of park space along Chicago's lake front, beginning at Grant park in the center of the city, by the filling in, first, of a strip of shore land approximately 300 feet wide, facing the open lake, this strip to extend solidly to connect with Jackson park on the south. The strip is to be planted with trees and given informal landscape treatment with flowers and shrubs growing throughout its extent. Along this shore will run a watercourse, approximately 500 feet wide, for small craft, for sailboats, motor boats, canoes and racing shells. Beyond the watercourse, built to protect it and provide safety and shelter to pleasure craft, will be an island, approximately 700 feet wide, and extending from Grant to Jackson parks, planted with trees, having a shore driveway and winding walks, and, under the proposed plan, providing frequent bathing beaches for the city's summer multitudes, as well as athletic grounds, baseball fields, running tracks, tennis courts, football fields, a stadium and a public gymnasium.

This agreement, made March 30, 1912, between the south park commissioners and the Illinois Central Railroad company, provides for the acquiring by the park commissioners of the riparian rights attaching to the land lying between Grant and Jackson parks; for the establishment of a specified permanent boundary line dividing the railroad property from the submerged lands to be acquired by

the park commissioners; for the construction of specified viaducts over the railroad tracks; for the extension of South Park avenue north over the railroad tracks to connect with Grant park at 12th street; for the removal of the 12th street station to land south of the new widened 12th street extended to the lake shore; for the transfer of all land east of Michigan avenue and north of 12th street, as far as the present southern boundary of Grant park, to the park commissioners for park purposes; for the transfer to the railroad company of certain specified lands for right of way, and for various other minor agreed changes in present conditions. This agreement was ratified, in accordance with law, by Judge Lockwood Honore of the Circuit court July 10, 1912.

The contract was modified by a supplemental agreement, signed June 26, 1912, which provides for a reduction in the land granted the railroad for right of way; for depression of roadbed; for prohibition of buildings (except switch towers and platform passenger stations) upon the right of way between 29th and 51st streets, in order to permit an unobstructed view of the lake; for a prohibition upon the use of the additional right of way until the railroad company arranges for the operating of four tracks by motive power other than steam (which is designed to encourage the electrification of the road); for specified viaducts over right of way; for widening and relocation of Indiana avenue and for specified widening of Michigan avenue between 12th and 13th streets.

Objections were made by army engineers to the building of a city park from Grant park to Jackson park on the ground that it would interfere with the development of harbor facilities, and but little progress was made in 1913. In November, however, a delegation of citizens visited the war department and obtained the consent of Secretary Garrison to proceed with the improvement, subject to certain conditions. These were that there should be no further filling in from Randolph to 12th streets until an outer breakwater inclosing a new harbor has been provided for by congress and built; that from 12th street to 16th street there should be no further filling in other than that under way for the Field museum and that as to the stretch between 16th and 50th streets legal steps should be taken to reserve to the proper authorities the right to construct harbor facilities if such should be demanded.

CHICAGO BUILDING STATISTICS.

Number of buildings erected since 1894, with estimated cost.

Year.	Buildings.	Cost.	Year.	Buildings.	Cost.	Year.	Buildings.	Cost.
1894.....	9,755	\$33,863,465	1901.....	6,053	\$34,462,075	1908.....	10,771	\$68,202,920
1895.....	8,633	35,010,043	1902.....	6,074	43,070,399	1909.....	11,241	90,559,580
1896.....	6,444	22,730,615	1903.....	6,221	37,447,175	1910.....	11,409	96,332,700
1897.....	5,234	21,777,220	1904.....	7,151	44,724,790	1911.....	11,106	105,269,700
1898.....	4,067	21,204,325	1905.....	8,442	63,970,950	1912.....	11,325	88,786,960
1899.....	3,794	20,856,750	1906.....	10,629	64,822,030	1913*.....	10,139	83,733,977
1900.....	3,554	19,100,050	1907.....	9,353	59,093,080			*Jan. 1 to Dec. 1.

CHICAGOANS OF ADVANCED YEARS.

The following list contains the names of residents of Chicago who are more than 90 years of age: Austin, Alvin (100), 747 Komensky avenue. Broderick, Michael (96), 1927 Belle Plaine avenue. Childs, Mrs. Henrietta (92), 4439 Berkeley avenue. Fogelstad, Mrs. Bertha (92), 539 West 103d street. Kuznierz, Anton (100), 1239 North Ashland boulevard. Kuznierz, Mrs. Madeline (98), 1239 North Ashland-bd.

Reynolds, John P. (93), 67 Washington place. Savage, Rev. George S. F. (96), 1857 Washington-bd. Schoellekopf, Henry (97), 19 West Chicago avenue. Todd, William G. (92), 4714 North Robey street. Warner, Archelaus (96), 302 West 65th street. Wheeler, Mrs. Eleanor (101), 6062 South State-st. Williams, M. de La F. (97), King home. Wright, Andrew J. (97), 4619 North Ashland avenue.

CHICAGO HIGH SCHOOL COLORS.

Austin—Red and white.	Englewood—Purple and white.	Marshall—Maroon and old gold.
Bowen, James H.—Purple and gold.	Farragut—Red and white.	McKinley—Orange and black.
Calumet—Maroon and light blue.	Hyde Park—Blue and white.	Medill—Maroon and white.
Carl Schurz—Purple and gold.	Jefferson—Purple and gold.	Phillips, Wendell—Red and black.
Crane, Richard T.—Crimson and royal blue.	Lake—Old blue and gold.	South Chicago—Purple and gold.
Curtis, George W.—Red and green.	Lake View—Red and white.	Tuley—Old gold and blue.
	Lane Technical—Myrtle green and old gold.	Waller, Robert A.—Royal blue and yellow.

CHARITY AND OTHER SERVICES OF COOK COUNTY.

Extracts from President A. A. McCormick's annual report made to the board of commissioners Dec. 1, 1913:

The government of Cook county was last year required by law to house, feed and supply medical aid and treatment to about 34,000 sick people, 3,000 irresponsible, incurable or infirm paupers, and 1,000 tuberculous patients; to give food, clothing and coal to about 200,000 persons; to care for 10,587 delinquent and dependent children; to investigate 5,274 cases of death from violence or sudden and unknown causes and bury at public expense 973 friendless and pauper dead. It investigated crimes of all kinds committed within the boundaries of the county; maintained the Circuit court with 10,000 suits and 25,000 litigants; the Superior court with 5,770 cases and 12,000 litigants; the Criminal court with 2,500 prosecutions; the Probate court with 4,412 cases, and the County court with 5,925 cases. It compelled about 5,500 defendants to support their wives, children and near relations; gathered in and cared for 2,334 insane patients, of whom 569 were discharged, 39 died, and 1,766 were committed to state institutions, and gave \$165,000 in pensions to 350 indigent mothers for the support of 1,125 children. It levied, assessed, collected and allotted to the state, county and municipal governments an annual revenue of \$47,000,000; served legal processes and enforced court orders upon 191,460 persons; maintained public order in riot cases; recorded all deeds affecting the title of real estate; held national, state, county and municipal elections and primaries; issued marriage licenses to 36,000 couples; issued saloon licenses outside Chicago; recorded documents affecting the title of personal property; housed, fed and cared for about 11,000 prisoners in the county jail, of whom 473 were charged with murder or assault with intent to kill, 758 with burglary, 1,448 with larceny, 539 with robbery, 2,386 with violation of the city code, 202 with assault and 282 with confidence games. About 10,000 of these prisoners required medical attention. It housed, fed and cared for 4,000 boys and girls in the juvenile detention home and 2,400 insane in the detention hospital; maintained the courthouse, a ten-story office building occupying one-half of a city block; repaired and constructed roads and bridges throughout the county and supervised the common school education of 40,000 children outside Chicago and provided 1,000 teachers.

To perform these duties, it takes all of the time of about 3,000 employes and part of the time of about 10,000 other persons. It costs in money to maintain the county government approximately what it costs to maintain the government of the state of Illinois. The county's bill for groceries alone in the first six months of 1912 was \$65,000; and in the first six months of 1913 it was \$50,000.

In November, 1910, the voters of Cook county approved a bond issue of \$3,000,000 for the construction of a new county hospital, which was sadly needed. After two years, not a brick of the superstructure had been laid. * * * The board has made every effort to complete the building for use this winter but for lack of funds has been unable to do so. Before the hospital can be used it will be necessary for the taxpayers of Cook county to vote another bond issue of \$1,000,000 to \$2,000,000 to finish and equip it for use.

NEW PSYCHOPATHIC HOSPITAL.

The new psychopathic hospital, now in course of construction, is considered one of the best designed, and, when completed, will be the best equipped psychopathic hospital in the country. It provides for 220 beds, divided among private chambers for disturbed patients, small rooms containing two or three beds for restless sufferers and wards containing a maximum of twenty-four beds. The building will have three entrances—the court, witness and administration rooms being independent of the rest of the building. Patients will be housed on the second, third and fourth floors of the wings. The fifth floor, which covers only the main part of the building, will be provided with hydroic rooms, continuously flowing bath rooms and other equipment for the treatment of patients suffering from mental abnormalities. A kitchen, with dumb wait-

ers direct to the dining room and equipped with the most modern facilities, will occupy an independent wing of the building.

One of the inner courts provides space for outdoor exercise, in addition to which is a large screened balcony on each floor and a roof garden over the kitchen wing. Bars on windows have been entirely eliminated by the use of steel window frames, dividing the lights of glass into small sections, the frames having sufficient strength to prevent the escape of the patients. The receiving department has rooms for bathing patients, proper examinations, and special rooms for observation before assigning patients to wards or private rooms in which their conditions indicate they should be kept. The building provides facilities that permit patients to be classified and assigned to rooms or wards according to their condition, so that patients suffering from nervous breakdown are not confined with others who are violently insane.

CONDITIONS AT OAK FOREST.

The daily average of the population has been about 2,100 inmates in the infirmary and about 250 tuberculous patients in the hospital. Besides the service to these two groups about 5,000 children were given a week's outing at the summer camp. Of the infirmary population, nearly 500 are irresponsible, idiots, imbeciles and feeble minded. There are eighty-three children, of whom a dozen are normal and the rest under par mentally. Of the tuberculous patients, 100 are bed patients.

An investigation carried on by County Agent Meyer disclosed the fact that a number of inmates were not entitled to the care of the institution. Inmates were found who had been in the institution for years—one for twenty years—who had relatives legally responsible for their care. A number were forced to leave the institution because they were able to earn their own living or had relatives capable of taking care of them. The legal responsibility of these relatives was brought home to them and they were compelled to pay for the care of their indigent kin.

Desertion of wives and children by husbands and fathers is a constantly growing evil. More cases have been prosecuted in the County court than heretofore, but the desertions continue to increase. The county agent has on his books the names of nearly 1,800 families with 6,683 children made dependent by absconding husbands. These dependents are costing Cook county \$100,000 a year. It is estimated that 25 per cent of the deserters are in Chicago and within the jurisdiction of the county courts. The others are outside the jurisdiction of the local courts, but under the law may be brought back when located elsewhere and prosecuted. A number have been returned to their families and are now supporting them.

FINANCES OF THE COUNTY.

The financial situation of Cook county, in my judgment, cannot be bettered or solved without a constitutional convention or some relief by which the situation can be more readily changed than at present. It is hard to conceive a situation that is more complicated and more arcane than that which confronts the board of county commissioners. The legislature at almost every session will pass laws imposing additional burdens upon the county but does not provide any means by which the income can be increased to meet them. Two years ago the amount expended by the county for industrial schools was \$72,000 a year. The legislature changed the law in such a way that any industrial school by application to the state board of charities could secure a charter and all children in their care be chargeable to the county at \$10 for each boy and \$15 for each girl. The consequence is this year the county has been compelled to pay \$280,000, an increase over expenditures under the old law of \$208,000.

The mothers' pension law passed by the legislature placed an additional expenditure of approximately \$150,000 a year upon the county. The juror's pay was increased from \$2 to \$3, with the result that the expense to the county is increased to \$160,000, making a total expenditure of \$360,000 this year.

CHICAGO STREET GUIDE. GUIDE TO NUMBERS.

Numbers on the north and south streets where they are intersected by the principal east and west streets and numbers on the east and west streets where they are intersected by the principal north and south streets are given herewith. Numbered streets are omitted, as their location is indicated by their names.

NORTH FROM MADISON.		4100 Belle Plaine-av.
1 Madison.	4200 Berteau-av.	
100 Washington.	4300 Cullum-av.	
200 Randolph.	4400 Montrose-av.	
300 Lake.	4500 Sunnyside-av.	
300 S. Water.	4600 Wilson-av.	
400 Kinzie.	4700 Leland-av.	
400 Michigan.	4800 Lawrence-av.	
500 Illinois.	4900 Ainslie.	
530 Grand-av.	5000 Argyle.	
600 Ohio.	5100 Carmen-av.	
630 Ontario.	5200 Foster-av.	
660 Erie.	5300 Berwyn-av.	
700 Huron.	5400 Balmoral-av.	
730 Superior.	5500 Catalpa-av.	
800 Chicago-av.	5600 Bryn Mawr-av.	
848 Chestnut.	5700 Hollywood-av.	
867 Brennan-st.	5730 Edgewater-av.	
920 Locust.	5800 Victoria.	
940 Walton-pl.	5900 Thorndale-av.	
1000 Oak.	5956 Ridge-av.	
1100 Maple.	6000 Peterson-av.	
1149 Elm.	6100 Norwood-av.	
1200 Division.	6200 Granville-av.	
1300 Goethe.	6300 Rosemont-av.	
1400 Schiller.	6400 Devon-av.	
1500 Burton-pl.	6700 North Shore-av.	
1536 Germain-pl.	6800 Pratt-av.	
1600 North-av.	6900 Farwell-av.	
1700 Eugenie.	6944 Morse-av.	
1800 Menominee.	7000 Lunt-av.	
1900 Wisconsin.	7100 Estes-av.	
2000 Center.	7200 Kenilworth-av.	
2100 Garfield-av.	7300 Chase-av.	
2200 Webster-av.	7400 Junata-st.	
2300 Belden-av.	7500 Birchwood-av.	
2400 Fullerton-pky.	7548 Howard.	
2460 Arlington-pl.	7548 City limits.	
2473 Roslyn-pl.	SOUTH FROM MADISON.	
2501 St. James-pl.	1 Madison.	
2530 Deming-pl.	100 Monroe.	
2600 Wrightwood-av.	200 Adams.	
2701 Sherman-pl.	232 Quincy.	
2800 Diversey-pky.	300 Jackson-bd.	
2901 York-pl.	400 Van Buren.	
2932 Oakdale-av.	500 Congress.	
3000 Wellington-av.	600 Harrison.	
3100 Barry-av.	700 East 7th-st.	
3200 Belmont-av.	800 Polk.	
3300 School.	900 East 9th-st.	
3400 Roscoe.	1000 Taylor.	
3500 Cornelia.	1100 East 11th-st.	
3538 Eddy.	EAST FROM STATE.	
3600 Addison.	(North of river.)	
3700 Waveland.	1 State.	
3800 Grace.	40 Cass.	
3900 Byron.	100 Rush.	
4000 Irving Park-bd.		

112 Tower-ct.	340 *Orleans.
140 Lincoln Park-bd.	350 Market.
201 St. Clair.	400 *Sedgwick.
300 Fairbanks-ct.	412 The river.
326 *Lake Shore drive	434 *Townsend.
*At Chicago-av.	460 *Millon-av.
EAST FROM STATE.	
(South of river.)	
1 State.	530 Canal.
46 Wabash.	530 *Larrahee.
100 Michigan-av.	540 Clinton.
200 Indiana-av.	600 Jefferson.
300 Prairie-av.	640 Desplaines.
347 Calumet-av.	700 Union.
400 South Park-av.	700 *Orchard.
435 Vernon-av.	800 Halsted.
500 Vincennes-av.	839 Green.
533 Rhodes-av.	900 Peoria.
600 St. Lawrence-av.	932 Sangamon.
634 Champlain-av.	1000 Morgan.
700 Langley-av.	1000 *Sheffield-av.
734 Evans-av.	1032 Carpenter.
834 Maryland-av.	1034 *Osgood.
900 Drexel-av.	1100 Curtis.
934 Ingleside-av.	1100 *Seminary-av.
1000 Ellis-av.	1111 Aberdeen.
1100 Greenwood-av.	1132 May.
1152 Woodlawn-av.	1134 *Clifton-av.
1300 Kimbark-av.	1164 Ann.
1334 Kenwood-av.	1200 Racine-av.
1400 Dorchester-av.	1248 Elizabeth.
1434 Dante-av.	1300 Throop.
1500 Blackstone-av.	1400 *Southport-av.
1600 Stony Island-av.	1401 Loomis.
1631 Cornell-av.	1408 Sheldon.
1700 East End-av.	1448 Bishop-st.
1735 Ridgeland-av.	1501 Ladin.
1800 Cregier-av.	1600 Ashland-bd.
1900 Baldwin-av.	1700 Paulina.
1934 Euclid-av.	1734 Hermitage-av.
2000 Jeffery-av.	1800 Wood.
2100 Cahokia-av.	1835 Honore.
2200 Paxton-av.	1900 Lincoln.
2300 Grandon-av.	1935 Winchester-av.
2400 Yates-av.	2000 Robey.
2500 Essex-av.	2035 Seeley-av.
2600 Colfax-av.	2100 Hoyt-av.
2700 Marquette-av.	2200 Levitt.
2800 Burnham-av.	2300 Oakley-bd.
2900 Escanaba-av.	2400 Western-av.
3000 Commercial-av.	2500 Campbell-av.
3100 Baltimore-av.	2600 Rockwell.
3200 Brandon-av.	2700 Washtenaw-av.
3300 Buffalo-av.	2800 California-av.
3400 Green Bay-av.	2900 Francisco-av.
WEST FROM STATE.	
1 State.	
50 Dearborn-st.	3000 Sacramento-av.
100 Clark.	3100 Albany-av.
150 LaSalle.	3200 Kedzie-av.
200 5th-av.	3300 Spaulding-av.
200 *Wells.	3356 Homan-av.
300 *Franklin.	3501 St. Louis-av.
300 *Franklin.	3553 Central Park-av.
	3800 Hamlin-av.
	3900 Springfield-av.
	4000 Crawford-av.
	*North side only.

CHANGES IN PARCEL POST RATES.

The following changes in parcel post rates and weights, going into effect Jan. 1, 1914, were announced Dec. 6, 1913:

Increasing weight limits of parcels in the first and second zone from 20 to 50 pounds.

Increasing maximum weight of parcels to all zones beyond the second from 11 to 20 pounds.

Reducing the rates for the third zone from 7 cents for the first pound and 5 cents for each additional pound to 6 cents for the first pound and 2 cents for each additional pound.

Reducing the rates for the fourth zone from 8 cents for the first pound and 6 cents for each additional pound to 7 cents for the first pound and 4 cents for each additional pound.

Reducing the rates for the fifth zone from 9 cents for the first pound and 7 cents for each additional pound to 8 cents for the first pound and 6 cents for each additional pound.

Reducing the rates for the sixth zone from 10 cents for the first pound and 9 cents for each additional pound to 9 cents for the first pound and 8 cents for each additional pound.

The rate of postage on parcels containing books weighing eight ounces or less shall be 1 cent for each two ounces or fractional part thereof, and on those weighing in excess of eight ounces, the zone parcel post rates shall apply. This is to be effective March 16, 1914.

ILLINOIS INDUSTRIAL BOARD.

Appointed by the governor. Salary of members, \$4,000.

H. S. Tanner (chairman), Paris.

| Peter Angsten, Chicago.

SURFACE LINE THROUGH ROUTES IN CHICAGO.

In operation Dec. 1, 1913.

Route No. 1—Beginning at 56th street and Lake Park avenue, north on Lake Park avenue to 55th street, west on 55th street to Cottage Grove avenue, north on Cottage Grove avenue to Indiana avenue, north to 18th street, west to Wabash avenue, north to Lake, west to State, north to Division, west to Clark, north to Broadway, north to Devon, west to Clark—returning the same route. Cars 8 minutes apart.

Route No. 2—Beginning at 80th street and Vincennes avenue loop; north on Vincennes avenue to Wentworth, north to 22d, east to Clark, north to Division, west to Clybourn, north to Belmont—returning by the same route. Cars 8 minutes apart.

Route No. 3—Beginning at 51st street and South Park avenue, west on 51st street to Indiana avenue, north to 22d street, west to Wabash avenue, north to Lake street, west to State, north to Kinzie, west to Clark, north to Center street, west to Lincoln avenue, northwest to Foster avenue—returning same route. Cars 8 minutes apart.

Route No. 4—Beginning at 119th and Morgan streets loop, east on 120th to Halsted, north to 119th, east to Michigan avenue, north to 95th, east to Cottage Grove, north to 22d and Indiana, north to 18th, west to Wabash avenue, north to Washington, east to Garland court, north to Randolph street, west to Wabash avenue—returning same route. Cars every 12 minutes.

Route No. 5—Beginning at 92d and South Chicago avenue loop, north on Baltimore avenue to 91st, west to South Chicago avenue, northwest to Cottage Grove, north to 22d and Indiana avenue, north to 18th, west to Wabash avenue, north to Washington street, east to Garland court, north to Randolph street, west to Wabash avenue—returning same route. Cars every 6 minutes.

Route No. 6—Beginning at 63d and State streets, north on State to Lake, west to Milwaukee avenue, northwest to C. & N. W. R. R.'s right of way north of Lawrence avenue—returning by the same route. Cars 12 minutes apart.

Route No. 7—Beginning at State street and 63d street, north on State street to Madison, west to North Maynard avenue—returning by the same route. Cars 12 minutes apart.

Route No. 8—Beginning at Halsted street and 73d street, north on Halsted to Grace—returning by the same route. Cars 5-8 minutes apart.

Route No. 9—Beginning at 71st street and Ashland avenue, north on Ashland to 12th, west to Paulina, north to Lake, east to Ashland, north to Courtland street, east to Southport, north to Clark

—returning by the same route. Cars 3-5 minutes apart.

Route No. 10—Beginning at 71st street and Western avenue, north on Western avenue to Lincoln avenue—returning by the same route. Cars 5-10 minutes apart.

Route No. 11—Beginning at South Kenton and Ogden avenues, northeast on Ogden to Madison street, east to Clark, north to Diversey boulevard loop—returning by the same route. Cars 27 minutes apart.

Route No. 12—Beginning at 26th street and South Kenton avenue, east on 26th to Blue Island avenue, northeast to the intersection of Halsted street and Blue Island avenue, east on Harrison street to Clinton, north to Adams, east to 5th avenue, north on 5th avenue and Wells street to Clark street, north to Diversey boulevard—returning by the same route. Cars 32 minutes apart.

Route No. 13—Beginning at 63d and Halsted, north on Halsted to North Clark—returning by the same route. Cars 5-8 minutes apart.

Route No. 14—Beginning at North Cicero avenue and 12th street, east on 12th to 5th avenue, north on 5th avenue and Wells street to Clark; north to Diversey—returning by the same route. Cars 20 minutes apart.

Route No. 17—Beginning at 63d street and Kedzie avenue, north on Kedzie to Chicago, east to California, north to Elston avenue, northwest to Kedzie avenue, north to Lawrence avenue—returning by the same route. Cars 6-12 minutes apart.

Route No. 18—Beginning at Broadway and Grace street, south on Halsted to 26th—returning by the same route. Cars 1 minute apart (rush only).

Route No. 20—Beginning at Madison street and Maynard avenue, east on Madison to and around the State street loop—returning by the same route. Cars 2-4 minutes apart.

Route No. 22—Beginning at 80th street and Vincennes avenue loop, north on Vincennes avenue to Wentworth avenue, north to 22d, east to Clark, north to Howard avenue—returning by same route. Cars 8 minutes apart.

Route No. 23—Beginning at Morgan and 39th streets, north on Morgan to private right of way at 31st street, thence along private right of way to Throop street, north on Throop to 21st, east to South Racine avenue, north to Adams street, east to Sangamon, north to Austin avenue, west to North Racine, north to Erie street, west to Ashland avenue—returning by the same route. Cars 15 minutes apart.

THE DANBURY HATTERS' CASE.

In the United States District court in Hartford, Conn., Oct. 11, 1912, a jury returned a verdict for \$80,000 and costs against the United Hatters of North America in the suit brought by D. E. Loewe & Co., hat manufacturers in Danbury, Conn., charging the defendants with conducting a boycott against hats made by the firm. Under the Sherman antitrust law the damages are trebled, making the award in this instance equivalent to \$340,000.

The suit was originally brought in the Circuit court in 1903, when Loewe & Co. filed a bill alleging that the labor organization had undertaken to unionize the company's hat factory in Danbury, and, failing to do so, had gone on a strike. This act was followed by the declaration of a boycott against the firm's hats wherever they were found, and as it controlled an extensive trade throughout many states the boycott, in the language of the bill, constituted a combination to limit and restrain

interstate commerce. On a demurrer by the hatters' union, the Circuit court decided that the Sherman law was inapplicable and dismissed the case. The Court of Appeals, however, certified the suit to the United States Supreme court, and that tribunal, Feb. 3, 1908, reversed the decision of the Circuit court, deciding, without a dissenting voice, that boycotting, where it affected interstate commerce, was in violation of the Sherman antitrust act.

The case then went back to the Circuit court, and after a trial lasting eleven weeks resulted Feb. 4, 1910, in a verdict for \$74,000 damages for the plaintiff. An appeal was taken and the case was sent to the United States District court with the result stated above. The plaintiffs were backed by the Antiboycott society and the defendants by the American Federation of Labor.

COLLEGE FRATERNITY HOUSES IN CHICAGO.

Alpha Delta Phi—975 East 60th street.
Alpha Tau Omega—923 East 60th street.
Beta Theta Pi—5555 Woodlawn avenue.
Chi Psi—5344 Ellis avenue.
Delta Kappa Epsilon—5754 Woodlawn avenue.
Delta Sigma Phi—5604 Maryland avenue.
Delta Tau Delta—5607 University avenue.
Delta Upsilon—5400 Ellis avenue.
Gamma Alpha—5731 Kenwood avenue.

Kappa Sigma—6032 Kimbark avenue.
Phi Delta Theta—6111 Woodlawn avenue.
Phi Gamma Delta—935 East 60th street.
Phi Kappa Psi—5625 University avenue.
Phi Kappa Sigma—5824 Woodlawn avenue.
Psi Upsilon—5845 Dorchester avenue.
Sigma Alpha Epsilon—1364 East 56th street.
Sigma Chi—5657 Blackstone avenue.
Sigma Nu—5725 Kenwood avenue.

CENTENNIAL OF ADOPTION OF ILLINOIS.

The following resolution was adopted by the Illinois state senate Feb. 12 and concurred in by the house Feb. 18, 1913:

"Whereas, Illinois was admitted to the union of states Dec. 3, 1818, the centennial anniversary thereof being rapidly approaching, and it being meet and fit that the state which has given of its sons so liberally to the progress of the nation and the world during the period of its statehood should fittingly observe its hundredth anniversary by a celebration which shall do honor to itself and to the nation;

"Resolved, by the senate, the house of representatives concurring, That a commission, consisting of five members of the senate and five members of the house of representatives of the forty-eighth general assembly shall be appointed to have charge of the preliminary arrangements of such celebration to be held in Springfield, the state capital, on such centennial date, and to determine, as may be, the character and necessities of such celebration, and to report the result of its findings to the forty-ninth general assembly; such joint commission to hold its meetings in the city of Springfield at such time or times as may be necessary to successfully inaugurate such movement."

Subsequently by another joint resolution E. J. James, E. B. Greene and J. W. Garner of the University of Illinois and Mrs. Jessie Palmer Webber and Dr. Otto L. Schmidt of the Illinois Historical society were appointed as additional members of the committee. The sum of \$10,000 was appropriated to defray the expenses of the commission.

At a meeting held in Springfield July 22 Senator Campbell S. Hearn was elected chairman and Mrs. Jessie Palmer Webber secretary. The following proposals were adopted:

1. Promotion of local celebrations throughout the state.

2. Holding of a state celebration at the capital, consisting of an exposition and a pageant illustrative of the social, economic and educational development of the state.

3. Preparation of a series of publications putting into permanent form the record of the state's progress in all lines of development.

4. Erection of a permanent memorial building for the use of the historical and educational departments of the state, where shall be preserved the historical relics of the state; containing a memorial hall where shall be placed statues of Illinois' illustrious men.

5. Erecting and unveiling of bronze statues of Lincoln and Douglas on the capitol grounds as provided for in bills enacted at the session of the legislature in 1913.

A comprehensive and elaborate plan was presented to the state commission by President Edmund J. James of the University of Illinois. His suggestion, similar to that of the commission's, was to have chief celebrations in Springfield, at the University of Illinois, which completes its fiftieth year of organization in 1913, and in Chicago. Lesser celebrations are suggested for the county seats.

WIND-BAROMETER TABLE FOR THE GREAT LAKES.

[Prepared by United States weather bureau.]

Height of barometer (lake level). Direction of wind.	Character of weather and wind indicated.
29.40 to 29.60, and steady.....West.....	Fair, slight changes in temperature, gentle to fresh winds.
29.40 to 29.60, rising.....West.....	Fair, cooler, fresh west to northwest winds.
29.40 to 29.60, falling.....South.....	Warmer, increasing southerly winds.
29.60, or above, falling rapidly.....East to south.....	Warmer, rain or snow within 36 hours, increasing east to southeast winds.
29.60, or above, rising rapidly.....West to north.....	Cool and clear, quickly followed by warmer, variable winds.
29.60, or above, steady.....Variable.....	No immediate change, but winds will go to south inside of 36 hours.
29.40, or below, falling slowly.....South to east.....	Rain or snow, increasing easterly winds.
29.40, or below, falling rapidly.....South to east.....	Rain or snow, high easterly winds, followed within 48 hours by clearing, cooler, west to northwest winds.
29.40, or below, rising slowly.....South to west.....	Clearing, colder, fresh to brisk west to northwest winds.
29.20, or below, falling rapidly.....South to east.....	Severe storm of wind and rain, and wind shifting to northwest within 36 hours.
29.20, or below, falling rapidly.....East to north.....	Severe northeaster, with heavy rain or snow, and winds backing to northwest.
29.20, or below, rising rapidly.....Going to west.....	Clearing and cooler, probably cold wave in winter.

THE BOY SCOUT MOVEMENT.

The boy scout movement was started in England by Lieut.-Gen. Sir Robert S. S. Baden-Powell in 1908. Boys were enrolled in a uniform corps, properly officered, for the purpose of training them in patriotism, chivalry, self-reliance, woodcraft, tracking, helpful exercises and good citizenship. The plan was successful from the start and thousands of boys in all parts of the British empire belong to

the organization. Similar corps have been started in the United States, Germany, Argentina, Chile, Smyrna, China, Japan and other countries. The movement is nonmilitary. The president of the National Council of Boy Scouts of America is Colin Livingstone of Washington, D. C., and the treasurer is George D. Pratt of Brooklyn, N. Y.

ELECTRIC RAILROADS IN THE UNITED STATES.

[Compiled by the Electric Railroad Journal from the McGraw Electric Railway Manual for 1911.]

Year.	Companies.	Mileage.	Cars.	Capital stock.*	Funded debt.	Capitalization.†
1910.....		1,279	40,683	\$9,601	\$2,381,011,921	\$2,302,094,296
1909.....		1,253	40,499	91,153	2,427,935,597	2,224,600,236
1908.....		1,252	40,247	89,216	2,444,892,057	2,112,244,056
1907.....		1,238	38,812	86,204	2,251,425,832	1,872,408,516

*Outstanding. †Total outstanding.

DEATH OF WILLIAM DEERING.

William Deering, widely known throughout the United States as a manufacturer of harvesting machinery and other agricultural implements, died at his country home near Miami, Fla., Dec. 9, 1912, after an illness of several months from the effects of a paralytic stroke. He was born in

South Paris, Me., April 25, 1826. He established his manufacturing business in Chicago in 1870 and made a great success of it. Mr. Deering made many generous gifts to charitable and educational institutions.

LAKES-TO-GULF DEEP-WATERWAY PROJECT.

Oct. 16, 1907, the legislature of Illinois passed a joint resolution providing for the submission to the electors of the state of an amendment to the constitution permitting the general assembly to provide for the construction of a deep waterway from Lockport to Utica and to authorize the issue of bonds to the amount of \$20,000,000 for this purpose. At the election of Nov. 3, 1908, the people approved the proposed amendment by a vote of 692,522 for to 195,177 against. At the regular session of the legislature in 1909 the waterway project was considered, but no agreement could be reached as to the question of going ahead immediately with the work or waiting for federal aid and no bill was passed. The matter was included in the list of subjects to be considered at the extra session of the legislature in the winter and spring of 1909-1910, but no action was taken.

At the regular session in 1911 a waterway bill was passed by the senate, but in the house Speaker Charles Adkins prevented any action being taken. Gov. Deneen called an extra session of the legislature, which began June 14, but adjourned without taking final action.

WATERWAY ASSOCIATION.

The Lakes-to-Gulf Deep-Waterway association is an organization formed to aid in every way possible the realization of the deep-waterway project. It is made up chiefly of men representing the states most directly interested in the plan and annual

meetings are held, the seventh gathering taking place in Little Rock, Ark., in September, 1912. The chief officers are: President—William K. Kavanaugh, St. Louis, Mo. Secretary—Thomas H. Lovelace, 914 New Bank of Commerce building, St. Louis, Mo. Treasurer—Edwin S. Monroe, Joliet, Ill.

THE HENNEPIN CANAL.

Preliminary surveys begun—1871.

Excavation begun—1892.

Work completed—1907.

Canal formally opened—Oct. 24, 1907.

Length of main channel—75 miles.

Length of feeder—29.3 miles.

Total length—104 miles.

Depth—7 feet.

Width at bottom—52 feet.

Width at water line—80 feet.

Locks on main canal—32.

Locks on feeder—1.

Total cost—\$7,500,000.

The Hennepin, or, more comprehensively, the Illinois and Mississippi canal, extends from the Illinois river near Hennepin to the Mississippi three miles below Rock Island. The navigable feeder extends from Rock river at Sterling and Rock Falls to the main line near Sheffield and is of the same size and just as navigable as the main line. Water is forced into it by a dam a quarter of a mile long at Sterling.

SAULT STE. MARIE CANAL TRAFFIC (1912).

Summary of traffic through both American and Canadian canals.

Freight carried, tons.....	72,472,676
Total tons net register.....	56,736,807
Total mile-tons.....	60,242,833,014
Valuation placed on freight carried.....	\$791,357,837
Amount paid for freight carried.....	\$40,578,225
Registered vessels using canals.....	853
Valuation registered vessels.....	\$138,546,300
Passengers transported.....	66,877
Cost per ton freight transportation.....	\$0.56
Freight carried by—	
Registered vessels, tons.....	72,300,591
Unregistered vessels, tons.....	172,085
American vessels, per cent.....	94
Canadian vessels, per cent.....	6
Passengers carried by—	
American vessels, per cent.....	32
Canadian vessels, per cent.....	68
Average number of vessels passing per day—	
Through Poe lock.....	39
Weitzel lock.....	27
Canadian lock.....	33
Poe, Weitzel and Canadian locks.....	99

SUMMARY BY YEARS.

Year.	Tons.	Freight.	Charges.
1887.....	5,494,649	\$79,031,757	\$10,075,153
1888.....	6,411,423	82,156,019	7,883,077
1889.....	7,516,022	83,732,527	8,634,246
1890.....	9,041,213	102,214,948	9,472,214
1891.....	8,888,759	128,178,208	9,849,022
1892.....	11,214,333	135,117,267	12,072,850
1893.....	10,796,572	145,436,957	9,957,483
1894.....	13,195,860	143,114,502	10,798,310
1895.....	15,062,580	159,575,129	14,238,758
1896.....	16,239,061	195,146,842	13,511,615
1897.....	18,982,755	218,235,927	13,220,099
1898.....	21,234,664	233,069,740	14,125,896
1899.....	25,255,810	281,364,750	21,959,707
1900.....	25,643,073	267,041,959	24,953,314
1901.....	28,403,065	289,906,865	23,217,974
1902.....	35,961,146	358,306,300	26,566,189
1903.....	34,674,437	349,405,014	26,727,735
1904.....	31,546,106	334,592,686	21,552,894
1905.....	44,270,680	416,965,484	31,420,585
1906.....	51,751,080	537,463,454	36,666,889
1907.....	58,217,214	569,830,188	38,457,345
1908.....	41,390,557	470,141,318	23,903,244
1909.....	57,895,149	626,104,173	35,291,948
1910.....	62,363,218	654,010,843	38,710,904
1911.....	53,477,216	595,019,844	29,492,196
1912.....	72,472,676	791,357,837	40,578,225

STATISTICS OF UNEMPLOYMENT.

Four censuses of the United States have considered the question of unemployment, namely, those of 1880, 1890, 1900 and 1910. The first was never made up for lack of funds; and the last one is not yet at hand, for the same reason. According to the census of 1890, out of 23,318,730 persons gainfully occupied 3,523,730, or 15 per cent, had reported being unemployed during some time of the year. The aim of the census of 1900 was "to find out the number of months or parts of months during which persons ordinarily engaged in gainful labor were not employed at all." That census shows that out of 29,073,233 persons ordinarily employed 6,468,964, or 22.3 per cent, were reported unemployed at some period during the preceding year. The figures are as follows:

Unemployed.	Per cent total work- Cases. unemployed.	Per cent ing force.
1 to 3 months.....	3,177,753	49.1 10.0
4 to 6 months.....	2,554,923	39.5 8.8
7 to 12 months.....	736,286	11.4 2.5

Generally speaking, one out of five of the workers was unemployed during the census year from one to twelve months. Frank B. Sargent, special agent of the bureau of labor, in his report on unemployment and employment offices, Oct. 1, 1912, shows from the census compiled by the manufacturers that in one year unemployment varied from 67,000 persons in October to 415,000 in January; and that in both New York and Massachusetts the unemployed organized workers are two and three times as numerous at the end of March as at the end of September each year. The quarterly reports of the New York bureau of labor, which deal with the working conditions in the New York trade unions, show that between the end of September and the end of March, from 1899 to 1908, unemployment fluctuated between 4.7 per cent and 22 per cent. In March, 1908, it reached its maximum of 35.7 per cent.

NATIONAL BUSINESS LEAGUE OF AMERICA

President—Philetus W. Gates, Chicago.
Vice-President—Benjamin J. Rosenthal, Chicago.
Treasurer—George W. Dixon, Chicago.
General Secretary—Austin A. Burnham, Chicago.
General Counsel—E. Allen Frost, Chicago.
Headquarters—Chicago Stock Exchange building.

The league was organized Jan. 26, 1897, and was incorporated June 15, 1907. It is an alliance of leading diversified business interests of the United States for the promotion of federal legislation for the advancement of American commerce and industry.

INCREASE IN PRICE OF EGGS SINCE 1907.

Highest and lowest quotations on fresh eggs on Nov. 15 of each year from 1907 to 1913, inclusive, as shown by reports furnished to the bureau of labor statistics by retail merchants in thirty-two of the principal industrial cities of the United States:

	Nov. 15, 1907.		Nov. 15, 1908.		Nov. 15, 1909.		Nov. 15, 1910.		Nov. 15, 1911.		Nov. 15, 1912.		Nov. 15, 1913.	
	High.	Low.	High.	Low.	High.	Low.	High.	Low.	High.	Low.	High.	Low.	High.	Low.
Atlanta	31	25	35	30	35	29	40	30	40	35	40	35	45	40
Baltimore	36	34	36	35	36	30	44	35	40	35	45	35	50	42
Boston	50	28	55	32	48	45	56	33	60	40	65	48	67	55
Buffalo	54	32	36	32	36	33	45	32	50	35	55	32	60	42
Chicago	35	29	35	28	40	27	38	30	40	32	40	30	46	35
Cincinnati	28	27	36	30	36	35	38	32	38	35	40	35	48	40
Cleveland	38	34	45	30	45	30	48	30	50	35	48	40	55	45
Dallas	30	30	35	35	40	35	40	30	35	30	40	30	45	35
Denver	30	30	40	30	35	30	35	30	45	35	40	35	50	40
Detroit	32	31	32	30	36	32	38	32	40	32	38	34	45	38
Indianapolis	34	30	38	30	35	28	38	30	40	35	42	36	45	42
Jacksonville, Fla.	35	30	35	30	35	25	40	30	40	35	45	38	50	40
Kansas City	28	27 1/2	35	35	32	30	35	20	40	30	35	30	42	30
Los Angeles	45	25	50	45	40	45	35	60	40	55	50	60	45	65
Louisville	25	25	30	30	30	30	30	30	30	35	27 1/2	45	35	37 1/2
Memphis	30	25	35	34	35	28	35	26	35	26	35	32	50	35
Milwaukee	..	36	36	36	36	36	38	38
Minneapolis	30	25	40	30	40	30	38	35	36	33	40	30	45	45
New Haven	50	45	50	48	50	45	60	45	60	50	65	55	65	58
New Orleans	30	25	35	25	35	30	35	30	35	30	45	36	45	38
New York	46	33	53	33	50	32	53	40	60	37	60	41	75	49
Omaha	30	25	35	25	35	24	35	24	40	28	35	33	45	40
Philadelphia	42	28	42	34	40	32	45	35	50	36	60	35	60	40
Pittsburgh	38	25	35	30	36	30	40	30	40	33	45	34	50	42
Providence	55	35	55	42	53	45	60	45	60	55	65	58	65	60
Richmond	30	28	35	32	34	32	35	30	40	30	40	35	45	40
St. Louis	38	32	38	28	38	30	40	32	40	28	35	30	42 1/2	35
Salt Lake City	40	30	40	35	40	40	40	35	50	40	50	40	55	45
San Francisco	60	45	60	50	60	60	65	50	57 1/2	60	54	50	65	60
Scranton	40	32	45	30	40	35	45	30	45	30	60	44	55	50
Seattle	55	50	65	50	70	50	70	45	60	50	65	55	60	60
Washington	36	30	36	30	40	35	40	30	45	35	48	35	60	40

FRAUDS IN ELECTION OF NOV. 5, 1912.

The vote for state's attorney at the election of Nov. 5, 1912, was recounted by the board of election commissioners in 1913 with the following result:

FOR MACLAY HOYNE, DEM.		Official Count.		Recount.	
City	112,291	112,291	107,120	112,291	107,120
Country towns	10,172	10,172	9,924	10,172	9,924
Total	122,463	122,463	117,044	122,463	117,044
FOR LEWIS RINAKER, REP.					
City	95,643	95,643	98,460	95,643	98,460
Country towns	13,560	13,560	13,395	13,560	13,395
Total	113,203	113,203	111,855	113,203	111,855
FOR WILLIAM A. CUNNEA, SOC.					
City	102,686	102,686	106,527	102,686	106,527
Country towns	4,846	4,846	4,914	4,846	4,914
Total	107,532	107,532	111,441	107,532	111,441

FOR GEORGE I. HAIGHT, PROG.

City	78,021	76,418
Country towns	15,576	15,438
Total	93,597	91,856

The gross irregularities disclosed by the recount resulted in an investigation by a special grand jury. This body returned indictments July 18 against four men on the charge of tampering with the ballots. Seven men were indicted Aug. 7 on similar charges. Aug. 14 indictments were returned against seventeen judges and clerks of election in the 12th and 19th wards on charges of altering ballots in favor of Maclay Hoyne, Peter Bartzon and Anton J. Cernak at the November election in 1912. Sept. 19 ten more true bills were returned, the men charged with falsifying ballots and returns including a number of city and county employes.

RAILROAD TRACK ELEVATION.

The elevation of steam railroad tracks in Chicago is carried on in accordance with ordinances prepared by the department of track elevation and passed by the city council and accepted by the railroad companies. The first track elevation ordinance was passed May 23, 1892.

The track elevation work done to Dec. 31, 1913, is approximately as follows:

Miles of roadbed elevated	141
Miles of additional roadbed required by ordinance to be elevated	43
Miles of track elevated	874
Miles of additional track required by ordinance to be elevated	272
Estimated cost of work completed to Dec. 31, 1913	\$72,000,000.00

"FOUNTAIN OF TIME" ON MIDWAY.

Lorado Taft, the sculptor, was authorized Feb. 19, 1913, to place his "Fountain of Time" on a space 130 by 70 feet at the west end of the Midway, near Cottage Grove avenue. The fountain will be 110 feet long, 20 feet high and 10 feet wide. It is to be chiseled out of Georgia marble and will de-

piet Father Time, a rugged, solitary figure, reviewing a throng of hurrying people of all ages and conditions in life. The cost of the fountain will be paid by the trustees of the Art Institute out of the income from the \$1,000,000 fund left by Benjamin F. Ferguson as a legacy to benefit Chicago.

GARNISHMENT LAW OF ILLINOIS.

Section 14 of the act of 1872 as amended in 1897 and 1901 declares: "The wages for services of a wage earner who is the head of a family and residing with the same, to the amount of fifteen (\$15) dollars per week, shall be exempt from garnishment. All above the sum of fifteen (\$15)

dollars per week shall be liable to garnishment."

Employers are obliged to pay wages amounting to \$15 or less, notwithstanding the service of a writ of garnishment, providing the person to whom wages are due makes affidavit that he is the head of a family and is living with the same.

LABOR UNIONS IN CHICAGO.

Organizations affiliated with the Chicago Federation of Labor, with names of secretaries. List corrected to Dec. 1, 1913.

Amalgamated Association Street Railway Employees No. 241—C. W. Mills, room 55, 138 North La-Salle street.

No. 260—Edward S. Bechtloff, 7032 Emerald avenue.

No. 273—William Rock, 8664 Vincennes road.

No. 308—W. S. McClenathan, room 1211 Unity building.

Asphalt and Pavers and Helpers No. 25—J. H. Wilson, 316 North Irving avenue.

Actors (White Rats)—Abner All, 28 North 5th avenue.

Asbestos Workers No. 17—James P. Pauls, 3719 Irving Park boulevard.

Baggage and Mail Handlers' Union No. 175—William Feuton, 649 East 42d street.

Bakers and Confectioners No. 2—Tony Weth, 540 Wells street.

No. 62—A. Anderholm, 1082 North Paulina street.

Bakers' Union No. 237—W. Krausz, 1253 South Kedzie avenue.

Barbers (Journymen) No. 548—P. A. Holzer, 184 West Washington street, room 606.

Bartenders No. 401—George C. Barden, 6656 South Halsted street.

No. 456—George J. Schober, 232 North Clark street.

No. 507—E. G. Reynolds, 2117 Pensacola avenue.

No. 649—C. J. Boyle, 808 South California avenue.

Beekeepers' Union No. 248—William Vorsatz, 2135 Blue Island avenue.

Bill Posters and Billers—Roger B. Pearson, 37 West Garfield boulevard.

Blindery Women No. 30—431 South Dearborn street, room 422.

Blacksmiths and Helpers No. 14—William Zickgraf, 1134 North Franklin street.

No. 80—George Peacock, 4054 Carroll avenue.

No. 122—P. W. Moeller, 4462 Princeton avenue.

No. 325—M. D. Murphy, 1428 West 15th street.

No. 326—Edward King, 9321 Burnside avenue.

Boot and Shoe Workers No. 93—W. Elcheberger, 873 Wells street.

No. 94—Mary Anderson, 166 West Washington street.

No. 133—John Roach, 1924 School street.

No. 298—G. R. Sundvahi, 3831 Herndon street.

Book Binders No. 8—Otto F. Wasem, 59 East Van Buren street.

Bottlers' Protective Union No. 8434—Charles Schmidt, 1848 North Washtenaw avenue.

Brewers and Maltsters No. 18—Charles Gaude, 2135 Blue Island avenue.

No. 121—Frank Z. Lelivelt, 2135 Blue Island avenue.

Brewery Teamsters (Keg Beer) No. 342—George G. Hottlner, 184 West Washington street, room 504.

Brewery Teamsters (Bottle Beer) No. 344—184 West Washington street, room 503.

Brickmakers No. 2—A. H. Kosclke, Lansing, Ill., postoffice box 1.

No. 3—Martin Hannauer, 615 Greenwood avenue, Blue Island, Ill.

No. 4—C. Gibson, 146 East 114th place.

No. 5—A. C. Kasten, 15 West 138th street, Riverdale, Ill.

No. 14—Edwin E. Clapper, Deerfield, Ill.

No. 34—William E. Kinstr, Grant Park, Ill.

No. 49—W. Johnston, 7451 North California avenue, Rogers Park, Ill.

No. 188—Carl J. Bunge, Glen View, Ill.

No. 203—R. A. W. Manrke, Chicago Heights, Ill., R. R. No. 2, box 94.

No. 253—John J. Morlarity, 2337 North Maynard avenue.

Bridge Tenders' Association—William L. Devereux, 3517 West Congress street.

Broom and Whisk Makers No. 29—W. E. Harvey, 152 West Chestnut street.

Brushmakers No. 1—Henry C. Peters, 1058 North Lincoln street.

Butcher Workmen (Casing Workers) No. 158—John Hsieh, 3804 Honor street.

Butcher Workmen (Cattle) No. 87—W. Patrick Sullivan, 5800 Bishop street.

Calumet Joint Labor Council—John H. DeYoung, 1121 Edbrooke avenue.

Carpenters and Joiners No. 1—James McKinnon, 1841 Nebraska avenue.

No. 10—D. J. Ryan, 4222 Prairie avenue.

No. 13—P. F. Hayes, 3147 Carlisle place.

No. 21—Joseph Julien, 1631 Hastings street.

No. 58—Henry Keuth, 1541 Addison street.

No. 62—W. Shogren, 6522 Sangamon street.

No. 70—Wilfred Huden, 2335 38th place.

No. 141—Mark D. Taylor, 6636 Sangamon street.

No. 181—K. G. Torkelson, 4508 Nevada street.

No. 242—George Wahl, 5142 Ada street.

No. 272—Frank C. Bauch, 12 East 16th street, Chicago Heights, Ill.

No. 419—B. Dornbrowski, 1837 North Hermitage avenue.

No. 504—Sam Sivin, 736 South Hoyne avenue.

No. 521—A. L. Yost, 501 South Oakley boulevard.

No. 643—T. M. Swanson, 2226 North Kimball avenue.

No. 1307—F. L. Deatherage, 1408 Elmwood avenue, Evanston, Ill.

No. 1633—G. M. Chase, 2466 Linden place.

No. 1784—H. Fehling, 1928 Otto street.

No. 4786—James Smith, 1127 West 17th street.

No. 1922—Paul J. Berndgen, 652 West 59th street.

Carriage, Wagon and Automobile Workers No. 174—B. Sangman, 2434 Belle Plaine avenue.

Calkers' Union No. 1—Thomas H. Meagher, 2241 Taylor street.

Cement Finishers No. 2—Elgrin C. Hawkins, 3456 Narragansett avenue.

Cement and Construction No. 4—William Carroll, 363 West Madison street.

Cement Workers No. 29—Anton Jacobson, 4923 West Ohio street.

Chicago Trades Union Label League—Philip Jor-neaux, 5634 Laflin street.

Cigar Makers No. 14—N. F. Lentz, 211 West Madison street.

No. 15—August Geissler, southeast corner Market and Randolph streets, second floor.

Cigar Packers No. 227—Nic. Medinger, 2931 North Halsted street.

Clerks (Retail)—William Coyle, 1250 Columbia avenue.

Cloth Hat and Cap Makers—J. Rosen, 1817 West Washington boulevard.

Cooks' Union No. 865—71 West Monroe street, 4th floor.

Coopers' Union No. 15—Henry Smith, 3733 Union avenue.

No. 39—J. Maurer, 6752 Bishop street.

No. 94—August Boering, 2932 Princeton avenue.

(Tank) No. 193—Julius G. Brown, 1118 Center street.

Cutting Die and Cutter Makers No. 305—Edward Bedore, 518 West 63d street.

Dredgeworkers' Protective Association No. 1—Martin Andrews, 406 North Clark street.

Egg Inspectors—P. F. Donlan, 76 West South Water street.

Electrical Workers No. 9—A. M. Parish, 1046 South Leamington avenue.

No. 49—William M. Hickey, 2225 Seminary avenue.

No. 134—500 South State street.

No. 282—William J. O'Leary, 5532 South Loomis street.

No. 713—A. Lang, 1433 South Marmora avenue.

Elevator Conductors and Starters' Union—175 West Washington street, room 305.

Elevator Constructors' Union No. 2—184 West Washington street, room 303.

Embroiderers' Union (United)—Kuno Hungartner, 2630 Magnolia avenue.

Federal Labor Union of Burnside No. 10829—William Hyman, 1134 East 81st place.

Firemen's Association (City)—Masonic Temple building, room 1531.

Firemen (Stationary)—William Fisher, 156 West Washington street, third floor.

Franklin Union No. 4—L. S. Mills, 409 South Halsted street.

Freight Handlers No. 1—514 West Harrison street.

Gardeners and Florists No. 10615—Louis Heldtman, 3610 North Richmond street.

Garment Workers (Custom Cutters) No. 21—George H. Alexander, 175 West Washington street, 4th floor.

No. 23—Gus Olson, 4333 North St. Louis avenue.

No. 39—Sidney Hillman, 818 West Harrison street.

No. 61 (Cloney Cutters)—361 West Madison street.

- No. 96—Harry Hultgren, 1725 Fletcher street.
No. 152—Morris Goldenstein, 1228 North Wood street.
No. 193—Sam Sax, 826 Lowell place.
No. 194 (Exam. and B.)—John Luepke, 319 South LaSalle street, room 660.
No. 197—A. Gradman, 3443 West 13th street.
No. 236 (S. O. C.)—Erik Johnson, 5322 North Clark street.
Gas and Electric Fixture Hangers No. 381—500 South State street.
Gas Fitters No. 250—Frank Culleeny, 3302 West Harrison street.
Glass Workers (Amalgamated) No. 4—Harry Stiff, 4100 Cornelia street.
Glaziers' Union No. 27—M. Hahn, 544 West 20th street.
Glove Workers No. 4—Ernest Trogg, 1744 North Hermitage avenue.
No. 18—Mayme Butler, 1202 Webster avenue.
Hair Spinners No. 10399—John Hanemann, 3053 Lock street.
Hat Finishers' Association No. 9—James Loughbridge, 2827 West Fullerton avenue.
Hod Carriers and Building Laborers No. 4—J. Moresch, 814 West Harrison street.
Holsting (Portable) Engineers—Oliver Stingley, 3361 South Park avenue.
Horse Nail Makers No. 7150—Kitty Murphy, 1629 West 20th street.
Horsehoers No. 4—Thomas Downs, 2930 Emerald avenue.
Iron Molders No. 238—M. T. Mulchay, 201 South Halsted street.
(Bench) No. 239—Thomas Nelson, 1362 Milwaukee avenue.
(Core Makers) No. 448—Harry G. Ray, 2415 Fillmore street.
Ironworkers (Bridge and Structural) No. 1—814 West Harrison street.
Ironworkers (Bridge and Structural) No. 132—Roy Taylor, 2438 West Chicago avenue.
Janitors (Flat) No. 12361—C. R. Rowens, 5753 Grove avenue.
Laborers (Municipal)—P. J. Flannery, 816-824 West Harrison street.
Ladies' Cloaks and Suit Cutters' No. 81—Julia A. Brady, 2039 Kendall street.
Ladies' Garment Workers No. 44 (Cloak)—H. Schoolman, 1392 Milwaukee avenue.
No. 54—Peter Ostiller, 1125 Blue Island avenue.
No. 71—M. Schuchter, 1125 Blue Island avenue.
Ladies' Straw and Felt Hat Workers—Helen Phillips, 127 East 51st street.
No. 12675—T. Wollenburg, 1741 North Kimball avenue.
Laundry Workers' Union No. 46—Marie Curry, 1736 West 14th street.
Leather Workers (on Travelers' Goods and Novelties) No. 12—F. A. Lohn, 522 South Halsted street.
Leather Workers No. 17—Sam Polinsky, 1008 Olive street.
Lithograph Apprentices and Press Feeders No. 2—Henry A. Schenk, 1250 North Springfield avenue.
Lithographers' Union No. 4—Charles H. Scharien, Elmhurst, Ill.
Machinists—Progressive No. 126—F. B. Johnson, 4038 Armitage avenue.
Prosperity No. 123—F. A. Lampert, 6541 Drexel avenue.
Unity No. 134—F. R. Stahlk, 1446 South Harding avenue.
Maywood No. 185—J. Williamson, 217 South 13th avenue, Maywood, Ill.
Bellamy No. 208—F. L. Lee, 6529 Lavin street.
Liberty No. 229—L. Rickert, 2947 Warsaw avenue.
Reliable No. 253—James Carmichael, 507 North 7th avenue, Maywood, Ill.
Grand Crossing Lodge No. 265—R. J. Weber, 6231 University place.
Freiheit No. 337—H. Thielberg, 2832 Palmer avenue.
LaSalle No. 338—C. Bade, 2981 Wisner avenue.
Gleichheit No. 366—F. H. Voelker, 254 West 23d place.
Lake View No. 390—J. A. Weydert, 1245 Webster avenue.
Garfield Park No. 478—F. C. Abel, 945 North Ridgeway avenue.
Tool and Diemakers No. 510—Clarence Gate, 2318 Park avenue.
Brass Workers No. 766—E. C. Langman, 841 North Mozart street.
Malters' Union No. 2—James P. McNichols, 442 Garfield avenue.
Marble Workers' Union No. 21—John O'Connell, 625 West 48th street.
No. 67—Joseph P. Hauger, 204 North Lamon avenue.
Meat, Food and Sanitary Inspectors—Frank Crosby, 7422 Emerald avenue.
Metal Polishers No. 6—38 South Peoria street, rooms 1 and 2.
Musicians' Union No. 10—George H. Riley, 175 West Washington street.
Musical Instrument Makers No. 100—John L. Ward, 3917 North Drake avenue.
Painters and Decorators No. 54—John Roy, post-office box 104, Evanston, Ill.
No. 180—H. A. Sommers, 7556 Brown avenue, Forest Park, Ill.
No. 194—A. A. Wigness, 1774 Kimball avenue.
No. 396—Sim Leaper, 1124 West 62d street.
No. 430—William La Vassar, 1906 Jackson boulevard.
No. 637—Mathias Marte, 3649 North Ashland avenue.
Paper Hangers No. 584—E. L. Maxwell, 1418 Orleans street.
Park Employees No. 14388—P. A. Knudson, 1717 North Ridgeway avenue.
Painters (Sign and Pictorial) No. 830—J. F. Irwin, 7706 Normal avenue.
Pattern Makers—J. S. Forrest, 738 West Madison street, room 623.
Photo Engravers No. 5—431 South Dearborn street.
Piano Workers No. 1—Theo Schlicht, 1620 North Irving avenue.
No. 2—E. E. Findelsen, 4013 Fillmore street.
Pile Drivers' Union No. 365—James E. Fello, 9508 Commercial avenue.
Plumbers' Association—John Bushnell, 167 West Washington street, room 700.
Postoffice Clerks No. 1—Carl F. Wagner, 626 Belden avenue.
Pressmen No. 3—E. H. Helne, 319 South LaSalle street, room 332.
Pressmen (Web) No. 7—L. A. Waltman, 1644 North Kedzie avenue.
Printers' Roller Makers No. 10638—James Burke, 1221 North Tripp avenue.
Sall and Tent Makers' Union No. 12757—Nels Nelson, 2839 North Maplewood avenue.
Seamen's Union—Victor Olander, 570 West Lake street.
Sewer Cleaners and Repairers—John Boyle, 5023 5th avenue.
Sheet Metal Workers No. 51—M. Karczewski, 1135 North Winchester avenue.
No. 73—365 West Madison street.
No. 115—Aug. Fick, 2718 Cortez street.
Sprinkler Fitters No. 281—A. Balsh, 11 North May street.
South Chicago Trades and Labor Assembly—A. W. Smith, 2913 East 97th street.
Steam Engineers No. 23—William Roll, R. F. D. No. 2, box 21, Blue Island, Ill.
No. 85—F. H. Mowry, 11946 Butler street.
No. 143—James J. Spain, 4721 Washington boulevard.
No. 395—James Lyons, 2847 Congress street.
No. 399—Fred Bartell, 6640 South Green street.
No. 400—Stephen Clay, 4317 St. Lawrence avenue.
No. 401—Charles Graff, 2159 West 12th street.
No. 402—Andrew S. Martin, 2214 Racine avenue.
No. 464 (Paving)—J. B. Evans, 2656 Warren avenue.
Steamfitters' Union No. 597—Room 37, 112 North LaSalle street.
Steam Shovel and Dredge Men—T. J. Dolan, 105 West Monroe street.
Stenographers and Typists No. 12755—Gladys Taylor, 165 North LaSalle street.
Stenographers (Court Reporters) No. 14171—T. G. Vance, 167 West Washington street, room 710.
Stone Planer Men No. 13093—W. A. Fanning, 2520 Frankfort street.
Sub-Paving Inspectors—Raymond F. Stanton, 2150 Grace street.
Suspender Workers—Mae Nihil, 649 Sherman place.
Switchmen's Union No. 19—H. E. Ensworth, 4817 Jackson boulevard.
No. 58—W. J. Sweeney, 2522 Lexington street.

No. 79—J. H. Landers, 708 West 50th street.
 No. 199—J. W. Hiemen, 3319 South Lowe avenue.
 Tailors No. 5—W. S. Nylan, 232 North Clark street.
 Teachers' Federation—127 North Dearborn street.
 Teachers' Federation (Men)—F. G. Stecker, 3310 Adams street.
 Teamsters—Commission No. 703—F. H. Ray, 222 North State street.
 Truck Drivers No. 705—Harry Hanson, 145 North Market street.
 Newspaper No. 706—John Lee, 3530 South 5th avenue.
 Packing House No. 710—George Golden, 4201 South Halsted street.
 Laundry No. 712—Frank Theis, 1053 North Park avenue.
 Livery No. 720—John Butler, 6420 Langley avenue.
 Furniture and Department Store No. 722—A. J. Reed, 20 West Randolph street.
 Auto Livery Chauffeurs No. 727—T. Neary, 175 West Washington street.
 Park B. and D. No. 735—J. C. Hourihan, 925 East 55th street.
 Bakery No. 734—Louis Larson, 175 West Washington street, third floor.
 Grease and Tallow No. 735—John Mulconrey, 3322 South Hamilton avenue.
 No. 739—Mat Cox, 3538 5th avenue.
 Milk Drivers No. 753—175 W. Washington street, third floor.
 Tea and Coffee No. 772—F. A. Mondschein, 175 West Washington street, third floor.
 Technical League (Chicago)—Louis A. Heyn, 524 Grant place.
 Telegraphers—Commercial No. 1—Wesley Russell, 440 South Dearborn street.
 Railroad Division No. 91—W. E. Carter, 5443 Broadway.

Theatrical Employees—Clarence B. Savage, 39 West Adams street, room 403.
 Theatrical Moving Picture Operators—39 West Adams street, room 403.
 Tuck Pointers and Front Cleaners—W. G. Blount, 3812 North Leavitt street.
 Tugmen Protective Association (Licensed) No. 2—Louis Hohmann, 406 North Clark street.
 Typographical Union No. 9—Anton Chonarzewski, 2013 North Oakley avenue.
 No. 16—John C. Harding, 324 South LaSalle street, second floor.
 United Association Steamfitters and Helpers No. 520—365 West Madison street.
 Upholsterers No. 24—Otto Laedtke, 2047 Cortez street.
 No. 111—R. J. Hull, 2561 Washington boulevard.
 Carriage and Automobile No. 131—John Spamer, 3552 Emerald avenue.
 Wall Paper and Color Mixers No. 8—Emil Ziman, 2445 South Harding avenue.
 Waiters No. 336—176 North Franklin street.
 Waitresses' Union No. 484—Elizabeth Maloney, 35 South Dearborn street, room 41.
 Waiters' Progressive League No. 530—71 West Monroe street.
 Well Drillers and Levermen's Union—F. Rudolph, 6603 South May street.
 Window Washers' Union No. 12065—Frank Sieg, 156 West Washington street.
 Women's Union Label League—Mrs. J. F. O'Neil, 2230 North Kildare avenue.
 Women's Trade Union League—Emma Steghagen, 166 West Washington street, room 609.
 Wood Block and Brick Pavers' Union—Fred Scully, 1026 South May street.
 Wood and Wire Lathers No. 74—Harry A. Quantstrom, 857 North Robey street.

PRINCIPAL HOTELS IN CHICAGO.

Arlington.....839 N. Dearborn street
 Auditorium.....430 South Michigan avenue
 Bismarck.....177 West Randolph street
 Blackstone.....636 South Michigan avenue
 Briggs house.....188 West Randolph street
 Chicago Beach.....51st street and Cornell avenue
 Congress hotel.....529 South Michigan avenue
 Commercial hotel.....538 South Wabash avenue
 Continental.....5 South Wabash avenue
 De Jonghe's.....12 East Monroe street
 Drexel Arms.....39th street and Drexel boulevard
 Grand Pacific.....232 South Clark street
 Great Northern.....237 South Dearborn street
 Hotel Brevoort.....120 West Madison street
 Hotel Del Prado.....59th street and Dorchester avenue
 Hotel Grace.....75 West Jackson boulevard
 Hotel Grant.....6 North Dearborn avenue
 Hotel Mayer.....1154 South Wabash avenue
 Hotel Luzerne.....North Clark street and Touhy avenue
 Hotel Metropole.....23d street and Michigan avenue
 Hotel Morrison.....83 West Madison street
 Hotel Warner.....33d street and Cottage Grove avenue

Hotel Windermere.....56th street and Cornell avenue
 Hyde Park.....51st street and Lake Park avenue
 Jackson.....Halsted street and Jackson boulevard
 Kaiserhof.....324 South Clark street
 Lakota.....30th street and Michigan avenue
 LaSalle.....10 North LaSalle street
 Lexington.....Michigan avenue and 22d street
 Majestic.....29 Quincy street
 Palmer house.....115 South State street
 Planters.....17 North Clark street
 Plaza.....North Clark street and North avenue
 Revere house.....N. Clark street and W. Austin avenue
 Saratoga.....29 South Dearborn street
 Sherman house.....106 West Randolph street
 Stratford.....75 East Jackson boulevard
 Union hotel.....72 West Randolph street
 Vendome.....62d street and Kenwood avenue
 Victoria.....332 South Clark street
 Virginia.....Ohio and Rush streets
 Wellington.....241 South Wabash avenue
 Windsor-Clifton.....28 East Monroe street

BOARD OF EDUCATION CHANGES.

At a meeting of the Chicago board of education Dec. 11, 1913, Mrs. Ella Flagg Young was forced out as superintendent of schools and the first assistant superintendent, John D. Shoop, was elected to fill her place. The vote by which the change was made was a secret one and the action, it was claimed, was against the expressed wish of Mayor Carter H. Harrison, who subsequently accepted the resignations of the following members of the board: Harry A. Lipsky, Henry W. Huttman, James B. Dibelka, John C. Harding and Charles O. Sethness, all of whom voted against

Mrs. Young. Their resignations were dated from the time of their appointment. No such documents were held by the mayor in the cases of other members who opposed the retention of Mrs. Young. Peter Reinberg, who opposed the action of the board, resigned his position as president but not his membership on the board. Dean Sumner resigned as chairman of the school management committee. He was one of Mrs. Young's leading champions. The action of the board aroused much popular resentment.

DEATH OF A. MONTGOMERY WARD.

A. Montgomery Ward, founder of the first mail order business and known in Chicago as the "watchdog of the lake front," died at his home in Highland Park, Ill., Dec. 7, 1913, from pneumonia largely induced by a fall about six weeks previously in which he fractured a hip. He had

also been a sufferer from Bright's disease. He left a fortune estimated at about \$15,000,000. For more than twenty years he fought successfully to keep buildings of all kinds from the Grant park lake front.

CHICAGO STOCK EXCHANGE.

President—Frederick C. Aldrich.
 Secretary—Charles T. Atkinson, 2d floor The Rookery.

Location—The Rookery, 209 South LaSalle street.
 Hours—"Calls" at 11 a. m. on stocks and bonds.

CHICAGO'S DEATH ROLL.

Dec. 1, 1912, to Dec. 1, 1913.

- Abrahams, Emanuel M. (1866), alderman, July 1.
 Allen, Geo. Q., civil war veteran, Nov. 9.
 Allen, J. Frank (1856), journalist, Nov. 3.
 Amberg, John (1823), contractor, March 31.
 Anable, Samuel L. (1821), civil war veteran, July 29.
 Arter, Francis G. (1838), physician, Jan. 22.
 Augarde, Adrienne (1882), actress, March 17.
 Augur, Colon (1848), soldier, Feb. 13.
 Austin, Henry L., claim agent, July 16.
 Bacon, Thomas R. (1850), educator, in Berkeley, Cal., March 26.
 Badollet, Mrs. Isadora (1830), Jan. 8.
 Badt, Francis B. (1849), electrical engineer, April 12.
 Baker, Newell C. (1848), printer, Aug. 19.
 Barnard, Mrs. Marlana B. (1830), April 5.
 Ballentine, Robert M. (1850), broker, Oct. 21.
 Barnhart, Arthur M. (1834), typefounder, May 13.
 Barrett, Samuel E. (1833), manufacturer, in Baltimore, Md., Dec. 29, 1912.
 Bauer, Solomon H. (1861), rabbi, Aug. 9.
 Beck, Rudolph (1869), dentist, March 15.
 Bell, Kossuth H. (1853), packer, July 12.
 Bierbower, Austin, lawyer and author, April 12.
 Billings, Mrs. Augusta S. F. (1821), March 30.
 Billings, Henry F. (1830), manufacturer, Sept. 18.
 Bishop, Henry Walker, lawyer, in Pittsfield, Mass. Blackman, Chester S., grain dealer, in Hinsdale, Oct. 22.
 Blockl, William F. (1842), druggist, Aug. 23.
 Bolter, Edward (1862), manufacturer, Jan. 27.
 Borden, William W. (1888), missionary, in Cairo, Egypt, April 9.
 Boyd, Robert D. (1846), physician, Jan. 9.
 Brennan, John J. (1849), alderman, Feb. 16.
 Brennock, James (1831), labor leader, March 25.
 Brittan, Arthur (1832), merchant, March 4.
 Browne, Francis F. (1843), author, in Santa Barbara, Cal., May 11.
 Browning, T. Walter (1866), broker, in Glencoe, June 2.
 Brush, Homer J. (1858), commission merchant, March 25.
 Buckingham, Clarence (1855), capitalist, Aug. 29.
 Burnes, Mrs. Frances B., in Paris, France, Feb. 20.
 Burrledge, Walter W., artist, in Albuquerque, N. M., June 25.
 Burroughs, Geo. T. (1833), manufacturer, Feb. 15.
 Burt, Horace G. (1849), railroad official, May 19.
 Butzow, R. C. (1858), real estate, in Evanston, Nov. 30.
 Cairns, John J. (1857), soldier, Feb. 18.
 Canfield, Gertrude (1856), actress, March 6.
 Chapin, Charles A. (1845), manufacturer, Oct. 22.
 Charlton, Jas. (1832), railroad official, Nov. 19.
 Charlton, Mrs. Mary D. (1836), Oct. 28.
 Chase, Horace G. (1827), real estate dealer, in New York, N. Y., Feb. 4.
 Christin, Ferrier V. (1842), civil war veteran, July 8.
 Cleland, Jonas M. (1852), business man, Jan. 22.
 Coon, Mrs. Sarah B. (1823), in Oak Park, June 12.
 Collins, Jr., Ben (1871), lumberman, Sept. 29.
 Conkey, Willard F. (1881), lawyer, May 13.
 Conner, Edward D. (1853), labor leader, April 3.
 Cooke, Mrs. Homer (1839), in Lausanne, Switzerland, Oct. 30.
 Corbin, Calvin Rich (1831), wholesale grocer, May 2.
 Crane, Jonathan M. (1856), journalist, June 18.
 Cushman, John Clark, manufacturer, June 4.
 Crary, Thomas (1832), lawyer, Sept. 19.
 Drnell, Riley (1837), haberdasher, in Westgate, Cal., March 24.
 Darrow, William H. (1854), police official, Sept. 3.
 Davis, A. B. (1832), naval veteran, Oct. 1.
 De Souchet, Osman C. (1826), lumberman, March 5.
 Devlin, Patrick J., journalist and politician, Jan. 8.
 Dickason, Livingston T. (1843), civil war veteran, in Naples, Italy, March 22.
 Dickson, Maxwell E. (1848), newspaper man, April 1.
 Dillon, John (1832), actor, April 21.
 Dunn, J. Anstin (1841), dentist, April 9.
 Dupee, Mrs. E. W. (1822), in Glencoe, June 6.
 Dvrenforth, J. W. (1860), lawyer, Nov. 24.
 Eastman, Royal A. (1855), manufacturer, Feb. 10.
 Eckels, George M. (1863), attorney, Oct. 7.
 Ede, Elphrick R. (1871), attorney, Jan. 12.
 Eden, William S. (1843), hotel owner, June 29.
 Egbert, Jerome W. (1873), physician, May 21.
 Egbert, Frederick C. (1875), surgeon, March 6.
 Eunis, Robert B. (1838), banker, in Evanston, Sept. 9.
 Erikson, Charles F. (1866), publisher, March 15.
 Ernst, Otto (1846), brewer, Nov. 15.
 Evans, Bernard (1845), civil war veteran, Jan. 30.
 Farwell, John Albro (1833), jeweler, in Evanston, March 31.
 Faye, Charles M. (1851), editor, in Aurora, Ill., June 8.
 Feely, J. B. (1856), priest, June 29.
 Fewer, Michael S., politician, March 23.
 Fisher, Daniel W. (1838), clergyman, in Washington, D. C., Jan. 28.
 Flitch, Amza L. (1839), civil war veteran, July 13.
 Fitzgerald, William (1842), former alderman and county commissioner, April 7.
 Forrester, George (1836), confederate veteran, Nov. 10.
 Friese, Carl P. (1833), physician, Aug. 28.
 Frith, A. J. (1852), educator, Nov. 10.
 Furness, William E. (1839), lawyer, at Great Spruce Head island, Maine, July 19.
 Gage, Ellphalet B. (1839), business man, in San Francisco, Cal., March 12.
 Gage, Henry H. (1835), real estate dealer, in Evanston, Ill., Jan. 3.
 Gallion, Charles H. (1868), editor, Aug. 9.
 Gauer, John H. (1866), merchant, at Riverton, Ill., June 10.
 Geeting, Henry C. (1844), attorney, Sept. 3.
 Geeting, John F. (1851), attorney, in Washington, D. C., Feb. 28.
 Gerts, John (1844), piano manufacturer, May 14.
 Gaudner, Francis (1834), banker, Feb. 1.
 Gilbert, E. E. (1842), ex-collector of Internal revenue, Feb. 8.
 Gleason, Edward (1874), secretary Cook County Democracy, May 17.
 Gleeson, Rev. Edward J. (1861), educator, Oct. 22.
 Gordon, Cliff (Morris Saltpetre), actor, April 21.
 Gott, John R. (1852), commission merchant, May 13.
 Greene, John E. (1841), civil war veteran, March 3.
 Greensfelder, Isaac (1827), philanthropist, Nov. 14.
 Gross, Samuel E. (1843), real estate dealer, in Battle Creek, Mich., Oct. 24.
 Guerin, John (1839), physician, member board of education, in Memphis, Tenn., Jan. 2.
 Haley, Augustus F. (1853), educator, April 29.
 Hamburg, Ephraim (1815), war veteran, May 31.
 Hanton, Jas. H. (1867), printer, Nov. 23.
 Hammond, Lyman D. (1844), insurance man, in Magnolia Springs, Ala., Feb. 14.
 Hanton, Tom (1862), sportsman, May 26.
 Harkness, Latham J. (1851), clergyman, Oct. 29.
 Hartley, Frank (1856), surgeon, in New York, N. Y., June 19.
 Hartt, Charles F. (1859), dentist, June 17.
 Hatch, George (1839), salesman, Nov. 3.
 Haynie, Mrs. Abner F. (1826), educator, Feb. 8.
 Heinemann, Arnold H. (1831), journalist, April 21.
 Herrick, Eugene K. (1844), commission merchant, March 3.
 Hess, John M., clergyman and educator, July 22.
 Higbie, Francis B. (1839), lake captain, Feb. 11.
 Hill, Miss Martha S., Aug. 4.
 Hill, Matson (1843), real estate dealer, May 17.
 Hinkle, John F. (1847), hotelkeeper, July 11.
 Hoffman, Jonas (1843), manufacturer, Aug. 15.
 Holmes, William P. (1870), business man, May 10.
 Honore, Benjamin (1827), retired business man, at Sarasota, Fla., Nov. 9.
 Hopkins, Edward O. (1858), railroad man, April 3.
 Horner, Isaac (1854), merchant, May 21.
 Humphrey, Mrs. Elizabeth E. (1836), Feb. 14.
 Hunter, Mary C. (1832), civil war nurse, May 7.
 Hyde, Edward Everett (1875), physician and editor, July 4.
 Isham, Mrs. Katherine Snow (1832), Feb. 23.
 Iverson, Emil (1861), merchant, at Riverton, Ill., June 10.
 Jacobs, William B. (1840), Sunday school worker, July 16.
 Jackson, Rachel (1852), charity worker, Feb. 2.

- Jannotta, Alfredo (1837), composer, in Los Angeles, Cal., April 12.
- John, James, Masonic official, April 12.
- Johnson, James Whiting (1862), manager, Jan. 14.
- Jones, Cyrus M. (1854), merchant, Sept. 12.
- Kalas, Luke (1864), ex-police inspector, May 27.
- Kean, Samuel A. (1847), banker, July 10.
- Kelley, Paul D. (1875), Chicago club man, at Berryville, Va., May 6.
- Kersten, Mrs. Sophia (1829), June 10.
- Kienappel, Miss Carrie, charity worker, Feb. 7.
- Kimbell, Mrs. Annie C. (1845), May 16.
- King, John A. (1856), manufacturer, May 21.
- Kirchberg, Edward (1844), jeweler, Sept. 9.
- Kirk, Alfred (1832), teacher, June 30.
- Kittridge, Mrs. Rosalia B., Nov. 15.
- Kilne, James D., lumber merchant, May 28.
- Kretzinger, Geo. W. (1846), attorney, Nov. 17.
- Lane, Mrs. Charles Bowman (1818), club woman, June 9.
- Leake, Joseph B. (1828), lawyer, June 1.
- Lee, William H. (1847), publisher, July 1.
- Lefens, Thies J. (1846), real estate dealer, April 14.
- Legnard, John B. (1835), brick manufacturer, in Waukegan, Ill., Aug. 10.
- Leiter, Mrs. Levi Z., in Washington, D. C., March 6.
- Leusman, Frederick A. (1853), surgeon, Aug. 3.
- Litt, Solomon, theater manager, Oct. 24.
- Loughlin, William M. (1824), veteran of civil war, Aug. 20.
- Lyon, George R. (1846), civil war veteran, in Waukegan, Ill., Aug. 7.
- MacGeagh, John W. (1841), banker, Nov. 12.
- Marble, Earl (1840), writer, March 8.
- Mauch, Carl (1850), artist, June 18.
- Merchant, George F. (1835), real estate dealer, June 13.
- Meyer, Martin (1838), merchant, July 22.
- Mills, Harry I. (1859), merchant, in Rochester, Minn., Feb. 25.
- Meyer, John B. (1841), banker, June 7.
- Mix, Mrs. James (1832), Jan. 16.
- Monett, Mrs. Minnie R., Aug. 2.
- Moore, William S. (1835), Illinois pioneer, in Evanston, June 10.
- Morlin, Denis (1841), physician, Nov. 14.
- Morris, Edward (1866), packer, Nov. 3.
- Moss, William L. (1835), lawyer, in Kenosha, Wis., May 13.
- Munn, Daniel W. (1834), attorney, in La Grange, Ill., Sept. 17.
- Munroe, James E. (1846), attorney, June 3.
- McDonnott, John (1833), civil war veteran, Jan. 14.
- McDonnell, Alexander (1835), commission merchant, in Highland Park, July 8.
- McKenna, William J., former alderman, in San Antonio, Tex., Jan. 5.
- McLoughlin, Patrick A. (1853), clergyman, March 21.
- McMahon, Charles (1856), superintendent, May 1.
- McNiff, Margaret S. (1850), physician, Aug. 21.
- Nestor, Timothy (1846), capitalist, Nov. 3.
- Neville, James A. (1884), physician, Feb. 20.
- Nicholson, George T. (1856), railroad official, in Los Angeles, Cal., March 30.
- Nourse, John A. (1845), merchant, in Wilmette, Ill., June 16.
- Noyes, Mrs. LaVerne W., Dec. 5, 1912.
- O'Donnell, Mary E. (1882), editor, in Council Bluffs, Iowa, Aug. 11.
- Otis, Ephraim (1834), attorney, Sept. 6.
- Perce, Mrs. Sarah M. (1842), Aug. 2.
- Petrie, William J. (1843), clergyman, in San Antonio, Tex., Feb. 1.
- Phillips, James M. (1834), veteran of civil war, July 24.
- Pirle, John O. (1827), merchant, April 24.
- Prins, Raphael J. (1843), shoe merchant, Feb. 4.
- Rappleye, Nicholas B. (1834), retired business man, Aug. 25.
- Ratcliffe, James L., contractor, in Evanston, Oct. 21.
- Ray, Mrs. Julia, in New Haven, Conn., Oct. 6.
- Reed, Benjamin H. (1859), police official, Aug. 10.
- Rietz, Frederick (1834), lumber dealer, Feb. 19.
- Rishel, Austin O. (1858), educator, Oct. 24.
- Ritter, Henry F. (1857), attorney, Feb. 1.
- Robinson, Mrs. Martha B. (1827), Jan. 20.
- Rockwood, Fred S. (1840), merchant, in Elmhurst, Ill., May 22.
- Rodgers, John W. (1860), broker, in Evanston, Sept. 7.
- Root, Mrs. John W. (1857), May 27.
- Rowley, Frank, editor, Nov. 27.
- Rubel, Benjamin F. (1866), merchant, April 18.
- Runyan, Mrs. Flora R. (1833), Feb. 2.
- Sabin, Albert R. (1837), educator, Jan. 29.
- Salmousen, Morris (1843), insurance agent, May 1.
- Sargent, Geo. M. (1830), manufacturer, in Atlantic City, N. J., Jan. 16.
- Saylor, Harry L. (1863), journalist, in Indianapolis, Ind., May 30.
- Schlaacks, Henry (1836), railroad official, May 16.
- Schmidt, Mrs. Therese (1829), Aug. 8.
- Schultz, Frederick (1848), manufacturer, July 22.
- Scott, William (1834), real estate dealer, May 21.
- Seabrooke, Thomas Q. (1860), actor, April 3.
- Seebree, James K. (1846), hotel owner, Nov. 17.
- Seldnadel, Charles W., linguist, Aug. 9.
- Selby, Paul (1824), veteran editor, March 19.
- Selz, Morris (1826), shoe manufacturer, June 3.
- Sempill, Walter M. (1851), druggist, July 18.
- Serrano, Albert L. (1847), jeweler, May 12.
- Shaw, Mrs. Ralph M., July 8.
- Sheldon, George (1847), customs broker, near London, England, July 13.
- Sherwood, Nehemiah (1833), wholesale grocer, Aug. 11.
- Shippy, George M. (1854), ex-chief of police, April 13.
- Shirer, Seward S. (1871), attorney, Feb. 18.
- Sicard, Ernest (1851), teacher, May 8.
- Sidley, William K. (1838), merchant, at Coronado Beach, Cal., Feb. 9.
- Sidwell, George H. (1831), grain broker, June 4.
- Silsbee, Joseph (1849), architect, Jan. 31.
- Simonds, Gilbert (1816), pioneer, Oct. 10.
- Sloan, Henry H. (1836), physician, Oct. 9.
- Smalley, Edmund H. (1852), attorney, Aug. 20.
- Smith, Hayden K. (1834), writer, March 26.
- Snider, Alonzo (1822), insurance man, in Waukegan, June 11.
- Spengler, John H. (1866), engineer, Jan. 11.
- Stiles, Josiah, packer, March 26.
- Steely, Guy, journalist and dramatist, in Cleveland, O., April 22.
- Stone, Mrs. H. O. (1840), at Beach Bluff, Mass., July 5.
- Stow, Nelson L. (1833), ex-member of school board, in Evanston, Ill., March 30.
- Strelitz, Victor B. (1871), jeweler, in New York, N. Y., March 12.
- Stromberg, Alfred (1861), inventor, March 8.
- Sullivan, Alexander, attorney, Aug. 21.
- Sullivan, Mrs. Rose A. (1846), March 16.
- Sutcliffe, John (1853), church architect, Oct. 23.
- Swanson, S. A. (1856), tailor, Aug. 8.
- Tabor, Merritt E. (1858), mining engineer, Aug. 29.
- Theuner, Joseph, brewer, May 14.
- Thompson, Thomas O., journalist, April 24.
- Thurber, W. Scott (1848), art dealer, Sept. 24.
- Tobey, Frank B. (1833), merchant, in Lincoln, Neb., Oct. 15.
- Toimam, Judson A. (1850), hardware merchant, Aug. 18.
- Townsend, James J. (1862), broker, Aug. 29.
- Tracy, Frank D. (1842), tax agent, April 18.
- Treider, Christian (1844), clergyman, April 15.
- Tremain, Charles W. (1830), inventor, Jan. 22.
- Troy, Rev. Thos. F., priest, July 4.
- Trude, Frederick H. (1851), lawyer, Nov. 11.
- Van Buren, William (1842), lawyer, April 24.
- Virden, Frederick B. (1869), educator, Aug. 16.
- Wadhams, Frederick E. (1853), physician, Nov. 16.
- Waite, Catherine V. V., author and editor, Nov. 16.
- Walbridge, Mrs. Ann Eliza L. (1828), Illinois pioneer, March 29.
- Walsler, Jacob G., manufacturer, Oct. 16.
- Ward, Frank E., railway official, June 6.
- Warner, Archelaus G. (1817), pioneer, July 30.
- Warner, George L. (1851), real estate dealer, June 14.
- Waterloo, Stanley (1846), journalist and author, Oct. 11.
- Watson, Mrs. Regina (1847), pianist, July 31.
- Watson, William W. (1846), lecturer, March 11.
- Wayman, John E. W. (1872), former state's attorney, April 18.
- Wells, Robert M. (1848), banker, Sept. 8.

Whipple, Enoch A. (1851), hotel manager, Jan. 12.
 White, Hamilton (1834), educator, June 1.
 White, Henry W. (1852), insurance adjuster, June 20.
 White, John M. (1826), real estate investor, May 3.
 White, William F. (1843), real estate dealer, Jan. 9.
 Whitfield, Thomas (1839), druggist, Jan. 23.
 Wilde, Reuben M. (1845), veteran of civil war, Aug. 25.

Wilkinson, Dudley P. (1833), iron monger, Nov. 17.
 Willard, Samuel (1821), educator, Feb. 9.
 Williams, Fitzallen B. (1828), merchant, March 10.
 Wing, Miss Anna E., bible class teacher, March 12.
 Wolf, Bernhard (1841), packer, March 30.
 Woolfolk, Clinton S., capitalist, March 26.
 Wright, Joseph (1840), lawyer, Jan. 6.

ALUMNI ASSOCIATIONS IN CHICAGO.

University and college.

Amherst—Henry H. Tittsworth; secretary-treasurer, Bowles King.
 Association of Alumni Secretaries of Chicago—President, Carroll Shaffer; secretary, Marcus D. Richards, 5729 Woodlawn avenue.
 Beloit—President, Ira J. Couch; secretary and treasurer, John W. Wilder, 5737 Kenmore avenue.
 Brown University—Secretary and treasurer, F. L. Morse, 6432 Monroe avenue.
 Cornell—President, P. P. Bird; secretary, R. Warren Sallor, 1415 Michigan avenue.
 Harvard Club of Chicago—President, Redmond D. Stephens; secretary and treasurer, Theodore Sheldon.
 Illinois Club of Chicago—314 Federal street; president, George R. Carr; secretary, J. T. Hanley.
 Illinois College—President, Arthur D. Black; secretary, Charles C. Clement.
 Illinois Woman's College—President, Mrs. E. O. Frady; secretary, Miss Clara Allen.
 Iowa State—President, W. M. Wilson; secretary-treasurer, J. C. Hornung.
 Knox—President, Sherman C. Kingsley; secretary-treasurer, Robert Szold.
 Michigan—President, Frank P. Graves; secretary, Beverly B. Vedder.

Northwestern—President, Ben M. Smith; secretary and treasurer, Francis Adams, Jr., 209 South LaSalle street.
 Notre Dame—President, John B. Kanaley; secretary, John C. Tully.
 Princeton Club of Chicago—President, J. D. Hulbert; secretary, Robert C. McNamara, 623 South Washab avenue.
 Purdue—President, Edward C. DeWolfe; secretary, F. G. Winslow.
 Swarthmore—Secretary, Francis E. Broomell, 74 West Washington street.
 University of Chicago—President, Agnes Wayman; secretary, Frank W. Dignan.
 University of Chicago Alumnae—President, Mrs. Ethel R. McDowell; secretary, Florence G. Fanning.
 University of Wisconsin—President, Fred S. White; secretary and treasurer, J. G. Wray, 212 West Washington street, 19th floor.
 Washington and Jefferson—President, Rev. D. C. Milner; secretary and treasurer, C. C. Meloy, 6343 Winthrop avenue.
 Yale Club of Chicago—President, Wallace C. Winter; secretary and treasurer, Carroll Shaffer, 234 South LaSalle street.

CHICAGO'S FREE PUBLIC BATHS.

Operated by the health department; G. B. Young, M. D., commissioner; W. K. Murray, M. D., chief of bureau of hospitals, public baths and lodging house. Names and location of baths:
 Carter H. Harrison—759 Mather street.
 Martin B. Madden—3825 Wentworth avenue.
 William Mavor—4647 Gross avenue.
 Robert A. Waller—19 South Peoria street.
 Kosluszko—1444 Holt street.
 DeWitt C. Cregier—1153 Gault court.
 John Wentworth—2839 South Halsted street.
 Theodore T. Gurney—1141 West Chicago avenue.
 William B. Ogden—3346 Emerald avenue.
 Joseph Medill—2138 Grand avenue.
 Thomas Gahan—4226 Wallace street.
 Pilsen—1849 Throop street.
 Fernand Henrotin—2415 North Marshfield avenue.
 William Loeffler—1217 South Union street.
 Simon Baruch—1911 West 20th street.
 Lake Shore—Chicago avenue and East Pearson.
 Seward—Sedgwick and Elm streets.

Free baths are given at the 14th street and 22d street pumping stations and at several lake beaches, such as at Jackson park, foot of Ohio street, etc. The Carter H. Harrison bath, opened in January, 1904, is said to have been the first free public bath in the United States. Similar baths in Vienna charged a fee of 2 cents and those in New York 5 cents. The Madden bath was opened in April, 1897; the Mavor bath in May, 1900; the Waller bath in February, 1901; the Kosluszko bath in April, 1904; the Cregier bath in October, 1905; the Wentworth bath in December, 1905; the Gurney bath in May, 1906; the Ogden bath in July, 1906; the Medill bath in September, 1906; the Gahan bath in November, 1907; the Pilsen bath in March, 1908; the Henrotin bath in September, 1908; the Loeffler bath in February, 1909, and the Baruch bath in April, 1910. The average cost of each plant has been between \$15,000 and \$20,000, and the average annual cost of maintenance, \$4,000.

CHICAGO ACADEMY OF FINE ARTS.

81 East Madison street.

President—Carl N. Werntz.
 Vice-President—M. M. Newman.
 Secretary—E. M. Ashcraft, Jr.

The Chicago Academy of Fine Arts was founded in October, 1902. Its object is to popularize art and art education through the more practical channels of illustration, cartooning, commercial illustration, design, normal art training, crafts, miniature, etc. It was the first school to teach commercial art, craftsmanship, miniature and cartooning

in exclusive classes. The average attendance is 700 pupils per year, with twenty instructors, the faculty including well-known local artists. There are day and evening classes and the rates of tuition are as follows: Afternoons only, \$26 for three months; mornings only, \$31 for three months; all day classes, \$150 per season of ten months; evening classes, \$23 for ten months, three nights weekly; Sunday class, \$23 for ten months; Saturday classes, for school teachers, high school students and children, \$6.00 for three months; all classes limited.

CHICAGO AND COOK COUNTY REAL ESTATE BOARDS.

THE CHICAGO REAL ESTATE BOARD.

26 North Dearborn street, second floor.

OFFICERS FOR 1913.

President—Edward M. Willoughby.
 Vice-President—Ayres Boal.
 Secretary—Francis E. Manierre.

COOK COUNTY REAL ESTATE BOARD.

35 North Dearborn street.

OFFICERS FOR 1913.

President—Henry T. Davis.
 Vice-President—A. J. Brockman.
 Secretary—H. W. Harpold.
 Treasurer—Frank L. Dean.

FOREIGN ORDERS CONFERRED ON CHICAGOANS.

- Abrahamson, Rev. L. G.—Royal North Star, Sweden.
- Adams, Milward—Legion of Honor, France; Leopold, Belgium; Crown, Italy; White Elephant (officer), Siam; Savior (officer), Greece; Nichau Iftikhar (commander), Tunis; Merit Agricole (commander), Portugal.
- Anderson, John—St. Olaf, Norway.
- Andreen, Rev. Gustav—Royal North Star, Sweden.
- Antoussen, Carl—Danebrog, Denmark.
- Birkhoff, George, Jr.—Orange-Nassau (officer), Holland.
- Bjorn, Emil—St. Olaf, Norway.
- Brosseau, Z. P.—Legion of Honor, France.
- Bryan, Charles Page—Order of Rising Sun (highest grand cordon), Japan.
- Burry, William—Legion of Honor, France.
- Burton, Le Grand S.—Legion of Honor (chevalier), France.
- Chatfield-Taylor, Hobart C.—Isabella the Catholic, Spain; Garter, Spain; St. James, Portugal; Legion of Honor, France; Crown of Italy, Italy.
- Cooley, Edwin G.—Francis Joseph, Austria.
- Cuneo, Frank—Crown (chevalier), Italy.
- Cutting, Starr W.—Crown (class III.), Prussia.
- Dan, Rev. Adam—Danebrog, Denmark.
- Daae, Dr. A.—St. Olaf, Norway.
- Deering, Charles—Legion of Honor, France; Crown (class III.), Prussia.
- D'Urso, Luigi—Crown (chevalier), Italy.
- Eddy, Arthur J.—Red Eagle (class III.), Prussia.
- Enander, John A.—Gold medal, Litteris et Artibus, Sweden.
- Erlsson, John E.—Vasa, Sweden.
- Fischer, Gustave F.—Red Eagle (class IV.), Prussia.
- Furber, Harry J.—Legion of Honor, France.
- Gauzel, Louis—Crown (class IV.), Prussia.
- Gass, Martin—Lion of Zaeringen, Baden.
- Gauss, E. F. L.—Crown (class IV.), Prussia.
- Grevstad, Nicolay—St. Olaf, Norway.
- Hachmeister, Henry—Red Eagle (class IV.), Prussia.
- Halle, Edward G.—Crown (class II.), Prussia.
- Hanson, Christian II.—Danebrog, Denmark.
- Henius, Dr. Max—Danebrog, Denmark.
- Henrotin, Charles—Legion of Honor, France; Leopold (chevalier, officer and civic cross of first class), Belgium; commander of Medjidie, Turkey; Osmanie, Turkey.
- Henrotin, Mrs. Ellen M.—Leopold, Belgium; Palmes Academiques, France; Officer of Public Instruction, France; Chefakat (Order of Mercy), Turkey.
- Hertz, Henry—Danebrog, Denmark.
- Hutchinson, Charles L.—Redeemer, Greece.
- Judson, Prof. Harry Pratt—Red Eagle (class III.), Prussia; Legion of Honor (officer), France.
- Klein, Dr. S. R.—"Goldenes Verdienst Kreuz mit der Krone," "Militar Kreuz" and "Jubiläum's Medaille," Austria; Takova Orden IV. Klasse, Servia.
- Klenze, Prof. Camillo von—Red Eagle (class IV.), Prussia.
- Kozminski, Maurice W.—Legion of Honor, France.
- Kraus, Adolf—Francis Joseph, Austria.
- Lagorio, Dr. Antonio—Crown (knight), Italy.
- Lindgren, John R.—Royal Order of Vasa, Sweden.
- Laverde, Giuseppe—Crown (chevalier), Italy.
- Mair, Charles A.—Chamberlain of the Sword and Mantle, pope.
- Mareschalch, Arturo—Crown (chevalier), Italy.
- Merou, Henri—Legion of Honor, France.
- Miller, Harry I.—Order of the Sacred Treasure, Japan.
- McCormick, R. S.—Order of St. Alexander of Nevsky, Russia.
- McCormick, Mrs. R. S.—Chefakat (Order of Mercy), Turkey.
- McEwen, Walter—Legion of Honor, France.
- Nelson, H. P.—St. Olaf, Norway.
- Onahan, William J.—Chamberlain of the Sword and Mantle, pope.
- Ortengren, John R.—Vasa, Sweden.
- Palmer, Mrs. Potter—Legion of Honor, France; Leopold, Belgium.
- Peterson, William A.—Vasa, Sweden.
- Quales, Niles T.—St. Olaf, Norway.
- Reichle, C.—Crown (class IV.), Prussia.
- Revell, Alexander H.—Legion of Honor (chevalier), France.
- Rubens, Harry—Crown (class III.), Prussia.
- Schinkel, C.—Crown (class IV.), Prussia.
- Schlenker, Joseph—Frederick (class II.), Wurtemberg; Crown (class IV.), Prussia.
- Schmidt, William—Crown (class IV.), Prussia.
- Skiff, Frederick J. V.—Sanctified Treasure (class II.), Japan; Legion of Honor (commander), France; Crown, Italy; Leopold, Belgium.
- Smulski, John F.—Cross of Knightly Order of Francis Joseph, Austria.
- Starr, Prof. Frederick—Leopold II. (commander), Belgium.
- Tree, Lambert—Leopold (commander), Belgium.
- Urbano, Salvatore—Crown (chevalier), Italy.
- Urgos, Francesco—Crown (chevalier), Italy.
- Volini, Dr. Camillo—Crown (knight), Italy.
- Wever, Dr. Walther—Crown (class III.), Prussia; Red Eagle (class IV.), Prussia; Ernestine House Order (class I.), Saxe-Weimar.
- Ziegfeld, Carl—Officer of French Academy of Public Instruction and Fine Arts, France.
- Ziegfeld, Dr. F.—Chevalier of the Legion of Honor, France.
- Zimmerman, Dr. Gustav—Red Eagle (class III.), Prussia.

COAL INDUSTRY OF ILLINOIS.

Summary for year ended June 30, 1912.

Counties producing coal.....	52	Total number employes.....	79,411
Mines of all kinds.....	879	Persons at work underground.....	71,842
New mines open or mines reopened.....	176	Persons at work on surface.....	7,049
Mines closed or abandoned.....	142	Av. price paid gross ton—For hand mining.....	\$0.636
Total output (tons of 2,000 lbs.).....	57,514,240	For machine mining.....	\$0.496
Shipping or commercial mines.....	380	Kegs of powder used.....	1,316,488
Output of shipping mines, tons.....	56,096,695	Men accidentally killed.....	180
Mines in local trade.....	499	Men injured.....	800
Output of local mines, tons.....	1,417,545	Gross tons mined to each life lost.....	319,524
Total tons of mine run coal.....	13,366,509	Number employes to each life lost.....	441
Total tons of lump coal.....	21,795,527	Deaths per 1,000 men employed.....	2.26
Total tons of egg coal.....	4,940,431	Tons mined to each man hurt.....	71,893
Total tons of nut coal.....	3,183,956	Number employes to each man hurt.....	99
Total tons of pea coal.....	11,109,191	Total coal output since 1833, tons.....	889,716,576
Total tons of slack coal.....	3,108,626	Total fatalities since 1833.....	3,363
Total tons shipped.....	51,502,382		
Tons supplied locomotives at mines.....	924,854		
Tons sold to local trade.....	2,615,678		
Tons consumed at plant.....	2,471,325		
Average days active operation.....	172		
Mines using mining machinery.....	139		
Mining machines in use.....	1,581		
Tons undercut by machines.....	25,550,019		
Tons mined by hand.....	31,964,221		
Miners employed during year.....	29,149		
Other employes underground.....	31,689		
Boys employed underground.....	1,526		

MAIN PRODUCING COUNTIES (1912).

County.	Tons.	County.	Tons.
Williamson	7,058,621	Montgomery	2,280,341
St. Clair.....	4,409,341	Bureau	1,664,092
Sangamon	5,402,065	LaSalle	1,404,599
Macoupin	4,890,622	Perry	1,394,940
Saline	4,076,756	Christian	1,340,503
Franklin	4,026,815	Marion	1,203,947
Madison	3,400,930	Peoria	1,026,151
Vermillion	3,221,314	Clinton	1,012,983
Fulton	2,333,758		

CHICAGO PARKS AND BOULEVARDS.

LINCOLN PARK SYSTEM.

Commissioners (appointed by governor with consent of senate)—Timothy J. O'Byrne, Leo Austrian, Bernard Jung, Daniel F. Rice, William Kehau, Bertram M. Winston, Amos Pettibone.

Officers—President, Timothy J. O'Byrne; vice-president, Leo Austrian; auditor, Bernard Jung; secretary, George D. Crowley; superintendent, William C. Niesen; attorney, Francis O'Shaughnessy; treasurer, Frederick H. Rawson.

Office—In Lincoln park near Clark and Center streets.

The Lincoln park district consists of the towns of North Chicago and Lake View, with Fullerton avenue as the dividing line, and is bounded on the north by Devon avenue, on the south by the Chicago river and extends from Lake Michigan on the east to the north branch of the river and North Western avenue on the west.

The area of the Lincoln park district is 12.64 square miles. The total area of the parks and boulevards is 699.94 acres, with 9.33 miles of boulevards.

Lincoln Park—Lincoln park, previously known as Lake park, began its history under its present name by resolution passed by the common council of Chicago under date of June 5, 1865. The park proper is 317 acres in extent and extends from Diversey boulevard to Oak street along the lake front. To this 235 acres of land is being added by filling in Lake Michigan north of Diversey boulevard. This extension will contain a seventy-acre yacht harbor and will have bathing facilities.

The park contains a large floral department, also an extensive zoological garden containing about 1,700 animals. Boating and bathing facilities are furnished and the park lagoon—one mile in length—gives an admirable course for racing. The Academy of Sciences is located in the park at the foot of Center street. This building was erected in 1893 and contains about 250,000 specimens. It is noted for its collection of local natural history specimens and for its complete collection of mollusks.

The park has provided facilities for outdoor games during both the winter and summer seasons.

Stanton Park—At Vedder, Vine and Rees streets; area 5 acres.

Lake Shore Playground—Area 9.160 acres; is situated between Pearson street and Chicago avenue, extending from the Chicago avenue pumping works to the lake. This park is fitted up as a playground, containing a shelter house and refectory, with outdoor gymnasium apparatus.

Seward Park—Contains 1.73 acres; is fitted with outdoor and indoor gymnasium and has a field-house which contains reading rooms, assembly hall, clubrooms, restaurant, a branch of the public library and facilities for gymnastic work and aquatic sports.

Hamlin Park—Wellington and Robey streets; area 10 acres; is fully equipped with fieldhouse and out-of-door gymnasium facilities.

Welles Park—Western avenue and Montrose boulevard; area 10 acres.

LENGTH OF NORTH SIDE BOULEVARDS.

In miles and fractions of miles.

Dearborn parkway, .123.	North avenue, .450.
Diversey parkway, 2.356.	Lincoln park, west, .450.
Fullerton parkway, .510.	North Shore, .886.
Garfield avenue, .030.	Ohio, .682.
Lake Shore drive, .745.	Sheridan road, 2.148.
Lake View, .490.	North State parkway,
Lincoln parkway, .539.	.123.

SOUTH PARKS.

Commissioners (appointed by Circuit court judges)—Albert Mohr, Charles L. Hutchinson, Joseph Donnersberger, Edward Thiden, John Barton Payne. Officers—John Barton Payne, president; Joseph Donnersberger, auditor; George M. Reynolds, treasurer; John F. Neil, secretary; Robert Redfield, attorney; J. F. Foster, general superintendent; H. C. Carbaugh, superintendent of employment.

Offices—In Washington park, 57th street and Cottage Grove avenue.

The south park district is bounded on the north by the Chicago river and the Illinois and Michigan canal, east by Lake Michigan and the state of Indiana, south by 37th street and 138th street and west by South Cicero avenue and State street.

The area of the south park district is 92.6 square miles; population is in excess of 600,000. The total area of parks is 2,043.98 acres and of parks and boulevards 2,494.59 acres, consisting of twenty-four parks and 32.98 miles of boulevards. The following is a list of the parks and boulevards:

Jackson Park—Area 542.89 acres; bounded on the north by 56th street, east by Lake Michigan, south by 47th street and west by Stony Island avenue; this park is provided with facilities for boating, rowboats and launches, has two golf courses, one of nine holes and the other of eighteen holes, with golf shelter, lockers and showers for both men and women; it has baseball and football fields, tennis courts, refectory, beach bathing, music court, the Field museum of natural history occupying the World's Fair art building located in the northern part of the park, and in the winter skating is provided.

Washington Park—Area 371 acres; bounded on the north by 51st street, east by Cottage Grove avenue, south by 60th street, west by South Park avenue; has the same accommodations for the public as Jackson park except the golf facilities and the museum and in addition has croquet courts, archery range, horse speedway, accommodations for fly casting, wading pool and sand court for children and a house for the game of curling.

Marquette Park—Area 322.68 acres; bounded on the north by 67th street, east by California avenue, south by 71st street and west by the Grand Trunk Western railroad. The east 30 acres have been improved. It has ball fields and tennis courts and skating in the winter.

Grant Park—Area 205.14 acres; bounded on the north by Randolph street, east by Lake Michigan, south by Park row, west by Michigan avenue. This park is under construction. Temporary provision is made for athletic work in the northern part of the park. The Logan monument and the Art institute are located in this park.

Midway Plaisance—The connecting way between Washington and Jackson parks; bounded on the north by 59th street, east by Stony Island avenue, south by 60th street, west by Cottage Grove avenue. Has tennis courts and in the winter skating and hockey.

McKinley Park—Area 74.88 acres; bounded on the north by 37th street and Archer avenue, east by Robey street, south by 39th street, west by Western Avenue boulevard. Has swimming pool, outdoor gymnasiums for men and women, tennis courts, ball field, children's playground, wading pool and skating in the winter.

Gage Park—Area 20 acres; situated at the intersection of Western avenue and 55th street. Has wading pool, ball field and tennis court.

Sherman Park—Area 60.60 acres; bounded on the north by 52d street, east by South Racine avenue, south by Garfield boulevard, west by Loomis street. Has recreation buildings which include an assembly hall used by the people free of charge for various entertainments, clubrooms for meetings of the various clubs of the community, reading room supplied with periodicals by the park commissioners, luncheon, gymnasiums for men and for women, shower and plunge baths and locker rooms. There are also outdoor gymnasiums for men and women, playground for children, wading pool and swimming pool with the necessary dressing booths. Provision is made for baseball, football, tennis and boating. There is also a band stand under which concerts are given during the summer every Sunday evening. Also skating in the winter.

Ogden Park—Area 60.56 acres; bounded on the north by 64th street, east by South Racine avenue, south by 67th street, west by Loomis street. The

same facilities for recreation and pleasure are provided as in Sherman park, except lunch counter.

Palmer Park—Area 40.48 acres; bounded on the north by 111th street, east by South Park avenue, south by 113th street, west by Indiana avenue. The same facilities for recreation and pleasure are provided as in Sherman park, except boating and lunch counter.

Hamilton Park—Area 29.95 acres; bounded on the north by 72d street, east by C., R. I. & P. railway, south by 74th street, west by C. & W. I. railway. The same facilities for recreation and pleasure are provided as in Sherman park, except swimming pool and boating.

Bessemer Park—Area 22.88 acres; bounded on the north by 83d street, east by Muskegon avenue, south by 91st street, west by South Chicago avenue. The same facilities as Sherman park except lunch counter and boating.

Mark White Square—Area 10 acres; bounded on the north by 29th street, east by Halsted street, south by 30th street, west by Poplar avenue. The same facilities as Sherman park except boating and lunch counter.

Armour Square—Area 10 acres; bounded on the north by 33d street, east by 5th avenue, south by 34th street, west by Shields avenue. The same facilities as Sherman park except boating.

Cornell Square—Area 10 acres; bounded on the north by 50th street, west by South Lincoln street, south by 51st street, east by Wood street. The same facilities as Sherman park except boating and lunch counter.

Davis Square—Area 10 acres; bounded on the north by 44th street, east by Marshall avenue, south by 45th street, west by Hermitage avenue. The same facilities as Sherman park except boating.

Russell Square—Area 11.47 acres; bounded on the north by 83d street, east by Bond avenue, south by Baker avenue, west by Houston avenue. The same facilities as Sherman park except boating and lunch counter.

Calumet Park—Area 66.19 acres; bounded on the north by 95th street, east by Lake Michigan, south by 102d street, west by Avenue G and a line about 50 feet east of C., L. S. & E. railway.

Hardin Square—Area 7.41 acres; bounded on the north by 25th street, east by the Rock Island right of way, south by 26th street, west by Wentworth avenue.

Fuller Park—Area 10 acres; bounded on the north by 45th street, east by Princeton avenue, south by 46th place, west by Stewart avenue. Improved with same facilities as Sherman park in a more extensive form.

No. 15 Park—Area 19.16 acres; bounded on the north by 76th street, east by Dobson avenue, south by 78th street, west by Ingleside avenue.

No. 16 Park—Area 18.52 acres; bounded on the north by 103d street, east by Bensley avenue, south by 105th street, west by Oglesby avenue.

No. 17 Park—Area 20 acres; bounded on the north by 130th street, east by Carondelet avenue, south by 133d street, west by Exchange avenue.

No. 18 Park—Area 20.19 acres; bounded on the north by 90th street, east by St. Lawrence avenue, south by 51st street, west by South Park avenue.

Michigan Avenue Boulevard—80 to 100 feet wide; from Garfield boulevard to Randolph street.

Garfield Boulevard—200 feet wide; from South Park avenue to Western Avenue boulevard on the line of 55th street.

Western Avenue Boulevard—200 feet wide; a strip of land east of and adjoining the center line of Western avenue from the Illinois and Michigan canal to 55th street (Garfield boulevard).

Grand Boulevard—198 feet wide; on the line of South Park avenue from 35th to 51st street.

Drexel Boulevard—200 feet wide; first street east of Cottage Grove avenue and extending from Oakwood boulevard to 51st street.

Prairie Avenue—66 feet wide; the street of that name from 16th to 29th street.

South Park Avenue—65 feet wide; being the street of that name between 35th and 29th streets.

Jackson Street—66 feet wide; being the street of that name extending from Michigan avenue to the south branch of the Chicago river.

Oakwood Boulevard—100 feet wide; the first street south of 39th street between Grand boulevard and Cottage Grove avenue.

Thirty-Third Street—66 feet wide; being the street of that name between Michigan avenue and South Park avenue.

Sixteenth Street—60 feet wide; being the street of that name between Michigan avenue and Prairie avenue.

Twenty-Ninth Street—66 feet wide; being the street of that name between Prairie avenue and South Park avenue.

Fifty-Seventh Street—100 feet wide; being the street of that name between the I. C. railroad right of way and the west line of Jackson park.

Sixty-Sixth Street—66 feet wide; being the street of that name from Jackson park to Vincennes avenue.

Vincennes Avenue—66 feet wide; from 66th street to 67th street.

Sixty-Seventh Street—66 feet wide; being the street of that name from Vincennes avenue to California avenue.

Normal Avenue—66 feet wide; from Garfield boulevard to 72d street.

Loomis Street—66 feet wide; being the street of that name from Garfield boulevard to 67th street.

Hyde Park Boulevard—100 feet wide; being that part of 51st street between Drexel avenue and East End avenue.

East End Avenue—85 feet wide; being the street of that name from 51st street to Jackson park.

Yates Avenue—100 feet wide; being the street of that name from Jackson park to 71st street.

Seventy-First Street—100 feet wide, being the street of that name from Yates avenue to Bond avenue.

Bond Avenue—66 feet wide; being the street of that name from 71st street to 83d place.

WEST CHICAGO PARKS.

Commissioners (appointed by governor with consent of senate)—John Anda, James C. Denvir, William F. Grower, Michael Kolassa, Edward Mullen, Peter J. O'Brien, Camillo Volini, M. D.

Officers—William F. Grower, president; James C. Denvir, auditor; Edward Mullen, treasurer; Timothy Cruise, secretary; Frederick Papenbrook, assistant secretary and chief accountant; Jens Jensen, consulting landscape architect; Alfred C. Schrader, superintendent and engineer; Jacob C. LeBosky, attorney; Arthur J. Stiles, captain of police.

Offices—Union park, Lake street and Ashland boulevard.

The west park district comprises all that part of the town of West Chicago lying between the Illinois and Michigan canal and the Chicago river and the following described lines: Beginning at the north branch of the Chicago river at Belmont avenue, thence west to North Kedzie avenue, thence south along Kedzie avenue to North avenue, thence west along North avenue to North Maynard avenue, thence south along Maynard avenue to 12th street, thence east along 12th street to South Kenton avenue, thence south along South Kenton avenue to West 39th street, thence east along 39th street to the Illinois and Michigan canal.

The area of the west park district is 35.5 square miles. The total area of parks and boulevards is 1,025.43 acres, consisting of thirteen parks and twenty-five miles of boulevard. Area of parks, 629.28 acres. The following is a list of the parks and boulevards.

Humboldt Park—Area 205.86 acres; bounded on the north by West North avenue, east by California and Sacramento avenues, south by Division and Augusta streets and west by Kedzie avenue; has rose garden with pergola and garden hall and fountains; refectory building, also a pavilion and boat landing, music court, a wading pool and shelter building for children; is provided with facilities for boating, has baseball diamonds and tennis courts and in winter skating and tobogganing are provided.

Garfield Park—Area 187.53 acres; bounded on the north by Kinzie and Lake streets, east by Central Park avenue and Homan avenue, south by Madi-

son street and Colorado avenue and west by Hamlin avenue. Has a conservatory, the largest in the country; refectory building, boat landing and pavilion, music court and band stand, water courts with fountain, basin and extensive flower gardens. Has a golf course with fieldhouse containing lockers for men and women; also has tennis courts and facilities for fly casting, and in winter skating, tobogganing and curling facilities are provided.

Douglas Park—Area 181.99 acres; bounded on the north by West 12th street, east by California avenue, south by 19th street and west by Albany avenue. Has refectory building, boat landing and pavilion, music court, flower gardens, outdoor gymnasium and natatorium with swimming pools, shower baths and dressing rooms for men and women. Facilities are provided for baseball, boating and lawn tennis, and in winter skating and tobogganing.

Union Park—Area 17.37 acres; bounded on the north by Lake street, east by Ogden avenue and Bryant place, south by Warren avenue and west by Ashland boulevard. In this park the offices of the West Chicago park commissioners are located. In winter facilities for skating are provided.

Jefferson Park—Area 7.02 acres; bounded on the north by Monroe street, east by Throop street, south by Adams street and west by Loomis street.

Vernon Park—Area 6.14 acres; bounded on the north by Macalister place, east by South Racine avenue, south by Gilpin place and west by Loomis street.

Wicker Park—Area 4.03 acres; bounded on the north and east by Wicker Park avenue, south by Fowler street and west by Robey street.

Holstein Park—Area 1.94 acres; bounded on the north by Elm street, south by Hamburg street and located one block east of Western avenue. Has an outdoor gymnasium and play field and shelter building, and in winter skating is provided.

Campbell Park—Area 1.38 acres; a strip of land 100 feet wide lying between Oakley boulevard and Leavitt street and one block north of Polk street.

Shedd's Park—Area 1.13 acres; located at 23d street and Millard avenue, opposite Lawndale station of the Chicago, Burlington & Quincy Railway company.

Bernard A. Eckhart Park—Area, 8.125 acres; bounded on the north by Cornell street, east by Chase street, south by Chicago avenue and west by Noble street. A fieldhouse has been provided containing gymnasium and shower baths for men and women, lunchrooms, library and reading room and assembly hall; also an outdoor swimming pool with shower baths and dressing rooms for men and women. An outdoor gymnasium for men and women, play field with wading pool and sand courts for children and tennis courts and ball grounds have been provided; also skating in the winter.

Stanford Park—Area, 2.89 acres; bounded on the north by Barber street, east by Jefferson street, south by 14th place and west by South Union avenue. In this park the same facilities for recreation and pleasure are provided as in the small parks and playgrounds mentioned above.

Dvorak Park—Area, 3.85 acres; bounded on the north by 20th street, east by Flsk street, south by 21st street and west by May street. The same facilities for recreation and pleasure are provided as in the Bernard A. Eckhart park.

Franklin Park—Area, 8.26 acres; bounded by West 14th street, West 15th street, South Keeler avenue and South Kolin avenue. Baseball and skating facilities provided.

Pulaski Park—Area, 3.2 acres; bounded by Noble, Blackhawk, Cleaver and Bradley streets; contains elaborate field house, swimming pool and other facilities for recreation.

Harrison Park—Area, 8.24 acres; bounded by West 18th street, West 19th street, South Wood street and South Lincoln street.

Sheridan Park—Area, 3.44 acres; bounded by Polk, May and Aberdeen streets and first east and west 16-foot alley north of Taylor street.

New Park in Austin ("Warren's Woods")—Area, approximately 160 acres; bounded by Adams street, Central avenue, Austin avenue and the Metropolitan elevated railroad; unimproved.

Humboldt boulevard, 2.94 miles long, 100 feet to 400 feet wide, from Diversey boulevard bridge to Humboldt park, connecting the west park system with the Lincoln park system on the north, is named for house-numbering purposes as follows:

Logan Boulevard—From the Diversey boulevard bridge to North Kedzie boulevard.

North Kedzie Boulevard—From Logan boulevard to Palmer square.

Palmer Square—From North Kedzie boulevard to Humboldt boulevard.

Humboldt Boulevard—From Palmer square to Humboldt park.

Franklin boulevard, 1.5 miles long, 250 to 400 feet wide, connecting Humboldt and Garfield parks, is named for house-numbering purposes as follows:

North Sacramento Boulevard—From Humboldt park south to Franklin boulevard.

Franklin Boulevard—West from North Sacramento boulevard to North Central Park boulevard.

North Central Park Boulevard—South from Franklin boulevard to Garfield park.

Douglas boulevard, 1.68 miles long, 250 feet wide, connecting Garfield and Douglas parks, is named for house-numbering purposes as follows:

Independence Boulevard—South from Garfield park to Douglas boulevard.

Douglas Boulevard—East from Independence boulevard to Douglas park.

Marshall boulevard, 2.47 miles long, 250 feet wide, from Douglas park to the Illinois and Michigan canal, connecting the west park system on the south with the south park system at Western avenue, is named for house-numbering purposes as follows:

Marshall Boulevard—From Douglas park south to West 24th boulevard.

West 24th Boulevard—East from Marshall boulevard to South California boulevard.

South California boulevard—From West 24th boulevard south to West 31st boulevard.

West 31st Boulevard—From South California boulevard east to South Western Avenue boulevard.

South Western Avenue Boulevard—South from West 31st boulevard to the Illinois and Michigan canal.

West Washington boulevard, 6.31 miles long, from 66 to 100 feet wide, from Canal street west to the city limits through Union park and Garfield park, a continuation of Washington street on the south side.

Jackson boulevard, 3.94 miles long, from 66 to 80 feet wide, from river west to Garfield park.

Ashland boulevard, 1.26 miles long, 100 feet wide, from Lake street south to 12th street, is named for house-numbering purposes as follows:

North Ashland Boulevard—From West Lake street south to West Madison street.

South Ashland Boulevard—South from West Madison street to West 12th boulevard.

West Twelfth Street boulevard, 0.98 mile long, 70 feet wide, from Ashland boulevard to the intersection of Oakley and Ogden boulevards, a continuation of West 12th street.

Ogden boulevard, 0.74 mile long, from 70 to 112 feet wide, from the intersection of Oakley boulevard and West 12th boulevard through Douglas park.

South Central Park boulevard, 0.33 mile long, 80 feet wide, from West Madison street to Colorado avenue, along the east side of Garfield park.

Oakley boulevard, 1.10 miles long, from Washington boulevard to the intersection of West 12th boulevard and Ogden boulevard, is named for house-numbering purposes as follows:

North Oakley Boulevard—South from West Washington boulevard to West Madison street.

South Oakley Boulevard—South from West Madison street to West 12th boulevard.

North Homan boulevard, 0.25 mile long, from West Lake street to West Madison street, along the east side of Garfield park.

Sacramento avenue, 1.59 miles long, from Franklin boulevard to Douglas park, is named for house-numbering purposes as follows:

North Sacramento Boulevard—From Franklin boulevard south to West Madison street.

South Sacramento Boulevard—From West Madison street south to Douglas park.

SMALL PARKS AND PLAYGROUNDS.

Special Park Commission (appointed by the mayor)—Aldermen A. W. Belfus (chairman), Henry D. Capitain, John J. Coughlin, Edward F. Cullerton and Frank McDonald, and Messrs. Oscar F. Mayer, Jens Jensen, Cyril Flala, Paul Dzymalski, Peter S. Goodman, George Landau, Charles E. Bock, F. A. Lindstrand, Samuel J. Rosenblatt, Rev. Julius Rappaport.

Secretary—Walter Wright.

Superintendent of Parks and Acting Forester—J. H.

Prost.

Superintendent of Playgrounds and Bathing Beaches

Theodore A. Gross.

Office of Commission—1004 city hall.

The special park commission is appointed by the mayor by authority of the city council. It has charge of a number of small parks and squares which are under the immediate jurisdiction of the city, and it also conducts several bathing beaches on the lake shore and a number of municipal playgrounds. The parks are provided with ornamental and drinking fountains, wherever it is practicable, lagoons, swings, tennis courts and landscape and other features according to circumstances. The playgrounds are provided with play apparatus, athletic fields, baseball diamonds, basket-ball courts, skating ponds, drinking fountains, running tracks, gymnastic apparatus and buildings containing toilet rooms, offices, sand courts and roofed platforms. The bathing beaches are provided with bathhouses containing dressing rooms, lockers, checkrooms, washrooms, toilets and office.

In 1912 the total appropriation was \$150,382.54. The expenditures amounted to \$119,287.05, distributed as follows: Parks, \$49,318.69; playgrounds, \$52,517.27; forestry, \$8,094.18; beaches, \$5,568.97, and office, \$3,788.04.

Following is a list of the small parks, playgrounds and bathing beaches in charge of the special park commission, with the area of the parks in acres. Two parks maintained privately are included in the list and are so described:

Adams Park—75th place, 76th street and Dobson avenue; 1½.

Aldine Square—Vincennes avenue, 37th place and alley north of 38th place; 1½.

Amy L. Barnard Park—105th street, between Longwood boulevard and Walden parkway; ¼.

Arbor Rest—Chestnut, Rush and Cass streets; ¾.

Arcade Park—11th place, 112th street, Morse avenue and Watt avenue; ¾.

Archer Point—Archer avenue, 20th street and Dearborn street; ¾.

Auburn Park—Normal, Stewart and Hawthorne avenues.

Austin Park—Waller avenue, Northwestern railway, Austin avenue and Lake street; 4½.

Belden Avenue Triangle—North Clark street, Sedgwick street and Belden avenue; ¾.

Bickerdike Square—Oblo street, Bickerdike street, Emerson avenue and Armour place; 1¼.

Blackstone Point—Lake Park avenue, Blackstone avenue and 49th street; ¾.

Buena Circle—Buena avenue and Kenmore avenue; ½.

Buena Terrace—Sheridan road, Broadway and Buena terrace.

Chamberlin Triangle—Greenwood avenue, 43d street and Lake Park avenue; 27-100.

Colorado Point—Colorado avenue, Monroe street and Francisco avenue; ¾.

Columbus Circle—Exchange avenue, South Chicago avenue and 92d street.

Congress Park—Van Buren street, Rockwell street, Harrison street and Washtenaw avenue; ¾.

DeKalb Square—Lexington street, Hoyne avenue, Flournoy street and DeKalb street; ¾.

Dickinson Park—North Laverne avenue, Dickinson avenue and Belle Plaine avenue; 1¼.

Douglas Monument Park—Woodland park, Illinois Central, 35th street and alley west of railroad; 3. East End Park—East End avenue, 51st street, 53d street and the lake; 10.

Eldred Grove—Long avenue, Norwood Park avenue, North Lockwood and Northwestern railway; 1.

Ellis Park—36th street, Langley avenue, 37th street and Elmwood court; 4.

Eugenie Triangle—Eugenie street, North Clark street and North LaSalle street; ½.

Fernwood Park—103d street, 95th street, Stewart avenue and Canal street; 8.

Gage Farm and Nursery—22d street, 26th street, west of Oak Park avenue; 240 acres.

Green Bay Triangle—North State street, Rush street and Bellevue place; ½.

Gross Park—Otto street, North Paulina street, School street, Ravenswood avenue; ½.

Groveland (private)—Cottage Grove avenue, 34th street and Illinois Central railway; 3½.

Harding Avenue Parkway—West Byron and West Addison streets and Springfield and North Crawford avenues.

Holden Park—Lake street, West Grand avenue, Central avenue and Park avenue; 4.

Irving Park—Irving Park boulevard, Northwestern railway, near North Keeler avenue; ½.

Kedzie Park—Kedzie avenue, between Palmer place and North avenue; 2.

Kinzie Parkway—Kinzie street, between North Laramie avenue and Willow avenue; 1¼.

Lakewood Point—Greenwood avenue, Lake Park avenue and 43d street; 27.

Lily Gardens, The—Lowe avenue, Chicago and Western Indiana railroad, 71st and 73d streets; 3.

Merrick Park—Pine avenue, Willow avenue, East Grand avenue and Kinzie street; 6½.

Midway, The—Midway, between Waller and Austin avenues; 1½.

Montrose Point—Montrose avenue, Sheridan road and Broadway.

Mulberry Point—Nickerson avenue, Ceylon avenue and Mulberry avenue; ¾.

McKenna Triangle—38th street, Archer avenue and Campbell avenue.

Normal Park—67th street, 69th street, Lowe avenue and Western Indiana railroad; 2½.

Norwood Circle—Hobart avenue, Colfax place and Circle avenue; 2½.

Oak Park—Oak, Rush and State streets; ¾.

Oakland Park—Lake Park avenue, 39th street and Illinois Central road; ¾.

Ogden Arrow—North Clark street, Wells street and Ogden front; ¾.

Patterson Park—Leavitt, Boone and DeKalb streets; ¾.

Pullman Park—11th street and place, Cottage Grove avenue and Morse avenue; ¾.

Rice Triangle—Grand avenue and Western avenue; ¾.

Rocky Ledge—Lake Michigan and 79th street; 3¼.

Railway Gardens—Avondale and Ceylon avenues, south of Northwestern railroad; also on Norwood Park avenue, north of Northwestern railroad; 2½.

Roberts Square—Winnemac avenue, North Laramie avenue, Argy?o avenue and North Lockwood avenue; 5.

Rutherford Park—Humboldt, North New England and North Oak Park avenues; 4½.

Sacramento Avenue Parking—Sacramento avenue, 26th street and House of Correction; ¾.

Sayre Park—New England avenue, West Belden avenue, Newcastle avenue and Humboldt avenue; 3½.

Schoenhofen Place—Canal street, Canalport avenue and 18th street; ¾.

Washington Square—North Clark street, Walton place, North Dearborn street and Brennan street. 3.

Winnemac Avenue Park—Robey street, Winnemac avenue, Foster avenue and Clay street; 40.

Woodland Park (private)—Cottage Grove avenue, Illinois Central road, between 34th and 35th streets; 3¾.

UNIMPROVED.

Crescent Park—Hennepin street, Prescott avenue, Ormonde avenue and Grassmere road; 8.

Dauphin Park—87th street, Illinois Central line, 31st street and Dauphin avenue; 5¾.

Governor's Parkway—North St. Louis avenue, North Homan avenue and West Kinzie street.
 Higgins Road Triangle—Milwaukee avenue and Higgins road.
 Kosciusko Triangle—Kosciusko avenue, between Milwaukee avenue and Melvina avenue; 1/4.
 Parkway—In center of Canal street, between West 43d street and West 44th street.
 Parkway—In North Avers avenue, bounded by North Springfield avenue, Northwestern railroad, North Hamlin avenue and West Addison street.
 Triangle at West Belmont avenue, Elston avenue and California avenue.
 Triangle at West 69th street, Vincennes avenue and Lafayette avenue.
 Triangle at Blue Island avenue, 16th street and Throop street.

MUNICIPAL PLAYGROUNDS.

Names, location and dimensions of the municipal playgrounds in Chicago:
 Corkery—South Kildare avenue and 25th street; 157 by 266.
 George E. Adams—Seminary avenue, south of Center street; 102 by 238 feet.
 Audubon—Hoyne avenue, Cornelia avenue and Hamilton avenue; 125 by 165 feet.
 Holden—Bonfield street, near West 35th; 696 by 116 feet.
 Commercial Club—West Chicago avenue, near North Lincoln street, main ground, 200 by 125 feet; annex, 120 by 123 feet.
 John B. Drake—Calumet avenue, between 26th and 28th streets; 194 by 181 feet.
 Mosely—Wabash avenue and 24th street; 200 by 200 feet.
 McLaren—West Polk street, near Ladin; 175 by 185 feet.

Northwestern Elevated—Alaska and Larrabee streets; 90 by 350 feet.
 Sampson—15th street, near Loomis; 215 by 125 feet.
 Hamlin Avenue—Springfield avenue, Hamlin avenue, 26th street, north to Avers avenue; 300 by 593 feet.
 Orleans—Institute place and Orleans street; 136 by 126 feet.
 Max Beutner—Wentworth avenue and 33d and LaSalle street; 113 by 200 and 346 by 258 feet.
 Wrightwood Avenue—Corner Greenview and Wrightwood avenues; 454 by 361 feet.
 McCormick—Sawyer avenue and 28th street; 275 by 125 feet.
 Walter Christopher—22d street, west of Robey; 225 by 125 feet.
 Dante—Forquer and Ewing streets, west of Desplaines; 90 by 235 feet.
 Washington—Carpenter street and Grand avenue; 123 by 174 feet.
 Fiske—Ingleside avenue and 62d street; 400 by 300.

MUNICIPAL BATHING BEACHES.

Walker—Lake Michigan, foot of 25th street.
 Rocky Ledge—Lake Michigan, foot of 79th street.
 Swimming Pool—Washington Heights; 104th street, Vincennes road and Charles street.

SUMMARY OF PARK AREAS.

South park system (acres).....	2,494.59
West park system.....	1,215.57
Lincoln park system.....	699.94
Other parks and squares.....	143.56
Unimproved	54.83
Total	4,611.49

CHICAGO TELEPHONE RATES.

Under ordinance passed by city council May 26, 1913.

Following are the maximum rates which may be charged by the Chicago Telephone company for a period of five years or until May, 1918:

MEASURED RATE SERVICE.

BUSINESS.

For single party line, including 960 outgoing conversations, messages or calls, \$48 a year; next 240 outgoing messages, 5 cents each; next 1,200 messages, 3 cents each; next 1,200 messages, 2 1/2 cents each; for all messages in excess of 3,600, 2 cents each.

For single party line, including 1,200 outgoing messages, \$60 a year; next 1,200 messages, 3 cents each; next 1,200 messages, 2 1/2 cents each; all messages in excess of 3,600, 2 cents each.

RESIDENCE.

For single party line, including 800 outgoing messages, \$40 a year; next 400 messages, 4 cents each; next 1,200 messages, 3 cents each; next 1,200 messages, 2 1/2 cents each; all messages in excess of 3,600, 2 cents each.

FLAT RATE SERVICE.

BUSINESS.

For single party line, including not to exceed 500 outgoing messages, in any one month, \$10.42 per month; all messages in excess of 500 in any one month, 2 cents each. Present subscribers to single party business line, with right to unlimited use of same at \$125 a year, have the right to a continuance of the same service at the same rate.

RESIDENCE.

For a single party line, including all messages, \$18 per quarter.

For a two-party line, including all messages, \$14 per quarter.

NICKEL COIN BOX SERVICE.

NICKEL FIRST.

One-party line, at a guarantee of 20 cents a day, including four messages.

Two-party line, at a guarantee of 12 1/2 cents a day, including two and one-half messages.

Two party line (for residences only), at a guarantee of 10 cents a day, including two messages.

Four-party line (for residences only), at a guarantee of 5 cents a day, including one message.

Additional messages in excess of the guaranteed number per day in each of foregoing cases, 4 cents each.

At the time of making collection the company shall allow subscribers 1 cent for each message in excess of the total guaranteed number of messages since the last preceding collection.

NICKEL LAST.

Nickel last rates are the same as nickel first rates except that all messages in excess of guaranteed number are 5 cents each.

DEFICIENCY PAYMENTS.

Subscribers making deficiency payments shall be given receipts therefor and if at any succeeding collection within sixty days there is an excess amount in the box it shall be applied to the repayment of the deficiency collected.

GOVERNORS OF ILLINOIS.

Shadrach Bond, Dem.....1818-1822
 Edward Coles, Dem.....1822-1826
 Ninian Edwards, Dem.....1826-1830
 John Reynolds, Dem.....1830-1834
 Wm. L. D. Ewing, * Dem.1834-1834
 Joseph Duncan, Whig.....1834-1838
 Thomas Carlin, Dem.....1838-1842
 Thomas Ford, Dem.....1842-1846
 Augustus C. French, Dem.1846-1853
 Joel A. Matteson, Dem., 1853-1857
 Wm. H. Bissell,† Rep...1857-1860

John Wood, Rep.....1860 1861
 Richard Yates, Rep.....1861-1865
 Richard J. Oglesby, Rep.1865-1869
 John M. Palmer,† Rep..1869-1873
 Richard J. Oglesby, Rep.1873-1874
 John L. Beveridge, Rep..1873-1877
 Shelby M. Cullom, Rep.1877-1883
 John M. Hamilton, Rep..1883-1885
 Richard J. Oglesby, Rep..1885-1889
 Joseph W. Fifer, Rep.....1889-1892
 John P. Altgeld, Dem....1893-1897

John R. Tanner, Rep....1897-1901
 Richard Yates, Jr., Rep..1901-1905
 Charles S. Deneen, Rep..1905-1909
 Charles S. Deneen, Rep..1909-1913
 Edward F. Dunne, Dem.1913
 *Served only fifteen days, completing Reynolds' term. †Died in office; succeeded by John Wood. ‡Democrat after 1872. §Elected United States senator; succeeded by John M. Hamilton.

LICENSE RATES IN CHICAGO DEC. 1, 1913.

Per year unless otherwise specified.

AMUSEMENTS.		Rate.
Theaters—		
(a) Highest admission fee, except for box seats, \$1.00 or more.....	\$1,000.00	
(b) Highest admission fee, except for box seats, exceeds 50c but is less than \$1.00...	400.00	
(c) Highest admission fee, except for box seats, exceeds 30c but does not exceed 50c	300.00	
(d) Highest admission fee, except for box seats, exceeds 20c, but does not exceed 30c	250.00	
(e) Highest admission fee, except for box seats, does not exceed 20c.....	200.00	
Lectures, art exhibits, etc.....	200.00	
Concerts.....	100.00	
Penny arcades, etc.....	200.00	
Halls for Dances, Bazaars, etc.—		
(a) Seating capacity not exceeding 300 persons.....	25.00	
(b) Seating capacity more than 300 persons but not exceeding 500 persons.....	50.00	
(c) Seating capacity more than 500 persons but not exceeding 800 persons.....	75.00	
(d) Seating capacity exceeding 800 persons	100.00	
Summer gardens, per week.....	20.00	
Amusement parks, per week.....	40.00	
Picnic grounds.....	10.00	
Roller or ice skating rinks.....	200.00	
Baseball, Football, Etc., Fields—		
(a) Seating capacity 15,000 persons or more	1,000.00	
(b) Seating capacity less than 15,000 persons but not less than 10,000 persons....	700.00	
(c) Seating capacity less than 10,000 persons but more than 4,000 persons.....	300.00	
(d) Seating capacity not exceeding 4,000 persons.....	75.00	
Wrestling Matches—		
(a) Seating capacity 500 persons or less, per day.....	5.00	
(b) Seating capacity more than 500 persons but not more than 1,000 persons, per day	10.00	
(c) Seating capacity more than 1,000 persons but not more than 2,000 persons, per day.....	20.00	
(d) Seating capacity more than 2,000 persons but not more than 3,000 persons, per day.....	30.00	
(e) Seating capacity more than 3,000 persons but not more than 4,000 persons, per day.....	40.00	

Wrestling matches—		Rate.
(f) Seating capacity more than 4,000 persons but less than 5,000 persons, per day	\$50.00	
(g) Seating capacity 5,000 persons or more, per day.....	60.00	
Poultry, Horse, Stock, Dog, Etc., Shows—		
(a) Highest admission fee exceeds 75c, per day.....	25.00	
(b) Highest admission fee exceeds 50c, but does not exceed 75c, per day.....	15.00	
(c) Highest admission fee exceeds 10c, but does not exceed 50c, per day.....	10.00	
(d) Highest admission fee does not exceed 10c, per day.....	1.00	
Circuses, Menageries, etc.—		
(a) Seating capacity more than 6,000 persons, per day.....	150.00	
(b) Seating capacity more than 3,000 persons but not more than 6,000 persons, per day.....	50.00	
(c) Seating capacity more than 1,500 persons but not more than 3,000 persons, per day.....	35.00	
(d) Seating capacity more than 750 persons but not more than 1,500 persons, per day	25.00	
(e) Seating capacity more than 400 persons but not more than 750 persons, per day	10.00	
(f) Seating capacity not more than 400 persons, per month.....	10.00	
Air domes, slideshows, etc., per day.....	10.00	
Swimming and diving shows, per week.....	2.00	
Platform, walk-around, etc., shows, per week	2.00	
Skill and strength testing devices, per week	.50	
Merry-Go-Rounds, Coasters, etc.—		
(a) Highest fee or fare for one ride does not exceed 5c, per week.....	2.00	
(b) Highest fee or fare for one ride exceeds 5c but does not exceed 10c, per week.....	5.00	
(c) Highest fee or fare for one ride exceeds 10c, per week.....	10.00	
Pony or animal rides, etc., per week.....	.50	
Fireworks exhibitions, per day.....	50.00	
Entertainments not included in the foregoing, per day.....	5.00	

NOTE—Where a license fee is fixed at so much per week, no license to issue for a less period than ten weeks.

MISCELLANEOUS.

Rate.		Rate.		Rate.	
\$150.00	Acetylene gas, collection or compression of.....	4.00	Automobiles (state fee)—	1.00	Coupes, public.....
5.00	Acetylene gas, sale or distribution of.....	6.00	25 horse power or less....	25.00	Deadly weapons, dealers in
300.00	Auctioneers.....	10.00	35 horse power and more than 25 horse power....	5.00	Dellcattessen stores.....
10.00	Auctioneers, special sales, per day.....	8.00	50 horse power and more than 35 horse power....	100.00	Detective agencies.....
2.50	Automobiles, public passenger (on stands), seating three persons or less....	10.00	More than 50 horse power	500.00	Distillers.....
5.00	Automobiles, public passenger (on stands), seating four to eight persons....	5.00	Electric vehicles.....	20.00	Dispensaries, medical.....
10.00	Automobiles, public passenger (on stands), seating nine to twenty persons....	15.00	Manufacturers of and dealers in.....	2.00	*Dogs.....
25.00	Automobiles, public passenger (on stands), seating more than twenty persons	15.00	Bakeries.....	5.00	Drain layers.....
5.00	Automobiles, public passenger (not on stands).....	10.00	Bathing beaches, etc.....	1.00	Drivers of public passenger horse-drawn vehicles.....
10.00	Automobiles, passenger, 35 horse power or less (wheel tax)	10.00	Billiard and pool tables, each.....	5.00	Drug stores.....
10.00	Automobiles, passenger, more than 35 horse power (wheel tax).....	25.00	Bill posting, with wagons....	15.00	Dry cleaners.....
20.00	Automobile delivery wagons, capacity less than one ton (wheel tax).....	100.00	Bill posting, without wagons	25.00	Electrical contractor, certificate of registration (renewal \$10.00).....
15.00	Automobile trucks (wheel tax).....	25.00	Boarding stables.....	2.00	Engineers, stationary.....
30.00	Automobiles, demonstrating or testing (wheel tax).....	10.00	Boats, launches, etc., \$2.00, 10.00 and.....	10.00	Fireworks, sale of.....
1.00		25.00	Boys, alleys, each.....	10.00	Fireworks, permit to discharge.....
		5.00	Brewers.....	5.00	Fitness, certificates of (for handling high explosives)
		500.00	Brokers.....	15.00	Fishmongers.....
		25.00	Cabs, public.....	25.00	Garages.....
		20.00	Carbonated waters, etc.....	25.00	Gunpowder and explosives, sale or use of.....
		50.00	Cars, elevated railway, each	25.00	Hacks, public.....
		25.00	Cartridges and shells, \$10.00 and.....	100.00	Hospitals.....
		10.00	Catch basins and sewers, cleaners of, per wagon...	15.00	Hotels.....
		5.00	Chauffeurs (state fee)—Original	5.00	Housemovers.....
		3.00	Chauffeurs (state fee)—Renewal	10.00	Ice dealers, retail, per wagon
		100.00	Cigarette dealers.....	50.00	Junk dealers.....
				10.00	Junk wagons, each.....
				50.00	Liquors, malt, wholesale (one to six gallons).....

	Rate.		Rate.		Rate.
Liquors, malt, wholesale (more than six gallons at a time).....	500.00	Omnibuses, public.....	5.00	Sale stable.....	25.00
Liquors, spirituous, wholesale.....	100.00	Operators of public motor vehicles (original).....	3.00	Saloons.....	1,000.00
Liquors, vinous, wholesale.....	50.00	Operators of public motor vehicles (renewal).....	2.00	Scavengers, night.....	50.00
Liquors, malt and vinous, in amusement places (by special permit), per day..	6.00	Pawnbrokers.....	300.00	Scavengers, offal.....	100.00
Livery stables.....	10.00	Peddlers—Basket.....	10.00	Scavengers, private, per wagon.....	5.00
Lumber dealers.....	100.00	Coal, charcoal and coke..	5.00	Second-hand dealers.....	50.00
Marriage (county).....	1.50	Fish (Thursdays and Fridays only).....	15.00	Shooting galleries.....	25.00
Meat markets.....	15.50	Hand cart.....	25.00	Slaughtering, rendering, etc.	300.00
Milk dealers.....	10.00	Oil, per wagon.....	10.00	Soap factories.....	150.00
Milk peddlers, per wagon..	10.00	Pack.....	15.00	Tanneries.....	50.00
Motor bicycles and motor tricycles (wheel tax).....	3.00	Wagon, each.....	50.00	Tenders, boiler or water... 1.03	
Motor bicycles (state fee)..	2.00	Wood, per wagon.....	10.00	Tickers.....	1.00
Moving picture films, storage of.....	25.00	Plumbers, master or employing (renewal \$10.00)..	50.00	Undertakers.....	10.00
Moving picture operators (original).....	3.00	Plumbers, journeymen.....	1.00	Undertakers' assist. (permit)	5.00
Moving picture operators (renewal).....	2.00	Poulterers.....	15.00	Vehicles (wheel tax)—	
Moving picture operators (assistant).....	1.00	Public cart, horse-drawn ("express"), each.....	1.00	One-horse.....	5.00
Naturalists and swimming pools.....	15.00	Public cart, automobiles ("express").....	15.00	Two-horse.....	10.00
Nurseries, public.....	10.00	Public passenger horse-drawn vehicles (not on stands)..	5.00	Three-horse.....	15.00
		Rendering tanks, each.....	20.00	Four-horse.....	25.00
		Restaurants.....	15.00	Six (or more) horse.....	35.00
		Roofers, composition.....	10.00	Weighters, public.....	10.00
		Runners.....	25.00	Workshops.....	2.00

HOUSE NUMBER SYSTEM IN CHICAGO.

[From report of John D. Riley, superintendent of maps.]

Sept. 20, 1910, the city council passed an amendment to the house number ordinance (of Sept. 1, 1909), the effect of which was to include the downtown district in the new system of numbers, making the same complete for the entire city, the change becoming effective, so far as the downtown district was concerned, April 1, 1911.

The system is laid out on two base lines, State street dividing the east and west streets and Madison street dividing the north and south streets, the numbers being assigned on the basis of 800 numbers to each mile or 100 numbers to the prevailing city block of 660 feet or one eighth of a mile. An exception to this assignment, however, is made on the north and south streets between Madison street and 31st street, in which territory 1,200 numbers are assigned between Madison and 12th streets, 1,000 between 12th and 22d streets and 900 between 22d and 31st streets. This was necessitated by reason of the fact that it was not deemed expedient or advisable to interfere with the system of numbered streets on the south side.

The system further provides for the use of the prefixes "North," "South," "East," and "West" on all streets which either cross or are open on either side of the base lines and on all streets of numerical nomenclature, whether open on either side of the base line or not. Names of streets open only on one side of either of the base lines do not carry the prefix, the result of this being that all of the east and west streets north of North avenue, at about which point the line of State street runs into Lake Michigan, do not require the use of the prefix "West." This, of course, also applies to such streets as Plymouth court, Polk street and

all other named streets open on only one side of either of the base lines.

In the assignment of numbers in the downtown district it was not possible to have 100 numbers to each block by reason of the fact that the blocks, instead of being laid out on the basis of one-eighth of a mile or 660 feet long, are approximately only 400 feet. The assignment, however, was made in as systematic a manner as possible. On the east and west streets downtown commencing at State street and running west, we get numbers 1 and 2 at State, 50 Dearborn, 100 Clark, 150 LaSalle, 200 5th avenue, 300 Franklin, 350 Market, the terminating numbers at the river picking up those heretofore assigned on the same streets west of the river. On the east and west streets running east of State street we get numbers 1 and 2 at State, 50 at Wabash, the terminating numbers at the west side of Michigan avenue being something less than 100. On the north and south streets, going north from Madison street, we get 1 and 2 at Madison, 100 Washington, 150 Randolph, 200 Lake and 300 South Water street, the terminating numbers at the river picking up with those heretofore assigned to the same streets north of the river. Going south from Madison street on the north and south streets we commence with 1 and 2 at Madison street, 100 Monroe, 200 Adams, 300 Jackson, 400 Van Buren, 500 Congress, 800 Polk, 1000 Taylor and 1200 12th street, all of those numbers being in conformity with those for the same streets as heretofore assigned west of the river. In the business district downtown an individual number is assigned to each entrance on the street level.

GROWTH OF CHICAGO IN AREA.

Date.	Added.	Total.	Date.	Added.	Total.	Date.	Added.	Total.
	Sq. mi.	Sq. mi.		Sq. mi.	Sq. mi.		Sq. mi.	Sq. mi.
Feb. 11, 1835 (original town).....	2.550	Feb. 27, 1869.....	11.380	35.662	April 7, 1891.....	.981	180.128
March 4, 1837 (city incorporated).....	8.085	10.635	May 16, 1887.....	1.000	36.662	April 4, 1893.....	3.875	184.013
Feb. 16, 1847.....	3.375	14.010	April 29, 1889.....	7.150	43.812	Nov. 7, 1895.....	2.125	186.138
Feb. 12, 1853.....	3.988	17.998	June 29, 1889.....	126.070	169.882	Feb. 25, 1895.....	1.000	187.138
Feb. 13, 1863.....	6.284	24.282	April 1, 1890.....	1.773	171.655	April 4, 1899.....	3.500	190.638
			May 12, 1890.....	2.399	174.554	Nov. 8, 1910.....	.687	191.325
			Nov. 4, 1890.....	4.603	179.157			

The original town of Chicago in 1835 extended from Chicago avenue on the north to 12th street on the south and from Halsted street on the west to Lake Michigan on the east. When the city was incorporated in 1837 the city limits were as follows: From Lake Michigan west along Center street to North Clark street, south to North ave-

nue, west to Wood street, south to 22d street and east to the lake. The largest addition to the area of the city was made in 1889, when Lake View, Jefferson, Hyde Park and Lake were annexed. Edison Park was annexed Nov. 8, 1910. The annexation of Morgan Park in 1911 was declared illegal by the State Supreme court in 1912.

CHICAGO BASEBALL CHAMPIONSHIP.

The Cubs of the National league and the White Sox of the American league played for the 1913 baseball championship of Chicago with the following result:

WEST SIDE, OCT. 8.

Cubs.	AB.	R.	H.	TB.	BB.	SH.	SB.	P.O.	A.	E.
Leach, cf.....	5	0	3	4	0	0	0	0	1	0
Evers, 2b.....	5	0	1	1	0	0	0	5	3	0
Schulte, lf.....	4	0	0	0	0	0	0	0	0	0
Zimmerman, 3b..	5	0	1	1	0	0	0	2	3	0
Saler, 1b.....	5	2	2	5	0	0	0	12	2	0
Good, rf.....	4	2	2	5	0	0	0	1	0	0
Bridwell, ss.....	3	0	1	2	1	0	0	1	5	3
Archer, c.....	3	0	2	3	0	1	0	6	4	0
Cheney, p.....	3	0	0	0	0	0	0	0	2	0
*Williams.....	1	0	0	0	0	0	0	0	0	0
Lavender, p.....	0	0	0	0	0	0	0	0	0	0
Total.....	38	4	12	21	1	1	0	27	20	3

*Batted for Cheney in the eighth inning.

White Sox.

White Sox.	AB.	R.	H.	TB.	BB.	SH.	SB.	P.O.	A.	E.
Weaver, ss.....	5	0	2	3	0	0	0	0	4	1
Lord, 3b.....	4	1	1	2	1	0	0	0	0	0
Chase, 1b.....	2	1	0	0	1	1	0	10	0	1
Bodie, cf.....	3	1	1	2	1	0	0	2	0	0
Collins, rf.....	4	1	2	5	0	0	0	3	0	0
Chappell, lf.....	3	0	1	2	0	1	0	3	0	0
Schalk, c.....	4	2	2	5	0	0	0	3	0	0
Berger, 2b.....	3	0	1	1	0	0	0	1	3	0
Russell, p.....	4	0	1	1	0	0	0	1	2	0
Scott, p.....	0	0	0	0	0	0	0	0	1	0
Total.....	32	6	11	19	4	2	0	27	10	2

Cubs.....0 0 0 1 0 2 0 1 0 0-4
White Sox.....2 0 0 1 0 2 1 0 0-6

Two base hits—Weaver, Chappell, Schalk, Bridwell, Collins, Lord, Bodie, Archer, Leach. Three base hit—Collins. Home runs—Good, Saler. Struck out—By Cheney, Weaver, Collins, Chappell; by Lavender, Lord; by Russell, Schulte (2), Zimmerman, Good, Cheney, Archer; by Scott, Williams. Bases on balls—Off Cheney, 4; off Russell, 1. Double plays—Berger-Chase; Russell-Chase. Hits—Off Cheney, 11 in 8 innings; off Russell, 11 in 7½ innings. Hit by pitcher—By Russell, Schulte; by Cheney, Chase. Wild pitch—Russell. Time—2:08. Umpires—O'Day at plate, Sheridan on bases, Orth and O'Loughlin in outfield.

SOUTH SIDE, OCT. 9.

White Sox.	AB.	R.	H.	TB.	BB.	SH.	SB.	P.O.	A.	E.
Weaver, ss.....	6	0	1	1	0	0	0	6	7	1
Lord, 3b.....	4	1	1	1	2	0	0	3	4	0
Chase, 1b.....	6	1	1	1	0	0	0	17	2	0
Bodie, cf.....	4	2	2	2	0	1	0	2	0	0
Fournier, rf.....	1	0	0	0	0	0	0	0	0	0
Collins, rf-cf.....	6	1	2	2	0	0	0	3	0	0
Chappell, lf.....	6	0	2	2	0	0	0	3	1	0
Schalk, c.....	6	0	0	0	0	0	0	5	1	1
Berger, 2b.....	5	0	1	1	0	0	0	0	3	1
Cicotte, p.....	2	0	1	1	0	0	0	0	2	0
Benz, p.....	3	0	0	0	0	0	0	0	6	0
Total.....	49	5	11	11	2	1	0	39	26	3

Cubs.....

Cubs.	AB.	R.	H.	TB.	BB.	SH.	SB.	P.O.	A.	E.
Leach, cf.....	5	1	1	1	1	0	0	2	0	0
Evers, 2b.....	5	1	2	2	1	0	0	1	6	1
Schulte, lf.....	6	1	2	2	0	0	0	1	1	0
Zimmerman, 3b..	6	2	2	2	0	0	0	0	1	1
Saler, 1b.....	4	0	0	0	1	1	0	21	0	0
Good, rf.....	6	1	1	1	0	0	0	3	1	0
Bridwell, ss.....	3	0	0	0	3	0	0	3	5	1
Archer, c.....	4	0	2	3	1	1	0	8	1	0
Vaughn, p.....	5	0	0	0	0	0	0	0	3	0
Total.....	44	6	10	11	7	2	0	39	18	3

White Sox.....0 0 2 0 1 0 1 0 0 0 0-5
Cubs.....0 0 4 1 0 0 0 0 0 0 1-5

Two base hit—Archer. Struck out—By Cicotte, Evers, Vaughn; by Benz, Zimmerman, Saler; by Vaughn, Benz (2), Chappell, Fournier, Collins, Schalk. Bases on balls—Off Cicotte, 3; off Vaughn, 2; off Benz, 4. Double play—Lord (unassisted). Hits—Off Cicotte, 6 in 4 innings and 3 men at bat in fifth. Wild pitches—Vaughn, Benz. Time—2:55. Umpires—O'Loughlin at plate, Orth on bases, Sheridan and O'Day in outfield.

WEST SIDE, OCT. 10.

Cubs.	AB.	R.	H.	TB.	BB.	SH.	SB.	P.O.	A.	E.
Leach, cf.....	5	1	1	2	0	0	0	2	0	0
Evers, 2b.....	3	2	1	2	0	0	0	1	2	0
Schulte, lf.....	4	2	3	3	0	0	0	5	0	0
Zimmerman, 3b..	4	1	1	1	0	0	0	0	1	0
Saler, 1b.....	3	1	1	1	0	0	0	8	0	0
Good, rf.....	4	1	2	2	0	0	0	1	0	0
Bridwell, ss.....	4	0	1	1	0	0	0	2	3	0
Archer, c.....	4	0	0	0	0	0	0	8	0	0
Humphries, p.....	3	0	0	0	0	0	0	0	1	0
Total.....	34	8	10	11	3	0	0	27	7	0

White Sox.	AB.	R.	H.	TB.	BB.	SH.	SB.	P.O.	A.	E.
Weaver, ss.....	4	0	0	0	0	0	0	3	1	2
Lord, 3b.....	4	0	1	2	0	0	0	1	0	0
Chase, 1b.....	4	0	1	2	0	0	0	6	0	0
Bodie, cf.....	4	0	0	0	0	0	0	1	0	1
Collins, rf.....	3	0	1	1	0	0	0	3	0	1
Fournier, lf.....	2	0	0	0	0	1	0	1	0	0
Schalk, c.....	3	0	0	0	0	0	0	5	3	0
Berger, 2b.....	2	0	0	0	0	0	0	3	2	0
*Easterly.....	1	0	0	0	0	0	0	0	0	0
Breton, 2b.....	0	0	0	0	0	0	0	0	0	0
Scott, p.....	2	0	0	0	0	0	0	1	0	0
†Chappell.....	1	0	1	1	0	0	0	0	0	0
Lathrop, p.....	0	0	0	0	0	0	0	0	0	0
Total.....	30	0	4	6	0	1	0	24	7	5

*Batted for Berger in eighth. †Batted for Scott in eighth.

Cubs.....0 0 0 0 0 3 5 0 *-8
White Sox.....0 0 0 0 0 0 0 0 0-0
Two base hits—Chase, Lord, Leach. Struck out—By Humphries, Schalk (2), Berger, Scott, Bodie (2), Chase; by Scott, Bridwell, Zimmerman, Saler. Bases on balls—Off Scott, 3. Double play—Schalk-Lord. Hits—Off Scott, 10 in 7 innings. Hit by pitcher—By Scott, Humphries. Time—1:58. Umpires—O'Day at plate, Sheridan on bases, Orth and O'Loughlin in outfield.

SOUTH SIDE, OCT. 11.

White Sox.	AB.	R.	H.	TB.	BB.	SH.	SB.	P.O.	A.	E.
Weaver, ss.....	5	2	3	5	0	0	0	2	2	1
Lord, 3b.....	4	1	1	1	1	0	0	0	4	1
Chase, 1b.....	4	0	1	1	1	0	0	8	0	0
Bodie, cf-rf.....	4	0	1	1	0	0	0	0	0	0
Collins, rf-cf.....	4	0	1	1	0	0	0	1	0	0
Fournier, lf.....	3	0	2	2	1	0	0	4	0	0
Schalk, c.....	4	0	1	1	0	0	0	12	0	0
Berger, 2b.....	4	0	0	0	0	0	0	2	1	0
Cicotte, p.....	4	2	3	5	0	0	0	0	1	0
Total.....	36	5	13	17	3	0	0	27	9	3

Cubs.	AB.	R.	H.	TB.	BB.	SH.	SB.	P.O.	A.	E.
Leach, cf.....	5	0	0	0	0	0	0	1	1	0
Evers, 2b.....	4	0	0	0	1	0	0	2	2	0
Schulte, lf.....	4	0	0	0	1	0	0	1	1	0
Zimmerman, 3b..	5	1	1	2	0	0	0	2	1	0
Saler, 1b.....	3	0	1	3	1	0	0	9	0	0
Good, rf.....	4	0	2	2	0	0	0	1	0	0
Bridwell, ss.....	3	0	1	1	0	1	0	5	2	0
Archer, c.....	3	1	2	2	1	0	0	3	0	0
Pierce, p.....	3	0	0	0	0	0	0	0	5	0
Lavender, p.....	0	0	0	0	0	0	0	0	0	1
*Williams.....	1	0	0	0	0	0	0	0	0	0
Smith, p.....	0	0	0	0	0	0	0	0	0	0
Total.....	35	2	7	10	4	1	0	24	12	1

*Batted for Lavender in eighth.

White Sox.....0 0 0 0 1 0 3 1 *-5
Cubs.....0 1 1 0 0 0 0 0 0-2
Two base hits—Zimmerman, Cicotte (2), Weaver (2). Three base hit—Saler. Struck out—By Cicotte, Saler, Good, Pierce (2), Evers, Schulte (2), Zimmerman, Williams; by Pierce, Weaver, Collins. Bases on balls—Off Cicotte, 4; off Pierce, 3. Hits—Off Pierce, 10 in 6 innings and 4 men at bat; off Lavender, 1 in 1 inning. Time—2:20. Umpires—O'Loughlin at plate, Orth on bases, Sheridan and O'Day in outfield.

WEST SIDE, OCT. 12.

Cubs.	AB.	R.	H.	TB.	BB.	SH.	SB.	P.O.	A.	E.
Leach, cf.....	4	0	1	1	0	0	0	8	0	0
Evers, 2b.....	4	0	1	2	0	0	0	3	1	0
Schulte, lf.....	4	0	0	0	0	0	0	1	0	0

Cubs.	AB.	R.	H.	TB.	BB.	SH.	SB.	P.O.	A.	E.
Zimmerman, 3b...	4	0	0	0	0	0	0	1	2	0
Saler, 1b.....	4	0	0	0	0	0	0	13	1	0
Good, rf.....	4	0	0	0	0	0	0	0	0	0
Bridwell, ss.....	4	0	0	0	0	0	0	1	6	0
Archer, c.....	4	0	1	1	0	0	0	6	3	1
Cheney, p.....	3	0	0	0	0	0	0	0	3	0
*Miller.....	1	0	0	0	0	0	0	0	0	0

Total36 0 3 4 0 0 0 0 33 16 1
 *Batted for Cheney in eleventh.

White Sox.	AB.	R.	H.	TB.	BB.	SH.	SB.	P.O.	A.	E.
Weaver, ss.....	5	0	1	1	0	0	0	1	3	0
Lord, 3b.....	4	1	2	5	1	0	0	1	0	0
Chase, 1b.....	4	0	0	0	0	1	0	15	0	0
Bodie, cf.....	5	0	1	1	0	0	0	1	0	0
Collins, rf.....	5	1	4	6	0	0	1	3	0	0
Fournier, lf.....	5	0	1	1	0	0	1	2	0	0
Schalk, c.....	4	0	0	0	0	0	0	9	0	0
Berger, 2b.....	4	0	1	2	0	0	0	1	9	0
Benz, p.....	4	0	0	0	0	0	0	0	2	0

Total40 2 10 16 1 1 0 2 33 14 0
 Cubs0 0 0 0 0 0 0 0 0 0—0
 White Sox.....0 0 0 0 0 0 0 0 0 0 2—2
 Two base hits—Collins (2), Evers, Berger, Lord.
 Three base hit—Lord. Struck out—By Cheney, 8
 (Weaver 2, Benz 3, Chase, Berger, Bodie); by Benz,
 9 (Schulte 2, Zimmerman, Saler 2, Archer 2, Cheney,
 Good). Bases on balls—Off Cheney, 1. Time—2:02.
 Umpires—O'Day at plate, Sheridan on bases, Orth
 and O'Loughlin in outfield.

SOUTH SIDE, OCT. 13.

Cubs.	AB.	R.	H.	TB.	BB.	SH.	SB.	P.O.	A.	E.
Leach, cf.....	3	0	1	2	1	0	0	1	1	0
Evers, 2b.....	4	1	1	1	0	0	1	1	2	0
Schulte, lf.....	4	0	0	0	0	0	0	1	0	0
Zimmerman, 3b...	4	0	0	0	0	0	0	2	0	0
Saler, 1b.....	3	1	2	2	1	0	0	11	1	0
Good, rf.....	4	0	0	0	0	0	0	4	0	0
Bridwell, ss.....	4	0	2	2	0	0	0	1	3	0
Archer, c.....	4	0	3	3	0	0	0	3	1	1
Humphries, p.....	1	0	0	0	0	0	0	0	2	0
*Miller.....	1	0	0	0	0	0	0	0	0	0
Lavender, p.....	1	0	0	0	0	0	0	0	3	0
†Williams.....	1	0	0	0	0	0	0	0	0	0

Total34 2 9 10 2 0 1 24 13 1
 *Batted for Humphries in the fifth.
 †Batted for Lavender in the ninth.

White Sox.	AB.	R.	H.	TB.	BB.	SH.	SB.	P.O.	A.	E.
Weaver, ss.....	4	0	1	1	0	0	0	6	1	1
Lord, 3b.....	3	1	1	2	1	0	0	3	1	0
Chase, 1b.....	4	2	2	2	0	0	0	7	1	0
Bodie, cf.....	4	1	2	3	0	0	0	2	0	0
Collins, cf-rf.....	4	1	2	3	0	0	0	0	0	0
Fournier, lf.....	4	0	3	4	0	0	0	3	0	0
Schalk, c.....	4	0	0	0	0	0	0	5	0	0
Berger, 2b.....	4	0	0	0	0	0	0	1	5	0
Scott, p.....	3	0	0	0	0	0	0	0	2	0

Total34 5 11 15 1 0 0 0 27 10 1
 White Sox.....0 0 0 3 2 0 0 0 *—5
 Cubs0 0 0 1 0 0 0 0 1—2

Two base hits—Collins, Fournier, Lord, Bodie,
 Leach. Struck out—By Scott, Humphries, Zimmer-
 man, Miller, Good, Lavender; by Humphries, Scott;
 by Lavender, Collins. Bases on balls—Off Scott, 2;
 off Humphries, 1. Double play—Weaver-Berger.
 Hits—Off Humphries, 4 in 4 innings. Time—1:53.
 Umpires—O'Loughlin at plate, Orth on bases,
 Sheridan and O'Day in outfield.

SUMMARY.

Games won: White Sox, 4; Cubs, 2.	
Paid attendance.....	153,819
Total receipts.....	\$105,815.50
Players' share.....	36,325.12
Each club's share.....	29,454.41
National commission.....	10,581.55
Each player on the winning team received \$807.22 and each player on the losing team, \$538.15. The division of the players' pool was 60 per cent to the winners and 40 per cent to the losers.	

PREVIOUS CITY SERIES.

(Games won.)

1903—White Sox, 7; Cubs, 7.
 1905—Cubs, 4; White Sox, 1.

1906—White Sox, 4; Cubs, 2.
 1909—Cubs, 4; White Sox, 1.
 1911—White Sox, 4; Cubs, 0.
 1912—White Sox, 4; Cubs, 3.

GOLF.

WESTERN OPEN CHAMPIONSHIP.

John J. McDermott, professional, of Atlantic City won the western open golf championship on the links of the Memphis Country club Oct. 16-17, 1913, with a score of 295. Michael J. Brady of the Wollaston club, Boston, was second with 302. Championship record to date:
 1899—Will Smith (Midlothian), Glen View.
 1900—No championship meet held.
 1901—Lawrence Auchterlone (Glen View), Midlothian, 160.
 1902—Willie Anderson (Pittsfield), Euclid, 299.
 1903—Alexander Smith (Nassau), Milwaukee, 318 (72 holes).
 1904—Willie Anderson (Apawamis), Kent Country (Grand Rapids, Mich.), 304.
 1905—Arthur Smith (Columbus, O.), Cincinnati, 278.
 1906—Alexander Smith (Nassau), Homewood, 306.
 1907—Robert Simpson (Omaha), Hinsdale, Ill., 307.
 1908—Willie Anderson (Onwentsia), St. Louis, 299.
 1909—Willie Anderson (St. Louis), Chicago, 288.
 1910—Charles Evans, Jr. (Edgewater), Chicago, 151 (36 holes).
 1911—Robert Simpson (Kenosha), Grand Rapids, 146 (36 holes).
 1912—Macdonald Smith (Del Monte, Cal.), Idlewild, Chicago, 299.
 1913—John J. McDermott (Atlantic City), Memphis, 295.

WESTERN AMATEUR CHAMPIONSHIP.

Warren K. Wood of the Homewood Country club, Chicago, won the championship in the fifteenth annual tournament of the Western Golf association on the links of the Homewood Country club July 19-26, 1913. His opponent in the thirty-six hole final was Ned Allis of Milwaukee, Wis., whom he defeated 4 up, 3 to play. Championship record to date:
 1899—David R. Forgan (Onwentsia); Glen View, 6 up.
 1900—Wm. Waller (Onwentsia), Lake Forest, 1 up.
 1901—Phelps B. Hoyt (Glen View), Midlothian, 6 up.
 1902—H. C. Egan (Exmoor), Wheaton, 1 up.
 1903—Walter E. Egan (Exmoor), Cleveland, 1 up.
 1904—H. C. Egan (Exmoor), Highland Park, 6 up, 5 to play.
 1905—H. C. Egan (Exmoor), Glen View, 3 up, 2 to play.
 1906—D. E. Sawyer (Wheaton), Glen Echo, 5 up, 4 to play.
 1907—H. C. Egan (Exmoor), Wheaton, 5 up, 4 to play.
 1908—Mason Phelps (Midlothian), Rock Island, 6 up, 5 to play.
 1909—Charles Evans, Jr. (Edgewater), Flossmoor, 1 up.
 1910—Mason Phelps (Midlothian), Minikahda, 2 up, 1 to play.
 1911—Albert Seckel (Riverside), Detroit, 8 up, 7 to play.
 1912—Charles Evans, Jr. (Edgewater), Denver, 1 up.
 1913—Warren K. Wood (Homewood), Homewood, 4 up, 3 to play.

WESTERN WOMEN'S CHAMPIONSHIP.

Miss Myra Helmer of the Midlothian club, Chicago, won the eleventh annual championship tournament of the Women's Western Golf association, held on the links of the Memphis Country club at Memphis, Tenn., Sept. 23-27, 1913. Her opponent in the final round was Miss Ruth Chisholm of Cleveland, O., whom she defeated 5 up and 3 to play. Record of event:
 1901—Miss Bessie Anthony (Glen View), Onwentsia, 3 up, 1 to play.
 1902—Miss Bessie Anthony (Glen View), Onwentsia, 1 up.
 1903—Miss Bessie Anthony (Glen View), Exmoor, 3 up, 2 to play.
 1904—Miss Frances Everett (Exmoor), Glen View, 1 up.
 1905—Mrs. Charles L. Dering (Midlothian), Homewood, 4 up, 2 to play.

ALFRED L. BAKER & CO.

Bankers and Brokers

MEMBERS

New York Stock Exchange

Chicago Stock Exchange

Chicago Board of Trade

141 S. LA SALLE STREET

THE ARNOLD COMPANY

ENGINEERS - CONSTRUCTORS
ELECTRICAL - CIVIL - MECHANICAL
105 SOUTH LA SALLE STREET
CHICAGO

BION J. ARNOLD, President

REPORTS:

Valuations of public utilities for rate cases and franchise negotiations. Reports and estimates on engineering projects.

ENGINEERING:

Specifications and plans for complete properties, railroad shops, industrial plants, irrigation projects, hydro-electric properties, interurban railway systems.

CONSTRUCTION:

Creation of complete properties, supplementing report and engineering work with the purchase and installation of all materials and equipment necessary for the construction and preliminary operation of the finished plant—all under one contract agreement.

1906—Mrs. Charles L. Dering (Midlothian), Exmoor, 1 up.
1907—Miss Lillian French (Windsor), Midlothian, 1 up.
1908—Mrs. W. Frances Anderson (Hinsdale), St. Louis Country club, 3 up, 2 to play.
1909—Miss Vida Llewellyn (LaGrange), Homewood, 6 up, 5 to play.
1910—Mrs. Thurston Harris (Westward Ho), Skokie, 3 up, 2 to play.
1911—Miss Caroline Painter (Midlothian), Midlothian, 3 up, 2 to play.
1912—Miss Caroline Painter (Midlothian), Hinsdale, 1 up.
1913—Miss Myra Helmer (Midlothian), Memphis, 5 up, 3 to play.

OLYMPIC CUP.

The Western Golf association team, consisting of Charles Evans, K. P. Edwards, Warren K. Wood and W. I. Howland, won the Olympic cup on the links of the Homewood Country club, July 19, 1913, with a score of 628. The Intercollegiate Golf association team was second with 669 and the Wisconsin Golf association team third with 680. Winners of event to date:

1905—At Chicago, Western P. A., 655.
1906—At St. Louis, Western G. A., 635.
1907—At Cleveland, Metropolitan G. A., 641.
1908—At Rock Island, Western G. A., 632.
1909—At Chicago, Western G. A., 623.
1910—At Minneapolis, Western G. A., 615.
1911—At Detroit, Western G. A., 606.
1912—At Chicago, Western G. A., 622.
1913—At Chicago, Western G. A., 628.

HOLE OF 306 YARDS IN ONE STROKE.

What was claimed to be a world's record was made by Ned Allis of Milwaukee, Wis., when with one stroke he put the ball into the first hole 306 yards away. This feat was accomplished July 22, 1913, on the course of the Homewood Country club, Chicago, during the qualifying race for the western amateur golf championship. His drive had a slight hook and the ball rolled over the green and into the cup, the flag being out.

The amateur record was afterward claimed for John G. Anderson of Newton, Mass., who on Sept. 23, 1908, ran down a 328-yard drive from the tee to the sixteenth green on the course of the Brae Burn Country club.

BOWLING.

ILLINOIS STATE CHAMPIONSHIP.

The sixteenth annual Illinois State Bowling association tournament was held in Chicago April 13-May 6, 1913. The five-man event was won by the Concordia Reds with a score of 2,878. The two-man event was won by James Stevens and John Rosendal with a score of 1,243. The individual event went to A. Lutz, who made 721 points, while Al Toemmel won the all-events medal with a score of 1,877. Record in each event to date:

FIVE-MAN TEAMS.	
	Score.
1898—Interclub league, Chicago.....	2,425
1899—Interclub league, Chicago.....	2,551
1900—Chicago league, Chicago.....	2,574
1901—Chicago league, Chicago.....	2,944
1902—Chicago league, Chicago.....	2,900
1903—South Chicago league, Chicago.....	2,875
1904—Chicago league, Chicago.....	2,853
1905—West Side Business Men's league, Chicago.....	2,855
1906—Bensingers, Chicago.....	2,882
1907—Lake View league, Chicago.....	2,920
1908—Howard Majors, Chicago.....	2,857
1909—Lincolns No. 1, Chicago.....	2,960
1910—Lipmans, Chicago.....	2,977
1911—Chalmers-Detroits.....	2,865
1912—Bruck's league, Chicago.....	2,884
1913—Concordia Reds.....	2,878

TWO-MAN TEAMS.

1904—O. W. Schmidt-H. Steers.....	1,269
1905—P. Ward-D. McGuire.....	1,216
1906—C. H. Wood-F. Bartsch.....	1,270
1907—F. Bomer-G. Bomer.....	1,223
1908—Jack Hoffenkamp-H. Glassner.....	1,339
1909—J. J. Zust-W. P. Gomph.....	1,249
1910—Phil Wolf-Jack Reilly.....	1,218

1911—Louis Levine-Fred Bliss.....	1,269
1912—Harry Ruth-Fred Collins.....	1,256
1913—James Stevens-John Rosendal.....	1,243

INDIVIDUALS.

1898—W. B. Hanna, Chicago.....	*172 5-6
1899—H. E. Shepard, Chicago.....	*190
1900—W. V. Thompson, Interclub.....	*197 11-12
1901—Fred Worden, Anderson.....	*201 7-9
1902—J. E. Berlin, Sheridan.....	*201 7-9
1903—Fred Worden, Star.....	643
1904—Andrew Hall, Chicago.....	630
1905—R. Wienold, Monroe.....	711
1906—James Foley, Union.....	662
1907—C. Heitschmidt, Lake View.....	649
1908—Dan Ward, Toetsell.....	687
1909—Otto A. Kupfer, Southwest.....	678
1910—Andrew Hall, Chicago.....	725
1911—Arthur Anderson, Lake View.....	665
1912—George Haug, Chicago.....	671
1913—Arthur Lutz, Berghoffs.....	721

ALL EVENTS.

1904—H. Steers, Chicago.....	1,803
1905—Al Toemmel, Chicago.....	1,769
1906—D. Woodbury, Chicago.....	1,826
1907—August Trapp, Chicago.....	1,851
1908—Eddie Meyer, Indianapolis.....	1,854
1909—Sylvester A. Murray, Chicago.....	1,841
1910—Phil Wolf, Chicago.....	1,836
1911—W. V. Thompson, Chicago.....	1,882
1912—Fred Collins, Chicago.....	1,826
1913—Al Toemmel, Chicago.....	1,877

*Averages.

Illinois Bowling Association Officials (1913)—President, Oscar W. Schmidt, Chicago; first vice-president, David Luby, Chicago; secretary, J. C. Mueller, Chicago; treasurer, Gus Burkhardt, Chicago.

CHICAGO CHAMPIONSHIP RECORD.

FIVE-MAN TEAMS.

1904-5—Hoffmanns.....	2,885
1905-6—Kloempkens.....	2,874
1906-7—Quirk No. 1.....	2,890
1907-8—Eclipse.....	2,827
1908-9—Lederers.....	2,865
1909-10—Boller, Pianos.....	2,961
1910-11—Seng's Springs.....	2,899
1911 (December)—Goodfriends.....	2,990
1912—El Utilas.....	2,960

TWO-MAN TEAMS.

1904-5—Meyer-Peterson.....	1,283
1905-6—Faetz-Schnelder.....	1,221
1906-7—Woodbury-Stolke.....	1,246
1907-8—Edlman-Weeks.....	1,240
1908-9—Pelfer-Steers.....	1,250
1909-10—Flenner-Collier.....	1,298
1910-11—Nelson-Metcalf.....	1,303
1911 (December)—Blouin-Rolfe.....	1,312
1912—Toemmel-Kelly.....	1,310

INDIVIDUALS.

1904-5—George A. Rost.....	671
1905-6—Robert Wienold.....	659
1906-7—James Hartwell.....	678
1907-8—Charles Nelson.....	684
1908-9—E. D. Pelfer.....	659
1909-10—H. A. Walker.....	697
1910-11—R. Kirch.....	676
1911 (December)—Ned Nelson.....	711
1912—Joe Shaw.....	674

ALL EVENTS.

1905—Eddie Meyer.....	1,845
1906—Matt Faetz.....	1,876
1907—D. Woodbury.....	1,957
1908—James Blouin.....	1,912
1909—Charles Langmeyer.....	1,892
1910—H. A. Walker.....	1,942
1911—A. Toemmel.....	1,902
1911 (December)—Ned Nelson.....	1,870
1912—Al Toemmel.....	1,843

ATHLETICS.

CENTRAL A. A. U. CHAMPIONSHIPS.

The Chicago Athletic association won the Central Amateur Athletic union contests June 21, 1913, on N. Western field, Evanston, Ill., scoring a total of 88 points. The University of Michigan was second with 15 points, while the University of Chicago and the Illinois Athletic club were tied for third

Geo. H. Burr & Co.
BANKERS

Commercial Paper

Bonds

209 S. LA SALLE STREET, CHICAGO

NEW YORK

BOSTON

ST. LOUIS

PHILADELPHIA

SEATTLE

SAN FRANCISCO

THE KETLER-ELLIOTT ERECTION CO.
CONTRACTORS
BRIDGES, BUILDINGS, ROOFS AND VIADUCTS
CHICAGO

place with 11 each. Five Central A. A. U. records were bettered. George Waage of the Illinois A. C. ran a mile in 4:32%; J. Mucks of the Chicago A. A. threw the discus 140 feet 7 inches; Garnett Wykoff ran two miles in 9:53%; A. W. Kohler of the University of Michigan heaved the shot 44 feet 9/4 inches, and Charles Cory of the C. A. A. got a mark of :24% in the 220-yard low hurdle race. C. B. Haaf of the University of Michigan equaled the quarter-mile record of :50%.

WESTERN A. A. U. CHAMPIONSHIPS.

The Kansas City Athletic club won the Western A. A. U. track meet at St. Louis June 21, 1913, with 78 points. The Missouri A. C. was second with 63 points and the Hibernian A. C. third with 10 points. In the 880-yard run Porter Craig of the Kansas City team made a record of 1:58%, bettering the old western mark by :01%.

CENTRAL AMATEUR ATHLETIC UNION.

The Chicago Athletic association team won the Central Amateur Athletic union indoor track and field championships at a tournament held in the 1st regiment armory, Chicago, March 1, 1913, with a total of 51 points. The Illinois Athletic club was second with 22 points, Notre Dame third with 14, Oak Park high school fourth with 5, Illinois university fifth with 5 points and the First Regiment Athletic association sixth with 1 point. Ira Davenport, running under the I. A. C. colors, made a record of 1:58% for the half mile, and the C. A. A. team established a new mark of 3:28% for the mile open relay.

INTERNATIONAL GAMES IN CHICAGO.

International athletic games and exhibitions, similar to those at the quadrennial Olympic meets, took place in a stadium in Grant park, Chicago, June 28-July 6, 1913. One of the features was the Marathon race of 25 miles 50 yards, which was won by William J. Kennedy of the Illinois Athletic club in 3:05:20. The national interscholastic track and field meet was won by the Oak Park (Ill.) high school team with 44 points. The national intercollegiate track and field meet was won by the University of Michigan with 16 points. Southern California was second with 15 points and the University of Chicago was third with 13 points. The track was soft and no records were broken. The decathlon prize was won by Harry Goelitz of the Oak Park (Ill.) high school and the pentathlon by Charles Cooke of the Chicago Athletic association. In the archery competition E. J. Rendtorff of Lake Forest, Ill., scored 179 hits and 1,169 points in the double American round, beating all previous records. Mrs. S. P. Fletcher was the victor in the women's archery events.

Bart Lewis of Chicago took the international target championship with a score of 98 out of 100. The international professional title at 300 targets from 18 yards was won by Fred Bills of Chicago with a score of 291. In addition to the field and track events there were exhibition drills of various kinds, calisthenics, dancing and singing. The results of the National A. A. U. championships, the boy scouts' relay run, basket ball contest and the national amateur wrestling matches are given elsewhere.

UNIVERSITY OF CHICAGO INTERSCHOLASTIC.

The twelfth annual interscholastic athletic meet of the University of Chicago took place on Marshall field June 7, 1913. The Oak Park (Ill.) high school won with 26 points; University High of Chicago was second with 19% and Ukiah of California was third with 15. C. Hoyt of Greenfield, Iowa, ran 100 yards in :09%, equaling the American record. Winners and records:

- 100-yard dash—C. Hoyt, Greenfield, Iowa; :09%.
- 220-yard dash—C. Hoyt, Greenfield, Iowa; :21%.
- 440-yard run (A)—Shiverick, Chicago (University High); :53%.
- 440-yard run (B)—F. Stager, Lake Forest, Ill.; :53%.
- 890-yard run (A)—W. Cummings, Hector, Iowa; 2:08%.
- 890-yard run (B)—J. Allenby, Ukiah, Cal.; 2:09%.
- 1-mile run—G. Tenney, Des Moines, Iowa; 4:46%.
- 2-mile run—C. Kraft, Oak Park, Ill.; 10:29%.

- 120-yard high hurdles—H. Goelitz, Oak Park, Ill.; :15%.
- 220-yard low hurdles—C. Cory, Chicago (University high); :24%.
- Running high jump—Shepard, Chicago (Hyde Park); 5 ft. 8 in.
- Running broad jump—J. Irish, Oak Park, Ill.; 24 ft. 4 in.
- Discus throw—H. Goelitz, Oak Park, Ill.; 107 ft.
- 12-lb. shot-pn—E. Coughley, Ukiah, Cal.; 43 ft. 3 in.
- 12-lb. hammer—F. Bedell, Iowa City, Iowa; 158 ft. 1 1/2 in.
- Pole vault—F. Foss, Chicago (University high); 11 ft. 9 in.
- 440-yard relay—Evanston (Ill.) academy; :45.

OTHER INTERSCHOLASTIC MEETS.

- University of Michigan, May 24—Won by University high school, Chicago with 25 1/2 points; Lewis institute, second, 18 1/2; Evanston academy, third, 16 1/2.
- Northwestern university, May 31—Won by West Division high school, Milwaukee, with 27 points; Castle Heights, Lebanon, Tenn., second, 17; New Trier, third, 13.

CONFERENCE INDOOR MEET.

Wisconsin won the third annual indoor track and field meet of the Western Intercollegiate Athletic association, held in Patten gymnasium, Evanston, Ill., March 29, 1913, with 33 1/4 points. Illinois was second with 33, Chicago third with 18%, Northwestern fourth with 16%, Iowa fifth with 6 and Purdue sixth with 1 1/4 points. Capt. Gold of Wisconsin set a new world's indoor pole vault mark of 12 feet 8 inches. Record of conference indoor championship:

Year.	University.	Points.
1911—Chicago	36
1912—Illinois	31
1913—Wisconsin	33 1/4

YACHTING.

THE LIPTON CUP.

The twelfth contest for the silver cup donated by Sir Thomas Lipton to the Columbia Yacht club of Chicago, to be competed for annually by 21-foot cabin class yachts, took place Aug. 14, 15 and 24, 1913, on Lake Michigan at Chicago. The first race was over a triangular course of eighteen miles; the second over a windward and leeward course of twelve miles and the fourth over a quadrangular course of twelve miles. Edith II. of the Jackson Park Yacht club won the first race; the second race was a tie between Susan II. of the Chicago Yacht club and Cherry of the Jackson Park Yacht club; Susan II. won the third and deciding race and with it the Lipton cup.

RECORD OF WINNERS.

- 1902—La Rita, Chicago.
- 1903—La Rita, Chicago.
- 1904—St. Claire, Detroit.
- 1905—St. Claire, Detroit.
- 1906—Cherry Circle, Chicago.
- 1907—Cherry Circle, Chicago.
- 1908—Chicago, Chicago.
- 1909—Spray, Chicago.
- 1910—Spray, Chicago.
- 1911—Columbia, Chicago.
- 1912—Susan II., Chicago.
- 1913—Susan II., Chicago.

THE LIPTON TROPHY.

The fourth race for the special trophy donated by Sir Thomas Lipton was sailed over a triangular course of fifteen miles on Lake Michigan, off Chicago, July 5, 1913. The winner was James O. Heyworth's Polarix, which covered the distance in 1:45:50 corrected time. Record of ever t:

Winner.	Time.	Winner.	Time.
1910—Valmore	...3:24:10	1912—Michigaco	...2:45:05
1911—Valmore	...2:35:28	1913—Polarix	...1:45:50

SIR JOHN NUTTING CUP.

RECORD OF WINNERS.

- 1906—Pequod.
- 1907—Pequod.
- 1908—No race.
- 1909—Sand Bab.
- 1910—Invader.
- 1911—Invader.
- 1912—Invader.
- 1913—No race.

Edward P. Russell

Walter S. Brewster

C. L. Peniston

Russell, Brewster & Company

Successors to
Edward L. Brewster & Co.

BANKERS AND BROKERS

116 WEST ADAMS STREET, CHICAGO

New York Office
111 Broadway

Members New York Stock Exchange
Members of Chicago Stock Exchange

We shall be glad to furnish circulars and information
regarding attractive tax-exempt and other securities.

A. G. BECKER & CO.

INCORPORATED

COMMERCIAL PAPER

S. W. Corner La Salle and Monroe Streets

CHICAGO

MICHIGAN CITY RACE.

Distance, 32.1 nautical miles.

The Columbia Yacht club's annual race from Chicago to Michigan City was sailed June 14, 1913. The time prize was won by W. W. Shaw's schooner Valmore in 3:31:54 corrected time. Its elapsed time was 3:32:10. The Polarls was second in 3:40:40. The class winners with time of each follow:
 20-foot sloops—Rascal, J. P. Y. C., 3:54:44.
 25-foot sloops—Wenonah II., Col. Y. C., 3:56:42.
 30-foot (B) sloops—Kayoshk, Col. Y. C., 4:34:03.
 30-foot (A) sloops—Chloris, J. P. Y. C., 3:37:11.
 21-foot raceabouts—Invader, Col. Y. C., 3:51:34.
 21-foot cabin class—Edith II., Col. Y. C., 3:50:28.
 35-foot sloops—Michigan, Col. Y. C., 4:04:11.
 65-foot schooners—Valmore, Col. Y. C., 3:31:54.
 Small schooners—Natanat, Col. Y. C., 4:39:53.

HARBOR SPRINGS CUP.

The Chicago Yacht club's tenth annual long distance race was sailed July 13-17, 1913, the goal being Petoskey, Mich. The first leg was from Chicago to Milwaukee, the second Milwaukee to Onekampa, Mich., and the third from Onekampa to Petoskey. The proposed fourth leg from Petoskey to Mackinac was called off. The Harbor Springs cup, the principal prize of the race, was won by James O. Heyworth's class P sloop Olympian on time allowance, though the Polarls finished first on the final leg. The winning boat led by a margin of 18:15 corrected time for the whole race. The goal until 1911 was Mackinac Island and in 1912 it was Harbor Springs, Mich. Winners of the event to date:

1904—Vencedor.	1909—Valmore.
1905—Mistral.	1910—Valmore.
1906—Vanadis.	1911—Mavourneen.
1907—Vencedor.	1912—Polarls.
1908—Valmore.	1913—Olympian.

The best record to Mackinac Island, 28:21:51 for the 331 miles, was made by the Mavourneen in 1911.

INLAND LAKES REGATTA.

In the Inland Lakes Yachting association regatta on Lake Winnebago at Oshkosh, Wis., Aug. 18-21, 1913, Dr. O. L. Schmidt's Senta won the championship. Kathryn II. was second. In class C Edith of the Butte des Morts club was the winner. Natamah took the class B championship.

Dr. O. L. Schmidt of Chicago was elected president of the association.

FELKER CHALLENGE CUP.

The annual race for the Felker challenge cup was sailed on Lake Winnebago, Wis., Aug. 16, 1913, and was won by Troubadour II. Kathryn II. was the winner in 1912.

POWER-BOAT RACING.

CHICAGO-MICHIGAN CITY.

June 14, 1913. Distance, 32.1 nautical miles.

Boat.	Start.	Corrected time.
Wee Wee.....	12:15:00	6:01:15
Francesca.....	1:36:17	6:06:30
J. V. Clarke.....	2:49:17	6:07:05
Avis.....	2:08:09	6:15:20
Fennwood.....	1:41:17	6:15:19
Fearnought.....	2:15:00	6:25:50
Fleur de Lis.....	2:08:09	6:51:55

SWIMMING.

CHICAGO CHAMPIONSHIPS.

The first annual Chicago swimming championships were held in connection with the water carnival on Lake Michigan Aug. 24, 1913. The swimmers representing the Illinois Athletic club scored 57 points, the Chicago Athletic association 30 and the University of Chicago 2. The races were held inside of the breakwater at the foot of Harrison street. No official time was announced, as the distances were made somewhat uncertain by the instability of the markers in the rough water. The winners of the chief events were:

- 50 yards—K. Huszagh, C. A. A.
- 100 yards—K. Huszagh, C. A. A.
- 150 yards, back stroke—H. J. Hebner, I. A. C.

- 200 yards, breast stroke—Smith Taylor, C. A. A.
- 220 yards—Perry McGillivray, I. A. C.
- 1 mile—M. McDermott, I. A. C.
- 440 yards—H. J. Hebner, I. A. C.
- 880 yards—A. C. Raitheil, I. A. C.
- 400-yard relay—I. A. C. team.

CENTRAL A. A. U. CHAMPIONSHIPS.
INDOOR.

- The Central Amateur Athletic union's championship swimming contests in 1913 resulted as follows:
 50-yard swim—Won by A. C. Raitheil, I. A. C., in the I. A. C. tank, Chicago, Jan. 9. Time, :25.
 150-yard back stroke—Won by H. J. Hebner, I. A. C., in I. A. C. tank, Jan. 9. Time, 1:50:00 (world's record)
 1-mile swim—Won by Perry McGillivray, I. A. C., in I. A. C. tank, Jan. 9. Time, 24:54:57.
 100-yard swim—Won by A. C. Raitheil, I. A. C., in I. A. C. tank, Feb. 6. Time, :55.
 440-yard swim—Won by Perry McGillivray, I. A. C., in I. A. C. tank, Feb. 6. Time, 5:31:36.
 200-yard breast stroke—Won by Michael McDermott, unattached, in I. A. C. tank, Feb. 6. Time, 2:47:75.
 160-yard relay—Won by I. A. C. team (W. C. Woodward, Perry McGillivray, A. C. Raitheil, E. E. McGillivray), in I. A. C. tank, Feb. 6. Time, 1:17:75 (world's record).
 ½-mile swim—Won by Perry McGillivray, I. A. C., in I. A. C. tank, March 6. Time, 11:45:75.
 220-yard swim—Won by A. C. Raitheil, I. A. C., in I. A. C. tank, March 6. Time, 2:31:36.
 Fancy diving—Won by Charles Wohfeld, I. A. C., in I. A. C. tank, March 6, with 177½ points.

OUTDOOR.

- The Central A. A. U. championship outdoor swimming events were contested at Put-in-Bay, O., Aug. 27, 28, 1913, with the following results:
 100 yards—Won by A. C. Raitheil, I. A. C., Chicago, Ill.
 100 yards, juniors—Won by E. J. O'Connor, Cleveland, O.
 200 yards, breast stroke—Won by Michael McDermott, I. A. C., Chicago, Ill.
 850 yards—Won by Michael McDermott, I. A. C., Chicago, Ill.
 Fancy diving, men—Won by Charles Wohfeld, I. A. C., Chicago, Ill.
 Fancy diving, women—Won by Miss Elsie M. Hanneman, Bath Beach, N. Y.

CHICAGO RIVER SWIM.

The sixth annual Chicago river swim took place Aug. 16, 1913, over a course approximately 2 miles long, beginning at a point in Lake Michigan off Harrison street to the Wells street bridge. The contest was under the auspices of the Illinois Athletic club. Perry McGillivray of the I. A. C. was first in 46:54; M. McDermott, I. A. C., second in 48:32; and A. C. Raitheil, I. A. C., third in 49:42. Record of event:

Year and winner.	Time.
1908—S. C. Jensen, I. A. C.....	44:41:75
1909—H. J. Handy, I. A. C.....	38:12:75
1910—Perry McGillivray, I. A. C.....	35:03
1911—Joseph Steger, unattached.....	43:21
1912—W. B. Vosburgh, Univ. of Illinois.....	1:03:22
1913—Perry McGillivray, I. A. C.....	46:54:75

NOTE—Prior to 1912 the course used was about 1½ miles in length; in 1912 it was 2¾ miles and in 1913 2 miles.

WILSON BEACH RACE.

Perry McGillivray of the Illinois Athletic club won the ninth annual swim from the Lake View crib to Wilson beach, Chicago, Aug. 2, 1913, covering the distance of approximately 2 miles in 54:20. A. C. Raitheil and M. McDermott of the same club were second and third respectively in 55:02 and 55:20. Winners of event to date:

Year and winner.	Time.
1906—H. J. Handy, I. A. C.....	1:09:00
1907—L. Chiville, Y. M. C. A.....	1:17:00
1908—H. J. Handy, I. A. C.....	1:12:00
1909—W. S. Merriam, M. C., Indianapolis.....	52:25
1910—M. McDermott, C. Y. M. C. A.....	1:06:25
1911—M. McDermott, C. A. A.....	1:04:27
1912—L. Chiville, I. A. C.....	1:00:46½
1913—Perry McGillivray, I. A. C.....	54:20

HENRY H. WALKER

THOMAS H. WILLIS

HENRY H. WALKER & CO.**FIRST MORTGAGE LOANS****RIVER FRONTAGE, ALSO LARGE TRACTS ON BELT LINE***Money Advanced for Building***TACOMA BUILDING****TELEPHONES: MAIN 286 AND AUTOMATIC 31-911.*****Do You Need Insurance Service?***

The services of our experts in fire prevention engineering, inspection, and underwriting are free to those who appreciate specialized and modern treatment of insurance. This service means the best protection at the lowest rates.

*"The Agency with a Service Program."***FRED S. JAMES & CO.****All Branches of Insurance****INSURANCE EXCHANGE, CHICAGO****Telephones—Wabash 3967, Automatic 51-663****E. C. & R. M. SHANKLAND
CIVIL ENGINEERS****R. E. PINGREY
ARCHITECT****·THE ROOKERY, CHICAGO****PHONES: Randolph 2020—Auto. 44899*****HENRY ERICSSON COMPANY***
GENERAL CONTRACTORS**139 N. CLARK STREET****SUITE 1720 CITY HALL SQUARE BUILDING****MASONRY A SPECIALTY****CHICAGO**

MILWAUKEE RIVER SWIM.

Perry McGillivray of the Illinois Athletic club, Chicago, won the annual Milwaukee river swim of 1½ miles, Aug. 9, 1913, making the distance in 43:17. A. C. Raithe and M. McDermott, also of the I. A. C., were second and third respectively.

CENTRAL A. A. U. RECORDS.

40 yards—1:9, A. C. Raithe, I. A. C.
100 yards—56½, K. Huszagh, C. A. A.
220 yards—2:31, P. McGillivray, I. A. C.
440 yards—5:50, H. J. Handy, I. A. C.
600 yards—6:15½, Perry McGillivray, I. A. C.
880 yards—12:04½, H. J. Handy, I. A. C.
1 mile—24:43½, H. J. Handy, I. A. C.
100 yards, back stroke—1:12½, H. J. Hebner, I. A. C.
150 yards, back stroke—1:50½, H. J. Hebner, I. A. C.
100 yards, breast stroke—1:17½, H. J. Handy, I. A. C.
Plunge for distance—65 feet 10 inches, C. L. Brown, I. A. C.
Under water swim—320 feet, E. P. Swatek, I. A. C.
160 yards, relay—1:18½, I. A. C. team (H. J. Hebner, P. McGillivray, A. C. Raithe, T. Winans).
100 yard medley swim—1:10½, H. J. Hebner, I. A. C.
Fancy diving—F. A. Bornemann, C. A. A., and G. Gaidzik, C. A. A.

SKATING.**ILLINOIS CHAMPIONSHIPS.**

In the Illinois state championship events at Humboldt park, Chicago, Jan. 12, 1913, Robert McLean carried off the honors, W. E. Gunderson taking second place. Summary:

1 mile—Won by McLean; Gunderson, second, W. O. Simonson, third. Time, 2:50 (new state record).
½ mile—Won by McLean; Gunderson, second; Simonson, third. Time, 1:15½.
2 miles—Won by McLean; Gunderson, second; Thomas Norman, third. Time, 6:15½.

CHICAGO CHAMPIONSHIP.

Robert McLean, international ice skating champion, won the mile and half-mile Chicago city championships Feb. 16, 1913, in 3:36½ and 1:30½. Harry Kaad won the two-mile championship in 6:48½.

In the Slepner A. C. skating Derby at Humboldt park Jan. 5, 1913, Robert McLean won the 1-mile race for the Nestor Johnson trophy in 3:05, giving him permanent possession of the prize.

Western Skating Association—Honorary president, Allen I. Blanchard; president, Dr. Harold H. Hayes, Illinois Athletic club, Chicago; first vice-president, Henry H. Erland, Illinois Athletic club, Chicago; second vice-president, P. J. Sjolte, Slepner Athletic club, Chicago; secretary-treasurer, Julian T. Fitzgerald, 2858 West Madison street, Chicago. Board of control: Otto J. Krejci, Carl Carlson, Dr. G. K. Herman, Nestor Johnson, Roy E. Davis, William Hackett, S. Huseby, George Anson, Nicholas Halvorsen, Dr. M. J. Latimer, Hugh Baker, Dr. Harold H. Hayes, Henry H. Erland, P. J. Sjolte, Julian T. Fitzgerald.

SHOOTING.**GRAND CHICAGO HANDICAP.**

The fourth annual Grand Chicago handicap shoot took place on the grounds of the Chicago Gun club June 14-15, 1913. J. F. Caldwell of Concordia, Kas., was the victor, with a score of 93 out of 100. He shot from the 21-yard mark. Harris Kenniscott, C. Clark and Schook divided second place honors with 86 hits each. Kenniscott shot from the 20-yard mark, Clark from 22 yards and Schook from 17 yards.

Grand Chicago handicap winners to date:
1912—Albert Southard, Pecatonica, Ill..... 94
1911—W. F. Riley, Chicago, Ill..... 93
1912—Henry Carstens, Lowell, Ind..... 93
1913—J. F. Caldwell, Concordia, Kas..... 93

ILLINOIS STATE SHOOT.

The thirty-seventh annual state shoot of the Illinois State Sportsmen's association took place at Peoria May 26-29, 1913. In the preliminary practice event at 100 yards, J. Graham, professional, was high with 98 hits. Mark Airie and Lon Hall

led the amateurs with 96 out of 100. J. P. Graham of Chicago won the Chicago Board of Trade diamond badge and the state championship title in a shoot-off with T. Hall and Voorhees, following a tie score of 96. Ditto won the Jefferson trophy with a score of 49 out of 50, defeating Stannard, who had the same score, in the shoot-off. The special professional championship was won by Cadwallader and the amateur by Hall. The high guns of the tournament as a whole were George Crosby and Bart Lewis with 383 each.

PRE-OLYMPIC SHOOT.

In the shooting tournament held in connection with the international or "Olympic" games in Chicago, July 3-5, 1913, the winner of the amateur championship was Bart Lewis of Auburn, Ill. He was tied at 94 with H. H. Logan of Chicago, but won the shoot-off at 22 targets with a score of 22 to his opponent's 19. The international team championship, teams of five men, was won by the Chicago Gun club's team No. 1. The professional championship was won by Fred Billis of Chicago with a total score of 291 out of a possible 300.

INTERSTATE TOURNAMENT.

At the interstate tournament held at Chicago May 18, the amateur individual championship was won by J. Kammermann of Grant Park, Ill., with a score of 98 out of 100 targets from the 16-yard mark. The professional championship was won by Jay Graham of Long Lake, Ill., with a score of 96. The teams championship was won by the Lowell (Ind.) Gun club with a score of 455.

MOTORING.**By C. G. Sinsbaugh,
CHICAGO COMPETITIONS.**

Formerly Chicago used to have a very busy summer in a contest way, but 1913 was an exception. The Chicago Motor club was forced to abandon all its classics because of the inability to secure entries—the Algonquin hill climb, the fuel tests and the annual reliability. The Algonquin defection was to be regretted, for the Chicago hill climb had been run for seven consecutive years. The Chicago Motor club ran off only two events—both of them team matches—but neither was a success. In May the C. M. C. and the Illinois Athletic club participated in a team match to Indianapolis and return, but half the two teams scratched on the home journey, so the results were hard to compile, although the decision was given to the C. M. C. The Banta trophy trade vs. amateur match in the fall also fizzled because threatening weather scared out all but three cars—two on the amateur side and one on the trade. The match went to the amateurs.

The Chicago Automobile club repeated its Elgin success, staging only two road races, instead of five. The meet was held in August, the first day's race, the Chicago Automobile club cup, formerly the Cobe trophy, being won by Ralph De Palma in a Mercer. The Elgin National trophy was won by Gil Anderson in a Stutz, who broke the course record by averaging 71.5 miles per hour for 305 miles. A larger crowd than ever before attended and as a result the Elgin Automobile Road Race association was able to declare a 10 per cent dividend.

The Chicago Automobile club and the Chicago Athletic association again clashed in two team matches. The summer run, or the "regular inter-club," went to Waukesha, Wis., and return, the Cherry Circle again winning. In the fall, however, when the two clubs went to Hudson Lake, Indiana, and return, a one-day event, the Chicago Automobile club captured both cups—the Allen Ray trophy for having the fewest penalties and the Carleton White for the greater number of perfect scores. Mayor Carter H. Harrison of Chicago participated as a guest.

BASKET BALL.

Wisconsin won the basket ball championship of the conference universities in 1913.

Lake Forest won the "little five" championship.

Says Barnhart's Jake:

In a certain city were three **good** printers, and it came to pass that there was **hot** competition for a certain book job that had a **big run**.

Each of them prepared a **dummy** and submitted his ideas.

The first said: "See this paper—is it not fine?"

The second said: "I am **strong** for illustrations. Look at these."

But the third said: "Here is a new type face—clean, clear, harmonious and **distinctive**. I am getting it specially for you."

And the third **landed** the job.

I said to him: "Where did you get the hunch?"

"Barnhart's new book," he answered:

PREFERRED TYPE FACES

—which contains a suggestion **you** may profit by.

Barnhart Brothers & Spindler

Chicago New York Washington Kansas City Seattle
 Omaha St. Paul St. Louis Dallas

TELEPHONE FRANKLIN 678

PHILLIPS, GETSCHOW CO.

ENGINEERS AND CONTRACTORS

HEATING, VENTILATING, POWER

130 WEST KINZIE STREET

CHICAGO

Telephone Franklin 4057

WALLER COAL COMPANY

(Not Incorporated)

CORN EXCHANGE BANK BUILDING

CHICAGO

WRESTLING.

CENTRAL A. A. U. CHAMPIONSHIPS.

The wrestling championships of the Central Amateur Athletic union were decided at the Illinois Athletic club, Chicago, Jan. 18. Winners: 105-pound class—Harry Churan, Slepner A. C. 115-pound class—Hans Torp, Slepner A. C. 125-pound class—Richard Crotty, North Side A. C. 135-pound class—August Putkonen, Elmira A. C. 145-pound class—Ben Reuben, Chicago Hebrew institute. 168-pound class—Glenn R. Browne, Irving Park Country club. Heavy weight class—Jack Pavish, Cornell Square Athletic association.

BOY SCOUTS LONG RELAY RUN.

More than 1,500 boy scouts of America took part in a relay run from Washington, D. C., to Chicago, Ill., in connection with the international games in the Grant park stadium. The start was made

June 24 from in front of the north portico of the white house, when President Wilson delivered a message to Fred Reed, the first runner, to be carried by him and his fellow scouts to Mayor Harrison and Lawrence Heyworth, president of the international games. The message expressed the interest taken by the chief executive in athletics and field sports for the development of the country's youth. The route of the runners was through Frederick, Md., Gettysburg, Chambersburg, Greensburg and Pittsburgh, Pa., Youngstown, Cleveland and Toledo, O., and South Bend, Laporte and Valparaiso, Ind., to Chicago. The boys were closely followed by reporters of The Chicago Daily News in an automobile and by a number of officials. Bad roads were encountered in places, causing some delay, but in general it was difficult to restrain the lads from getting ahead of the schedule. The relay run ended at 2:50 p. m., June 28, when Lauron Chenoweth dashed up to Mayor Harrison's stand in the stadium and handed him President Wilson's message. The elapsed time from start to finish was 4 days 3 hours 57 minutes.

CHICAGO WEATHER.

Compiled in Chicago office of the weather bureau.

MONTH.	TEMPERATURE.						PRECIPITATION.				
	Highest, degrees.	Date.	Lowest, degrees.	Date.	Mean for month, degrees.	Normal, degrees.	Inches per month.	Normal, inches.	Clear days.	Partly cloudy days.	Cloudy days.
1912—November.....	70	11	25	28	42.8	39.2	1.45	2.50	12	10	8
December.....	57	5	3	12	33.4	29.3	1.08	2.07	11	7	13
1913—January.....	55	17	0	12	29.3	23.7	1.33	2.00	4	10	17
February.....	62	19	-2	5	24.8	25.4	1.97	2.16	10	9	9
March.....	65	24	-4	2	35.2	34.4	3.44	2.55	4	12	15
April.....	80	23	32	7	48.3	45.9	1.91	2.88	13	5	12
May.....	85	20	38	10	57.6	56.5	4.38	3.37	11	9	11
June.....	90	30	44	7	70.5	68.3	1.08	3.66	17	8	5
July.....	90	29	59	21	74.9	72.4	3.30	3.64	19	6	6
August.....	97	9	60	30	74.3	71.2	4.06	2.83	12	13	6
September.....	97	2	38	22	65.4	64.6	1.49	3.02	12	10	8
October.....	83	10	27	21	53.3	53.2	2.23	2.55	12	6	13

COLDEST DAYS IN CHICAGO.

The cold spell ending Jan. 7, 1912, established a record for duration of below zero weather in Chicago—72 hours. The minimum reached was 16 degrees below zero. The longest previous below zero stretch was 71 hours, Jan. 21, 22 and 23, 1883, when the minimum reached was 17 degrees below zero. Following are the coldest days officially recorded in Chicago:

Dec. 24, 1872.....-23	Jan. 15, 1893.....-16
Jan. 29, 1873.....-16	Jan. 25, 1897.....-20
Jan. 9, 1875.....-20	Feb. 9, 1899.....-21
Jan. 3, 1879.....-18	Jan. 25, 1904.....-15
Jan. 22, 1883.....-17	Feb. 13, 1905.....-18
Jan. 5, 1884.....-18	Jan. 7, 1912.....-16
Feb. 9, 1888.....-18	

HOTTEST DAYS IN CHICAGO.

July 21, 1901, when the temperature rose to 103 degrees above zero, was the hottest day in the history of Chicago so far as the weather bureau records go. The next hottest was July 5, 1911, when 102 degrees was recorded. The hottest days in each year since 1899 were:

Sept. 5, 1899.....98	Aug. 11-Sept. 1, 1907...92
Aug. 5, 1900.....94	July 11-Aug. 3, 1908...96
June 21, 1901.....103	Aug. 8, 1909.....93
June 12, 1902.....91	June 24, 1910.....97
July 1-Aug. 24, 1903...92	July 5, 1911.....102
July 17, 1904.....94	Aug. 31, 1912.....95
July 18, 1905.....95	June 30-July 29, 1913..99
June 28, 1906.....93	

CHIEFS OF POLICE OF CHICAGO.

Names and dates of appointment:
 W. W. Kennedy, April, 1871.
 Elmer Washburn, April, 1872.
 Jacob Rehm, December, 1873.
 Michael C. Hickey, Oct. 7, 1875.
 Valerius A. Seavey, July 30, 1878.
 Simon O'Donnell, Dec. 15, 1879.
 William J. McGargle, Dec. 13, 1880.
 Austin J. Doyle, Nov. 13, 1882.
 Frederick Ebersold, Oct. 26, 1885.
 George W. Hubbard, April 17, 1888.

Frederick H. Marsh, Jan. 1, 1890.
 Robert W. McClaughray, May 18, 1891.
 Michael Brennan, Sept. 11, 1893.
 John J. Badenoch, April 11, 1895.
 Joseph Kiple, April 16, 1897, and April, 1899.
 Francis O'Neill, April 30, 1901, and June 26, 1903.
 John M. Collins, July 26, 1905.
 George M. Shippy, April 15, 1907.
 LeRoy T. Steward, Aug. 14, 1909.
 John McWeeny, May 1, 1911.
 James Gleason, Nov. 3, 1913.

CHICAGO WARDS AND ALDERMEN.

Number of, since 1837.

Year.	Wards.	Alder-men.	Year.	Wards.	Alder-men.	Year.	Wards.	Alder-men.	Year.	Wards.	Alder-men.
1837-1838.....	6	10	1857-1862.....	10	20	1876*-1888.....	18	36	1889-1901.....	34	68
1839-1846.....	6	12	1863-1869.....	16	32	1888-1889.....	24	48	1901-1912.....	35	70
1847-1856.....	9	18	1869-1875.....	20	40						

*Under the general incorporation act of 1875 Chicago was divided into eighteen wards.

CHICAGO TELEPHONE COMPANY.

The Chicago Telephone Company was incorporated Jan. 14, 1881, under the laws of the State of Illinois. Its charter is for a period of ninety-nine years.

Prior to the incorporation of the Company an agreement had been reached providing for the merging of the American District Telegraph Company and the Bell Telephone Company. This action was taken June 15, 1880, and early in 1881 this merger was effected and resulted in the formation of the Chicago Telephone Company.

The original authorized stock issue of the Company under its original Articles of Association was \$500,000. This has been increased from time to time as the business grew until there is at present an authorized stock capital of \$30,000,000, of which \$27,000,000 has been issued.

Nearly a year after the organization of the Chicago Telephone Company, on Dec. 23, 1881, the American Bell Telephone Company issued to it a license covering the use of the Bell apparatus in the counties of McHenry, Lake, Kane, DuPage, Cook, Kendall, Grundy and Will in the State of Illinois and Lake and Porter in the State of Indiana.

Men prominent in the business life of Chicago have occupied the executive chair of the Telephone Company from its incorporation down to the present time. The list is as follows:

Norman Williams.
Anson Stager.
Geo. L. Phillips.
Henry B. Stone.
Robert T. Lincoln.
John M. Clark.
John I. Sabin.
Arthur D. Wheeler.
B. E. Sunny.

Henry B. Stone's tenure was the longest, covering the period from 1890 to 1897. The next in length of service is the present incumbent, B. E. Sunny, who was elected in May, 1908, and who is therefore rounding out his sixth year.

By reason of the license granted by the American Bell Telephone Company the Chicago Telephone Company is one of the Associated Companies of the Bell System and over its wires connections may be had with the long distance lines of the American Telephone and Telegraph Company and other Associated and Connecting Companies throughout the United States and Canada.

The Company owns and occupies thirty-eight buildings which are used for exchange purposes and supply stations in Chicago. It also owns its exchange building in Evanston, Waukegan, Elgin, Aurora, Joliet, Chicago Heights, Ill., Hammond, Ind., and in several other smaller exchange areas.

The Company's underground cable and conduit system is the largest and most complete

in the world, embracing 700 miles of conduit, which contain 3,200 miles of duct, carrying 700,000 miles of underground wire.

The aerial plant contains 65,000 miles of wire strung on poles and 90,000 miles of aerial cable.

The Telephone Company's expenditures run to enormous proportions in a year. As the money is almost entirely paid to Chicago concerns for materials and supplies, to Chicago workmen, skilled and otherwise, and to Chicago men who compose the engineering, operating and clerical forces, it can readily be seen what an important factor the Company occupies as a distributor of money throughout the community. The sum of \$8,000,000 was paid out for material and services during the year ended Dec. 31, 1913. The number of men now employed in the Company's service is 6,000, while there are 7,800 women employed as clerks and operators.

The Telephone Directory has become a factor in business and social circles in Chicago and its suburbs, where it is consulted more frequently than any other book of reference. It is used not only as a telephone directory, but as a city directory as well, as a street guide, as a mailing list, as a check for the proper initials of persons whose name and location you know, but whose initials have for the moment slipped you. From a pamphlet containing less than 500 names, back in the early days, to the June issue of 1913, in which 450,000 listings appear, one may gain some idea of the vast growth of the telephone business and the increasing importance of the telephone directory.

The new Administration Building of the Chicago Telephone Company was completed in the fall of 1912, having been about a year in course of construction. It is an imposing structure with a frontage of 140 feet on West Washington Street; it rises to a height of twenty stories and adjoins the old building formerly used for general office purposes.

The site of the first Chicago Telephone Building, at the corner of Washington and Franklin Streets, was occupied in early days by a blacksmith shop, owned by a Mr. Haas. This shop was destroyed in the great fire of 1871. The building erected by the Telephone Company in 1887 was seven stories in height and was occupied as an exchange and warehouse. It was regarded as a monster structure and wonder was freely expressed as to how the Company could make use of so much space.

To the east of this building was the old Forbes Building, erected just after "The Fire." The razing of this structure to make way for the new twenty-story Telephone Building began in May, 1911, and October, 1912, the officials and employes of the company began moving in.

Lack of space will not permit of a description of the building, which has the distinction of being the largest telephone building in the world. It was planned and constructed to

meet the special needs of the great business that plays such an important part in Chicago's life, touching it intimately in every quarter. There are several buildings in the city that, for ornate architectural design, surpass the Bell Telephone Building, but for quiet dignity and impressiveness it is distinctive, and there are few whose utilitarian features can compare with it. It is estimated that the Telephone Building will meet the Company's requirements for office space for about twelve years.

THE FRANCHISE: In November, 1907, an ordinance was passed extending the franchise of the Company in Chicago to Jan. 8, 1929. This ordinance was accepted by the Company and became effective Dec. 2, 1907. It provides that within sixty days after the first days of January and July of each year the Company shall file with the comptroller of the city a statement of all gross receipts from business done within the City of Chicago during the six months ending on the first days of said months and that the Company shall pay the city three per cent of such gross receipts. The Company is required to keep at its office a separate record showing receipts from Chicago business, and in addition such records and accounts as shall be prescribed by the comptroller. The council is given power to change the schedule of rates prescribed in the ordinance thirty months after the ordinance became effective, and at five-year intervals thereafter during the life of the ordinance. The right of purchase by the city is described in section 16 as follows:

The City of Chicago shall have the right on the first day of January, 1919, or on the first day of January, 1924, or within thirty days after either of said dates, if it shall so elect, to terminate the grant of privileges of said Chicago Telephone Company, conferred hereby, and on either of said dates, or at the expiration of the term hereof, or within thirty days after either of the times mentioned, to take over for municipal, state or federal operation, the plant and system of the grantee, or its successor or successors, including the property hereinafter mentioned; provided that twelve months' previous notice in writing shall have been given of the intention of the city to take over the telephone plant and system of the grantee, or its successor or successors, within the City of Chicago, including all appurtenances, appliances, equipment, lines, leaseholds, buildings, stores, furniture, and fixtures, suitable to and used by it for the purposes of this grant, taking into consideration the then condition of the art, and in the event that the city council shall so terminate this grant, or that said grant shall have expired and the city council shall take over the property of said company above mentioned, then the city shall pay therefor in cash the then cost of the duplication, taking into consideration the then condition of the art, less depreciation, of said telephone plant and system and other property aforesaid, together with, if the said grant shall not then have expired, 5 per cent thereon in addition as compensation for the compulsory sale, but there shall be no allowance

for earning power or for the value of the rights and privileges hereby granted, or for any franchise or license value.

B. E. Sunny, president, early in 1913, speaking of the examination of the Company's business in connection with a revision of the rates said: "Previous examinations were made somewhat difficult by the absence of an inventory of the property, and to provide against this and to prevent further attempts to reduce its value by questioning the accuracy of the books, the Company employed H. M. Bylesby & Co. and The Arnold Company to make an inventory. The work was completed several months ago and shows a value in excess of the books of more than \$6,000,000, indicating that the charges to plant account have been conservative and that the real estate and other items have increased in value over their cost."

Rates for Telephone Service Within the Chicago City Limits.

Application for new service, changes in or additions to existing service, or equipment, may be made by telephone (Official 100, Commercial Department), by mail, or in person, at the Company's headquarters, 212 West Washington street, between Fifth avenue and Franklin street.

The new schedule of rates as fixed by the City Council was accepted by the Company June 23, 1913.

RATES FOR BUSINESS SERVICE.

MEASURED RATE SERVICE—For use of subscribers and their employes in their business.

CLASS M12—Single line, \$60 per year, including 1,200 outgoing messages. Next 1,200 messages, 3c each; next 1,200 2½c each; excess messages above 3,600 per year, 2c each.

CLASS M—Single line, \$48 per year, including 960 outgoing messages. Next 240 messages, 5c each; next 1,200, 3c each; next 1,200, 2½c each; excess messages above 3,600 per year, 2c each.

CLASS M72—Two single lines, \$198 per year, including 7,200 outgoing messages. Excess messages, 2c each.

CLASS M60—Single line, \$120 per year, including 6,000 outgoing messages. Auxiliary to M72 only.

CLASS M1—Single line, \$24 per year, including no messages; outgoing messages used over said lines to be accounted and paid for as part of total messages. Auxiliary to any of the above classes.

Any line of the above classes may be used wholly for incoming service, or outgoing, or both, as subscriber may request.

Outgoing conversations or messages from more than one Measured Service line on same

premises shall be computed at the same rates as though transmitted over one single line.

Subscribers contracting for two or more Measured Service single lines at same premises shall be furnished if they desire, without additional charge, Private Branch Exchange switching apparatus, appliances and equipment, including an operator's telephone.

COMMUTED TRUNK lines in connection with a Private Branch Exchange, at \$1 per day each for the transmission of outgoing messages or conversations without limit, were abolished by the ordinance of May 26, 1913, with the exception that present subscribers to that class of service shall have the right to a continuance thereof at their present or any future location within the city at the rate and upon the conditions prescribed and fixed therefor in the ordinance passed by the City Council, November 6, 1907.

TERMINAL TELEPHONES connected with and located in the same premises with a Private Branch Exchange switchboard, \$6 per year each.

METHOD OF BILLING MEASURED SERVICE CALLS—For the convenience of the subscriber a bill is rendered each month in advance for one-twelfth of the yearly contract quantity and each month in arrears for any excess messages used to the 20th of the preceding month. If a subscriber is charged excess messages and, in a subsequent month or months of that contract year, uses less than one-twelfth of the yearly contract quantity, he will be credited at the excess call rate with all calls so saved, up to the number of excess calls previously paid for within the current contract year.

METERS ON MEASURED SERVICE LINES—At the request of any subscriber to a single party measured service line not connected with a Private Branch Exchange the Company will install upon the premises of such subscriber a meter or meters for recording the number of outgoing messages or conversations over said line at a charge of \$3 for each meter. A refund of \$1 will be allowed the subscriber in the event the meter is at his request removed by the Company.

NICKEL COIN BOX SERVICE—NICKEL FIRST—Nickel Prepayment or Nickel First Service, where nickel must be deposited to call the operator.

CLASS N—Single line, guarantee 20c per day, including four outgoing messages. Additional messages in excess of the guarantee per day, 4c each.

CLASS 2N—Two party line, guarantee 12½c per day, including 2½ outgoing messages. Additional messages, in excess of the guarantee per day, 4c each.

NICKEL LAST—Nickel Last Service, where the nickel must be deposited immediately upon the request of the operator.

CLASS NL—Single line, guarantee 20c per day, including four outgoing messages, additional messages 5c each.

CLASS 2NL—Two party line, guarantee

12½c per day, including 2½ outgoing messages, additional messages 5c each.

COLLECTIONS—On both Nickel First and Nickel Last Service, when the amount in the coin box at a regular collection is less than the guaranteed amount and the deficit is paid to the collector at that time, and, at a succeeding collection or collections within 60 days the coin box contains more than the guarantee between collections, the excess shall be applied to the repayment of deficit previously paid—or—when the amount in the coin box exceeds the guaranteed amount and a complete settlement is made with the collector, the portion of such excess not allowed on a previous deficit (or allowed to a Nickel First subscriber to reduce his excess message rate to 4c) will be applied on any deficit at a succeeding collection within 60 days.

LIMITED FLAT RATE SERVICE—For use of subscribers and their employes only in their business.

CLASS L—Single line limited service, \$10.42 per month, payable in advance, including not to exceed five hundred (500) outgoing messages in any one month; excess messages above 500 in any one month, 2c each.

METHOD OF BILLING—\$10.42 is billed in advance for each calendar month. Messages are counted from the 21st of one month to the 20th of the next month, inclusive, and all messages over 500 billed at 2c each.

CLASS F—Service with unlimited outgoing messages was abolished by the ordinance of May 26, 1913, with the exception that present subscribers to that class of service shall have the right to a continuance thereof at their present or any future location within the city at the rate and upon the conditions prescribed and fixed therefor in the ordinance passed by the City Council, November 6, 1907.

NEIGHBORHOOD EXCHANGE SERVICE—For the unlimited use within the area of the neighborhood exchange by subscribers and their employes only in their business.

CLASS B—Single line, \$48 per year, payable monthly in advance.

CLASS 2B—Two party line, \$36 per year, payable monthly in advance.

CLASS 4B—Four party line, \$24 per year, payable monthly in advance.

For a message to any telephone in Chicago outside the limits of the neighborhood exchange with which the subscriber is connected, 5c for each five minutes or fraction.

RATES FOR RESIDENCE SERVICE

MEASURED RATE SERVICE—For use of subscribers and their families only at their residences.

CLASS RM—Single line, \$40 per year, including 800 outgoing messages. Next 400 messages, 4c each; next 1,200, 3c each; next 1,200, 2½c each; excess messages above 3,600 per year, 2c each.

METHOD OF BILLING MEASURED SERVICE CALLS—For the convenience of the subscriber a bill is rendered each month in advance for

one-twelfth of the yearly contract quantity and each month in arrears for any excess messages used to the 20th of the preceding month. If a subscriber is charged for excess messages and, in a subsequent month or months of that contract year, uses less than one-twelfth of the yearly contract quantity, he will be credited at the excess call rate with all calls so saved, up to the number of excess calls previously paid for within the current contract year.

METERS ON MEASURED SERVICE LINES—At the request of any subscriber to a single party measured service line the Company will install upon the premises of such subscriber a meter or meters for recording the number of outgoing messages or conversations over said line at a charge of \$3 for each meter. A refund of \$1 will be allowed the subscriber in the event the meter is at his request removed by the Company.

NICKEL COIN BOX SERVICE—NICKEL FIRST—Nickel Prepayment or Nickel First Service, where nickel must be deposited to call the operator.

CLASS 2RN—Two party line, guarantee 10c per day, including two outgoing messages. Additional messages in excess of the guarantee per day, 4c each.

CLASS 4N—Four party line, guarantee 5c per day, including one outgoing message. Additional messages in excess of the guarantee per day, 4c each.

NICKEL LAST—Nickel Last Service, where the nickel must be deposited immediately upon request of the operator.

CLASS 2RNL—Two party line, guarantee 10c per day, including two outgoing messages, additional messages 5c each.

CLASS 4NL—Four party line, guarantee 5c per day, including one outgoing message, additional messages 5c each.

COLLECTIONS—On both Nickel First and Nickel Last Service, when the amount in the coin box at a regular collection is less than the guaranteed amount and the deficit is paid to the collector at that time, and, at a succeeding collection or collections within 60 days, the coin box contains more than the guarantee between collections, the excess shall be applied to the repayment of deficit previously paid—or—when the amount in the coin box exceeds the guaranteed amount and a complete settlement is made with the collector, the portion of such excess not allowed on a previous deficit (or allowed to a Nickel First subscriber to reduce his excess message rate to 4c) will be applied on any deficit at a succeeding collection within 60 days.

FLAT RATE SERVICE—For use of subscribers and their families only at their residences.

CLASS RF—Single line, unlimited service, \$72 per year, payable monthly in advance.

CLASS 2RF—Two party line, unlimited service, \$56 per year, payable monthly in advance.

NEIGHBORHOOD SERVICE EXCHANGE—For unlimited use within the area of the neighborhood exchange by the subscribers and their families only.

CLASS R—Single line, \$36 per year, payable monthly in advance.

CLASS 2R—Two party line, \$24 per year, payable monthly in advance.

CLASS 4R—Four party line, \$18 per year, payable monthly in advance.

For a message to any telephone in Chicago outside the limits of the neighborhood exchange with which the subscriber is connected, 5c for each five minutes or fraction.

Financial Statistics.

BALANCE SHEET—DEC. 31.

ASSETS.

	1908	1909	1910	1911	1912
Plant	\$26,115,867	\$27,840,341	\$30,207,132	\$33,776,612	\$36,522,784
Real estate	2,551,488	2,749,986	2,795,372	3,946,960	4,913,178
Material, furniture, fixtures, etc.	861,675	932,276	1,114,752	1,314,366	1,597,864
Other investments.....	82,933	72,588
Accounts receivable.....	613,475	760,731	950,994	865,233	11,230,892
Cash	455,364	3,758,692	1,820,503	874,948	935,663
Total assets	\$30,680,802	\$36,114,614	\$37,888,753	\$40,778,119	\$55,200,381

LIABILITIES.

Capital stock.....	\$27,000,000	\$27,000,000	\$27,000,000	\$27,000,000	\$27,000,000
Bonds	5,000,000	5,000,000	15,000,000	19,014,000
Bills and accounts payable.....	377,247	411,005	1,545,998	2,948,696	1,777,111
Reserved for taxes.....
Deferred maintenance.....	1,838,840	1,925,149
Miscellaneous reserves.....	780,037	1,033,075	134,038	134,023	7599,523
Replacements reserves.....	4,113,644	5,497,787	6,614,689
Surplus	684,678	745,385	95,073	197,613	195,058
Total liabilities.....	\$30,680,802	\$36,114,614	\$37,888,753	\$40,778,119	\$55,200,381

*Included in "real estate and buildings."

†Includes \$65,500 premium on first mortgage bonds and \$400,000 "Employes Benefit Fund."

‡New account opened in 1910. It includes reserve for depreciation, surplus as of Dec. 31,

1909, that portion of 1910 net earnings charged to depreciation, and several items transferred from miscellaneous reserves. These amounts are invested in the plant.

§In April, 1912, the Company sold \$14,000,000 additional first mortgage bonds.

LIABILITIES.

CAPITAL STOCK—Authorized.....	\$30,000,000
Outstanding	\$27,000,000
BONDS —First mortgage 5 per cent gold bonds, dated Dec. 1, 1908, due Dec. 1, 1923; redeemable at 105 on any interest date on three months' notice on and after Dec. 1, 1913. Interest payable June 1 and Dec. 1 at First Trust and Savings Bank, Chicago, or First National Bank, New York; trustees: First National Bank, Chicago, and E. K. Boissot, Chicago; authorized, \$50,000,000; issued	
OWNERSHIP—The Company has always been controlled through a stock ownership by the American Telephone and Telegraph Company	\$19,000,000

usually and properly charged against income.....\$10,000,000
 In payment of 75 per cent of the actual and reasonable cash expenditures of the Company for property constructed or acquired...\$35,000,000

No more than \$5,000,000 of bonds shall be certified and delivered in any one year, computed from Dec. 1, 1908, except that when less than that amount has been certified and delivered in any one such year additional bonds may be certified and delivered thereafter, so as to bring the average certification and delivery up to \$5,000,000 per year.

The mortgage is a first mortgage upon all the property, real, personal and mixed, and the rights, privileges and franchises of Chicago Telephone Company now owned or hereafter acquired by the Company, including all of its telephone exchanges or systems and

INCOME ACCOUNT.

	1904	1909	1910	1911	1912
Gross earnings.....	\$6,373,116	\$9,907,449	\$11,331,153	\$12,678,390	\$14,538,399
*Operating expenses.....	4,809,500	4,579,534	5,187,548	6,187,629	7,284,841
Repairs and maintenance.....		3,107,208	3,888,533	4,228,221	4,719,145
Net	\$1,563,616	\$2,220,707	\$2,255,072	\$2,262,540	\$2,534,413
Dividends	1,400,000	2,160,000	2,160,000	2,160,000	2,160,000
Surplus	163,616	60,707	95,072	102,540	374,413
Per cent expenses, repairs, etc....	75.5	77.59	80.09	82.15	82.57

*Includes operation, taxes, maintenance and reserve for deferred maintenance in 1904.

TABLE SHOWING COMPANY'S GROWTH IN NINE YEARS.

December 31	1904	1907	1908	1909	1910	1911	1912
No. of exchanges.....	111	163	163	*146	*148	*147	*159
Toll stations....	80	45	40	40	30	39	41
No. of exchange telephones.....	117,893	202,681	231,180	262,359	300,618	335,652	383,706
Miles of conduit underground ..	254	431	598	614	647	703	701
Miles of duct....	1,468	2,309	2,579	2,685	2,775	3,110	3,236
Miles of wire underground	161,202	352,098	423,082	493,787	536,137	653,989	722,270
Miles of wire in aerial cables..	46,697	56,492	64,013	69,666	71,984	90,575	102,894
Miles of wire on poles	45,189	62,578	63,350	62,985	60,612	63,006	74,366
Total miles of wire	253,088	471,168	550,445	626,438	668,733	807,570	899,530
Capital stock.....	14,000,000	16,908,500	27,000,000	27,000,000	27,000,000	27,000,000	27,000,000
Bonds				\$5,000,000	\$5,000,000	\$5,000,000	19,014,000

*Exchanges in Chicago system counted as one.

(Bell System). On November 23, 1911, the latter company offered to exchange its capital stock, share for share, for stock of the Chicago Telephone Company, and practically all the outstanding minority stock of the Chicago Company was acquired by the American Company.

DIVIDENDS—Formerly at the rate of 10 per cent a year in quarterly payments, March, June, September and December (the last of the month). The dividend was reduced to 8 per cent by a 2 per cent payment, Dec. 31, 1908. At the same time a stock dividend of 20 per cent was paid.

FIRST MORTGAGE—The Company's first mortgage provides for the issue of bonds thereunder as follows:

By resolutions of directors.....\$ 5,000,000
 For proper corporate purposes, not including, however, the payment of dividends upon capital stock of the Company or expenditures

toll lines, and all telegraph lines and systems now or hereafter belonging to the company.

DIRECTORS OF THE COMPANY are: Alonzo Burt, Chauncey Keep, D. Mark Cummings, Robert T. Lincoln, John J. Mitchell, Byron L. Smith, A. A. Sprague, U. N. Bethell, Theodore N. Vail, B. E. Sunny, W. H. Miner.

OFFICERS: President, B. E. Sunny; vice-president, Alonzo Burt; treasurer, Charles E. Mosley; secretary, Walter I. Mizner; general auditor, Benjamin S. Garvey; general counsel, L. G. Richardson; general manager, H. F. Hill; manager publicity dept., Clifford Arrick.

STOCK TRANSFERS: Company's office, Telephone Building, 212 West Washington street, Chicago.

REGISTRAR: The Northern Trust Company, Chicago.

ANNUAL MEETING: Second Wednesday in February.

LEGAL FARES FOR CABS, CARRIAGES AND TAXICABS.

ONE-HORSE VEHICLES.

1. For one or two passengers, not exceeding one mile.....\$0.50
2. For each additional passenger, 25 cents for the first mile or part thereof only..... .25
3. For one or more passengers for the second mile and subsequent miles or part thereof, 25 cents for all for each such mile or part thereof25
4. For children between 5 and 14 years of age, when accompanied by an adult, not more than half of the above rates shall be charged for like distances. For children under 5 years of age, when accompanied by an adult, no charge shall be made.
5. For the use of any vehicle mentioned in this section conveying one or more passengers, when hired by the hour with the privilege of going from place to place and stopping as often as may be required, as follows:
 - For the first hour..... 1.00
 - For each additional hour or part thereof at the rate of \$1 an hour.
6. In the case of any vehicle described in this section being engaged by the hour and discharged at a distance from the place where it was engaged, the driver shall have the right to charge for the time necessary to return to such place.

TWO-HORSE VEHICLE.

1. For one or two passengers not exceeding one mile\$1.00
2. For each additional passenger, 50 cents each for the first mile or part thereof only..... .50
3. For one or more passengers for the second mile and subsequent miles or part thereof, 50 cents for all for each mile or part thereof50
4. Children between 5 and 14 years of age, when accompanied by an adult, not more than half of the above rates shall be charged for like distances. For children under 5 years of age, when accompanied by an adult, no charge shall be made.
5. For the use of any vehicle mentioned in this section conveying one or more passengers, when hired by the hour with the privilege of going from place to place and stopping as often as may be required, as follows:
 - For the first hour..... 2.00
 - For each additional hour or part thereof, at the rate of \$1.50 an hour.
6. In the case of any vehicle described in this section being engaged by the hour and discharged at a distance from the place where it was engaged, the driver shall have the right to charge for the time necessary to return to such place.

Hiring by the Hour—Must be so specified at the time of hiring. In all cases where the hiring of any vehicle licensed under the provisions of this article is not at the time of such hiring specified by the person hiring same to be by the hour, it shall be deemed to be by the mile, and for any detention exceeding a total period of fifteen minutes during the whole period of such hiring, when so working by the mile, the driver may demand pay for such period of detention at the rate of \$1.50 per hour in addition to the rate per mile.

Baggage—Every passenger upon any vehicle licensed under the provisions of this article shall be allowed to have conveyed with him upon such vehicle without charge therefor his ordinary light traveling baggage in an amount not to exceed in weight seventy-five pounds.

Lost Baggage—Whenever any package, article of baggage or goods of any kind shall be left in or upon any vehicle licensed under the provisions of this article, the driver of such vehicle shall upon the discovery of such package, baggage or goods forthwith deliver the same to the board of inspectors of passenger vehicles.

TAXICABS.

No person, firm or corporation owning, operating or controlling any taxicab shall let the same for hire or reward for a fee or charge to be fixed and determined by the hour or fraction thereof, but the

fare demanded and received shall (excepting for waiting time as herein provided for) be computed by the distance traveled and shall not exceed the following rates:

- For the first one-half mile or fraction thereof, for one person.....\$0.50
- For each one-fourth mile thereafter..... .10
- For each additional person for whole journey. .20
- For each four minutes of waiting..... .10

Waiting Time—Waiting time shall include the time during which the taxicab is not in motion, beginning with its arrival at the place to which it has been called, or the time consumed while standing at the direction of a passenger, but no charge shall be made for time lost for inefficiency of the taxicab or its operator or for time consumed by a premature arrival in response to a call; provided, however, that no operator or driver of any taxicab which has responded to the call of a prospective passenger shall throw down or place in a recording position the flag attached to the taximeter until at least eight minutes' waiting time has elapsed or been consumed.

Operator to Announce Charge Before Changing Position of Flagpost—It shall be the duty of the operator or driver of every taxicab at the termination of his services to throw the flag to the nonrecording position on the taximeter and call the passenger's attention to the amount registered. The taximeter shall not be changed until after the fare is paid or a charge ticket therefor made out and delivered to the person hiring such taxicab.

Baggage—Every passenger upon any taxicab shall be allowed to have conveyed with him upon such vehicle, without charge therefor, his ordinary light traveling baggage in an amount not to exceed in weight fifty pounds. A fee of 20 cents may be charged for conveying a trunk.

Lost Baggage—Whenever any package, article of baggage or goods of any kind shall be left in or upon any vehicle licensed under the provisions of this article, operator of such vehicle shall, upon discovery of such package, baggage or goods, forthwith deliver the same to the board of inspectors of passenger vehicles.

AUTOMOBILES (OTHER THAN TAXICABS).

Rates of Fare—The rate of fare to be asked or demanded by the operator or person in charge or control of any automobile, autocar or other similar vehicle operated for the conveyance of passengers, for hire or reward, within the city, shall not exceed the following prescribed rates:

Seating Capacity Not Exceeding Two Passengers—For the use of any such vehicle the seating capacity of which shall not exceed two persons, at the rate of \$3 per hour; provided, however, that no operator of such vehicle shall be compelled to rent the same for a fee of less than \$1.

Seating Capacity from Three to Five Passengers—For the use of any such vehicle the seating capacity of which shall be more than two persons, and not exceeding five persons, at the rate of \$4 per hour; provided, however, that no operator of such vehicle shall be compelled to rent the same for a fee of less than \$1.50.

Seating Capacity More than Five Passengers—For the use of any such vehicle the seating capacity of which is more than five persons, at the rate of \$5 per hour; provided, however, that no operator of such vehicle shall be compelled to rent the same for a fee of less than \$2.

Rate to Be Based on Time Vehicle Is in Use—The rate of fare to be asked or demanded by such vehicles not equipped with taximeters shall be determined in accordance with the time in which the vehicle is in use by the passenger or passengers engaging the same.

Operator's Seat Not to Be Counted—In determining the seating capacity of any such vehicle, neither the operator's seat nor any portion thereof shall be computed, but the seating capacity shall be determined by the number of persons which can be accommodated in the interior or tonneau of such vehicle.

No Charge for Answering Call or for Return from Call—No charge shall be made for the time con-

MARTIN BECK, President

M. C. ANDERSON, Vice-President

Western Vaudeville Managers' Association

Occupying Three Entire Floors
Majestic Theater Building

CHICAGO, ILL.

CHAS. E. KOHL
Managing Director

TELEPHONE RANDOLPH 5173
Private Exchange

CLUB DEPARTMENT

*Can Furnish Especially Arranged Programs for
Private Entertainments*

Vaudeville Artists

PROVIDED FOR

**LODGES, CLUBS, BANQUETS, SMOKERS, STAGS,
AT HOMES, LAWN FETES, CHILDREN'S PARTIES**

*Programs Furnished and Presented Under the Direction
of a Competent Office Representative*

WRITE, WIRE OR TELEPHONE CLUB DEPARTMENT—H. A. ROBINSON, Manager

WESTERN UNION TELEGRAPH CO. } PRIVATE WIRES
POSTAL TELEGRAPH CO. }

sumed in responding to a call or in returning to the place from which such vehicle is called.

"Hour" Rates to Be Charged Only When Passenger So Elects—The foregoing rates shall apply only in cases where the passenger at the time of the hiring of any vehicle referred to in this section expressly elects to pay therefor at the rate herein provided, and if such passenger so elects, the operator in charge of such vehicle shall hand to such passenger at the time of such hiring a card upon which shall appear: First, the name of the owner; second, the name of the operator of such vehicle; third, the exact time of such hiring; and in the absence of an express agreement as to the rate of fare to be charged for any vehicle referred to in this section, the rate of fare charged shall be the same as now is or hereafter may be provided by ordinance to be charged for the hire of taxicabs.

No Charge in Case of Breakdown—In case any automobile, autocar or other similar vehicle shall, while conveying for hire or reward any passenger or passengers, become disabled or shall break down so as to be unable to convey such passenger or passengers to his or their destination, and such disablement or breaking down cannot be remedied so that such vehicle shall be enabled to proceed within fifteen minutes from the time such vehicle shall

have become disabled, or shall have stopped, no fare shall be charged or collected for any service rendered or distance traveled up to the time of such stoppage, disablement or breakdown. Provided, however, that if any such passenger or passengers elect to remain in such vehicle and desire to be conveyed to their destination thereby, after such breakdown or disablement shall have been remedied, in such event full rates for the distance traveled shall be charged as if no breakdown or stoppage had occurred, or if such vehicle was employed by the hour, the time of stoppage shall be deducted from the time charged for.

Baggage—Every passenger upon any public automobile, autocar or other similar vehicle shall be allowed to have conveyed with him upon such vehicle, without charge therefor, his ordinary light traveling baggage in an amount not to exceed in weight fifty pounds. A fee of 25 cents may be charged for conveying a trunk.

Lost Baggage—Whenever any package, article of baggage or goods of any kind shall be left in or upon any vehicle licensed under the provisions of this article, the operator of such vehicle shall, upon discovery of such package, baggage or goods, forthwith deliver the same to the board of inspectors of public vehicles.

MONUMENTS IN CHICAGO.

Name, location and date of dedication or completion of each.

Alarm, The—Lincoln park; May 17, 1884.
 Anarchists'—Waldhelm cemetery; June 25, 1893.
 Andersen, Hans Christian—Lincoln park; Sept. 28, 1896.
 Armstrong, George B.—Postoffice, north entrance; May 19, 1881.
 Beethoven—Lincoln park; June 19, 1897.
 Bohemian Soldiers and Sailors—Bohemian National cemetery; May 29, 1892.
 Burns, Robert—Garfield park; Aug. 25, 1906.
 Columbia Post No. 706, G. A. R.—Forest Home cemetery; June 8, 1913.
 Confederate Soldiers—Oakwoods cemetery; July 23, 1893.
 Douglas—Foot of 35th street; corner stone laid Sept. 6, 1866; dedication June 3, 1868.
 Drake Fountain—Exchange avenue and 92d street, South Chicago; dedicated Oct. 11, 1908; presented to city Dec. 26, 1892, and first stood on Washington street in front of courthouse.
 Drexel Fountain and Statue—Drexel boulevard and 51st street; completed in June, 1883; no formal dedication.
 Erlson, Lelf—Humboldt park; Oct. 12, 1901.
 Ferguson Fountain of the Great Lakes—On south terrace of Art Institute; Sept. 9, 1913.
 Fire (1371) Tablet—137 DeKoven street; 1881.
 Fort Dearborn Massacre—Calumet avenue and 18th street; June 22, 1893.
 Fort Dearborn Tablet—River street and Michigan avenue; unveiled May 21, 1881.
 Franklin—Lincoln park; June 6, 1896.
 Garibaldi—Lincoln park; Oct. 12, 1901.
 Grant—Lincoln park; Oct. 7, 1891.
 Grant Post No. 28, G. A. R.—Elmwood cemetery; June 28, 1903.
 Harrison, Carter H.—Union park; June 29, 1907.
 Hayville, Karel—Douglas park; July 30, 1911.
 Haymarket—Union park; May 30, 1889.
 Humboldt—Humboldt park; Oct. 16, 1892.

Indian Trail Tree Tablet—Glencoe; Nov. 7, 1911.
 Iroquois Theater Fire Tablet—In hospital, 28 North Market street; Dec. 30, 1911.
 Kennison—Lincoln park; Dec. 19, 1903.
 Kinzie Tablet—Pine and Kinzie streets; July 11, 1913.
 Kosciusko—Humboldt park; Sept. 11, 1904.
 LaSalle—Lincoln park; Oct. 12, 1889.
 Lincoln—Lincoln park; Oct. 22, 1887.
 Lincoln Post No. 91, G. A. R.—Oakwoods cemetery; June 14, 1905.
 Lincoln Wigwam Tablet—Market and Lake streets; unveiled May 11, 1910.
 Linne—Lincoln park; May 23, 1891.
 Logan—Lake Front park; July 22, 1897.
 Logan Post No. 549, G. A. R.—Rosehill cemetery; June 1, 1900.
 Marquette-Joliet—South Robey street and river; cross dedicated Sept. 23, 1907; tablet, May 6, 1909.
 Mulligan—Calvary cemetery; May 30, 1885.
 McKinley—McKinley park; July 4, 1905.
 Press Club—Mount Hope cemetery; Nov. 12, 1893.
 Reese, Michael—29th street and Groveland avenue; completed spring of 1893.
 Reuter—Humboldt park; May 14, 1893.
 Rosenberg Fountain—Park row and Michigan avenue; accepted by city Oct. 18, 1893.
 Schiller—Lincoln park; May 15, 1886.
 Shakespeare—Lincoln park; April 23, 1894.
 Signal of Peace, The—Lincoln park; June 9, 1894.
 Sweeney Post No. 275, G. A. R.—Evergreen cemetery; Barrington; Sept. 9, 1906.
 Thomas Post No. 5, G. A. R.—Rosehill cemetery; Feb. 22, 1895.
 Victoria—Garfield park; Oct. 16, 1893.
 Washington—Grand boulevard and 51st street; completed June 6, 1904; no formal unveiling.
 Washington Post No. 94, G. A. R.—Elmwood cemetery; Aug. 22, 1909.
 Willich Post No. 780, G. A. R.—Town of Maine cemetery; Oct. 13, 1901.

REVENUE FROM THE ILLINOIS CENTRAL.

Since March 24, 1855, the Illinois Central Railroad company, in accordance with the terms of its charter, accepted March 15, 1851, has been paying into the Illinois state treasury semiannually a certain percentage of the gross receipts from its charter lines. This percentage up to 1857 was 5 and since then has been 7. The total amount paid by the road to the state up to April 30, 1912, was \$31,502,713.29. The gross receipts and the semi-annual payments to the state since April 30, 1905, have been:

Time.	Receipts.	Payments.
April 30, 1905.....	\$7,635,116.74	\$34,458.17
Oct. 31, 1905.....	7,868,214.35	550,775.00
April 30, 1906.....	8,461,749.42	592,322.46

Time.	Receipts.	Payments.
Oct. 31, 1906.....	\$8,572,893.57	\$600,102.55
April 30, 1907.....	8,517,289.72	596,210.28
Oct. 31, 1907.....	9,176,083.43	642,325.84
April 30, 1908.....	7,619,184.14	533,342.89
Oct. 31, 1908.....	7,996,765.05	559,773.55
April 30, 1909.....	8,047,250.33	563,307.52
Oct. 31, 1909.....	8,419,454.63	589,361.82
April 30, 1910.....	8,684,545.71	607,918.20
Oct. 31, 1910.....	8,844,220.43	610,009.61
April 30, 1911.....	8,714,423.43	619,096.12
Oct. 31, 1911.....	8,823,687.42	620,388.12
April 30, 1912.....	8,006,449.85	560,430.49
Oct. 31, 1912.....	9,410,429.28	658,730.05
April 30, 1913.....	9,199,934.00	643,995.38

THE GREATEST GALVANIZING DISCOVERY OF THE AGE

A heavier coat of more lasting zinc that stays on. Either Bessemer or Open Hearth Steel. Big wires—more steel per rod—mean longer life and greater strength. Elastic hinged joints—**mechanically** joined, the only true and enduring way to unite a fabric **without injuring the metal.**

American Fence
Ellwood Fence
Royal Fence
Anthony Fence
National Fence
U. S. Fence

These fences with the new galvanizing are adapted for all field, farm and poultry uses and all places where safe enclosure is desired. **Dealers everywhere** display different heights and weights and quote lowest prices.

HOG CHOLERA PREVENTIVE


by Sulphate of Iron (Copperas). In combination with soft coal and common salt, protects against hog cholera; is a worm expeller and general tonic. Send for our free publications "Hog Diseases" and "Farm Weeds and Farm Sanitation."

REINFORCEMENT FOR CONCRETE ROADWAYS—Triangle Mesh. Booklet on "Pavements and Roadways" furnished free.

FRANK BACKES, Vice Pres. & Gen. Sales Agent

AMERICAN STEEL & WIRE COMPANY

Send for catalogue. CHICAGO NEW YORK CLEVELAND PITTSBURGH DENVER



American Steel Fence Post. Cheaper than wood and more durable.

The American Steel Fence Post is thoroughly established as a money-saving and satisfactory farm fixture.

It is satisfactory to the user and furnishes much better service than ever has been secured or can be secured by the use of wood or other material. The American Post is much cheaper than wood or other material when service and durability are considered.

Brooks, 630, 440 South Dearborn street.
 Church Club of Chicago (Episcopal)—1705, 29 East Madison street; secretary, Rev. J. H. Emerson.
 Congregational Ministers' Union—Secretary, Rev. George W. Colman; meets on Monday forenoons at 913 Masonic Temple.
 Cook County Sunday School Association—1415, 5 South Wabash avenue; chairman executive committee, H. W. Allen; general secretary, Elbert Beeman.
 Epworth League—Central office, 1020 South Wabash avenue; general secretary, Rev. Wilbur F. Sheridan.
 Illinois Christian Endeavor Union—405, 19 South LaSalle street; secretary, Estella Jorgenson.
 Illinois Sunday School Association—1418, 5 South Wabash avenue; secretary, Hugh Cork.
 Laymen's Evangelistic Council of Chicago—1007, 19 South LaSalle street; secretary, George C. Lazear.

Luther League of Chicago—Secretary, Miss Carrie Anderson, 2035 North Sawyer avenue.
 Lutheran Ministers' Association—President, Rev. L. Harrisville, 1406 Washtenaw avenue.
 National Christian Association—850 West Madison street; secretary, William I. Phillips.
 Presbyterian Brotherhood of Chicago—President, Robert E. Ross, 924, 140 South Dearborn street.
 Presbyterian Ministerial Association—Secretary, Rev. R. D. Kearns; meets Monday forenoons at 509 South Wabash avenue.
 Presbyterian Social Union—Secretary, Thomas G. McCulloh, 5130 Hibbard avenue.
 Young Men's Christian Association—19 South LaSalle street; general secretary, L. Wilbur Messer.
 Young Women's Christian Association—830 South Michigan boulevard; corresponding secretary, Mrs. William W. Abbott.

INFORMATION FOR TAXPAYERS.

By Robert M. Sweitzer, county clerk.

Errors in Assessment.—The board of review holds its first meeting of the summer session for the purpose of revising the assessment of property on the third Monday of June, annually, and remains in session until Sept. 7, or until all complaints have been disposed of. New assessment of real estate and buildings is made every four years. The last quadrennial assessment was in 1911 and the next will be in 1915. The board has the power to revise assessment where an overvaluation exists, but it will not reduce the land value on single lots. Where overassessment is found on lots the entire block or street will have to be reduced so that land values remain uniform. Complaints of errors in assessments must be filed on blanks provided by the board before Aug. 1 to affect the taxes for the current year. The board holds sessions in November, December, February and March to hear complaints, but action taken in any of these months cannot affect the taxes for the current year.

Payment of Taxes.—The county clerk delivers on Jan. 2, annually, the tax books for the previous year's taxes to the county and various town collectors, after which date general taxes are due and payable up to March 10 as follows: On property inside the city of Chicago to the county collector; on property outside the city to the proper town collector at his town office. Special assessments may become due at any time during the year and should be paid to the city or village collector at his office.

After March 10 each year all bills for taxes and special assessments must be obtained from and paid to the county collector in the county building. On and after April 1 of each year he advertises all unpaid taxes as delinquent. He also gives notice of his intention to apply for judgment and an order for the sale of all property upon which taxes remain unpaid.

May 1 of each year all unpaid taxes on real estate are delinquent and a charge at the rate of 1 per cent per month on general taxes must be added by the county collector. The county collector applies shortly after the June term (usually in July) for judgment against all delinquent property in the county and at the same time a court order for the sale of all unpaid general taxes and special assessments is obtained. Objections to such judgment and sale must be made in writing and be filed in the office of the clerk of the County court at or before 10 a. m. of Wednesday, July 16 (in 1913), as that is the time usually set for filing the same.

On or shortly after Aug. 1 the collector and clerk begin the annual tax sale and sell all real estate upon which judgment has been given. The penalty for the redemption of real estate sold for taxes may be as high as 25 per cent, which penalty is added to the amount of taxes sold each six months after the date of sale.

Redemption of real estate sold for taxes must be made at the office of the county clerk before the expiration of two years. Penalties increase each six months after date of sale and two years is the limit allowed for redemption. A penalty of 7 per cent must be included in redemptions, the same being charged on account of any and all taxes or assessments which may have accrued subsequent to the date of sale, unless such assessments or taxes have been paid by the person making the redemption.

Tax deeds on unredeemed tax sales will necessarily be issued by the county clerk upon proper application after the time for redemption (two years) expires. After the tax deed is issued the former owner cannot redeem through the county clerk, as he has no such power. The release must be obtained by private arrangement with the tax purchaser or his assignee.

MUNICIPAL LODGING HOUSE.

162 North Union avenue. Operated by health department; G. B. Young, M. D., commissioner; W. R. Murray, M. D., chief of bureau of hospitals, public baths and lodging house.

The municipal lodging house is for the benefit of all homeless and indigent men and boys in the city. Lodging, a bath and food are provided free for every applicant for one night, and longer if he is honestly seeking employment. The crippled, old or infirm are sent each morning to hospitals, dispensaries or homes. Employment is found for the able-bodied and industrious. Statistics for the calendar years 1910, 1911 and 1912 are as follows:

	1910.	1911.	1912.
Lodgings given.....	36,710	71,410	71,459
Meals served.....	73,420	142,820	142,397
Situations supplied.....	1,727	1,457	1,707
Cripples received.....	193	185	206
Skilled laborers received.....	4,015	4,870	3,876
Unskilled laborers received.....	8,093	12,195	9,195
Sent to county agent.....	350	472	299
Sent to county hospital.....	263	187	73
Sent to charitable organizat's	223	277	210
Sent to dispensary.....	441	441	1,387

STATE SOCIETIES IN CHICAGO.

California Society of Illinois—President, Peter T. Mather; secretary, Edward P. Critcher, 402, 337 West Madison street.
 Empire State Society of Chicago—President, John F. C. Merrill; secretary, F. J. Benbow.
 Indiana Society of Chicago—President, William B. Austin; secretary, Edward M. Holloway, 725 Federal building.
 Kansas Society of Chicago—President, George S. Wood; secretary, Miss Rena Stillwell, Chicago Beach hotel.
 Michigan Society of Chicago—President, William L. Park; secretary, William R. Moss.
 New England Society of Chicago—President, Seymour Morris; secretary, B. F. Paine, 415 West 61st street.
 New York Society of Chicago—President, Dr. Alfred L. Cole; secretary, Ira Fogel, 1100, 8 South Dearborn street.
 Ohio Society of Chicago—President, Orva G. Williams; secretary, Dr. Liston H. Montgomery.
 Wisconsin Society of Chicago—President, Frederick W. Upham; secretary, Arba B. Marvin, 1020 Marquette building.

OUTDOOR ADVERTISING

Painted Displays

Spectacular Electric Displays

Commercial Signs

Pre-eminently in position to plan, produce and maintain to your complete satisfaction anything, from the simplest sign to the most elaborate painted wall or spectacular night display—anywhere.

BRANCHES:

Buffalo

Indianapolis

St. Louis

Louisville

Milwaukee

Kansas City

New Orleans

Omaha

Oklahoma City

Rochester

Denver

Eastern Office, Flat Iron Building, New York City

Thos. Gsack Company

CHICAGO

Phone All Departments, Monroe 6800

Plant—Harrison and Loomis Streets

ASSESSMENT OF TAXABLE PROPERTY IN CHICAGO.

The following is a statement of the valuation of taxable real estate and personal property and the amount of taxes levied each year, from 1838 to 1913, inclusive:

YEAR.	Real estate.	Personal property.	Total valuation.	Tax levy.	YEAR.	Real estate.	Personal property.	Total valuation.	Tax levy.
1838.....	\$235,996		\$235,996	\$8,849.86	1876.....	\$128,832,403	\$39,165,754	\$167,998,157	\$4,046,805.80
1839.....	94,803		94,803	4,694.55	1877.....	116,082,533	32,317,615	148,400,148	4,013,117.44
1840.....	94,437		94,437	4,721.83	1878.....	104,420,053	27,563,396	131,983,439	3,717,757.23
1841.....	127,024	\$39,720	166,744	10,004.67	1879.....	91,152,229	26,517,906	117,670,035	3,776,450.79
1842.....	108,757	42,585	151,342	9,181.27	1880.....	89,032,638	23,101,688	112,134,326	3,899,126.98
1843.....	962,221	479,093	1,441,314	8,647.93	1881.....	90,090,045	29,053,743	119,143,788	4,136,098.83
1844.....	1,922,085	771,186	2,763,281	17,106.21	1882.....	95,881,714	29,479,833	125,361,547	4,227,402.98
1845.....	2,273,171	791,851	3,065,022	11,077.58	1883.....	101,536,833	31,616,833	133,153,666	4,540,546.13
1846.....	3,674,425	1,067,231	4,741,656	15,825.80	1884.....	105,606,743	31,720,237	137,326,980	4,872,566.00
1847.....	4,905,466	853,734	5,849,170	18,159.01	1885.....	107,146,881	32,811,411	139,958,292	5,152,396.03
1848.....	4,998,266	1,302,174	6,300,440	22,561.54	1886.....	122,980,123	35,516,000	158,496,123	5,368,409.76
1849.....	5,181,637	1,495,047	6,676,684	30,045.09	1887.....	123,169,455	38,065,080	161,204,535	5,602,712.56
1850.....	5,685,965	1,594,284	7,280,249	25,270.87	1888.....	123,292,358	37,349,365	160,641,723	5,723,067.25
1851.....	6,804,262	1,758,455	8,562,717	33,385.87	1889.....	127,372,618	40,763,213	168,135,831	6,326,561.21
1852.....	8,190,769	2,272,645	10,463,414	76,948.96	1890.....	170,553,894	48,800,514	219,354,368	9,558,335.00
1853.....	13,190,677	3,711,154	16,841,831	135,662.68	1891.....	203,363,791	53,245,783	256,599,574	10,453,270.41
1854.....	18,900,744	5,401,495	24,392,239	199,081.64	1892.....	190,614,636	53,117,332	243,731,968	12,142,448.69
1855.....	21,637,500	5,855,393	26,992,893	236,209.03	1893.....	189,289,120	56,491,251	245,780,371	11,810,999.69
1856.....	25,827,398	5,843,770	31,736,084	296,622.39	1894.....	190,960,897	56,461,325	247,422,222	12,267,643.62
1857.....	29,367,628	7,067,653	36,435,281	572,046.00	1895.....	192,498,842	50,977,963	243,476,805	12,239,635.13
1858.....	30,175,325	5,816,407	35,991,732	490,190.00	1896.....	195,648,875	48,672,411	244,355,286	12,290,145.21
1859.....	30,732,313	5,821,067	36,553,380	513,164.00	1897.....	181,632,905	47,393,755	229,026,660	12,989,333.10
1860.....	31,198,135	5,855,377	37,053,512	573,315.29	1898.....	178,801,172	42,165,275	220,966,447	12,207,906.82
1861.....	31,314,749	5,607,631	36,922,380	569,908.00	1899.....	200,265,058	48,931,361	345,196,419	13,369,270.53
1862.....	31,587,545	5,532,303	37,139,848	543,033.06	1900.....	202,884,012	73,681,869	376,565,880	17,082,408.36
1863.....	35,143,232	7,524,072	42,667,304	853,346.00	1901.....	230,254,598	115,823,842	374,590,440	14,245,294.12
1864.....	37,148,023	11,584,759	48,732,782	974,655.64	1902.....	276,509,730	125,985,401	402,495,131	14,039,030.16
1865.....	44,065,499	20,644,678	64,710,177	1,294,183.50	1903.....	289,371,249	122,053,031	411,424,280	14,815,388.31
1866.....	66,495,116	29,495,116	95,955,250	1,719,004.05	1904.....	291,629,708	111,051,457	403,281,165	15,994,410.03
1867.....	141,445,920	53,890,340	195,336,260	3,218,472.00	1905.....	295,514,434	12,477,182	407,991,616	16,846,974.19
1868.....	174,450,670	55,786,340	230,247,000	3,233,457.30	1906.....	305,053,228	123,393,868	428,447,096	17,494,168.80
1869.....	211,371,240	64,653,640	266,024,880	3,900,373.20	1907.....	346,843,590	131,078,386	477,921,976	22,695,709.45
1870.....	223,643,600	52,342,250	275,985,850	4,139,738.70	1908.....	344,499,927	132,690,472	477,190,399	22,696,543.94
1871.....	236,898,650	52,847,820	289,746,470	4,897,461.70	1909.....	586,253,555	123,574,401	833,150,897	24,078,000.98
1872.....	239,154,890	45,042,540	284,197,430	4,462,961.45	1910.....	603,072,075	245,971,661	848,994,536	23,495,538.22
1873.....	262,969,820	49,108,175	312,077,995	4,617,313.91	1911.....	663,376,627	229,578,274	927,744,927	27,311,841.68
1874.....	258,549,310	45,155,830	303,705,140	5,496,692.54	1912.....	670,652,219	195,473,058	940,450,171	24,733,839.48
1875.....	128,468,905	48,285,641	173,704,244	5,108,381.40	1913.....	688,389,820	248,523,812	981,788,078	

The valuation since 1875 is the equalized valuation fixed by the state board of equalization. From 1867 to 1875 the valuation was made by the city for the city tax. From 1893 to 1903, inclusive, the assessed value was one-fifth of the actual value. In 1909 the rate was fixed at one-third. The total valuation includes capital stock and railroads.

ASSESSMENT OF TAXABLE PROPERTY IN COOK COUNTY.

Includes equalized valuation of railroads and capital stock of corporations.

1900.....	\$306,957,900	1907.....	\$514,757,122
1901.....	408,189,960	1908.....	514,730,532
1902.....	433,489,922	1909.....	897,212,850
1903.....	445,028,259	1910.....	915,895,947
1904.....	437,850,426	1911.....	997,787,837
1905.....	441,990,246	1912.....	1,012,882,262
1906.....	461,813,707	1913.....	1,056,873,878

The above figures are one-fifth of the actual valuation down to and including 1908. The rate was changed to one-third in 1909.

CHICAGO TAX RATES FOR 1913.

Town	State	City	1.66	1.51	.52	.74	...	\$5.67
West Chicago.....	.70	.54	1.66	1.51	.52	.74	...	\$5.67
South Chicago.....	.70	.54	1.66	1.51	.52	.39	...	5.32
North Chicago.....	.70	.54	1.66	1.51	.52	.52	.12	5.64
Hyde Park.....	.70	.54	1.66	1.51	.52	.39	...	5.32
Lake.....	.70	.54	1.66	1.51	.52	.39	...	5.32
Lake View.....	.70	.54	1.66	1.51	.52	.55	.10	5.64
Jefferson.....	.70	.54	1.66	1.51	.52	4.93

*Includes .06 for Lincoln park bonds and .01 for lake shore protection. †Includes .06 for park bonds.

RATES FOR 1912.

West Chicago.....	.38	.52	1.24	1.39	.49	.69	...	\$4.71
South Chicago.....	.38	.52	1.24	1.39	.49	.38	...	4.40
North Chicago.....	.38	.52	1.24	1.39	.49	.41	.12	4.63
Hyde Park.....	.38	.52	1.24	1.39	.49	.38	...	4.40
Lake.....	.38	.52	1.24	1.39	.49	.38	...	4.40
Lake View.....	.38	.52	1.24	1.39	.49	.49	.11	4.69
Jefferson.....	.38	.52	1.24	1.39	.49	4.93

*Includes .01 for lake shore protection and .07 for Lincoln park bonds. †Includes .07 for Lincoln park bonds.

TAXING BODIES IN CHICAGO.

1. STATE TAX—For state purposes. The governor, auditor and treasurer constitute the board which ascertains the state per cent required to produce the amount of taxes levied by the general assembly. The "state school tax" is levied in the same manner.
 2. COUNTY TAX—The county board levies the taxes for all county purposes.
 3. CITY TAX—The city council, acting with the mayor, levies the taxes for all city purposes.
 4. SCHOOL TAX—The city council and the mayor make a separate levy for this purpose.
 5. LIBRARY TAX—The city council and the mayor make a separate levy for this purpose.
 6. SANITARY DISTRICT—The tax is levied by the board of trustees.
 7. SOUTH PARK SYSTEM—The south park commissioners levy for park purposes in the towns of South Chicago, Hyde Park and Lake.
 8. WEST PARK SYSTEM—The West Chicago park commissioners levy for park purposes in the town of West Chicago.
 9. LINCOLN PARK—The Lincoln park commissioners are not "corporate authorities," the Lincoln park act not having been adopted by popular vote. The levy for Lincoln park is made by the county treasurer, acting as ex officio supervisor.
 10. RIDGE PARK—A small park district in Rogers Park, organized under the law providing for local park districts by popular vote. The board of five commissioners levies for the district.
 11. THE NORTH SHORE PARK DISTRICT—Organized the same as Ridge Park.
- There are in addition a number of minor taxing bodies, such as the Calumet, Irving, Northwest and Fernwood park boards.
- By an act of the legislature approved May 11, 1901, and by the vote of the people at the spring election in 1902 the townships lying within the limits of Chicago were consolidated and the powers of the town boards transferred to the city council.



*The
Chicago Railways
Company*

*North, Northwest
West and Southwest
Surface Lines*

*The Only Lines from the Heart of
the City to
Lincoln, Humboldt, Garfield
and Douglas Parks
and Their Great Residential Surroundings*





DURING 1913
THIS COMPANY CARRIED
670,000,000 PASSENGERS
OF WHOM
290,000,000 RODE ON
TRANSFERS

OVER 1,800,000 A DAY

GREAT PROBLEMS ARE INVOLVED IN
MOVING THIS VAST THROG

SAFETY, SPEED AND CONVENIENCE
MUST BE CONSIDERED

CO-OPERATION FROM THE PUBLIC IS
ESSENTIAL





EARLY IN 1914
THIS COMPANY WILL HAVE
ADDED TO ITS EQUIPMENT
200 NEW MODEL CARS

LOW STEP
INCREASED SEATING CAPACITY
SANITARY STRAPS
IMPROVED ILLUMINATION

THIS WILL AID IN MEETING THE
DEMANDS FOR
INCREASED TRANSPORTATION FACILITIES

THE GROWTH OF BUSINESS HAS BEEN
PHENOMENAL

NEW CENTERS OF RESIDENTIAL POPULA-
TION AND NEW MERCANTILE DIS-
TRICTS HAVE BEEN DEVELOPED.





DURING 1911, 1912, 1913
THERE WERE ADDED TO THE
SYSTEM 34 MILES OF TRACK

WHILE 122 MILES OF
NEW ROADWAY WERE BUILT
TO REPLACE THE OLD

THE NEW TRACK REPRESENTS THE
HIGHEST TYPE OF CONSTRUCTION
AND ASSURES
SMOOTH, SPEEDY, EASY RUNNING

THERE HAS BEEN A CONSTANT EFFORT
TO IMPROVE THE PERSONNEL OF
TRAIN CREWS

AND RAISE THE STANDARD OF EFFICIENCY
IN SERVING THE PUBLIC





Chicago Railways Company Inexpensive Outings

Trip No. 1—TO LINCOLN PARK AND THE "ZOO": Time one way, twenty-five minutes. Take Clark-Devon, Broadway or Bowmanville car at Dearborn and Monroe; ride to park entrance at Center street, passing on the way through the company's tunnel under the Chicago River, and also within one block of the Chicago Historical Society's library and museum on Dearborn and Ontario streets, and also past the Newberry Library (famous collection of books) at Walton place.

Trip No. 2—TO GARFIELD PARK: Time one way, thirty minutes. Take Madison street car at State and Madison to park entrance at Central Park avenue, passing on the way the new \$20,000,000 Northwestern railroad station at Canal street, and through the great west side shopping district.

Trip No. 3—TO DOUGLAS PARK: Time one way, thirty minutes. Take Ogden avenue car at State and Washington to park entrance near 16th street, passing on the way through the famous Haymarket Square, where anarchists and police met in deadly combat, many years ago. This location (on Randolph street from Desplaines to Halsted) is now a great wholesale market, where farmers bring their products.

Trip No. 4—TO HUMBOLDT PARK: Time one way, thirty-five minutes. Take Division street car at State and Randolph, direct to park entrance at California avenue, passing on the way through the lower section of Milwaukee avenue's great center of trade for the cosmopolitan west side.

Trip No. 5—TO THE GHETTO DISTRICT: Time one way, twenty minutes. Take 12th street car at Dearborn and Adams to Jefferson street. Walk south through the crowded tenement district, where a large section of Chicago's foreign population transact their business. An interesting sight.

Trip No. 6—TO DUNNING INSTITUTION: Time one way, sixty minutes. Take Milwaukee avenue car from State and Madison streets to Irving Park boulevard. Transfer west to Chicago State Hospital entrance near end of line. Here are confined many unfortunate charges of the state, insane and others.

Trip No. 7—TO BOWMANVILLE: Time one way, fifty minutes. Take Bowmanville (Clark-Lincoln) car at Dearborn and Monroe to end of line. This is Bowmanville, a great truck gardening center. On the way the passenger sees all the points of interest of Trip 1, and continues northwest through Lincoln avenue's retail store district.

Trip No. 8—TO EVANSTON (10c): Time one way, eighty minutes. Take Broadway-Howard car at Monroe and Dearborn to end of line (city limits), passing through the same territory as Trip 1, beyond through the old town of Lake View, through Buena Park and Sheridan Park residence districts, through Edgewater (always within a few blocks of Lake Michigan and aristocratic Sheridan road), to city limits. Pay another 5c on a connecting car to Evanston, a wealthy suburb, home of Northwestern University. Here one may take a Chicago & Milwaukee electric car for a long ride to Milwaukee, Wis.

Trip No. 9—TO RIVER FOREST (10c). Time one way, seventy minutes. Take Lake street car at Lake and State streets, through the old west side factory district to end of the line at 60th avenue. Pay another fare on a connecting car, riding through Oak Park, Melrose Park and over the Des Plaines River to River Forest, a beautiful scenic trip.



THE ART INSTITUTE OF CHICAGO.

A museum of fine arts and school of drawing, painting, etc.
Michigan avenue and Adams street.

OFFICERS.

President—Charles L. Hutchinson.
Vice-Presidents—Martin A. Ryerson, Frank G. Logan.
Secretary—Newton H. Carpenter.
Assistant Secretary—William F. Tuttle.
Treasurer—Ernest A. Hamill.
Auditor—William A. Angell.
Director—W. M. R. French.
Librarian—Miss Mary Van Horne.
School Registrar—Theodore F. Keane.
Trustees, 1913-1914—Edward E. Ayer, Adolphus C. Bartlett, John C. Black, Chaucey J. Blair, Edward B. Butler, Clyde M. Carr, Wallace S. DeWolf, Henry H. Getty, John J. Glessner, William O. Goodman, Frank W. Gunsaulus, Charles L. Hutchinson, Bryan Latbrop, Frank G. Logan, R. Hall McCormick, John J. Mitchell, Samuel N. Nickerson, Honore Palmer, Martin A. Ryerson, Howard Shaw, Albert A. Sprague. Ex officio: Carter H. Harrison, mayor; John E. Traeger, city comptroller; John Barton Payne, president south park commissioners; Joseph Donnersberger, auditor south park commissioners.

The Art Institute of Chicago was incorporated May 24, 1879, for the "founding and maintenance of schools of art and design, the formation and exhibition of collections of objects of art and the cultivation and extension of the arts of design by any appropriate means." The museum building upon the lake front, first occupied in 1893, has never been closed for a day. It is open to the public every week day from 9 to 6, Sundays from 12:15 to 10 p. m. Admission is free to members and their families at all times, and free to all upon Wednesdays, Saturdays, Sundays and legal holidays. Upon other days the entrance fee is 25 cents.

All friends of art are invited to become members. Annual members pay a fee of \$10 a year. Life members pay \$100 and are thenceforth exempt from dues. Governing members pay \$100 upon election and \$25 a year thereafter. Upon the payment of \$400 governing members become governing life members and are thenceforth exempt from dues. All receipts from life memberships are invested and the income only expended. All members are entitled, with their families and visiting friends, to admission to all exhibitions, receptions, public lectures and entertainments given by the Art Institute and to the use of the Ryerson reference library upon art. Visitors desiring to see the collections under guidance may make appointments with the museum instructors at the office of the director.

MUSEUM.

The Art museum now ranks among the first three or four in the country. It contains excellent examples of the old masters and of the modern painters. There is also a large and comprehensive collection of sculptures, including reproductions of the work of the greatest sculptors, ancient and modern. There is an extensive collection of architectural casts. Other fields of art are represented by collections of etchings, engravings, textiles, oriental art, Egyptian and classical antiquities, etc.

There is a constant succession of passing exhibitions, thirty or more in a year. All students enjoy the full use of the collections and the library. The number of visitors to the museum during the year ended June 1, 1913, was 925,607.

SCHOOL.

The school of instruction in the practice and theory of art includes departments of painting, sculpture, decorative designing, illustration, architecture and normal instruction. There are day and evening classes for beginners and for advanced pupils and special classes on Saturdays. The instructors number about 80 and the pupils average about 3,000 a year. The principle upon which the school is founded is to maintain in the highest efficiency the severe practice of academic drawing and painting, from life, from the antique and from objects, and around this practice, as a living stem, to group the various departments of art education.

The school is conducted upon the most modern methods and has grown to be the most comprehensive and probably the largest fine arts school in the United States. Constant communication and interchange are kept up with European art centers and distinguished teachers from a distance are called in from time to time. Students may enter at any time. The tuition rates are as follows:

Day School—Full time for full term of twelve weeks, \$30; four weeks, \$12; four days a week, full term, \$27; two weeks, \$11; three days a week, full term, \$24; four weeks, \$9; two days a week, full term, \$18; four weeks, \$7; one day a week, full term, \$12; two weeks, \$5.

Half-Day Courses—Five half days a week, \$24 a term; four weeks, \$10; four half days a week, \$21 a term; four weeks, \$9; three half days a week, \$17 a term; four weeks, \$7; two half days a week, \$13 a term; four weeks, \$5; one half day a week, \$8 a term; four weeks, \$4.

Evening Rates—Three nights a week, \$7 for twelve weeks or \$3 for four weeks; two nights a week, \$5.50 a term or \$2.50 for four weeks; one night a week, \$4 a term or \$2 for four weeks.

Saturday Rates for Juvenile Class—Twelve half days for \$5.

Special Classes—
Pottery—Twelve half days.....\$6.00
Leather—Twelve half days..... 6.00
Metal—Twelve half days..... 6.00
Bookbinding—Twelve half days..... 6.00
Drawing—Twelve half days..... 5.00
Design—Twelve half days..... 5.00
Ceramic Painting—Twelve half days..... 8.00
Ceramic Design—Twelve half days..... 5.00

The attendance of students for the year ended June 1, 1913, was as follows:

Day school.....	1,024
Saturday school.....	735
Evening school.....	888
Summer school.....	335
Total	3,116
Students belonging to two schools.....	230
Grand total.....	2,886

SOCIETIES OF ARTISTS AND ART CLUBS.

Art Students' League—Art Institute; president, Henry Kiefer; secretary, Beatrice Levy.
Artists' Guild—602, 410 South Michigan avenue; president, Charles T. Brown; secretary, Edward M. Ericson.
Chicago Arts and Crafts Society—Secretary, R. R. Jarvie, 842 Exchange avenue.
Chicago Camera Club—329 Plymouth court; president, George C. McKee; secretary, Thomas E. Kiely.
Chicago Ceramic Art Association—Art Institute; president, Mrs. Isabella C. Kissinger; corresponding secretary, Miss Marie Bohman, 1161 West Madison street.

Chicago Public School Art Society—President, Mrs. John H. Buckingham; corresponding secretary, Mrs. Alfred M. Walter, 2729 Prairie avenue.
Chicago Society of Artists (organized 1902)—President, Charles E. Bontwood; secretary, George F. Schultz, 818 Schiller building; meets in Art Institute.
Chicago Water Color Club (organized 1907)—President, George F. Schultz; secretary, Dudley Crafts Watson.
Municipal Art League of Chicago—President, Ralph Clarkson; secretary, Everett L. Millard.
Palette and Chisel Club—President, Fred S. Bertsch; secretary, Gordon St. Clair.

RELIABLE PRINTERS' ROLLERS

SAM'L BINGHAM'S SON
MFG. CO.

CHICAGO

PITTSBURG

ST. LOUIS

KANSAS CITY

ATLANTA

DES MOINES

INDIANAPOLIS

DALLAS

MILWAUKEE

MINNEAPOLIS

COLUMBUS

PRINCIPAL LIBRARIES OF CHICAGO AND EVANSTON.

THE CHICAGO PUBLIC LIBRARY.

Michigan avenue and Washington street.

Board of Directors—Antonio Lagorio, president; Max Henius, vice-president; Philip M. Ksycki, Samuel Despres, Charles C. Breyer, Malcolm McDowell, James J. Healy, Frank J. Pokorney, T. Frank O'Connell.

Standing Committees (1913-1914)—Library: Despres, Henius, Healy Administration: Henius, McDowell, Pokorney. Branches: McDowell, Henius, O'Connell. Delivery stations: Ksycki, Breyer, Despres, O'Connell. Finance: Healy, McDowell, Breyer. By-Laws: O'Connell, Despres, Ksycki. Meetings—Regular meetings of the board are held at 5 p. m. on the second and fourth Mondays of each month.

Librarian—Henry E. Legler. Assistant Librarian—Carl B. Roden. Secretary—Harry G. Wilson.

DEPARTMENTS AND HOURS.

Circulating, open shelf and registry departments, third floor; open 9 a. m. to 8:30 p. m.; closed on Sunday.

Reference room and public card catalogue, fourth floor; open 9 a. m. to 10 p. m.; Sundays and holidays, 9 a. m. to 6 p. m.

Thomas Hughes room for young people, fourth floor; open 9 a. m. to 6:30 p. m.; closed on Sunday.

Art room, fifth floor; open 9 a. m. to 5:30 p. m.; closed on Sunday.

Patents, documents and bound newspapers room, first floor, Randolph street entrance; open 9 a. m. to 5:30 p. m.; closed on Sunday.

Civics room, first floor, Randolph street entrance; open 9 a. m. to 10 p. m.; closed on Sunday.

Reading room for current magazines and newspapers, fourth floor, Randolph street entrance; open 9 a. m. to 10 p. m.; Sundays and holidays, 9 a. m. to 6 p. m.

GENERAL INFORMATION.

The Chicago public library is a free public institution, established under the Illinois library law of 1872. It derives its revenue from an annual library tax of approximately four-tenths of a mill. A board of directors of nine members is appointed by the mayor, three annually for terms of three years. The library occupies the site formerly known as Dearborn park, bounded by Michigan avenue, Washington street, Garland court and Randolph street. The cost of the building was about \$2,000,000, including the furniture, book stacks and machinery. There are twenty-six branches and 118 delivery stations.

The right of drawing books from the public library belongs to all who reside in the city of Chicago, and also to those who make their homes in the suburbs within the limits of Cook county and are regularly employed in the city. In order to become a book borrower it is necessary only to file an application giving the name and residence of the applicant and bearing the signature of a second person, who must be an actual resident of the city, appearing as such in the latest city directory. This person becomes the guarantor for the library for the proper observance of the library regulations on the part of the applicant. These regulations merely provide that books drawn for home use must be returned within the stated period and must not be defaced or injured.

At the close of May 31, 1913, the public library contained 514,259 volumes. The aggregate circulation for the year ending May 31, 1913, was 3,037,035 volumes, which does not include the use of books kept on the open shelves at the main library or its branches or the periodicals or newspapers used in the reading rooms. This use would bring the total book issue to 3,665,796.

BRANCHES.

Open from 1 to 9 p. m. Blackstone, Lewis Institute and Lincoln Center open forenoons also. Blackstone.....49th-st. and Lake-av. Lewis Institute.....1943 W. Madison-st. Austin.....5642 Lake-st. Burr school.....Ashland and Wabansia-avs. Lincoln Center.....Oakwood-bd. and Langley-av.

Lawndale.....Millard-av. and 23d-st. Twenty-sixth street.....3347 W. 26th-st. West Park 1.....Chicago-av. and Noble-st. West Park 2.....14th-pl. and Union-st. West Park 3.....20th and Flsk-sts. Sherman.....Loomis and W. 53d-sts. Cornell.....Wood and W. 51st-sts. Mark White.....Halsted and 30th-sts. Hebrew Institute.....Taylor and Lytle-sts.

DELIVERY STATIONS.

- | | |
|---|---|
| <p>North.</p> <p>1. Elm and Orleans-sts.
2. 2004 Larrabee-st.
3. 2544 Lincoln-av.
4. 4356 N. Hermitage-av.
5. 4016 Lincoln-av.
6. 651 North-av.
7. 7013 N. Clark-st.
8. 3175 Lincoln-av.
9. 5708 Ridge-av.
10. 3230 N. Clark-st.
11. 3701 N. Halsted-st.
12. 1126 Argyle-st.
13. 1133 Wilson-av.
14. 6175 Broadway.
15. 5042 N. Clark-st.</p> <p>South.</p> <p>1. 52 E. 22d-st.
2. 304 E. 31st-st.
3. Oakwood-bd. and Langley-av.
4. 563 W. 43d-st.
5. 49th-st. and Lake-av.
6. 443 W. 63d-st.
7. 2786 Archer-av.
8. 89th-st. and Muskegon-av.
9. 9901 Ewing-av.
10. 72d-st. and Normal-av.
11. 956 E. 55th-st.
12. 336 E. 39th-st.
13. 541 E. 47th-st.
14. 657 W. 120th-st.
15. 11100 Michigan-av.
16. 146 W. 69th-st.
17. 1304 E. 63d-st.
18. 1246 E. 75th-st.
19. 45th-st. and Marshfield-av.
20. 8671 Vincennes-av.
21. 5523 S. Halsted-st.
22. 64th-st. and S. Racine-av.
23. 33d-st. and Shields-av.
24. 7502 Saginaw-av.
25. 5005 State-st.
26. 6603 Cottage Grove-av.
27. 3534 63d-st.
28. 5902 Wentworth-av.
29. 629 92d-pl.
30. 313 E. 58th-st.
31. 553 E. 71st-st.</p> | <p>32. 94th-st. and Winchot-ter-av.
33. 3805 Washnena-av.
34. 68th-st. and Stewart-av.
West.
1. 14th-pl. and Union-av.
2. 1722 Grand-av.
3. 1943 W. Madison-st.
4. 1813 S. Ashland-av.
5. 1560 Milwaukee-av.
6. 728 S. Western-av.
7. 1625 N. California-av.
8. 3555 Ogden-av.
9. 1011 W. Harrison-st.
10. 4035 W. Madison-st.
11. 4200 Irving Park-bd.
12. 2822 W. Madison-st.
13. 3249 W. Belmont-av.
14. 2639 N. Rockwell-st.
15. 4431 N. Kilpatrick-av.
16. 4055 W. 23d-st.
17. 3306 W. 12th-st.
18. 2386 Milwaukee-av.
19. 3605 Armitage-av.
20. 6013 Ceylon-av.
21. Taylor and Lytle-sts.
22. 636 N. Lawndale-av.
23. 4056 W. North-av.
24. Grand-av. and Sangamon-st.
25. 5642 Lake-st.
26. 2248 W. Ohio-st.
27. 4209 Armitage-av.
28. 3054 W. Harrison-st.
29. 426 N. Kedzie-av.
30. 1959 W. 20th-st.
31. 3123-3125 W. 22d-st.
32. 3347 W. 26th-st.
33. 4822 Milwaukee-av.
34. 5124 W. Chicago-av.
35. 20th and Flsk-sts.
36. Chicago-av. and Noble-st.
37. 2659 Monticello-av.
38. 3406 W. North-av.
39. 610 N. Cicero-av.
40. Ashland and Wabansia-avs.
41. 2063 W. 12th-st.
42. 1105 N. California-av.
43. Millard-av. and 23d-st.
44. 628 S. Cicero-av.</p> |
|---|---|

THE JOHN CRERER LIBRARY.

110 North Wabash avenue, 6th floor.

President—Hon. Peter S. Grosscup. Vice-Presidents—Thomas D. Jones and Robert Forsyth.

Secretary—Leonard A. Busby. Treasurer—William J. Lunderback. Librarian—Clement W. Andrews.

Board of Directors—E. W. Blatchford, Robert T. Lincoln, John M. Clark, Frank S. Johnson, Peter S. Grosscup, Marvin Hughtit, Thomas D. Jones, John J. Mitchell, Leonard A. Busby, Robert Forsyth, Chauncey Keep, Frederick H. Rawson and the mayor and the comptroller of the city of Chicago, ex officio.

Hours—The library is open daily, except Sunday, from 9 a. m. to 10 p. m.

The John Crerer library contained in October, 1913, 319,000 volumes and 100,000 pamphlets on the social, physical, natural and medical sciences and



QUALITY METALS

THE BLATCHFORD

"NO. 1" STEREOTYPE METAL.

STAR STEREOTYPE METAL.

BLATCHFORD PERFECTION LINOTYPE METAL.

MONOTYPE METAL. AUTOPLATE METAL.

SPECIAL MIXTURES.

THE CHICAGO DAILY NEWS.

CHICAGO, November 9, 1913.

Messrs. E. W. Blatchford Company,
230 North Clinton-st., City.

Gentlemen: We have used the Blatchford metals—stereotype, linotype and autoplate—continuously for many years, and with uniform satisfaction. We believe them to be unsurpassed in quality.

Very truly yours,

VICTOR F. LAWSON, Publisher.

Manufactured Exclusively by

E. W. Blatchford Company

CHICAGO

NEW YORK

their applications. They cannot be taken from the library, but may be freely consulted by all who wish to do so. The department of medical science, formerly housed in the Newberry library building, has now been moved to the main library, where the Senn reading room is open to physicians and students.

THE NEWBERRY LIBRARY.

North Clark street and Walton place.

President—E. W. Blatchford.

Librarian—William N. C. Carlton.

Secretary—Jesse L. Moss.

Trustees—George E. Adams, Eliphalet W. Blatchford, Frederick I. Carpenter, Franklin H. Head, David B. Jones, Bryan Lathrop, George Manierre, Horace H. Martin, Edward L. Ryerson, John A. Spoor, John P. Wilson, John P. Wilson, Jr., Moses J. Wentworth.

Hours—From 9 a. m. to 10 p. m. every day except Sundays and the following holidays: Jan. 1, May 30, July 4, Thanksgiving and Christmas.

The Newberry library, Nov. 1, 1913, contained 350,955 books and pamphlets. These are not circulated, but are kept for reference purposes. The library is free to the public.

EVANSTON PUBLIC LIBRARY.

Orrington avenue and Church street.

Free to residents of Evanston and open to others on payment of an annual fee of \$2.50, or 25 cents a month. Reference department free to all. Library open from 9 a. m. to 9 p. m. week days. Reading room open from 2 to 6 p. m. Sundays, except during July and August, and holidays, except Jan. 1, July 4, Thanksgiving day and Dec. 25. The Coe music collection, which contains more than 1,400 books, 388 pieces of sheet music and 560 pianola rolls, is open to all. The medical science room, containing over 600 medical books and periodicals, is open to resident physicians and nurses and to others by special arrangement. Total number of volumes June 1, 1913, 49,638. Librarian, Mary B. Lindsay.

LEWIS INSTITUTE LIBRARY.

West Madison and Robey streets.

The Lewis institute library contains about 21,000 volumes and 6,000 pamphlets. The public is invited to use the library for reference, but books are loaned only to instructors and students of the institute. Throughout the school year the library is open from 8 a. m. to 5 p. m. daily except on Saturday, when it closes at 3 p. m.; during the session of the night school the library is also open from 8 a. m. to 9:30 p. m. Librarian, Miss Frances S. Talcott.

UNIVERSITY OF CHICAGO LIBRARY.

At the university, 59th street and Ellis avenue.

This library contained July 1, 1913, 403,503 bound volumes and 195,000 pamphlets. It is primarily for the use of the faculty and students at the university, but others may have the privilege of drawing books available for circulation upon the payment of a fee. Properly accredited scholars visiting Chicago will receive complimentary cards for a term of four weeks or less upon application. The reading room is open to all. The director of the library is Ernest D. Burton; the associate director is J. C. M. Hanson.

CHICAGO HISTORICAL SOCIETY LIBRARY.

Dearborn avenue and West Ontario street.

President—Clarence A. Burley.

First Vice-President—Charles H. Conover.

Second Vice-President—Dr. Otto L. Schmidt.

Secretary—Seymour Morris.

Treasurer—Orson Smith.

Librarian—Caroline M. McIlvaine.

Executive Committee—Clarence A. Burley, Seymour Morris, Edward L. Ryerson, William A. Fuller, Charles F. Gunther, Edward F. Swift, Joy Morton, John A. Spoor.

The library, museum and portrait gallery are open free to the public from 9 a. m. to 5 p. m. on week days. It is a repository of matter relating to the history and archeology of the northwest, particularly of Chicago, comprising some 40,000

volumes and 75,000 pamphlets and a large collection of MSS., maps, views, etc., illustrative of the development of Illinois and the central west.

ST. IGNATIUS' COLLEGE LIBRARY.

1076 West 12th street.

The library of the college of arts of Loyola university. It contains about 45,000 volumes for the use of the faculty and students, but may be consulted by others on application to the librarian. Open from 8 a. m. to 4 p. m. Librarian, A. J. Garvy, S. J.

WESTERN SOCIETY OF ENGINEERS.

1735 Monadnock block.

The library of this society contains over 9,200 volumes, almost altogether engineering, scientific and technical works, and is maintained at the cost of the society. It is a free public reference library open for use during business hours of business days. Secretary and Librarian, J. H. Warder.

CHICAGO LAW INSTITUTE LIBRARY.

1025 County building.

President—Frederick A. Smith.

Secretary—Alfred E. Barr.

Treasurer—Frederic S. Hebard.

Librarian—William H. Holden.

The library contains about 53,000 volumes.

GARRETT BIBLICAL INSTITUTE LIBRARY.

Evanston, Ill.

This is a reference library of theology for the use of the faculty and students of the institute but open to the public October to June from 8 a. m. to 6 p. m. and from 7 to 10 p. m. Nov. 1913, the library contained 37,835 volumes. Librarian, Doremus A. Hayes; assistant librarian in charge, Samuel G. Ayres.

NORTHWESTERN UNIVERSITY LIBRARY.

Evanston, Ill.

The Northwestern university library contains 145,000 bound volumes and 87,000 pamphlets July 1, 1913. The library is open during the college year from 8 a. m. to 10 p. m. daily, except Sunday, and during the summer vacation from 8 a. m. to 12 m. and from 1:30 to 5 p. m. Librarian, Walter Lichtenstein.

PULLMAN PUBLIC LIBRARY.

73 to 77 Arcade building, Pullman, Ill.

Contains 10,000 volumes. Library open from 8 a. m. to 5:30 p. m. and in the evenings from 6:45 to 9 o'clock; also Sundays and holidays, 2 to 6 p. m. Librarian, Bertha S. Ludlam; assistants, Caroline H. Mott and Rhoda Hiestand.

FIELD MUSEUM OF NATURAL HISTORY LIBRARY.

Jackson park.

The museum library occupies three rooms in the north end of the building and is open to the public every week day from 9 a. m. to 4:30 p. m. It is a scientific reference library. Visitors can consult books by making application to the office of the library. The magazines in the reading room are accessible to the public. Sept. 30, 1913, the library contained approximately 60,000 books and pamphlets. Librarian, Elsie Lippincott.

RYERSON LIBRARY.

Art institute, Michigan avenue and Adams street.

The Ryerson library of the Art Institute is devoted to works on fine art and travel. It contains more than 8,500 bound volumes and collections of 29,500 photographs and 11,000 lantern slides. Open every day from 8:30 a. m. to 5:30 p. m. The library is primarily for the students of the institute, but is practically a free reference library on fine art. Librarian, Mary Van Horne.

AMERICAN STEEL FOUNDRIES

MANUFACTURERS OF

RAILWAY SUPPLIES

CAST STEEL PRODUCTS
OF
EVERY DESCRIPTION

NEW YORK

CHICAGO

ST. LOUIS

BARTELL BROTHERS

DEALERS IN

OILS

539 PLYMOUTH PLACE

Telephones { Harrison 229
Auto. 64-229

CHICAGO

F. D. CROFOOT

Phone 759 Main

PRINTING BY ELECTRIC LIGHT

CROFOOT, NIELSON & COMPANY

BLUE PRINTERS

Blue Printing, Black Printing Blue Line and Color Printing

Special Service Always—Speed and RESULTS. Big Floor Space and Equip-
ment for Rush Orders.

180 W. WASHINGTON STREET, CHICAGO

HAMMOND LIBRARY.
1610 Warren avenue.

The Hammond library of the Chicago Theological seminary contains 32,000 volumes. It is intended for the use of the faculty and students of the Chicago Theological seminary, but may be used by clergymen and others. The library is open on week days from Sept. 29 to May 5 from 8:30 a. m. to 12 m. and from 1 to 10 p. m., except Saturdays, when it is closed at 5 p. m.; May 6 to Sept. 23 from 8:30 a. m. to 12 m. and 1 to 5 p. m.; Saturdays 8:30 a. m. to 12 m.; closed Sundays. Assistant librarian, Edith M. Morgan.

CHILDREN'S SCIENCE LIBRARY.

The Chicago Academy of Sciences, Lincoln park, contains over 500 volumes for children on natural history, including plants, animals, astronomy, geography and industries. The reading room is open

from 9 a. m. to 4:30 p. m. each week day. Individual guidance in the proper use of nature study books is given by the librarian.

ELBERT H. GARY LAW LIBRARY.

Northwestern University building, North Dearborn and West Lake streets, Chicago.

The Gary Library of Law, one of the largest of the kind in existence, was the gift of Elbert H. Gary of New York, N. Y., to the Northwestern University Law school. It is open, without charge, to nonresident lawyers presenting satisfactory credentials. Resident lawyers who are graduates of the Northwestern University Law school are charged a registration fee of \$1 per year for the privilege of using the library; all other resident lawyers are charged a registration fee of \$4 a year. The library in 1913 contained about 43,000 volumes. Librarian, F. B. Crossley.

FIELD MUSEUM OF NATURAL HISTORY.

President—Stanley Field.
Vice-Presidents—Martin A. Ryerson, Watson F. Blair.
Director of the Museum and Secretary—Frederick J. V. Skiff.
Treasurer—Byron L. Smith.
Assistant Secretary and Recorder—D. C. Davies.

The Field Museum of Natural History, established in 1894 at the close of the World's Columbian exposition of 1893, occupies the temporary building erected for fine arts in Jackson park, the exposition site. The founding of a scientific institution of this character in Chicago was made possible by the gift of \$1,000,000 by Marshall Field, who on his death (Jan. 16, 1906) bequeathed the institution a further \$8,000,000, \$4,000,000 for the erection of a permanent building and \$4,000,000 for endowment. In addition \$800,000 has been donated by other individuals and there is an annual income from other sources than endowment of about \$25,000. The citizens of Chicago have confirmed legislative provision for the levy of a tax for the maintenance of the museum when a new building shall have been erected, which it is estimated will eventually produce approximately \$100,000 per annum.

The nucleus of the exhibition material was gathered by gift and purchase at the World's Columbian exposition. Most of this material, however, has since been rearranged, readapted or discarded. Several departments created at the organization have been abandoned, until, after the lapse of eleven years and the expenditure of over \$4,000,000, the museum is now divided into four departments—namely, anthropology, botany, geology and zoology. Many expeditions for the purpose of obtaining study, exhibition and exchange material and data have been dispatched to all parts of North America and to different countries. The results

of these expeditions, investigations and researches have been published by the museum from time to time, which publications have been distributed to kindred societies and institutions both at home and abroad. Two courses of free lectures are given annually. An important contribution of \$250,000 by Norman W. Harris was announced in December, 1911, for the extension of the work of the museum into the public schools of Chicago. The plans for carrying out Mr. Harris' wishes were placed in operation in the spring of 1913. The museum has a working library of about 62,000 titles, an extensive exchange system, fully equipped departmental laboratories, a herbarium of 280,000 sheets, study collections in mammals and birds reaching many thousand specimens, a large two-story taxidermy section, a well equipped printing shop, illustration studios and assaying and lapidary rooms. In North American ethnology, in the world's mineralogy, in economic botany the museum is particularly prominent, while its series of mounted mammals furnish examples of advanced museum methods. The present main building covers nine acres and is open to the public on all days except Christmas and Thanksgiving. An admission fee of 25 cents is charged except on Saturdays and Sundays, when admission is free to all. Students, scholars and teachers are admitted free on all days between 9 a. m. and 4 p. m.

The museum is incorporated under state law and the administrative control rests in a board of trustees with president, secretary, etc. The executive of the museum is the director, under whom there are four head curators with divisional assistant curators, preparators, etc. The entire museum records, the accessions system, the historical files, publications and supplies are in charge of a recorder.

CHICAGO CITY ATTORNEYS SINCE 1837.

N. B. Judd.....1837-1839	John C. Miller.....1857	George F. Sugg.....1889-1891
Samuel L. Smith.....1839	Elliott Anthony.....1858	Jacob J. Kern.....1891-1893
Mark Skinner.....1840	George F. Crocker.....1859	George A. Trude.....1893-1895
George Manierre.....1841, 1843	John Lyle King.....1860	Roy O. West.....1895-1897
Henry Brown.....1842	Ira W. Buell.....1861	Miles J. Devine.....1897-1899
Henry W. Clarke.....1844-1845	George A. Meech.....1862	Andrew J. Ryan.....1899-1892
Charles H. Larrabee.....1846	Francis Adams.....1863-1864	John E. Owens.....1902-1903
Patrick Ballingall.....1847, 1854	Daniel D. Driscoll.....1865-1866	John F. Smulski.....1903-1905
Giles Spring.....1848	Haebrouck Davis.....1867-1869	Frank D. Ayers.....1905-1907
O. R. W. Lull.....1849	Israel N. Stiles.....1869-1873	John R. Caverly.....1908-1910
Henry H. Clark.....1850-1851	Egbert Jamelson.....1873-1875	Clyde L. Day.....1910-1911
Arno Voss.....1852-1853	R. S. Tutbill.....1876-1878	Nicholas L. Piotrowsky.....1911-
J. A. Thompson.....1855	Julius S. Grinnell.....1879-1885	The city attorneyship became
J. L. Marsh.....1856	Hempstead Washburne.....1885-1889	an appointive office in 1905.

WAGES OF CHICAGO STREET RAILWAY EMPLOYEES.

In August, 1912, the employes of the Chicago street railway companies voted to strike unless given an advance in wages. The matter was referred to an arbitration board consisting of Justice Orrin N. Carter of the State Supreme court, representing the public; Herbert E. Fleming, representing the companies, and Judge Kickham Scanlan, representing the employes. The board after a long and careful examination made its award

March 29, 1913, announcing the following scale to date back to Aug. 1, 1912:	
First 3 months.....\$0.23	Third year......29
Second 3 months......25	Fourth year......30
Second 6 months......26	Fifth year......31
Third 6 months......27	Sixth year......32
Fourth 6 months......28	

This was practically an advance of 2 cents an hour over the old scale. Judge Scanlan made a minority report advocating a higher scale.

The Chicago City Railway Company

The Chicago City Railway Company (including the Calumet and South Chicago Railway Company and the Southern Street Railway Company, which it operates) serves the south division of the City of Chicago, an area of approximately one hundred and twelve square miles, with a population of over one million people.

Through routes are operated and passengers are exchanged and transferred with the Chicago Railways Company.

Connections are also made with all the steam railroads and the electric interurban and elevated railroads operating in and about Chicago.

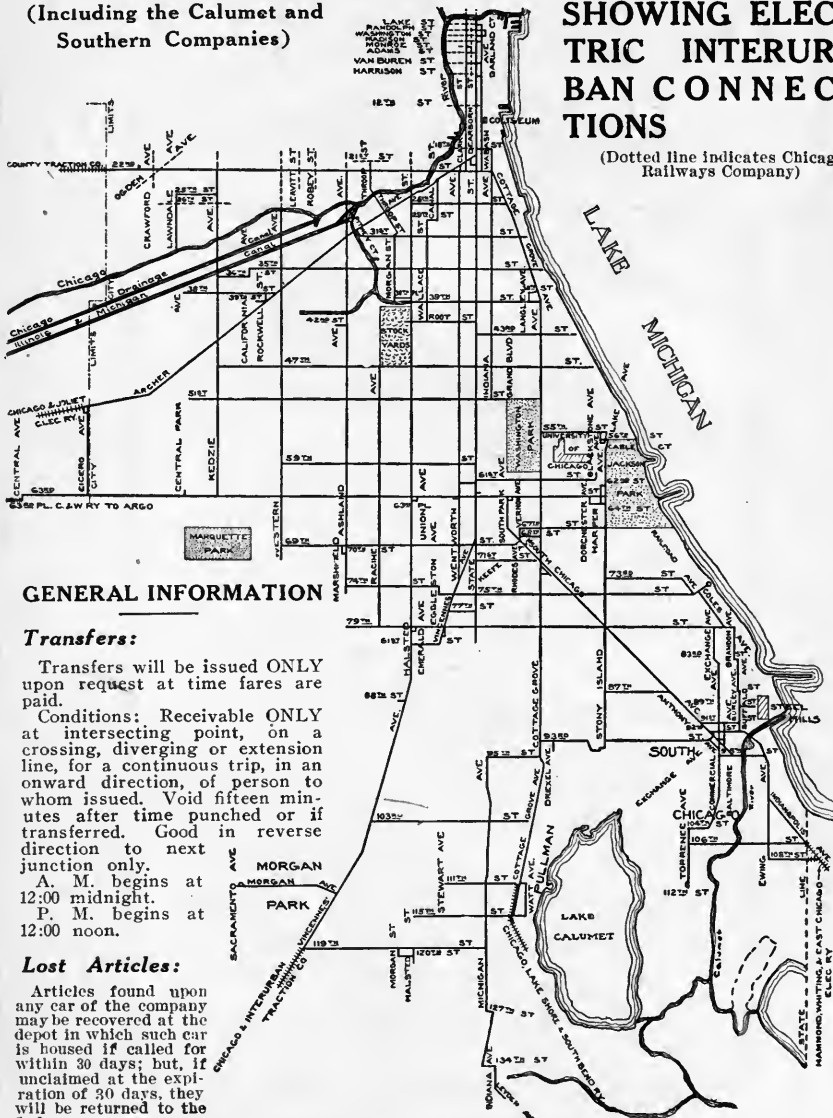
SAFETY REQUIRES WATCHFULNESS

MAP OF THE CHICAGO CITY RAILWAY COMPANY

(Including the Calumet and Southern Companies)

SHOWING ELECTRIC INTERURBAN CONNECTIONS

(Dotted line indicates Chicago Railways Company)



GENERAL INFORMATION

Transfers:

Transfers will be issued ONLY upon request at time fares are paid.

Conditions: Receivable ONLY at intersecting point, on a crossing, diverging or extension line, for a continuous trip, in an onward direction, of person to whom issued. Void fifteen minutes after time punched or if transferred. Good in reverse direction to next junction only.

A. M. begins at 12:00 midnight.

P. M. begins at 12:00 noon.

Lost Articles:

Articles found upon any car of the company may be recovered at the depot in which such car is housed if called for within 30 days; but, if unclaimed at the expiration of 30 days, they will be returned to the finders.

ALWAYS LOOK BOTH WAYS BEFORE CROSSING TRACKS

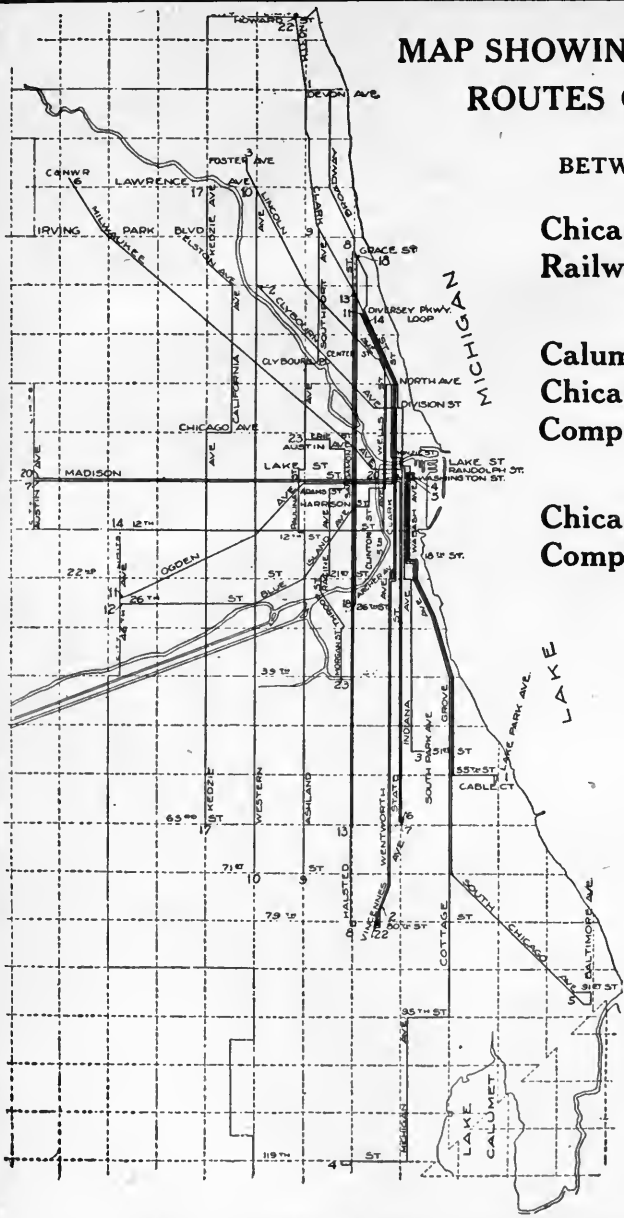
MAP SHOWING THROUGH ROUTES OF CARS

BETWEEN

**Chicago City
Railway Company**

**Calumet and South
Chicago Railway
Company**

**Chicago Railways
Company**



FACE FORWARD WHEN ALIGHTING FROM CAR

CONDENSED TIME TABLE—OWL CAR SERVICE NORTH AND SOUTH LINES

So. Chgo. No. 5 Interval 45 min.	Cottage Grove				Indiana 51st Int'ry ¹ 15 min.		State 73d Int'ry ¹ 15 min.		Wentworth 79th Int'ry ¹ 15 min.		TIMEPOINTS Intersecting Lines	Halsted 79th Int'ry ¹ 15 min.		Wall'ce and Racine Int'ry ¹ 30 min.		Ashl'nd No. 9 Int'ry ¹ 15 min.		West'rn No. 10 Int'ry ¹ 30 min.		Kedzie 22d-63d Int'ry ¹ 1 hour		
	Grand Cross'g Int'ry ¹ 15 min.		55th Int'ry ¹ 15 min.		1st last owl owl		1st last owl owl		1st last owl owl			1st owl	last owl	1st owl	last owl	1st owl	last owl	1st owl	last owl	1st owl	last owl	
	1st owl	last owl	1st owl	last owl	1st owl	last owl	1st owl	last owl	1st owl	last owl		1st owl	last owl	1st owl	last owl	1st owl	last owl	1st owl	last owl	1st owl	last owl	
Lv. 93d & Baltimore	12.48	5.03	1.47	5.02	12.55	4.56	1.00	4.15	12.15	4.00	Lv. Terminal Lv.	12.08	4.38	12.01	4.31	12.00	4.15	12.00	5.00	11.53	4.53	
	12.53	5.08	1.02	4.17	12.24	4.09	Lv. 67th-69th Lv.	12.14	4.44	12.04	4.34	12.01	4.16	
	12.56	5.11	1.06	4.21	12.28	4.13	Lv. 63d. Lv.	12.20	4.50	12.06	4.38	12.05	4.20	12.05	5.05	11.53	4.53	
	12.57	5.12	1.07	4.22	12.30	4.15	Lv. 59th-61st Lv.	12.22	4.52	12.10	4.40	12.07	4.22	
	1.01	5.16	1.58	5.13	Ar. 55th & C.G. Ar.	12.27	4.57	12.15	4.45	12.12	4.27	
	1.03	5.18	12.56	4.56	1.13	4.28	12.35	4.20	Lv. 51st. Lv.	12.27	4.57	12.15	4.45	12.12	4.27	
	1.06	5.21	12.58	4.58	1.16	4.31	12.38	4.23	Lv. 47th. Lv.	12.30	5.00	12.18	4.48	12.15	4.30	12.15	5.15	12.03	5.03	
	1.08	5.23	1.00	5.00	1.19	4.34	12.41	4.26	Lv. Root-43d Lv.	12.33	5.03	12.24	4.54	
	1.10	5.25	1.03	5.03	1.21	4.36	12.43	4.28	Lv. 39th. Lv.	12.35	5.05	12.27	4.57	
	1.11	4.56	1.05	5.05	1.23	4.38	12.45	4.30	Lv. 35th. Lv.	12.37	5.07	12.29	4.59	12.22	4.37	
1.13	4.58	1.05	5.05	1.23	4.41	12.45	4.33	Lv. 31st. Lv.	12.40	5.10	12.32	4.62	12.25	4.40		
1.16	5.01	1.08	5.08	1.33	4.48	12.55	4.40	Lv. Archer. Lv.	12.44	5.14	12.37	5.07	12.25	4.40	12.19	5.19	12.06	5.06		
1.20	5.05	1.05	5.05	1.31	4.46	12.53	4.38	Lv. 22d. Lv.	12.48	5.18	12.39	5.08	12.30	4.45	12.28	5.28	12.20	5.20		
1.25	5.12	1.13	5.13	1.41	4.53	Ar. Terminal Ar.	1.01	5.31	12.53	5.23	1.00	5.15	1.10	6.10	12.20	5.20		
1.34	5.19	1.26	5.26	1.45	5.00	1.06	4.51													
Lv. 71st & Cottage	1.40	5.25	1.32	5.32	1.50	5.05	1.12	4.57	SOUTHBOUND		1.07	5.37	12.55	5.25	12.00	4.15	11.45	5.15	12.22	5.22
	1.53	5.38	1.45	5.45	2.04	5.19	1.25	5.10	Lv. Terminal Lv.	1.20	5.50	1.10	5.40	12.30	4.45	12.27	5.57	12.22	5.22	
	1.58	5.43	1.50	5.50	2.09	5.24	1.30	5.15	Lv. 2d. Lv.	1.24	5.54	1.11	5.41	12.35	4.50	12.36	6.06	12.36	5.36	
	1.06	5.43	1.52	5.52	2.11	5.26	1.32	5.17	Lv. Archer. Lv.	1.23	5.58	1.16	5.46	12.35	4.50	
	2.03	4.33	1.55	4.40	2.14	5.29	1.35	5.20	Lv. 31st. Lv.	1.30	6.09	1.18	5.48	12.38	4.53	
	2.05	4.35	1.57	4.42	2.16	5.31	1.36	5.21	Lv. 35th. Lv.	1.33	6.03	1.21	5.51	
	2.08	4.38	2.00	4.45	2.19	5.34	1.40	5.25	Lv. Root-43d Lv.	1.34	6.04	1.24	5.54	12.40	6.10	12.39	5.39	
	2.10	4.40	2.02	4.47	2.21	5.36	1.42	5.27	Lv. 47th. Lv.	1.38	6.08	1.30	6.01	12.45	5.03	
	2.13	4.43	2.01	5.01	Lv. 51st. Lv.	1.40	6.10	1.32	6.02	12.45	5.03	
	2.16	4.46	2.26	5.41	1.47	5.32	Lv. 55th & C.G. Lv.	1.45	6.15	1.37	6.07	12.53	5.08	
2.18	4.48	2.29	5.44	1.50	5.35	Lv. 63. Lv.	1.48	6.18	1.40	6.10	12.55	5.10	12.50	6.20	12.49	5.49		
2.21	4.51	2.33	5.48	1.54	5.39	Lv. 67th-69th Lv.	1.52	6.22	1.44	6.14	12.59	5.14		
2.26	4.56	2.12	5.12	2.03	4.48	2.35	5.50	2.03	5.41	Ar. Terminal Ar.	1.58	6.28	1.47	1.00	5.15	12.55	6.25	12.49	5.49		

FIRST AND LAST DAY CARS

	Leaving Time					Leaving Time															
	Week Days		Sundays			Week Days		Sundays													
	1st car	last car	1st car	last car		1st car	last car	1st car	last car												
Through Route 1 56th-st. and Lake Park-av..... Clark-st. and Devon-av.....	5:28 am	12:03 am	5:44 am	12:00 mdt	Through Route 13 63d and Halsted-sts..... Clark and Halsted-sts.....	5:10 am	11:50 pm	5:05 am	12:08 am	4:52 am	11:42 pm	5:00 am	11:50 pm								
Through Route 2 77th-st. and Vincennes-av..... 80th-st. and Vincennes-av..... Belmont and Clybourn-avs.....	4:34 am	4:34 am	Through Route 22 77th-st. and Vincennes-av..... 80th-st. and Vincennes-av..... Howard & Clark-sts.....	4:26 am	4:47 am	4:22 am	12:17 am	4:42 am	12:16 am								
Through Route 3 51st-st. and Grand boulevard..... Foster and Lincoln-avs.....	5:28 am	12:15 am	6:00 am	11:46 pm	Through Route 23 39th and Morgan-sts..... Ashland-av. and Erie-st.....	5:55 am	9:40 pm	5:50 am	10:00 pm	5:10 am	9:25 pm	5:30 am	9:55 pm								
Through Route 4 119th and Halsted-sts..... Randolph-st. and Wabash-av.....	6:02 am	9:05 pm	7:34 am	9:50 pm	26th Street Halsted-st..... Cottage Grove-av.....	5:15 am	12:15 am	5:15 am	12:15 am	5:25 am	12:25 am	5:25 am	12:25 am								
Through Route 6 63d-st. and State-st..... Milwaukee-av. & C. & N. W. Ry. ...	6:02 m	11:26 pm	6:23 am	10:14 pm	71st Street State-st..... Cottage Grove-av.....	5:52 am	11:54 pm	5:52 am	11:54 pm	6:00 am	12:00 mdt	6:00 am	12:00 mdt								
Through Route 7 63d and State-sts. Austin-av. and Madison-st.....	5:56 am	11:45 pm	6:17 am	10:56 pm	79th Street Ashland-av..... State-st.....	5:38 am	12:18 am	5:38 am	12:10 am	5:50 am	12:06 am	5:50 am	11:58 pm								
Through Route 8 79th and Halsted-sts..... Grace and Halsted-sts.....	4:44 am	12:14 am	4:46 am	12:30 am	63d St.—Clearing Chicago Lawn (Central Pk-av.) Clearing (Central-av.)..... Argo limits Archer and Cicero-avs..... Argo (63d and Archer-av.).....	4:58 am	12:13 am	5:28 am	12:13 am	5:18 am	12:28 am	5:43 am	12:28 am	5:30 am	11:45 pm	5:30 am	11:45 pm	6:00 am	12:15 am	6:00 am	12:15 am

ENTER AND LEAVE CAR ONLY WHEN IT STOPS.

CONDENSED TIME TABLE—OWL CAR SERVICE

EAST AND WEST LINES

Archer			22d Interval 15 min.			31st Interval 15 min.			35th Interval 30 min.			38th Interval 30 min.			39th Interval 30 min.			TIME POINTS Intersecting Lines			43d and Foot Interval 15 min.			47th Interval 15 min.			51st Interval 20 min.			58th and 51st Interval 15 min.			63d Robey Interval 15 min.			63d C. Lawn Interval 30 min.			67th and 88th Interval 15 min.		
			Last Owl	1st Owl	Last Owl	Last Owl	1st Owl	Last Owl	Last Owl	1st Owl	Last Owl	Last Owl	1st Owl	Last Owl	Last Owl	1st Owl	Last Owl				Last Owl	1st Owl	Last Owl	Last Owl	1st Owl	Last Owl	Last Owl	1st Owl	Last Owl	Last Owl	1st Owl	Last Owl	Last Owl	1st Owl	Last Owl						
11.51	4.51	12.15	4.45	12.10	4.55	12.15	5.00	12.25	4.56	12.50	4.50	Lv. Terminal..Lv	12.06	5.06	12.06	5.03	12.20	5.20	12.05	5.05	12.35	4.35	12.10	4.55	12.35	4.35	12.10	4.55													
12.07	5.07	12.32	4.30	12.23	5.08	12.15	5.00	12.28	4.58	Lv. Western..Lv	12.08	5.08	12.23	5.23	12.09	5.09	12.43	4.43	12.14	4.59	12.43	4.43	12.14	4.59													
12.15	5.15	12.36	5.00	12.29	5.14	12.15	5.00	12.33	5.03	Lv. Ashland..Lv	12.13	5.13	12.25	5.25	12.11	5.11	12.40	5.03	12.16	5.01	12.40	5.03	12.16	5.01													
12.22	5.22	12.37	5.07	12.35	5.20	12.21	5.05	12.30	5.09	12.52	4.52	Lv. Racine..Lv	12.06	5.06	12.15	5.15	12.25	5.25	12.11	5.11	12.45	4.53	12.19	5.04	12.45	4.53	12.19	5.04													
12.24	5.24	12.39	5.09	12.37	5.22	12.23	5.07	12.32	5.11	12.53	4.53	Lv. Walnut..Lv	12.08	5.08	12.17	5.17	12.26	5.26	12.12	5.12	12.46	4.53	12.21	5.04	12.46	4.53	12.21	5.04													
12.28	5.28	12.43	5.13	12.40	5.25	12.30	5.15	12.47	5.17	12.58	4.58	Lv. Wentworth..Lv	12.11	5.11	12.23	5.23	12.33	5.33	12.20	5.20	12.58	4.58	12.24	5.09	12.58	4.58	12.24	5.09													
.....	Lv. State..Ar	12.12	5.12	12.26	5.26	12.35	5.35	12.30	5.30	12.59	4.59	12.25	5.10	12.59	4.59	12.25	5.10													
.....	Lv. Indiana..Ar	12.15	5.15	12.28	5.28	12.37	5.37	12.31	5.31	12.59	4.59	12.26	5.11	12.59	4.59	12.26	5.11													
.....	Lv. C. Grove..Lv	12.19	5.19	12.34	5.34	12.43	5.43	12.36	5.36	12.59	4.59	12.27	5.12	12.59	4.59	12.27	5.12													
12.40	5.40	12.55	5.25	12.41	5.26	12.36	5.21	12.52	5.22	1.03	5.03	Ar. Terminal..Ar	12.22	5.22	12.37	5.37	12.46	5.46	12.38	5.38	1.11	5.11	12.31	5.16	1.11	5.11	12.31	5.16													
.....													
.....													
12.42	5.42	12.57	5.27	12.43	5.28	12.37	5.22	12.55	5.25	1.05	4.35	Lv. Terminal..Lv	12.23	5.23	12.38	5.38	12.46	5.46	12.36	5.36	1.13	5.23	12.40	5.25	1.13	5.23	12.40	5.25													
.....	Lv. C. Grove..Lv	12.26	5.26	12.41	5.41	12.49	5.49	12.38	5.38	1.19	5.34	12.41	5.26	1.19	5.34	12.41	5.26													
.....	Lv. Indiana..Lv	12.30	5.30	12.45	5.45	12.53	5.37	12.38	5.38	1.24	5.39	12.42	5.26	1.24	5.39	12.42	5.26													
12.54	5.54	1.06	5.39	12.41	5.29	12.43	5.28	1.01	5.30	1.10	4.40	Lv. State..Ar	12.31	5.31	12.46	5.46	12.54	5.39	12.44	5.44	1.26	5.41	1.26	5.41	1.26	5.41	1.26	5.41													
.....	Ar. Wentworth..Lv	12.34	5.34	12.48	5.48	12.56	5.40	12.46	5.46	1.28	5.45	1.28	5.45	1.28	5.45	1.28	5.45													
12.58	5.58	1.15	5.43	12.45	5.36	12.47	5.32	1.04	5.34	1.14	4.44	Lv. Wentworth..Lv	12.36	5.36	12.50	5.40	12.58	5.44	12.44	5.44	1.33	5.48	1.33	5.48	1.33	5.48	1.33	5.48													
1.00	6.00	1.15	5.45	12.49	5.34	12.49	5.34	1.06	5.36	1.16	4.46	Ar. Halsted..Ar	12.40	5.40	12.55	5.45	12.59	5.43	12.45	5.45	1.35	5.48	1.35	5.48	1.35	5.48	1.35	5.48													
.....	Lv. Halsted..Lv	12.40	5.40	12.55	5.45	12.59	5.43	12.45	5.45	1.37	5.50	1.37	5.50	1.37	5.50	1.37	5.50													
1.10	6.10	1.25	5.55	12.55	5.40	12.55	5.40	1.14	5.44	Lv. Racine..Lv	12.55	5.55	12.46	5.46	12.52	5.52	1.40	5.55	1.40	5.55	1.40	5.55	1.40	5.55													
1.17	6.17	1.32	6.02	1.01	5.46	1.19	5.49	Lv. Ashland..Ar	1.03	6.03	12.49	5.49	12.55	5.55	1.45	5.45	1.45	5.45	1.45	5.45	1.45	5.45													
1.33	6.33	1.39	6.09	1.15	6.00	12.55	5.40	1.21	5.51	1.18	4.48	Ar. Terminal..Ar	12.41	5.41	1.08	6.08	12.52	5.52	12.59	5.59	1.53	6.08	1.53	6.08	1.53	6.08	1.53	6.08													

ARM SHOULD NOT BE PUT OUT OF WINDOW OF CAR.

NOTABLE BUILDINGS IN CHICAGO.

Name, location, height in stories, height in feet and approximate cost given in order.

- Adams Express—115 South Dearborn street; 10; 140; \$450,000.
- Advertisers—123 West Madison street; 16; 209; \$350,000.
- American Trust and Savings Bank—Clark and Monroe streets; 18; 272; \$1,000,000.
- Art Institute—Michigan avenue and Adams street; 8; 75; \$600,000.
- Ashland—Clark and Randolph streets; 16; 200; \$1,500,000.
- Auditorium—Michigan avenue and Congress street; 11; 145 (to top of tower, 270); \$3,200,000.
- Auditorium Annex—Michigan avenue and Congress street; 11; 152; \$1,000,000.
- Auditorium Annex No. 2—528 South Michigan avenue; 13; 180; \$750,000.
- Barthelme—616-622 Michigan avenue; 10; 150; \$350,000.
- Bedford—Adams and Dearborn streets; 14; 188; \$475,000.
- Blackstone Hotel—Michigan avenue and Hubbard court; 20; 220; \$1,500,000.
- Board of Trade—Jackson boulevard and LaSalle street; 9; 135; \$1,800,000.
- Borland—Monroe and LaSalle streets; 17; 239; \$630,000.
- Born—342-344 5th avenue; 12; 165; \$300,000.
- Born—533 South Franklin street; 10; 165; \$500,000.
- Boston Store—State street and Calhoun place; 12; 195; \$1,500,000; addition, 17; 260; \$1,000,000.
- Boyce—30 North Dearborn street; 12; 155; \$250,000.
- Breda—105 North Dearborn street; 13; 160; \$325,000.
- Brevort House—120 West Madison street; 12; 175; \$500,000.
- Brooks—315 Franklin street; 10; 142; \$330,000.
- Burlington—Jackson boulevard and Clinton street; 21; 260; \$1,500,000.
- Butler Brothers—Randolph and Canal streets; 14; 200; \$1,750,000.
- Cable—307 South Wabash avenue; 10; 140; \$350,000.
- Carson, Pirie, Scott & Co.—State and Madison streets; 12; 168; \$1,350,000.
- Caxton—506 South Dearborn street; 12; 150; \$270,000.
- Central Trust Bank—117 West Monroe street; 3; 75; \$250,000.
- Chamber of Commerce—LaSalle and Washington streets; 13; 190; \$1,000,000.
- ChAMPLAIN—State and Madison streets; 15; 197; \$500,000.
- Chicago Athletic Association—12 South Michigan avenue; 10; 165; \$600,000.
- Chicago Athletic Association Addition—71 East Madison street; 13; 214; \$500,000.
- Chicago Opera House—Clark and Washington streets; 10; 130; \$600,000.
- Chicago Savings Bank—State and Madison streets; 14; 196; \$750,000.
- Chicago Title and Trust—69 West Washington street; 16; 210; \$600,000.
- Church—32 South Wabash avenue; 12; 150; \$300,000.
- City Hall—LaSalle street, between Randolph and Washington streets; 12; 247; \$5,000,000.
- City Hall Square—119-121 North Clark street; 20; 250; \$1,500,000.
- Columbia—Clark, near Madison; 11; 125; \$500,000.
- Columbus Memorial—State and Washington streets; 14; 251; \$300,000.
- Commercial National Bank—Clark and Adams streets; 18; 274; \$3,800,000.
- Congress Hotel—See Auditorium annex.
- Consumers—State and Quincy streets; 21; 260; \$1,500,000.
- Continental—South 5th avenue and Quincy street; 10; 140; \$250,000.
- Continental and Commercial National Bank—5th avenue and Adams street; 20; 260; \$4,500,000.
- Conway—Washington near Clark street; 21; 260; \$2,000,000.
- Cook County Courthouse—Clark street, between Randolph and Washington streets; 12; 247; \$5,000,000.
- Corn Exchange National Bank—LaSalle and Adams streets; 16; 189; \$1,000,000.
- Counseiman—LaSalle street and Jackson boulevard; 9; 145; \$325,000.
- Dexter—35 West Adams street; 8; 140; \$150,000.
- Federal Life—166 North Michigan avenue; 12; 175; \$400,000.
- Dry Goods Reporter—Market and Quincy streets; 12; 150; \$130,000.
- Eilsworth—537 South Dearborn street; 14; 170; \$300,000.
- Fair—State and Adams streets; 11; 165; \$1,500,000.
- Farwell Trust—225 South LaSalle street; 12; 165; \$275,000.
- Federal Building—See postoffice.
- Field, Marshall (retail)—State street, between Randolph and Washington streets; 12; 225; \$6,000,000; addition, Wabash avenue and Randolph street; 12; \$2,000,000.
- Field, Marshall (men's store)—Wabash avenue and Washington street; 20; 260; \$2,500,000.
- Field, Marshall (wholesale)—Adams street and 5th avenue; 8; 130; \$2,000,000.
- Field Warehouse—West Polk and Ellsworth streets; 13; 160; \$500,000.
- Fine Arts—410 South Michigan avenue; 10; 150; \$750,000.
- First National Bank—Dearborn and Monroe streets; 17; 257; \$3,000,000.
- Fisher—Dearborn and Van Buren streets; 20; 274; \$965,000.
- Fisk—Wabash avenue and South Water street; 13; 150; \$300,000.
- Fort Dearborn—Clark and Monroe streets; 12; 150; \$400,000.
- Fort Dearborn Hotel—Van Buren and LaSalle streets; 17; 250; \$1,100,000.
- Gaff—230 South LaSalle street; 9; 145; \$275,000.
- Gage—18 South Michigan avenue; 12; 168; \$500,000.
- Gibbons—49 W. Jackson boulevard; 16; 200; \$398,000.
- Goddard—Wabash avenue and Monroe street; 13; 160; \$300,000.
- Grand Central Station—Harrison street and 5th avenue; 7; 212½ (to top of tower); \$1,000,000.
- Great Northern Hotel—Dearborn street and Jackson boulevard; 17; 176; \$900,000.
- Harris Trust and Savings Bank—111 West Monroe street; 21; 260; \$2,500,000.
- Hamilton Club—10 South Dearborn street; 10; 150; \$250,000.
- Hart, Schaffner & Marx—Franklin and Monroe streets; 12; 190; \$1,000,000.
- Hartford—Madison and Dearborn streets; 14; 165; \$1,000,000.
- Harvester—Michigan avenue and Harrison street; 15; 212; \$1,000,000.
- Heyworth—Madison street and Wabash avenue; 18; 286; \$1,500,000.
- Hibbard, Spencer, Bartlett & Co.—South Water and State streets; 10; 135; \$1,000,000.
- Hirsh, Wickwire & Co.—337 South Franklin street; 10; 114; \$500,000.
- Home Insurance—LaSalle and Adams streets; 12; 156; \$300,000.
- Hotel LaSalle—LaSalle and Madison streets; 23; 260; \$3,500,000.
- Hunter—Madison and Market streets; 12; 148; \$500,000.
- Illinois Athletic Club—112 South Michigan avenue; 12; 200; \$500,000.
- Illinois Central Station—Park row, near Michigan avenue; 13; 225 (to top of tower); \$1,000,000.
- Illinois Trust and Savings Bank—LaSalle street and Jackson boulevard; 2; 58; \$300,000.
- Insurance Exchange—Jackson boulevard and 5th avenue; 22; 260; \$4,000,000.
- Isabella—21 East Van Buren street; 10; 166; \$200,000.
- Kaiserhof Hotel—324 South Clark street; 9; 110; \$200,000.
- Karpen—Michigan avenue and Eldredge place; 12; 200; \$1,400,000.
- Kent—Franklin and Congress streets; 10; 140; \$500,000.
- Kesner—Madison street and Wabash avenue; 17; 226; \$850,000.
- Kling Bros. & Co.—411 South 5th avenue; 10; 150; \$250,000.
- Kohn—425 South Franklin street; 10; 150; \$300,000.
- Kuppenheimer—415 South Franklin street; 10; 150; \$350,000.
- Lake View—116 South Michigan avenue; 12; 200; \$250,000.

The Home of Things Electrical

BEAUTIFUL art-glass lamps in many styles and at prices to suit every purse. Lamps for the reading table, music room, office and boudoir. The most complete and moderately priced line of Electric Lamps in the West may be seen at

ELECTRIC SHOP

CHICAGO

Jackson and Michigan Boulevards

And in every home where Electric Light is used a coffee percolator, chafing dish and other electrical conveniences will make housekeeping still easier. Things electrical save time and trouble.

"An Electrical Gift Is Always Appreciated."

Every courtesy is extended to visitors. You are invited to come and see our display of lamps and utensils.



- Lakota—Michigan avenue and 30th street; 10; 140; \$750,000.
- LaSalle Street Station—Van Buren and LaSalle streets; 14; 192; \$2,500,000.
- Lees—19 South 5th avenue; 14; 165; \$400,000.
- Lexington Hotel—Michigan avenue and 22d street; 10; 130; \$750,000.
- Lombard—Fifteenth avenue and Quincy street; 11; 175; \$500,000.
- Ludington—1104 S. Wabash avenue; 8; 112; \$275,000.
- Lytton—State street and Jackson boulevard; 18; 260; \$2,250,000.
- Majestic Theater—22 West Monroe street; 20; 240; \$1,000,000.
- Mallers—Wabash avenue and Madison street; 21; 260; \$1,500,000.
- Mallers—226 South LaSalle street; 12; 175; \$275,000.
- Mallers—Market and Quincy streets; 10; 150; \$200,000.
- Mandel—Wabash avenue and Madison street; 15; 226; \$2,000,000.
- Manhattan—431 S. Dearborn street; 16; 208; \$700,000.
- Marquette—Dearborn and Adams streets; 16; 229; \$1,000,000.
- Masonic Temple—State and Randolph streets; 21; 354 (to observation platform); \$3,000,000.
- Medinah Temple—5th avenue and Jackson boulevard; 12; 190; \$500,000.
- Mentor—State and Monroe streets; 16; 192; \$500,000.
- Merchants' Loan and Trust Bank—Clark and Adams streets; 12; 157; \$1,000,000.
- Michigan Avenue—Michigan boulevard and Washington street; 15; 200; \$1,500,000.
- Monadnock—Dearborn and Van Buren streets; 16; 194; \$2,000,000.
- Monon—40 South Dearborn street; 12; 160; \$285,000.
- Monroe—Michigan avenue and Monroe street; 14; 200; \$1,500,000.
- McClurg—218 South Wabash avenue; 9; 125; \$200,000.
- McCormick—Michigan avenue and Van Buren street; 20; 260; \$1,000,000; addition, 20; 260; \$1,500,000.
- McNeill—321 W. Jackson boulevard; 10; 140; \$250,000.
- National Life—29 South LaSalle street; 12; 160; \$1,200,000.
- Newberry Library—Clark street and Walton place; 5; 70; \$850,000.
- New York Life—LaSalle and Monroe streets; 14; 166; \$1,000,000.
- North American—State and Monroe streets; 20; 260; \$1,800,000.
- Northern Trust Bank—LaSalle and Monroe streets; 4; 74; \$500,000.
- Northwestern Railway (office)—226 West Jackson boulevard; 14; 212; \$2,000,000.
- Northwestern Railway (terminal station)—West Madison and Canal streets; 3; 116; \$20,000,000 (including site).
- Old Colony—Dearborn and Van Buren streets; 17; 203; \$900,000.
- Orchestra Hall—216 South Michigan avenue; 8; 110; \$900,000.
- Otis—Madison and LaSalle streets; 18; 250; \$1,500,000.
- Palmer—367 West Adams street; 10; 140; \$450,000.
- Palmer House—State and Monroe streets; 9; 100; \$3,500,000.
- Patten—Harrison and Sherman streets; 12; 168; \$450,000.
- Peoples Gas—Michigan avenue and Adams street; 20; 260; \$3,000,000.
- Pontiac—Dearborn and Harrison streets; 14; 170; \$350,000.
- Pope—633 Plymouth court; 12; 160; \$290,000.
- Post—167 Washington street; 11; 154; \$225,000.
- Postal Telegraph—137-153 Van Buren street; 11; 150; \$900,000.
- Postoffice—Adams and Clark streets; 8; 300 (to top of dome); \$4,000,000.
- Powers—Wabash avenue and Monroe street; 13; 160; \$400,000.
- Printers—Polk and Sherman streets; 8; 120; \$400,000.
- Public Library—Michigan avenue, between Randolph and Washington streets; 3; 95; \$1,200,000.
- Pullman—Adams street and Michigan avenue; 9; 125; \$800,000.
- Railway Exchange—Michigan avenue and Jackson boulevard; 17; 220; \$1,600,000.
- Record-Herald—163 West Washington street; 7; 124; \$500,000.
- Rector—Clark and Monroe streets; 13; 175; \$700,000.
- Reid, Murdoch & Co.—North side of river between Clark and LaSalle streets; 9; 175; \$1,000,000.
- Reliance—State and Washington streets; 16; 200; \$500,000.
- Republic—State and Adams streets; 19; 260; \$1,100,000.
- Rialto—140 West Van Buren street; 9; 144; \$700,000.
- Rookery—LaSalle and Adams streets; 11; 165; \$1,500,000.
- Rothschild—304 South State street; 8; 138; \$250,000.
- Royal Insurance—160 West Jackson boulevard; 13; 185; \$800,000.
- Schiller—64 West Randolph street; 16; 211; \$750,000.
- Security—Madison street and 5th avenue; 14; 147; \$450,000.
- Sherman House—Clark and Randolph streets; 14; 200; \$2,500,000.
- Siegel, Cooper & Co.—State and Van Buren streets; 8; 123; \$1,250,000.
- Silversmiths—10 S. Wabash avenue; 10; 135; \$250,000.
- Society Brand—Franklin and Congress streets; 13; 160; \$450,000.
- Spitz & Schoenberg—529 South Franklin street; 10; 150; \$250,000.
- Star—538 South Dearborn street; 12; 150; \$250,000.
- Steger—Wabash avenue and Jackson boulevard; 20; 250; \$800,000.
- Steinway—64 E. Van Buren street; 11; 188; \$280,000.
- Stevens—Wabash avenue near Washington; 19; 250; \$1,000,000.
- Stewart—State and Washington streets; 12; 145; \$800,000.
- Stock Exchange—LaSalle and Washington streets; 13; 173; \$1,250,000.
- Straus—Clark and Madison streets; 10; 141; \$250,000.
- Studebaker—629 S. Wabash avenue; 10; 135; \$350,000.
- Tacoma—Madison and LaSalle streets; 13; 165; \$500,000.
- Telephone—Washington, between 5th avenue and Market street; 20; 260; \$2,500,000.
- Temple—LaSalle and Monroe streets; 12; 185; \$1,000,000.
- Temple Court—219 South Dearborn street; 9; 100; \$300,000.
- Teutonic—Washington street and 5th avenue; 10; 130; \$500,000.
- Theodore Thomas Hall—See Orchestra hall.
- Tower (old Montgomery Ward)—Michigan avenue and Madison street; 25; 394 (to top of tower); \$1,500,000.
- Transportation (Heisen)—Dearborn and Harrison streets; 22; 260; \$2,000,000.
- Tribune—Dearborn and Madison streets; 17; 244; \$1,500,000.
- Trude—Wabash avenue and Randolph street; 14; 190; \$500,000.
- Unity—127 North Dearborn street; 16; 208; \$800,000.
- University Club—Michigan avenue and Monroe street; 9; 130; \$1,150,000.
- Van Buren—Van Buren street and 5th avenue; 10; 130; \$250,000.
- Venetian—15 E. Washington street; 13; 181; \$350,000.
- Virginia—Ohio and Rush streets; 10; 150; \$500,000.
- Vogue—286-290 South 5th avenue; 10; 150; \$200,000.
- Webster—127 South Market street; 10; 150; \$150,000.
- Western Methodist Book Concern—14 West Washington street; 11; 133½; \$250,000.
- Western Union—111 West Jackson boulevard; 13; 176; \$700,000.
- Westminster—Monroe and Dearborn streets; 16; 200; \$1,200,000.
- Williams—205 West Monroe street; 10; 140; \$200,000.
- Wilson—528 South 5th avenue; 10; 150; \$500,000.
- Y. M. C. A.—19 South LaSalle street; 17; 260; \$1,000,000.

The limit of height under a building ordinance passed Feb. 6, 1911, is 200 feet.

CHICAGO FEDERATION OF LABOR.

President—John J. Fitzpatrick.
Vice-President—Oscar F. Nelson.
Secretary—E. N. Nockels.

Financial Secretary—Fred G. Hopp.
Treasurer—Thomas F. Kennedy.
Headquarters—166 West Washington street.

Phone Randolph 4888

THE W. H. SCHOTT COMPANY

ENGINEERS, CONSTRUCTORS, MANAGERS

1813-1816 HARRIS TRUST BUILDING

CHICAGO

LIGHT AND POWER PLANTS
CENTRAL HEATING PLANTS
ELECTRIC RAILWAYS
HYDRO-ELECTRIC PLANTS
WATERWORKS AND GAS PLANTS

**SPECIAL ATTENTION GIVEN TO EXAMINATIONS AND REPORTS
 FOR FINANCIAL INSTITUTIONS**

WM. SCHLAKE, Pres.

WM. G. BOHNSACK, Sec. & Sales Mgr.

C. B. VER NOOY, Vice-Pres. and Treas.

ILLINOIS BRICK COMPANY

916 CHAMBER OF COMMERCE

CHICAGO

TELEPHONES { MAIN 17
 { AUTOMATIC 3-2461

ASYLUMS AND HOMES IN CHICAGO AND VICINITY.

Agard Deaconess Rest Home—Lake Bluff.
 Altenhelm—(See German Old People's Home).
 Augustana Central Home—1346 LaSalle avenue.
 Augustana Nursery—1346 LaSalle avenue.
 Augustana Nurses' Home—351 Garfield avenue.
 Baptist Deaconesses and Girls' Home—1346 West Superior street.
 Bethany Home for the Aged—5015 N. Paulina street.
 Beulah Home—2144 North Clark street.
 Bohemian Old People's Home—5061 North Crawford avenue.
 Chicago Baptist Old People's Home—Maywood.
 Chicago Baptist Orphanage—Maywood.
 Chicago Deaconesses' Home—22 West Erie street.
 Chicago Home for Boys—1500 West Adams street.
 Chicago Home for Convalescent Women and Children—1516 West Adams street.
 Chicago Home for Incurables—5535 Ellis avenue.
 Chicago Home for Jewish Orphans—Drexel avenue and 62d street.
 Chicago Industrial Home for Children—Office 1132 West Washington boulevard.
 Chicago Municipal Lodging House—162 North Union avenue.
 Chicago Nursery and Half Orphan—1932 Burling-st.
 Chicago Orphan—5120 South Park avenue.
 Chicago Refuge for Girls—5024 Indiana avenue.
 Chicago State Home—Dunning.
 Church Home for Aged Persons—4325 Ellis avenue.
 Cook County Home (for Poor)—Oak Forest.
 Cook County Kinderhelm—1356 North Rockwell-st.
 Danish High School Home—3925 Michigan avenue.
 Danish Lutheran Orphan—3320 Evergreen avenue.
 Danish Old People's Home—6909 Walnut avenue.
 Danish Young People's Home—706 East 56th street.
 Evangelical Deaconesses' Home—408 Wisconsin-st.
 Faith Missionary Home—300 West 74th street.
 Florence Crittenton Anchorage—2615 Indiana-av.
 Foundlings' Home—15 South Wood street.
 Frances Juvenile Home—3929 Indiana avenue.
 German Baptist Old People's Home—1843 North Spaulding avenue.
 German Deaconesses' Home—2048 Dayton street.
 German Hospital Nurses' Home—2329 Belden court.
 German Old People's Home—Forest Park, Ill.
 Guardian Angel, German Orphan—2001 Devon-av.
 Helen Day Nursery—702 Barber street.
 Home for the Aged—West Harrison and Throop.
 Home for Aged Jews—Drexel avenue and 62d street.
 Home for Aged and Infirm Colored People—510 West Garfield boulevard.
 Home for Destitute Crippled Children—1653 Park avenue.
 Home for the Friendless—Vincennes avenue and 51st street.
 Home for Jewish Friendless and Working Girls—Ellis avenue and 63d street.
 Home for Missionaries' Children—Morgan Park.
 Hope Hall—6036 West Ravenswood park.
 Home of the Good Shepherd—1126 Grace street.
 Illinois Industrial Home for the Blind—1900-1932 Marshall boulevard.
 Illinois Industrial School for Girls—Park Ridge, Ill.
 Illinois Masonic Orphans' Home—LaGrange, Ill.
 Illinois Manual Training School Farm—Glenwood, Ill. Office 608, 160 West Jackson boulevard.

Illinois St. Andrew Society Old People's Home—Riverside, Ill.
 Immanuel Women's Home—1505 LaSalle avenue.
 Jackson Park Sanitarium—64th street and the lake.
 King (James C.) Home for the Aged—Garfield boulevard and South Park avenue.
 Lutheran Children's Home—Rockwell and Hirsch.
 Lutheran Mission Home for Young Women—1307 East 64th street.
 Lutheran Orphans' Home—Addison, Ill.
 Margaret Etter Creche—2421 Wabash avenue.
 Marks Nathan Jewish Orphan—1550 S. Albany-av.
 Martha Washington Home—North Western avenue and Irving Park boulevard.
 Mercy Home—2834 Wabash avenue.
 Methodist Deaconess Orphanage—Lake Bluff.
 Methodist Episcopal Old People's Home—1417 Foster avenue.
 Miriam Club, Homes for Jewish Working Girls—434 Bowen avenue and 4501 Forrestville avenue.
 Mission of Our Lady of Mercy—1138 Jackson-bd.
 Norwegian-Danish Deaconess Home—1925 N. Sawyer avenue.
 Norwegian Lutheran Bethesda Home—2244 Hadson avenue.
 Norwegian Lutheran Deaconess Home—1138 North Leavitt street.
 Norwegian Old People's Home—6054 Avondale-av.
 Old People's Home—4720 Vincennes avenue.
 Olivet Girls' Home—668 Gardner street.
 Olivet Old Ladies' Home—668 Gardner street.
 Orthodox Jewish Home for the Aged—Albany and Ogden avenues.
 Park Ridge School for Girls—Park Ridge.
 Paulist Day Nursery—919 South Wabash avenue.
 Phyllis Wheatley Home—3530 Forest avenue.
 Ruth Club Home for Jewish Working Girls—6001 Indiana avenue.
 St. Anthony's Orphanage—2033 Frankfort street.
 St. Charles School for Boys—St. Charles, Ill.
 St. Joseph's Home for the Aged and Crippled—2649 North Hamlin avenue.
 St. Joseph's Home for the Friendless—Lake avenue and 35th street.
 St. Joseph's Orphan Asylum—Lake-av. and 35th-st.
 St. Mary's Home for Children—2822 W. Jackson-bd.
 St. Mary's Mission Home—850 Washington-bd.
 St. Mary's Nursery—2822 West Jackson boulevard.
 St. Mary's Training School for Boys—Des Plaines.
 St. Vincent's Infant Asylum—721 LaSalle avenue.
 St. Vincent's Orphan Asylum—2649 North Hamlin avenue.
 Sarah Hackett Stevenson Memorial Lodging House for Women—2412 Prairie avenue.
 Susanna Wesley Home—3330 Indiana avenue.
 Swedish Baptist Old People's Home—Morgan Park.
 Ulich Evangelical Lutheran Orphan Asylum—2014 Burling street.
 Volunteers of America Children's Home—Evanston.
 Volunteers of America Day Nursery—1201 Washington boulevard.
 Washingtonian Home—1529 West Madison street.
 Western German Baptist Old People's Home—1843 North Spaulding avenue.
 Young Woman's Christian Association Home—830 South Michigan avenue.
 Young Woman's Christian Home—501 S. Ashland-bd.

CHICAGO INTERURBAN TROLLEY LINES.

Following are the principal electric interurban lines with terminals in or near Chicago, with the names of the principal points reached by them:

Chicago & Milwaukee—Terminal in Evanston; makes connection with Northwestern elevated and surface lines to Chicago; runs north to Waukegan, Kenosha, Racine and Milwaukee; branch from Lake Bluff to Libertyville and Rockfeller. Electric lines run from Milwaukee to Burlington, to East Troy, to Waukesha, Pewaukee, Oconomowoc and Watertown and to Sheboygan and Elkhart lake.

Chicago & Joliet—Terminal at 48th street and Archer avenue; runs southwest to Lockport and Joliet; connects at Joliet with line for Aurora, Chicago Heights and other cities.

Aurora, Elgin & Chicago—Terminal at 256 6th avenue, runs in a westerly direction to Wheaton, where one branch runs northwest to Elgin and

one southwest to Aurora; at Eola Junction on the latter branch a line runs to Batavia. Aurora and Elgin are connected by a line which runs as far south as Yorkville and as far north as Carpenterville. At Elgin connection is made with a line running to Belvidere and Rockford and from the latter place a line runs west to Freeport and another north to Beloit and Janesville. At Aurora a line runs northwest to DeKalb. The Aurora, Elgin & Chicago road is operated on the third-rail system.

Chicago & Southern Traction—Terminal at 79th and Halsted streets; runs in a southeasterly direction to Chicago Heights and Kankakee.

Chicago, Lake Shore & South Bend—Terminal at Pullman; runs in an easterly direction to Michigan City and South Bend; connects at South Bend with interurban lines reaching various points in Michigan and Indiana.

WE NEVER SLEEP

Regan Printing House

PRINTERS *and* BOOKBINDERS

ONE OF THE MOST COMPLETE
PRINTING AND BOOKBINDING
ESTABLISHMENTS IN THE WEST

525-537 PLYMOUTH PLACE
CHICAGO, ILL.

TELEPHONE—ALL DEPARTMENTS—HARRISON 6281

THE NATIONAL MALLEABLE CASTINGS COMPANY

ESTABLISHED IN 1873
AS THE
CHICAGO MALLEABLE IRON COMPANY

REFINED MALLEABLE IRON CASTINGS
FOR EVERY PURPOSE

2610 West 25th Place, Corner Rockwell Street



"A run of nine. You've got to go some to beat that!"

Home Billiards

No indoor game has such charm for boys as billiards or pocket-billiards.

The Home Billiard Room, with its Brunswick "Baby Grand," holds its own against all outside attractions. Billiard playing stimulates the manly desire to excel—cultivates accuracy, calculation, concentration. It keeps young folks contentedly within the wholesome influences of home. And no one has ever yet outgrown his love for this grand old game. Its gifts of health, recreation, exercise, amusement, good fellowship, are now available to all.

The Brunswick line of Billiard and Pocket-Billiard Tables offers an almost unlimited range of choice.

Every "Brunswick," from the inexpensive styles in special home sizes to the superb Regulation Tables, is the absolute best in its class.

Low prices and easy terms.

Ask for Catalog "The Home Magnet"

The Brunswick-Balke-Collender Co.

623-633 South Wabash Avenue, Chicago.

The "Baby Grand"

World's Finest Home Billiard Table

Every home can now afford the luxury of a high class billiard table.

The "Baby Grand" is made of solid Mahogany, attractively inlaid, fitted with Slate Bed and the celebrated Monarch Quick-Acting Cushions.

Concealed Cue Rack and Accessory Drawer holds entire playing equipment. Accurate angles, unexcelled playing qualities.

Furnished as a Carom, Pocket-Billiard or Combination Carom and Pocket-Billiard Table. Sizes, 3x6, 3½x7, 4x8. Our "Convertible" Billiard Tables (used also as Library Tables, Dining Tables or Davenport) can be used in any room.

Over a Year to Pay

Complete Playing Outfit Furnished Free

Choose any size or style of Brunswick Billiard Table—take over a year to pay. Complete high grade Playing Outfit goes with table, including Cues, Balls, Bridge, Rack, Markers, Chalk, Cover, Book "How to Play," etc., etc.



"Baby Grand"
Pocket-Billiard Table

Visit the "Baby Grand" Exhibit

*All styles and sizes on display in our
show rooms. . . . Visitors welcome*

Ask for Catalog "The Home Magnet"

The Brunswick-Balke-Collender Co.

623-633 South Wabash Avenue, Chicago.

ELEVATED RAILROAD STATIONS.

ON THE "LOOP."

Wabash and Adams, Wabash and Madison, Wabash and Randolph, Lake and State, Lake and Clark, 5th avenue and Randolph, 5th avenue and Madison, 5th avenue and Quincy, Van Buren and LaSalle, Van Buren and Dearborn and Van Buren and State.

CHICAGO & OAK PARK LINE.

Route: West on Lake street to Central avenue and west on South boulevard to Forest Park.

Stations: Clinton, Halsted, Morgan, Ann, Sheldon, Ashland, Wood, Robey, Oakley, Campbell, California, Sacramento, Kedzie, Garfield Park, Hamlin, Crawford avenue, Kostner avenue, Cicero avenue, Laramie avenue, Central, North Menard avenue, Austin avenue, Lombard avenue, Ridgeland avenue, Oak Park avenue, Wisconsin avenue, to Forest Park.

METROPOLITAN ROAD.

GARFIELD PARK LINE.

Route: West from Franklin and Van Buren streets to Des Plaines avenue.

Stations: Franklin, Canal, Halsted, Racine, LaSalle, Marshfield, Ogden, Hoyne, Western, California, Sacramento, Kedzie, St. Louis, Garfield, Crawford avenue, Tripp avenue, Kral avenue, Cicero avenue, Laramie avenue, Central avenue, Austin avenue, Lombard avenue, Gunderson avenue, Oak Park avenue, Home avenue, Harlem avenue, Hannah street, Des Plaines avenue.

DOUGLAS PARK LINE.

Route: South from Marshfield avenue station to West 21st street and west to South Laramie avenue.

Stations: Polk, 12th street, 14th place, 18th street, Wood, Hoyne, Western, California, Douglas Park, Kedzie, Homan, Clifton Park, Lawndale, South Crawford avenue, South Kildare avenue, South 46th avenue, South 50th avenue, South 52d avenue, South 54th avenue, South 56th avenue.

HUMBOLDT PARK LINE.

Route: Northwest from Marshfield avenue station to Robey street, thence west to Lawndale avenue.

Stations: Madison, Lake, Grand, Chicago, Division, Robey, Western, California, Humboldt, Kedzie, Ballou, Lawndale.

LOGAN SQUARE LINE.

Route: Same as Humboldt park line to Robey street and North avenue; thence northwest to Logan square.

Stations beyond Robey: Western, California, Sacramento, Logan square.

Note—Trains on all the Metropolitan elevated lines run around the "loop" and stop at the stations between Franklin and Marshfield except that during the rush hours in the morning and evening some of them run through from Halsted to Marshfield without stopping at the intermediate stations. Trains also run west from terminal station in 5th avenue near Van Buren street.

NORTHWESTERN LINE.

Route: North from 5th avenue and Lake street to North avenue, west to Sheffield and north to Wilmette.

Stations: Kinzie, Chicago, Oak, Division, Schiller, Sedgwick and North avenue, Larrabee, Halsted, Willow, Center, Webster, Fullerton, Wrightwood, Diversy, Wellington, Belmont, Clark and Roscoe, Addison, Grace, Sheridan and Graceland, Buena Park, Wilson, Argyle, Edgewater (Bryn Mawr), North Edgewater, Hayes avenue, Rogers Park (Farwell), Birchwood, Howard avenue, Calvary, Main street (Evanston), Dempster street, Davis street, Noyes street, Central avenue and Wilmette. Trains also arrive at and depart from station at North Clark and Kinzie streets.

Express trains stop at Kinzie, Chicago, Fullerton, Belmont, Sheridan road and Wilson avenue.

RAVENSWOOD BRANCH.

Route: West from Clark and Roscoe streets to

west side of Chicago & Northwestern tracks, north to Leland avenue and west to Kimball avenue.

Stations: Southport, Paulina, Addison, Irving Park boulevard, Montrose, Wilson, Robey, Western, Rockwell, Francisco, Kedzie.

SOUTH SIDE (ALLEY L) LINE.

Route: South from Van Buren street and Wabash avenue to 40th street, east to alley between Prairie avenue and Grand boulevard, south to 63d street and east to Stony Island avenue.

Stations: Congress, old Congress, 12th street, 18th street, 22d street, 26th street, 29th street, 31st street, 33d street, 35th street, 39th street, Indiana avenue, 43d street, 47th street, 51st street, 55th street, 58th street, 61st street, South Park, Cottage Grove, University avenue, Dorchester avenue, Stony Island.

ENGLEWOOD BRANCH.

Route: West from Prairie avenue and 58th street to Wentworth avenue, south to 63d street and west to Loomis street.

Stations: State and 59th, Wentworth and 59th, Princeton and 61st, Harvard and 63d, Parnell and 63d, Halsted and 63d, Racine and 63d, Loomis and 63d.

NORMAL PARK BRANCH.

Route: South from 63d street and Stewart avenue to 67th street, west to Normal avenue and south to 69th street.

Stations: 65th street and Stewart avenue, 67th and Stewart, 69th and Normal avenue.

KENWOOD BRANCH.

Route: East from 40th street and Calumet avenue to Oakenwald avenue and 42d street.

Stations: Grand boulevard and 40th street, Vincennes avenue and 40th, Cottage Grove avenue and 41st, Drake boulevard and 41st, Ellis avenue and 41st, Lake Park and 41st street, 42d street and Oakenwald avenue.

STOCKYARDS BRANCH.

Route: West from Indiana avenue and 40th street to the stockyards.

Stations: Indiana avenue, Wallace street, Halsted street, Exchange station, Morris station, Swift station, Packers' station, Armour station.

TRANSFERS AND TRANSFER STATIONS.

Transfers from one line to another are given by the elevated roads at four stations on the loop—Randolph street and 5th avenue, Clark and Lake streets, State and Van Buren streets and Adams street and Wabash avenue. Passengers on the Northwestern may transfer to the Metropolitan at Randolph and 6th avenue, to the Oak Park line at State and Van Buren and to the South Side line at Randolph and 5th avenue. On the South Side line the best transfer point during the morning is at Clark and Lake streets and during the evening at Adams and Wabash. On the Metropolitan the best transfer points in the morning are: To the South Side, State and Van Buren, and to the Northwestern or Oak Park at Clark and Lake; in the evening the best transfer points are at State and Van Buren for the South Side or Oak Park, and at Adams and Wabash for the Northwestern. On the Oak Park line the best transfer points in the morning are: To the Metropolitan, West Lake near Paulina; to the South Side, State and Van Buren; to the Northwestern, Adams and Wabash; in the evening the best transfer points are: To the Metropolitan or South Side, Randolph and 5th avenue; to the Northwestern, Adams and Wabash.

THROUGH ROUTES NORTH AND SOUTH.

Through trains are run between the north and south sides on the Northwestern and South Side lines. The through routes designated by their terminals are: Evanston and Jackson park (express); Wilson avenue and Englewood (express); Wilson avenue and South park (local). North bound through trains use Wabash avenue and Lake street; south bound through trains use 5th avenue and Van Buren street.

HARRIS, WINTHROP & CO.

15 Wall St., New York
125 Pall Mall, S. W., London

The Rookery, Chicago
5 Rue Daunou, Paris

Stocks, Bonds, Grain, Provisions, Cotton, Coffee

MEMBERS

New York Stock Exchange
New York Cotton Exchange
New York Coffee Exchange
New York Produce Exchange

Chicago Board of Trade
Chicago Stock Exchange
Minneapolis Chamber of Commerce
Winnipeg Grain Exchange

CHARLES F. ELMES ENGINEERING WORKS

Established 1861

Incorporated 1895

Veneer Presses.

Automobile Body Presses.

Forcing Presses.

Machinery for Linseed and Corn Oil Mills.

Hydraulic Belting Presses.

Hydraulic Presses and Pumps for All Purposes.

Wood Patterns.

Special Machinery Built to Order.

Elmes' Steam Steerer.

Printing Press Repairs.

Machinery Repairs of All Kinds.

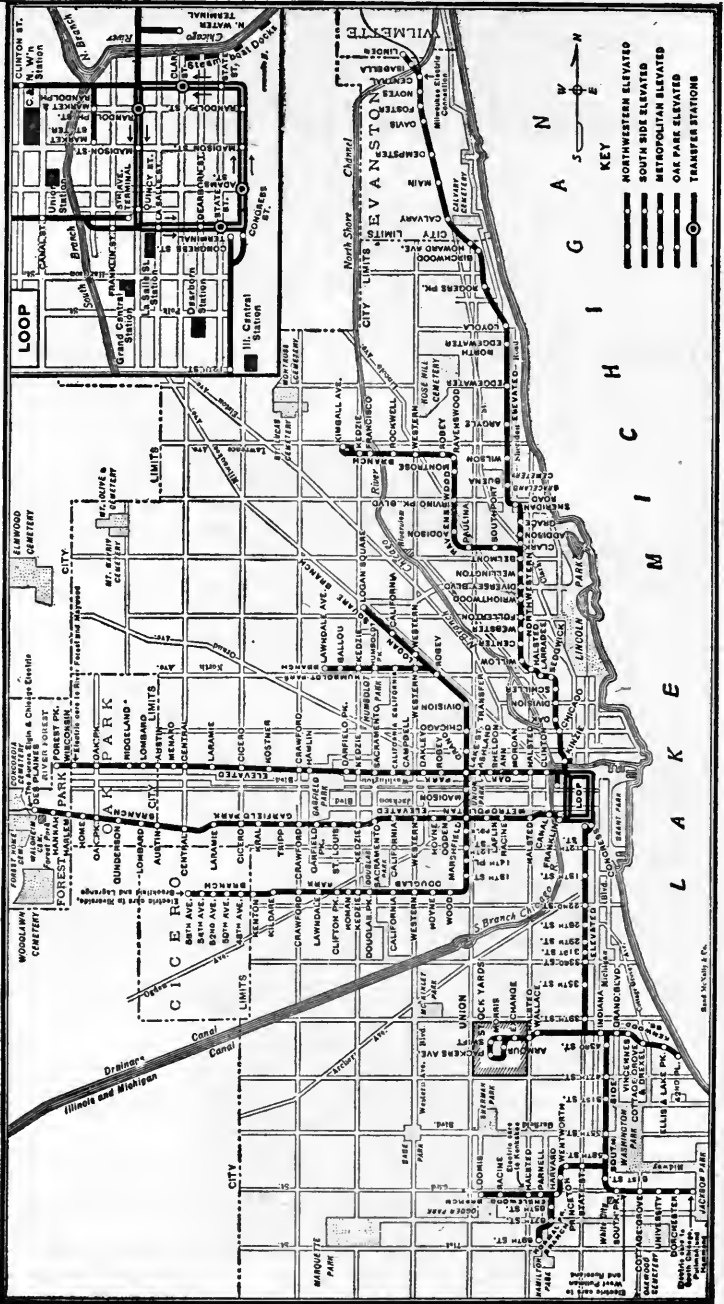
Engine Repairs a Specialty.

MORGAN AND FULTON STS., CHICAGO


Telephone Haymarket 696 to All Departments.

MAP OF CHICAGO.

Showing Elevated Railroads, Interurban Connections and City Parks.



Reed, W. Kelly & Co.



See the Union Stock Yards from the Cars and Station Platforms of the

SOUTH SIDE ELEVATED RAILROAD

All Chicago and all visitors should see the Union Stock Yards, which are the largest in the world. A trip on the South Side Elevated will give you a vivid idea of their vast extent and area.

FARE FIVE CENTS THROUGHOUT THE CITY ON THE ELEVATED

TAKE THE ELEVATED TO YOUR TRAIN

LA SALLE STREET STATION

Direct connection with LaSalle Street Station of the Elevated Roads.

C. R. I. & P. R. R. L. S. & M. S. R. R.
N. Y. C. & ST. L. R. R.

UNION DEPOT

Nearest Elevated Stations: Canal Street Station Met. Elevated, Quincy and 5th Avenue on the loop.

PENNSYLVANIA R. R. C. B. & O. R. R.
C. M. & ST. P. R. R. CHICAGO & ALTON R. R.

CHICAGO & NORTHWESTERN PASS. TERMINAL

Nearest Elevated Stations: Canal Street Station Met., Clinton Street Station Oak Park Elevated, Madison and 5th Avenue on the loop.

C. & N. W. R. R.

DEARBORN STATION

Nearest Elevated Station: Dearborn and Van Buren on the loop.

ERIE RAILROAD SANTE FE RAILROAD
MONON RAILROAD WABASH RAILROAD
GRAND TRUNK RAILROAD C. & O. RAILROAD
C. & W. I. R. R. C. & E. I. R. R.

GRAND CENTRAL STATION

Nearest Elevated Stations: Franklin Street Met. Elevated, LaSalle and Van Buren on the loop.

B. & O. R. R. PERE MARQUETTE R. R. C. G. W. R. R.

CENTRAL STATION

Nearest Elevated Station: 12th Street Station South Side Elevated.

ILLINOIS CENTRAL R. R. MICHIGAN CENTRAL R. R.
C. C. C. & ST. L. RY. SOO LINE
C. C. & L. G. R. & I.

TAKE THE ELEVATED TO YOUR STEAMER

LAKE STEAMSHIP DOCKS

Nearest Elevated Station: Randolph and Wabash on the loop.

Chicago & Duluth Transit Co. Crawford Transit Co.
Goodrich Line Graham & Morton Transit Co.
Northern Michigan Transit Co. S. S. Manitowish

Nearest Elevated Station: Clark and Lake Streets on the loop.

Chicago & South Haven S. S. Co. Indiana Transit Co.
Michigan City & Chicago Line South Haven Transit Co.

SEE CHICAGO FROM ELEVATED TRAINS—FARE 5 CENTS

VISIT CITY PARKS—USE THE ELEVATED

CITY PARKS

Name.	Location.	Nearest Elevated Railroad and Station.
Washington Park.....	From 51st to 60th-st.....	South Side..... 51st, 55th or 58th-st.
Grant Park.....	Lake front from Randolph to Park row.....	All Roads..... Madison and Wabash.
Jackson Park.....	55th to 65th-st., east of Stony Island-av.....	South Side..... Adams and Wabash.
Douglas Park.....	12th to 19th and Albany to California-av.....	Metropolitan..... Jackson Park-av.
Garfield Park.....	Homan to Hamlin and Harrison to Lake-sts.....	Metropolitan..... Douglas Park Station, Garfield Park Station, Garfield Park Station.
Union Park.....	Ashland-av. and Lake.....	Oak Park..... Ashland-av.
Humboldt Park.....	North-av. and Division, California and Kedzie.....	Metropolitan..... Humboldt Park.
Lincoln Park.....	Clark-st., North-av. to Diversey.....	Northwestern..... Sedgwick-st.
Ogden Park.....	Between Racine-av. and Loomis-st.....	South Side..... Racine-av.

AMUSEMENT AND SPORTS GROUNDS

Aero Club of Illinois.....	52d-av. and 22d-st.....	Metropolitan.....	52d-av. D. P.
(Aviation Field)			
American League Ball Park (White Sox).....	35th-st. and Shields-av.....	South Side.....	35th-st.
Bismarck Garden.....	Halsted and Grace-sts.....	Northwestern.....	Grace-st.
Forest Park.....	Harrison and Desplaines.....	Metropolitan.....	Desplaines-av.
National League Ball Park (Cubs' Park).....	Polk and Lincoln-sts.....	Metropolitan.....	Polk-st. or Ogden-av.
Riverview Park.....	Western & Belmont-avs.....	Northwestern.....	Belmont-av.
Ravinia Park.....	Ravinia, Ill.....	Northwestern.....	C. & M. Elee. R. R.
Sans Souci Park.....	61st-st. & Cottage Grove.....	South Side.....	Cottage Grove and 63d.
White City.....	63d and South Park-av.....	South Side.....	South Park-av. and 63d.

THEATERS

Alhambra.....	State and Archer.....	South Side.....	18th-st.
American Music Hall.....	Wabash-av. and E. 18th.....	South Side.....	18th-st.
Auditorium.....	Congress and Wauash-av.....	South Side.....	Congress and Wabash.
Blackstone.....	Hubbard-ct.....	South Side.....	Congress and Wabash.
Chicago Opera House.....	118 W. Washington-st.....	All Roads.....	Clark and Lake-sts.
College Theater.....	2219 Sheffield-av.....	Northwestern.....	Webster-av.
Crystal.....	2701 W. North-av.....	Metropolitan.....	Lawndale, Humb. Park.
Cort Theater.....	Dearborn and Randolph.....	All Roads.....	Randolph and Wabash.
Colonial Theater.....	31 W. Randolph-st.....	All Roads.....	State and Lake-sts.
Columbia Theater.....	Clark and Madison-sts.....	All Roads.....	Madison and Wabash.
Criterion Theater.....	Division and Sedgwick.....	Northwestern.....	Division-st.
Crown Theater.....	Division and Ashland.....	Metropolitan.....	Division-st.
Empress Theater.....	Cottage Grove and 63d.....	South Side.....	Cottage Grove and 63d.
Garrick Theater.....	107 W. Randolph-st.....	All Roads.....	Clark and Lake-sts.
Cohan's Grand O. H.....	87 N. Clark-st.....	All Roads.....	Clark and Lake-sts.
Howard's.....	64 E. Van Buren-st.....	All Roads.....	Adams and Wabash.
Illinois Theater.....	20 E. Jackson-bd.....	All Roads.....	Adams and Wabash.
Imperial Theater.....	2329 W. Madison-st.....	Metropolitan.....	Western-av., Garf. Park.
LaSalle Theater.....	137 W. Madison-st.....	All Roads.....	Madison-st. and 5th-av.
Lyric Theater.....	Jackson and Dearborn.....	All Roads.....	Dearborn and Van Buren.
Linden Theater.....	63d-st., near Halsted.....	South Side.....	Halsted and 63d-sts.
Majestic Theater.....	18 W. Monroe-st.....	All Roads.....	Madison and Wabash.
Marlowe Theater.....	63d-st. and Stewart-av.....	South Side.....	63d and Harvard.
McVicker's Theater.....	78 W. Madison-st.....	All Roads.....	Madison and Wabash.
National Theater.....	Halsted and 63d-sts.....	South Side.....	Halsted and 63d-sts.
Orchestra Hall.....	220 S. Michigan-av.....	All Roads.....	Adams and Wabash.
Olympic Theater.....	Clark and Randolph-sts.....	All Roads.....	Clark and Lake-sts.
People's Theater.....	Van Buren and Leavitt.....	Metropolitan.....	Hoyle-av., Garf. Park.
Powers' Theater.....	Randolph and LaSalle.....	All Roads.....	Clark and Lake-sts.
Palace Music Hall.....	Clark and Randolph-sts.....	All Roads.....	Clark and Lake-sts.
Princess Theater.....	Clark and Jackson.....	All Roads.....	LaSalle and Van Buren.
Stuebaker Theater.....	203 S. Michigan-av.....	All Roads.....	Adams and Wabash.
Victoria Theater.....	Belmont-av.....	Northwestern.....	Belmont-av.
Warrington Theater.....	Wisconsin-av.....	Oak Park.....	Wisconsin-av.
Wilson Avenue Theater.....	Wilson and Broadway.....	Northwestern.....	Wilson-av.
Willard Theater.....	51st-st. and Calumet-av.....	South Side.....	51st-st. Station.

FARE 5c THROUGHOUT THE CITY ON THE ELEVATED

PUBLIC BUILDINGS

Name.	Location.	Nearest Elevated Railroad and Station.
Coliseum.....	Wabash-av. and 16th-st.	South Side..... 12th-st. or 18th-st.
Postoffice.....	Clark and Jackson.....	All Roads..... Dearborn and Van Buren.
Board of Trade.....	Jackson and LaSalle.....	All Roads..... LaSalle and Van Buren.
Cook County Building.....	Clark and Washington.....	All Roads..... Clark and Lake-sts.
City Hall.....	LaSalle and Washington.....	All Roads..... Clark and Lake-sts.
Field Museum.....	Jackson Park.....	South Side..... Jackson Park-av.
Art Institute.....	Michigan and Adams.....	All Roads..... Adams and Wabash.
Public Library.....	Randolph and Michigan.....	All Roads..... Randolph and Wabash.

HOTELS (IN LOOP DISTRICT)

Auditorium.....	Michigan and Congress.....	South Side.....	Congress and Wabash.
Bismarck.....	175 Randolph-st.....	All Roads.....	Randolph and 5th-av.
Blackstone.....	Michigan and Hubbard.....	South Side.....	Congress and Wabash.
Brevort House.....	143 Madison-st.....	All Roads.....	Madison and 5th-av.
Briggs House.....	Randolph and 5th-av.....	All Roads.....	Randolph and 5th-av.
Congress Hotel.....	Michigan and Congress.....	South Side.....	Congress and Wabash.
Fort Dearborn.....	LaSalle and Van Buren.....	All Roads.....	LaSalle and Van Buren.
Grand Pacific.....	Jackson and Clark.....	All Roads.....	LaSalle and Van Buren.
Great Northern.....	Jackson and Dearborn.....	All Roads.....	Dearborn and Van Buren.
Grace Hotel.....	Clark and Jackson.....	All Roads.....	LaSalle and Van Buren.
Kaiserhof Hotel.....	Clark, near Jackson.....	All Roads.....	LaSalle and Van Buren.
LaSalle Hotel.....	Madison and LaSalle.....	All Roads.....	Madison and 5th-av.
Majestic Hotel.....	22 Quincy-st.....	All Roads.....	Dearborn & Van Buren.
Morrison Hotel.....	Madison and Clark-sts.....	All Roads.....	Madison and 5th-av.
Palmer House.....	State and Monroe-sts.....	All Roads.....	Adams and Wabash.
Planters Hotel.....	Clark and Madison-sts.....	All Roads.....	Clark and Lake.
Saratoga Hotel.....	29 S. Dearborn-st.....	All Roads.....	Madison and Wabash.
Sherman House.....	Clark and Randolph-sts.....	All Roads.....	Clark and Lake-sts.
Stratford Hotel.....	Michigan and Jackson.....	All Roads.....	Adams and Wabash.
Victoria Hotel.....	Clark and Van Buren.....	All Roads.....	LaSalle and Van Buren.
Wellington.....	Jackson and Wabash.....	All Roads.....	Adams and Wabash.
Windsor-Clifton.....	Monroe and Wabash.....	All Roads.....	Adams and Wabash.

OUTLYING HOTELS

Lexington.....	22d and Michigan.....	South Side.....	22d-st.
Vendome.....	6200 Kenwood-av.....	South Side.....	Dorchester-av.
Park Gate.....	63d and Jackson Park.....	South Side.....	Jackson Park.
Lakota.....	30th and Michigan.....	South Side.....	31st-st.
Hayes Hotel.....	64th and University-av.....	South Side.....	University-av.
Colonial.....	63d and Kenwood-av.....	South Side.....	Dorchester-av.
Del Prado.....	59th and Blackstone-av.....	South Side.....	Dorchester-av.
Metropole.....	23d and Michigan-av.....	South Side.....	22d-st.

HOSPITALS

Alexian Brothers.....	Belden and Racine-avs.....	Northwestern.....	Fullerton-av.
Cook County.....	Wood and Harrison-sts.....	Metropolitan.....	Ogden-av.
Mercy Hospital.....	26th and Calumet.....	South Side.....	26th-st.
Presbyterian.....	Congress and Wood-sts.....	Metropolitan.....	Marshfield-av.
St. Anthony de Padua.....	W. 19th & Marshall-bd.....	Metropolitan.....	Douglas Park.
St. Bernard's.....	Harvard and 63d.....	South Side.....	63d-st.
St. Luke's.....	1416 Indiana-av.....	South Side.....	12th-st.
U. S. Marine.....	4141 Clarendon-av.....	Northwestern.....	Buena Park.
Wesley Hospital.....	2449 Dearborn-st.....	South Side.....	26th-st.

CEMETERIES

Forest Home.....	Desplaines-av.....	Metropolitan.....	Desplaines-av.
Concordia.....	Desplaines-av.....	Metropolitan.....	Desplaines-av.
Waldhelm.....	Desplaines-av.....	Metropolitan.....	Desplaines-av.
Calvary.....	Evanston, Ill.....	Northwestern.....	Calvary Station.
Graceland.....	Buena Park.....	Northwestern.....	Buena Station.
Mount Carmel.....	A. E. & C. R. R.....	Metropolitan.....	To Desplaines-av.
Oak Ridge.....	A. E. & C. R. R.....	Metropolitan.....	To Desplaines-av.
Oakwoods.....	71st and Cottage Grove.....	South Side.....	63d and Cottage Grove.

UNIVERSITIES AND COLLEGES

University of Chicago.....	Ellis-av. and Midway.....	South Side.....	University-av.
Armour Institute.....	33d-st. and Armour-av.....	South Side.....	33d-st.
Bennett Medical College.....	Fulton and Ada-sts.....	Oak Park.....	Sheldon-st.
Chicago Clinic School.....	819 W. Harrison-st.....	Metropolitan.....	Marshfield-av.
Chicago Homeo. Med. School.....	Wood and Flournoy-sts.....	Metropolitan.....	Polk-st.
Chicago Veterinary College.....	2537 State-st.....	South Side.....	26th-st.
De La Salle Institute.....	35th-st. and Wabash-av.....	South Side.....	35th-st.
McCormick Theo. Seminary.....	2330 N. Halsted-st.....	Northwestern.....	Fullerton-av.
Moody Bible Institute.....	LaSalle and Chicago-avs.....	Northwestern.....	Chicago-av.
Northwestern University.....	Evanston, Ill.....	Northwestern.....	Noyes-st.
Rush Medical College.....	Harrison and Wood-sts.....	Metropolitan.....	Marshfield-av.
Cook Co. Normal School.....	68th-st. and Stewart-av.....	South Side.....	69th-st., Norm. P. Branch.

SEE CHICAGO FROM THE ELEVATED—FARE 5 CENTS THROUGHOUT THE CITY

RELIGIOUS ORGANIZATIONS IN CHICAGO.

THE CONGREGATIONAL CHURCHES.

CONGREGATIONAL CONFERENCE OF ILLINOIS.

Moderator—Rev. J. M. Lewis, Ph.D.
 Superintendent—Rev. George T. McCollum, D. D.
 Treasurer—John W. Iliff.
 Office—Room 1324, 19 South LaSalle street, Chicago.

MINISTERIAL RELIEF ASSOCIATION OF ILLINOIS.

President—William Spooner, Oak Park.
 Treasurer—R. R. Baldwin, 35 North Dearborn street, Chicago, Ill.
 ILLINOIS HOME MISSIONARY SOCIETY.
 Chairman Executive Committee—Dr. W. T. McElveen.
 Superintendent and Corresponding Secretary—Rev. George T. McCollum, D. D.
 Treasurer—John W. Iliff.
 Office—19 South LaSalle street, Chicago, Ill.

CHICAGO CITY MISSIONARY SOCIETY.

President—Frank Kimball.
 Secretary—William Spooner, Otis building.
 Treasurer—Willis S. Herrick.
 Superintendent—Rev. J. C. Armstrong, D. D., 19 South LaSalle street.
 Assistant Superintendent—Rev. Philip W. Yarrow, 19 South LaSalle street.

EPISCOPAL CHURCH.

DIOCESE OF CHICAGO.

Bishop—Rev. Charles P. Anderson, D. D.; office 1705, 29 East Madison street.
 Secretary—Rev. Luther Pardee, 5001 Washington avenue.

METHODIST EPISCOPAL CHURCH.

Bishop—Rev. William F. McDowell; office, 324, 1020 South Michigan avenue.

ROMAN CATHOLIC CHURCH.

ARCHDIOCESE OF CHICAGO.

The Roman catholic archdiocese of Chicago comprises the counties of Cook, Lake, DuPage, Kane, Will and Grundy. The archbishop is the Most Reverend James Edward Quigley, D. D., and the auxiliary bishop is the Rt.-Rev. Paul P. Rhode. The following statistics are from the Official Catholic Directory for 1913:

Archbishop—1.	Parishes with schools—227.
Bishops—2.	Children attending—105,898.
Clergy—781.	Orphan asylums—6.
Churches with resident priests—310.	Orphans—1,700.
Missions with churches—22.	Homes for aged—5.
Total churches—332.	Total children in catholic institutions—120,276.
Seminaries—2.	Catholic population—About 1,150,000.
Students—352.	
Colleges for boys—12.	
Academies for girls—21.	

CHRISTIAN SCIENCE CHURCH.

There are in Chicago twelve Christian science churches having an average total attendance of about 13,000. Each of these churches maintains a free reading room in addition to joint reading rooms at 104 South Michigan avenue and 108 South LaSalle street, where the public may have free access to all authorized publications on the subject of Christian science.

The offices of the Christian science committee on publication and the Christian science committee for the distribution of literature in Chicago are in the Orchestra building, 220 South Michigan avenue.

The office of the western representative of the Christian Science Monitor is at 750 Peoples Gas building.

CHURCH OF THE NEW JERUSALEM.

ILLINOIS ASSOCIATION OF THE NEW JERUSALEM.

Presiding Minister—Rev. John S. Saul, 510 Steilway building, Chicago, Ill.
 Secretary—Rev. L. G. Landenberger, St. Louis, Mo.
 Treasurer—A. H. Cline, 510 Steilway building, Chicago, Ill.
 Executive Committee—Robert Matheson, 824 Dakin street, Chicago, Ill.; Dr. J. P. Cobb, 4649 Wood-

lawn avenue, Chicago, Ill.; Mrs. E. A. Munger, Chicago, Ill.; Joel B. Waddell, Union City, Tenn.; William C. Dickman, St. Louis, Mo.; William Niles, Laporte, Ind.; George Copeland, Jefferson, Wis.

CHICAGO SOCIETY OF THE NEW JERUSALEM.

President—Dr. J. P. Cobb, 4649 Woodlawn avenue.
 Secretary—Edwin A. Munger, 1007, 105 West Monroe street.

Treasurer—L. Brackett Bishop, Harris Trust building.

Executive Committee—Dr. J. P. Cobb, F. A. Smith, Allan Owen, Mrs. E. A. Munger, C. Jasper Cobb, A. H. Cline, J. G. Gustafson, C. L. Moulton, Albert Curry, R. O. Barler and officers ex officio.

WESTERN NEW CHURCH BOOKROOMS.

510 Steilway building.

President—C. L. Moulton.
 Secretary—Rev. L. G. Landenberger.
 Treasurer—J. W. Saul.

UNITARIAN CHURCH.

WESTERN CONFERENCE.

President—Morton D. Hull, Chicago.
 Secretary—Rev. Ernest C. Smith, Chicago.
 Treasurer—C. K. Pittman, Evanston, Ill.
 Directors—Morton D. Hull, F. A. Delano, Mrs. E. A. Delano, J. W. Hosmer, C. K. Pittman, Mrs. S. F. Lynn, Rev. Fred V. Hawley, Rev. W. H. Pulsford and Rev. Ernest C. Smith, all of Chicago, Ill.; Dana Slade, Jr., Hinsdale, Ill.; Rev. Eugene R. Shippen, Detroit, Mich.; Rev. Walter F. Greenman, Milwaukee, Wis.; Rev. F. A. Gilmore, Madison, Wis.; Rev. W. M. Backus, Minneapolis, Minn.; Rev. George R. Gebauer, Duluth, Minn.; Rev. C. V. Merscrean, St. Louis, Mo.; C. S. Udell, Grand Rapids, Mich.; Rev. M. O. Simons, Cleveland, O.
 Headquarters—105 S. Dearborn street, Chicago, Ill.

ILLINOIS CONFERENCE.

President—Mrs. J. E. Williams, Streator.
 Secretary—Rev. A. R. Vail, Urbana.
 Treasurer—Geo. L. Parker, Bloomington.

ILLINOIS CHRISTIAN ENDEAVOR UNION.

President—Walter R. Mee, 19 South LaSalle street.
 Vice-Presidents—A. G. Fegert, Chicago; Charles Randolph, Springfield.
 Secretary—Estella Jorgensen, 4303 Lowell avenue, Chicago.
 Treasurer—William V. Martin, 1326 North 6th street, Quincy.

MISCELLANEOUS SOCIETIES.

American Bible Society—332 South Michigan avenue; secretary, Rev. S. H. Kirkbridge.
 American Federation of Catholic Societies (Cook County Branch)—President, Michael F. Girten, 5827 Princeton avenue.

American Sunday School Union—1310, 19 South LaSalle street; superintendent, Rev. William W. Johnstone.

Baptist Ministers' Conference—901 Masonic Temple; meetings, Monday forenoons.

Baptist Young People's Union (Chicago)—Secretary, Rev. William E. Chalmers, 107 South Wabash avenue.

Chicago Bible Society—332 South Michigan avenue; secretary, Rev. S. H. Kirkbridge.

Chicago Christian Endeavor Union—Secretary, Jean Behrens, 405, 19 South LaSalle street.

Chicago Congregational Club—Secretary, William C. Miller.

Chicago Congregational Sunday School Association—President, A. F. Allen.

Chicago Methodist Preachers' Meeting—Secretary, Rev. H. C. Godden; meetings on Monday forenoons at 1020 South Wabash avenue.

Chicago Methodist Social Union—Corresponding secretary, Edwin H. Forkel.
 Chicago Sunday Evening Club—President, Clifford W. Barnes; secretary, Ezra J. Warner, Jr., 1340, 8 South LaSalle street.
 Chicago Tract Society—Secretary, Rev. Jesse W.

OLD RESIDENTS OF CHICAGO.

Nov. 15, 1913.

- In the following list of men and women who have lived in the city or its suburbs for sixty-three years or more there are doubtless many omissions, though an effort has been made to make it as complete as possible. Additions to, changes of residence and other corrections of this list, which will be continued in future editions of this publication, will be gladly received. Names marked with an * are those of persons born in Chicago or Cook county. Ages when known are given in parentheses: 1832—Allison, John, Northfield.
 Heardt, Adaline N. (82), 3219 Prairie avenue.
 Keenon, Mrs. Eleanor H.* (81), 2145 W. Adams-st.
 Outhet, Miss Elizabeth (82), 522 Pleasant street, Oak Park.
 1833—Brooks, F. T. (87), 5224 Ainslie street.
 Foote, George C.* (80), 1123 W. Van Buren street.
 Vanatta, Charles (81), 2336 Grand avenue.
 1834—Ludwig, Catherine, 1465 West Superior street.
 1835—Dewey, Mrs. Mary R. (81), 5700 Jackson-av.
 Gordon, Nelly Kinzie* (78), Savannah, Ga.
 Harman, William (79), 3840 West End avenue.
 Healy, Daniel E. (79), 2700 Lime street.
 Hubbard, Elijah K.* (78), Middletown, Conn.
 Sinclair, George (79), 4327 Berkeley avenue.
 Thies, Mrs. A. C., 1157 West Van Buren street.
 Whitehead, William H. (78), 1808 Chicago avenue, Evanston, Ill.
 Young, Mrs. George H. (80), 327 Warren avenue.
 1836—Brooks, Mrs. E. C. (81), 1072 Sheridan road.
 Goeden, Susan (79), 1900 Estes avenue.
 Hampton, Mrs. S. A. (88), 651 Warren avenue.
 Lewis, Mrs. Jane (91), 5004 Blackstone avenue.
 Morrison, E. W. (77), 4145 Kenmore avenue.
 McNulty, Mary (78), 1751 West Erie street.
 1837—Ashman, Thomas (95), 106 N. Washtenaw-av.
 Bohlander, John* (76), Hinsdale.
 Calhoun, William A.* (76), 1043 Wilcox avenue.
 Colby, Mary A. (76), 2839 Indiana avenue.
 Collins, Miss Elizabeth (94), 2700 South Park-av.
 Doty, Harvey C. (80), 1104 Grand avenue.
 Fraser, Mrs. D. R. (78), 1245 Washington-bd.
 Goodrich, H. A.* (76), 522 Deming place.
 Howland, Mrs. Jane E. (79), 5405 Woodlawn-av.
 Kimbark, Mrs. Seneca D.,* Chicago Beach hotel.
 Pratt, Charles O.* (76), 2119 Wilcox avenue.
 Starrie, Emily T. (93), 2704 Michigan avenue.
 Startup, Jane D. (77), 1414 Garfield court.
 1838—Blair, Claudius* (75), 5741 South Peoria street.
 Clark, Catherine C.* (75), 7628 South Sangamon-st.
 Collins, W. M. (77), 5604 Princeton avenue.
 Edbrooke, W. S.* (75), 1646 North Oakley avenue.
 Flagg, Emma J. T. (75), 14 Woodland park.
 Hubbard, Gordon S.* (75), Windsor-Clifton house.
 Hughes, Edward (75), 54 Lewis street.
 Irwin, Mrs. Caroline F. (78), 668 Roscoe boulevard.
 Mattes, Peter (77), 613 Belden avenue.
 Mitchell, Phoebe Le Beau (81), 963 West Eddy-av.
 O'Neil, John J. (76), 230 West Illinois street.
 Russer, Henry, 216 Rush street.
 Sinclair, Mrs. J. E.* (75), Maywood.
 1839—Baubien, Mrs. A. (78), 431 South Willow-av.
 Chase, Mrs. Benjamin F. (79), 3353 Forest avenue.
 Cherry, Mrs. C. H.* (74), 5550 Kenwood avenue.
 Clark, Deana G. (74), 210 Foster avenue.
 Gray, Allen W.* (74), 3213 Washington boulevard.
 Harpel, Eliza* (74), 51 East Oak street.
 Height, Margaret A. (76), 310 West 60th place.
 Lewis, Charles J. (75), 1900 Carroll avenue.
 Lewis John (81), 2414 Gladys avenue.
 Perolat, Clemens F. (74), 710 Masonic Temple.
 Pitkin, Mary J., 224 Schiller street.
 Russell, Isaac (74), 2135 Carroll avenue.
 Smith, Mrs. Joshua,* 4648 S. Marshfield avenue.
 Spour, Charles W. (74), 246 S. Sangamon street.
 Teou, Mrs. Anna, 1239 North Halsted street.
 1840—Bishop, Orris A.* (78), 3721 Forest avenue.
 Farrar, Mrs. S. B. (73), 3130 Dearborn street.
 Fishbeck, Mary* (73), 6938 Wentworth avenue.
 Fuller, Mrs. Ann C. (74), 810 Oakwood avenue, Wilmette.
 George, John B. (77), 3119 South Wabash avenue.
 Gray, Mrs. Sarah H.* (73), 1410 Washington-bd.
 Hamilton, Henry E.* (73), 817 Dearborn avenue.
 Jackson, Abram V. (78), 3267 N. Western avenue.
 Kent, Benjamin A. (94), 110 Lake-st., Oak Park, Ill.
 Lewis, Mrs. W. F.* (73), 615 West Congress street.
 Link, Marie (80), 57 East Walton place.
 Miller, Mathilde C. (74), 3515 64th street.
 Murphy, Mrs. Hiram P. (74), 4402 Greenwood-av.
 Ray, James* (73), 1439 West 12th place.
 Rehm, Jacob (85), 1517 Dearborn avenue.
 Robinson, Robert W.* (73), 1879 N. Sacramento-av.
 Seamans, Mrs. Amelia (73), 868 Carroll avenue.
 1841—Blake, Mrs. Adeline Jones (76), 3344 Prairie-av.
 Bohlander, Peter* (72), Hinsdale, Ill.
 Breit, Adam (75), 1302 Wolfram street.
 Ebert, Albert E. (73), 276 Michigan avenue.
 Foster, Orrington C. (72), 1401 Dearborn avenue.
 Lammers, Maria (80), 2 Catalpa court.
 Lewis, Eli R.* (72), 7453 Normal avenue.
 Leung, Stella Dyer* (72), 4600 Ellis avenue.
 Merriell, George H. (74), 150 South Leavitt street.
 Peck, Clarence L.* (72), 2254 Michigan avenue.
 Sauter, John* (72), 5945 Normal avenue.
 Smith, Graeme Lisle* (72), 1235 Eddy street.
 Smith, Orson* (72), 50 Bellevue place.
 Wheeler, E. B.* (72), Arlington Heights, Ill.
 Williams, Edward M.* (72), Oak Park, Ill.
 1842—Armstrong, John M.* (71), 623 Briar place.
 Brettmann, Henry (71), 2836 Armitage avenue.
 Burton, Mrs. Stiles (93), Congress hotel.
 Cleveland, Henry H.* (71), 1210 Milwaukee-av.
 Clybourn, Henry C.* (71), 1390 Humboldt boulevard.
 Cowper, John H. (72), 3918 Warren avenue.
 Cullerton, Edward F.* (71), 4242 West Harrison-st.
 Curtis, DeWitt H. (74), 1302 Washington boulevard.
 Dickerman, Mrs. Martha B.* (71), 5946 Normal-av.
 Ertinger, Katherine (75), 3257 Wentworth avenue.
 Fries, William (71), 4054 North Paulina street.
 Hall, Mrs. J. S. (71), 3701 Sheridan road.
 Hamilton, David G.* (71), 2929 Michigan avenue.
 Jax, Nicholas (77), 2310 Seminary avenue.
 Johnson, George B.* (71), 532 West Adams street.
 Kellogg, J. H. (83), 2233 Michigan avenue.
 Law, Mrs. Ellen (81), 1944 Warren avenue.
 Lebunguth, Caroline* (71), Downers Grove, Ill.
 Meyer, Mary (74), 125 West 16th street.
 Parsons, Mrs. Julia W. K. (71), 1192 Garfield-bd.
 Rooney, Henrietta B. (71), 2080 Jackson boulevard.
 Russell, Ellen I.* (71), 858 Carroll avenue.
 Schnur, Peter* (71), 783 North Winchester avenue.
 Simon, Peter (84), 484 Sedgwick street.
 Tebbets, Mrs. W. G.* (71), 2977 North Paulina-st.
 Ward, Mrs. E. J. Watson (85), 339 East 62d-st.
 Watson, N. W. (82), 4100 Lake avenue.
 Watson, Silas B. (74), 3317 Park avenue.
 Weller, George W.* (71), 7008 Normal avenue.
 1843—Allmendinger, Peter (71), 433 Arlington place.
 Bernard, Mrs. Gwinthelmy* (70), 46 Best avenue.
 Dunne, Mrs. William (87), 865 S. Central Park-av.
 Follansbee, George A. (70), 2342 Indiana avenue.
 Ford, Elisba M. (77), 1000 Warren avenue.
 Garraghan, Bedelia K.* (70), 3424 Prairie avenue.
 Getzler, W. H., 217 Frankfort street.
 Gaffney, James (72), 1210 Morse-av., Rogers Park.
 Gavin, Rev. E. W.* (70), Waukegan, Ill.
 Grimme, Louis (86), 3253 Herndon street.
 Holden, William H.* (70), 1143 Forest-av., Evanston.
 Knorst, Mathias (72), 198 Vine street.
 Ludwig, Katherine (89), 215 West Goethe street.
 Magee, Henry W. (72), 5626 Dorchester avenue.
 McDonald, Mrs. P. S.* (70), 2839 Indiana avenue.
 McNamara, James* (70), 1892 Fillmore street.
 Neebes, William J. (78), 3823 Forest avenue.
 Perkins, Mrs. Marion Heald (74), 2319 Lincoln street, Evanston.
 Perry, Mrs. Silas O.* (70), 343 East 53d street.
 Remond, Mrs. E. Pelletier (92), 3222 Archer-av.
 Rohmer, A. (86), Hinsdale, Ill.
 Schaefer, M. (80), Gross Point.
 Sherman, Charles D.* (70), Riverside, Ill.
 Simons, Edward* (70), 1082 Armitage avenue.
 Spahn, Joseph M. (70), 10307 Indianapolis avenue.
 Stannard, Helen F., 871 Jackson boulevard.
 Teou, Mrs. Anna Maria (80), 523 North Halsted-st.
 Turner, Mrs. Mary (70), 592 Addison street.
 Weber, Herman (71), 812 Junlor terrace.
 Weckler, Adam J. (71), 3446 Broadway.
 Wolcott, Mrs. Mary A. (87), Niles, Ill.

WILLETT TEAMING WILLETT

THE A. T. WILLETT COMPANY began in 1868 with twenty horses. The one horse two wheel dray was the popular wagon of that time. Some of our first customers whom early settlers will recall were McKinley-Gilchrist, C. T. Reynolds & Co., Davis Bros., H. A. & H. D. Bogardus, Mauran Wright & Co., and R. B. Boak & Co. Of this old bunch only R. B. Boak & Co. and the Willett Co. still survive.

To-day we operate three hundred teams and motor trucks. A few of our customers are Steele-Wedeles Co., Montgomery Ward & Co., International Paper Co., The Tribune, James S. Kirk & Co., Procter & Gamble Co., W. F. McLaughlin & Co. and The Daily News.

One reason for our success is the personal loyalty we feel for our customers. Our customers are part of our gang and in labor troubles we stick with them to the finish.

The service of the Willett Company has never failed to any customer for a single hour since 1868.

WILLETT TEAMING WILLETT

- Williamson, Mrs. Emma B. (71), 959 South Spaulding avenue.
 1844—Arnold, Miss Katherine D.* (69), 674 Lincoln Park boulevard.
 Bailey, George W.* (69), 513 West 60th street.
 Bailey, Mrs. J.* (69), 355 Jackson boulevard.
 Bartlett, Mrs. Mary J. (74), 2705-N. Hermitage-av.
 Bennett, Robert J. (74), 4250 North Paulina street.
 Bowes, George H.* (69), 182 West 23d street.
 Bradshaw, Hugh (73), 1919 Fulton street.
 Butts, Milton D. (75), 4414 North Paulina street.
 Cherry, Charles H. (79), 6530 Kenwood avenue.
 Crocker, Madeline (89), 3651 Wentworth avenue.
 Einhorn, Joseph (89), 172 South Sangamon street.
 Fergus, John B.* (69), 837 Windsor avenue.
 Fergus, John Q. (72), 3114 Vernon avenue.
 Flanders, Isabel W. (84), 4911 Christiana avenue.
 Green, Mrs. Bessie (72), 1803 Melrose street.
 Hall, Eugene* (69), 2106 South State street.
 Horne, Mrs. Hannah R. (90), Old People's home, Indiana avenue and 39th street.
 Hoyne, Thomas M. (69), 3369 Calumet avenue.
 Josephans, Mary M.* (69), 842 West 61st place.
 Kastens, Katherine (88), 935 Perry street.
 Kay, Joseph A.* (69), Elston and Linder-avs.
 Knopp, Bernard* (69), 599 Mildred avenue.
 Lawrence, Susan L. (97), 16 St. John's court.
 Macdonald, Ada Lane, 6347 Blackstone avenue.
 Mann, Mathias* (69), 3973 North Clark street.
 Marshall, James F.* (69), 2978 Vernon avenue.
 Msson, George (73), 511 West Monroe street.
 Mattes, Frank* (69), 1806 North Ashland avenue.
 Morgan, George C. (80), 6112 Stony Island avenue.
 Nicholson, John G.* (69), 1509 Montrose avenue.
 Peck, Helen M.* (69), 2726 North Robey street.
 Reed, Florence S.* (69), 1023 Diversey boulevard.
 Rehm, William (69), 123 Grand avenue.
 Reid, Mrs. Elizabeth G.* (69), 1023 N. Halsted-st.
 Runge, Henry (77), 436 West Chicago avenue.
 Russer, Mrs. Caroline (69), 44 Pearson street.
 Sauter, Charles J.* (69), 2142 Cleveland avenue.
 Schram, C. B. (79), 51 South Halsted street.
 Seavert, E. G. (75), 34 North Grove place.
 Skinner, Miss Elizabeth (69), 100 Rush street.
 Smith, Frederick A.* (69), 609 Rush street.
 Snowden, Orpha (88), 1552 Lill avenue.
 Tibbetts, Elizabeth* (69), 2763 North Paulina-st.
 Van Horn, Mrs. A. G. Sinclair (69), 4510 Perry-st.
 Van Zandt, George* (69), Oak Park, Ill.
 Waisb, John F.* (69), 2813 North Ashland avenue.
 Walsh, Mrs. Robert J. (69), 2339 Calumet avenue.
 Welhe, John C. (73), 3017 N. Winchester avenue.
 1845—Bacon, Rebecca S. (71), 2243 Cleveland avenue.
 Barrett, John P. (77), 4400 Michigan avenue.
 Best, Jacob (68), 1443 Berceau avenue.
 Bradley, J. Harley (69), 607 Rush street.
 Breese, A. K. (68), 9711 Parnell avenue.
 Breese, Mrs. A. K. (68), 9711 Parnell avenue.
 Breyer, Mrs. Sophia (73), 680 Fulton street.
 Casey, Mrs. Helen M. (78), 161 South Leavitt-st.
 Catlin, Charles (69), 451 Belden avenue.
 Chardin, George (70), 5111 Hubbard street.
 Clancy, Sylvester T. (70), 4008 Dearborn street.
 Clark, Mrs. David W.* (68), 3125 Warren avenue.
 Crowe, Mrs. Marie B.* (68), 433 Grand avenue.
 Cushing, Edward T.* (68), 4820 Greenwood avenue.
 Dalton, Mrs. Mary A. B.* (68), 758 S. Kedzie-av.
 Davis, Mrs. Kate E.* (68), 135 Wells street.
 Feldman, Mary (75), 1440 Wrightwood avenue.
 Ford, John W.* (68), 3950 Lexington avenue.
 Gilmore, William (68), 217 Central Park avenue.
 Hatch, J. M. (81), 128 South Waller avenue.
 Heyder, Mrs. Mary (72), 1829 Fremont street.
 Jackson, Oliver* (68), 4460 Oakenwald avenue.
 Jerrain, Mrs. Julie Pelletier (95), 3222 Archer-av.
 Kneckerbocker, A. V.* (68), 341 Douglas Park-bd.
 Martin, Patrick (91), 4537 Wabash avenue.
 O'Brien, Timothy M., 2234 Campbell park.
 Robinson, William R.* (68), 75 West Adams street.
 Rutherford, T. A. (75), North 68th and Grand-avs.
 Satterlee, George A.* (68), 2704 Michigan avenue.
 Schlimmels, Christian* (68), 1410 South Halsted-st.
 Semmler, Mrs. Catherine* (68), 10337 Throop-st.
 Sickingler, John* (68), 2847 North Hermitage-av.
 Trausch, Anna M.* (68), 2481 Archer avenue.
 1846—Berger, Louis A. (81), 231 Cuyler avenue.
 Block, Mrs. Mary (69), 3037 Edgewood avenue.
 Bourneque, Mrs. A. E.* (67), 815 East 23d street.
 Boyd, Mrs. Charles L.* (67), 5009 Wabash avenue.
 Brachtendorf, Anton (69), 348 Mohawk street.
 Brinkman, Henry (72), 92d-st. and Vincennes-av.
 Brinkworth, Mrs. Emma A.* (67), 884 Irving place.
 Brown, Edward C. (68), 6056 Kenwood avenue.
 Burkhardt, Mrs. A. E. (81), Austin, Ill.
 Clark, John M. (77), 2000 Prairie avenue.
 Dayton, Mrs. Martha S.* (67), 6950 Low avenue.
 Dunn, Mrs. Evaline (90), 2016 West Adama street.
 Fishback, Mrs. Mary (73), 6938 Wentworth avenue.
 Gansbow, Mrs. Anna M. (67), 617 South Kedzie-av.
 Gray, George L. (67), 2644 Indiana avenue.
 Griffin, Mrs. F. A. (77), 907 West Monroe street.
 Gross, George M. (67), 3826 Rhodes avenue.
 Halifax, Mrs. Martha A. (69), 424 South Oakley-bd.
 Hayes, Michael (68), 4546 West Adams street.
 Healy, James T. (67), 3220 Indiana avenue.
 Hitz, Louis J. (79), 95th street and Western-av.
 Hough, Albert J.* (67), 4828 Kenwood avenue.
 Husted, Frank T. (67), 2331 South Morgan avenue, Morgan Park.
 Jacobs, Mrs. Amella (77), 88 Cleveland avenue.
 Klassen, Jacob (78), 3123 South-Park avenue.
 Klossman, Charlotte (73), 695 North Maplewood-av.
 Knight, Jennie H.* (67), 3336 Rhodae avenue.
 Lawrence, Theodore F.* (66), 1965 N. Halsted-st.
 Lemmon, Vina (66), 1552 Lill avenue.
 Mackway, Mrs. Marian (77), 16 Kendall street.
 Mahler, J. Martin (76), 1530 Lill avenue.
 McCarthy, John Thomas, 1329 Jackson boulevard.
 McCarthy, Abbie Colby* (67), 1815 Indiana avenue.
 Mendens, J. F. (88), 251 Washington boulevard.
 Nonheimer, Conrad (80), 4032 Prairie avenue.
 Monroe, Benjamin F. (73), 135 East 71st place.
 Muenzenberg, Charles (82), 16 Orchard street.
 Munch, Peter (77), 4850 Bishop street.
 Nelson, Andrew G. (87), 4635 Langley avenue.
 Niehoff, Katherine (73), 1108 Wellington street.
 Norton, F. F., 1178 Fillmore street.
 Polkey, Margaret* (67), 3564 Vernon avenue.
 Rock, Daniel J. (78), 1141 Lill avenue.
 Schade, Henry (74), 6332 Evergreen avenue.
 Sears, Joseph (70), Kenilworth, Ill.
 Sickinger, Jacob* (67), 902 Devon avenue.
 Sinclair, Mrs. A. E. A. (77), 6542 Lafayette-av.
 Smalley, Mrs. Angeline K.* (67), 2544 Kimball-av.
 Smele, Mrs. James (100), 7301 Langley avenue.
 Smith, James H. (69), 418 Oak street.
 Stratton, Helen A., 914 West Monroe street.
 Tyler, Albert S.* (66), 5401 East End avenue.
 Vernon, John M. (72), Wilmette.
 Volmuth, Mrs. Maria (84), 139 East Division-st.
 Weir, Robert (73), 6233 Yale avenue.
 Yoe, Lucien G.* (67), Highland Park.
 1847—Amberg, Mrs. William A.* (66), 1301 North State street.
 Barnard, Frederick (77), Oak Park.
 Barrill, James (79), 4717 Kenwood avenue.
 Barts, John (67), 5135 Dearborn street.
 Bender, George A. (79), 3250 Humboldt avenue.
 Beers, Cyrenus (67), 3417 South Paulina street.
 Berry, George T. (75), 3416 South Paulina street.
 Berry, Mrs. John J.* (66), 258 Bissell street.
 Biskup, Joseph H. (74), 600 York place.
 Brethauer, Mrs. Frederick* (67), 1506 Oakdale-av.
 Brttmann, Mrs. Louisa (66), 4236 Armitage-av.
 Brinkman, Mrs. Henry (73), 92d street and Vincennes road.
 Chamberlain, Thomas S. (66), 1668 W. Chicago-av.
 Charlette, Mrs. Mary L. S.* (66), 1463 Fulton-st.
 Chatterton, Martha S.* (66), 2024 Washington-bd.
 Clausen, Mrs. Lizzie* (66), 389 East North avenue.
 Condon, Caroline (80), 321 West 63d street.
 Cosgrove, Matthew J.* (66), 1582 Harvard street.
 Crosby, Benjamin F. (87), Oak Park.
 Curtis, Charles C.* (66), 110 Astor street.
 Dony, John F.* (66), 171 Hill street.
 Haggard, John D.* (66), 154 North Plue avenue.
 Hart, John E. (86), 32 Beethoven place.
 Henderson, Robert* (66), 1443 West Polk street.
 Hespner, John R. (82), 2244 Lumber street.
 Higgins, Mrs. L. A. R. (66), 383 Orchard street.
 Horn, Martin (78), 546 Wells street.
 Hotchkiss, Gen. C. T. (81), 1906 West Monroe-st.
 Hough, Charles H.* (66), 4828 Kenwood avenue.
 Hoxie, Mary H.* (66), 4440 Michigan avenue.
 Hunt, Mrs. Ellen L. (84), 3224 Forest avenue.
 Klein, Catherine (87), Rogers Park.
 Kosh, Magdalena (69), 363 Carroll avenue.
 Lauer, Maria (83), 616 East Belmont avenue.

GEORGE E. MARSHALL, Pres.

J. HARRY JONES, Treas.

LOUIS T. MARSHALL, Sec.

MARSHALL-JACKSON COMPANY

STATIONERS, PRINTERS
ENGRAVERS

MARJAX LOOSE LEAF LEDGERS



FILING APPLIANCES
CABINET SUPPLIES
SECTIONAL BOOKCASES

ENGRAVING OF BONDS, STOCK
CERTIFICATES, LETTERHEADS, Etc.

24 and 26 South Clark Street, Chicago

Telephones { Central 664.
 } Automatic 32471.

- Lunn, Harvey W.* (66), 2184 West 24th place.
 Manierre, William R.* (66), 1507 N. Dearborn-st.
 Markus, Fritz (74), 661 Milwaukee avenue.
 Meech, George A. (88), Morgan Park, Ill.
 Morgan, William R.* (66), 331 South Central-av.
 Morris, Timothy E. (69), 3151 Prairie avenue.
 Murphy, James C.* (66), 2340 West Polk street.
 McAuliffe, John (93), 648 South Racine avenue.
 Noll, Mrs. Louisa (83), 4927 St. Lawrence avenue.
 Redden, John, 5 Edgemont avenue.
 Schmidt, Mrs. Dorothea (74), 5335 Princeton-av.
 Schubert, Mrs. Margaret (72), 5635 Princeton-av.
 Sherman, Frederick J. (66), 3670 Milwaukee-av.
 Simon, William (75), 3221 North Clark street.
 Stumpf, Sierna (82), 872 Armitage avenue.
 Taylor, Mrs. Agnes M.* (66), 32 Best avenue.
 Thiele, Heinrich (84), 522 Cleveland avenue.
 Thiele, Marla (85), 522 Cleveland avenue.
 Thilo, Mrs. Elizabeth (78), 807 North Halsted-st.
 Turner, John W.* (66), 1854 Addison street.
 Vernon, Sarah A., 432 Claremont avenue.
 Wayman, James B.* (66), 4558 Kenmore avenue.
 Weber, Mrs. Mary A.* (66), 431 1/2 Belden avenue.
 Whitehead, Edward J. (74), 5465 Blackstone-av.
 Williamson, Elizabeth V., 432 Claremont avenue.
 Winchell, Juliet A. (71), 2223 North Tripp avenue.
 Wultz, Fred (76), 1279 North Clark street.
 1848-Apfel, Mrs. Anna (93), 76 Hammond street.
 Battersman, John Otto (83), 1015 Ashland boulevard.
 Belden, William* (65), 71 South Colvin avenue.
 Bremner, David F. (74), 5009 Greenwood avenue.
 Broderick, Michael (96), 1921 Belle Plaine avenue.
 Bryan, Frederick W.* (65), 1423 Kenilworth-av.
 Caldwell, Peter (91), 4424 Wallace street.
 Cleveland, Silas E. (75), 929 West Monroe street.
 Creet, Catherine (94), 30 Spruce street.
 De Wolf, Edward P.* (65), Waukegan, Ill.
 Dimond, Philippine S. (76), 45 Bryant avenue.
 Docter, Margaretha* (65), 6333 South Racine-av.
 Douaire, Sarah S. (73), 4022 Perry street.
 Dougall, John T. (65), 1079 West Grace street.
 Doyle, James M. (74), 719 S. Ashland boulevard.
 Eberlen, George P.* (65), 647 Sheffield avenue.
 Fenster, Marla (65), 1103 South Harlem avenue.
 Flanders, John J.* (65), Glencoe, Ill.
 Frauenberger, Gustav* (65), 2620 Milledard avenue.
 Fredericks, Mrs. Anna (72), 2021 Michigan avenue.
 Gray, P. W. (65), 2563 North Winchester avenue.
 Greenebaum, Elias (91), 4510 Grand boulevard.
 Greenebaum, Henry (80), 4556 Ellis avenue.
 Grimm, Louis E. (86), 99 Diversey court.
 Gunderson, Martin A. (78), 2531 N. Francisco-av.
 Hector, Jacob S. (65), 3011 Archer avenue.
 Henrotin, Charles (70), 745 Lincoln parkway.
 Hoge, Holmes (71), Evanston, Ill.
 Huchsold, Mrs. Annie (69), 49 Canalport avenue.
 Joyce, Thomas (79), 3449 Prairie avenue.
 Joyce, Mrs. Thomas (75), 3440 Prairie avenue.
 Kappelman, Fred P. (70), 2207 Coifax street, Evanston.
 Kernan, George P.* (65), 1203 West Adams street.
 Kistner, Valentine (94), 10324 Prospect avenue.
 Kischel, John E.* (65), 833 Winoak street.
 Kramer, M. (78), 8 East 34th street.
 Languth, J. F. (71), 2706 Byron street.
 Miller, Thomas E. (80), 1449 LaSalle avenue.
 Monhelmer, Leonard (80), 4419 Prairie avenue.
 Murphy, Joseph (90), 5643 Michigan avenue.
 McConnell, John* (65), 546 Hawthorne street.
 Olson, Oliver (66), 610 West Melrose street.
 Page, Charles L.* (64), 40 Scott street.
 Parker, John D. (73), 31 Aldine square.
 Pease, O. A. (78), 375 Austin avenue.
 Peck, Ferdinand W.* (65), 1826 Michigan avenue.
 Price, Mrs. Laura J.* (65), 888 Warren avenue.
 Pringle, Mrs. Isabelle M. (94), 5746 Jackson-av.
 Pringle, Margaret* (65), 5446 Jackson avenue.
 Pringle, Thomas A. (67), Brainard, Ill.
 Randall, Mrs. T. D. (74), 2624 Calumet avenue.
 Redell, Richard F. (70), 1215 Dearborn avenue.
 Reid, William G.* (65), 5214 Cornell avenue.
 Renich, Mrs. Helen (68), 432 School street.
 Riley, John P. (68), 338 Hudson avenue.
 Rofnot, Victor F. (65), 6354 Langley avenue.
 Rozan, John J. (67), 4253 South State street.
 Rudolph, Joseph (83), 527 Briar place.
 Sampson, John C.* (65), 1243 East 44th place.
 Schimmels, Capt. C., 1410 South Halsted street.
 Schiecht, Mrs. Catherine (70), 5803 Ohio street.
 Schlossman, Joseph B. (65), 5341 Calumet avenue.
 Schmidt, Mrs. Sophie (78), Oak Park, Ill.
 Scouton, T. B.* (65), 521 West Madison street.
 Scudder, Mrs. Mary A.* (65), 102 Bellevue place.
 Seaton, Isabel D.* (65), 1016 West Monroe street.
 Sedgwick, Mrs. A. G. (76), 603 Park avenue.
 Sheppard, Robert D.* (65), Evanston, Ill.
 Sinclair, J. E. (76), Maywood, Ill.
 Smyth, Thomas A.* (65), 2022 West Jackson-bd.
 Spikings, William H.* (65), 5031 N. Crawford-av.
 Starkweather, Charles H.* (65), 4901 Woodlawn-av.
 Stewart, Bridget (79), 646 West 12th street.
 Vargas, Edward E. (65), 712 Summerdale avenue.
 Vial, Jennie* (65), LaGrange, Ill.
 Walsh, James J. (79), 4839 Washington boulevard.
 Walter, Lorns (89), 1717 Roscoe street.
 Wemple, Leonard C. (77), 662 North Curtis street.
 Zimmerman, John S. (72), 1847 Park avenue.
 Zimmerman, Mrs. Minna (70), 1279 Perry street.
 1849-Balken, Peter M. (76), 71 Keystone avenue, River Forest.
 Boyd, Charles L. (70), 5009 Wabash avenue.
 Boyd, Mrs. Charles L.* (64), 5009 Wabash avenue.
 Boyd, Robert (72), Hinsdale, Ill.
 Brennan, Matthew J. (78), 4018 Vincennes avenue.
 Brown, Mrs. Sophia (84), 2847 Dearborn street.
 Buglic, James (65), 2701 West Jackson boulevard.
 Clowry, James, 4200 Ellis avenue.
 Clowry, John E., 437 Blue Island avenue.
 Clowry, Thomas, 2859 North Robey street.
 Clowry, Mrs. Bridget (81), 463 West 14th street.
 Cobb, Weldon J.* (64), Wheaton, Ill.
 Cullen, Mrs. M. (64), 604 East 46th street.
 Culver, John (67), 2201 Dewey avenue, Evanston.
 Curtis, Rev. Edward H. (70), 6455 Kenwood-av.
 Curtis, Henry M. (72), 4943 Blackstone avenue.
 Donogue, Daniel R.* (64), 6325 Kenwood avenue.
 Doty, Virginia E.* (64), 5547 Blackstone avenue.
 Doyle, A. J.* (64), Orland, Ill.
 Eisey, Mrs. Anna (72), 1532 West Adams street.
 Erskine, Cecelia D. W.* (64), 50 East Schiller-st.
 Foley, Mrs. Ellen (77), 656 West 20th street.
 Franzen, Alexander (84), 17 Artesian avenue.
 Furst, Conrad (84), 1400 Astor street.
 Glasebrook, George (88), 2230 Flounroy street.
 Glasebrook, Mrs. Mary Ann (84), 2230 Flounroy-st.
 Goodwillie, Mrs. Cecelia (84), 450 Roslyn place.
 Gould, John E.* (64), 2216 Prairie avenue.
 Grupe, Conrad (80), 1189 North Maplewood avenue.
 Guenther, Rebecca E. (72), 3020 Lake Park avenue.
 Hatch, Wm. H. (64), 211 Park-av., River Forest.
 Jaeger, Julius F.* (64), 1126 George street.
 Jaworski, Stephen D.* (64), 1337 West Jackson-bd.
 Joslyn, Walter S. (70), 1610 Garfield boulevard.
 Kehoe, Miles, 639 South Ashland avenue.
 Keller, George (95), 164 Newton street.
 Kinberg, N. A. (73), 1496 West Foster avenue.
 Kinzie, Mrs. Arthur E.* (64), Riverside, Ill.
 Lalger, Fred G. (67), 1136 Orleans street.
 Larson, Iver (83), 691 North Hoyne avenue.
 Lay, A. Tracy (89), 321 Michigan avenue.
 Leopold, Mrs. C.* (64), 1295 North Halsted street.
 Loughlin, William M. (89), 4650 North Robey-st.
 Mahler, H. F. (71), 14 DeKalb street.
 Melvin, Thomas H.* (64), 2508 North Artesian-av.
 Miller, Brice A. (75), 46 Roslyn place.
 Moore, William J. (68), 66 Osgood street.
 Nelson, Sarah Earl* (64), 6204 Greenwood avenue.
 Norton, Mrs. Louise C. (64), 150 Lincoln Park-bd.
 O'Byrne, Mrs. Elizabeth (69), 2545 Washington-bd.
 Olberts, Mrs. Catherine (64), 3302 Archer avenue.
 Oliver, Lucy Hicks (69), 1541 West Monroe street.
 Peckler, Katharine A. (65), 4038 Archer avenue.
 Peeble, Cassius M. (69), 296 West Monroe street.
 Prindville, William H.* (64), 1212 Fullerton-av.
 Ritchie, Hugh (89), 28 West Chestnut street.
 Rogers, Edward K.* (64), 159 East Ontario street.
 Rooks, Mrs. Mary S., 964 Jackson boulevard.
 Rumsey, George D.* (64), 62 East Division street.
 Scott, George M. (71), Riverside, Ill.
 Shepard, F. A.* (64), 2030 West Harrison street.
 Smith, Frank Waldo* (64), 5539 Cornell avenue.
 Sutter, John D. (67), 745 Evanston avenue.
 Talbot, H. Plumer, 241 Michigan avenue.
 Thels, Theodore (68), 2729 Pine Grove avenue.
 Thomas, Mrs. John W.* (64), 515 Jackson-bd.
 Ulrich, Mrs. Marla (77), 838 LaH avenue.
 Weber, Mrs. Barbara M. (78), 1738 Wilmot avenue.
 Weber, Mary (67), 1634 Barry avenue.

WASTE PAPER

Sold to us is ground into pulp.

We purchase Waste Paper from Printers, Book Binders,
Newspaper Publishers and Commercial Houses.

We also are Dealers in Sanitary Wiping Rags.

Mendelson Bros. Paper Stock Co.

1015-17 So. State Street, Chicago, Ill.

The Northwestern Terra Cotta Co.

Manufacturers of the Highest Grades of

ARCHITECTURAL TERRA COTTA

Main Office and Works } CHICAGO { Branch Office
2525 CLYBOURN AVENUE } 1415 RAILWAY EXCHANGE

MEDICO-LEGAL EXAMINATIONS

This Laboratory is fully equipped to perform all types of Chemical and Pathological Examinations in Medico-Legal Cases
General Clinical and Analytical Work for Physicians.
Water, Milk and Food Analyses.

Write us for fee tables and general information on all lines of medical laboratory work.

CHICAGO LABORATORY

Established in 1904

8 NORTH STATE STREET, CHICAGO.

Phones 3610 and 3611 Randolph

RALPH W. WEBSTER, M. D., Ph. D., Director Chemical Department

THOMAS L. DAGG, M. D., Director Pathological Department

- Wood, Seth* (64), 361 West Harrison street.
 1850—Baumann, Frederick (87), 43 Pine Grove-av.
 Becker, Fred (79), 331 North LaSalle street.
 Bodmaker, E. (75), 1541 West Chicago avenue.
 Bomake, William* (63), 5442 Leland avenue.
 Brown, Canute (68), 1912 Winona street.
 Butterfield, Caroline S. (63), 1322 N. LaSalle-st.
 Carpenter, George B. (79), 107 Lincoln Park-bd.
 Catlin, Mrs. Mary E.* (63), 451 Belden avenue.
 Clingman, Charles W.* (63), 4748 Kenwood avenue.
 Coleman, Edward* (63), 2829 Archer avenue.
 Conroy, James, 26 South Curtis street.
 Dennis, John (70), 34 St. John's court.
 Dunne, Michael J. (73), 4901 Dorchester avenue.
 Erickson, Mrs. Martha (91), 3424 South Park-av.
 Finke, Mrs. Anna M. (84), 2098 Grenshaw street.
 Gerts, George E. (86), Oak Park, Ill.
 Goodwillie, Robert* (63), 5038 Washington Park-ct.
 Gordon, Elizabeth C. (73), 1850 Fulton street.
 Groble, Mrs. Mary* (63), 959 Sawyer avenue.
 Hanke, George* (63), 2508 Sheffield avenue.
 Haines, Walter S. (63), 1401 West Adams street.
 Haws, Robert (78), 2935 Bonfield street.
 Heald, James H. (63), Oak Park, Ill.
 Houllhan, Robert D. (63), 855 Ogsgood street.
 Howe, Miss Frances* (63), Porter Ind.
 Husted, Julia Hoyt* (63), 429 East 55th street.
 Jiroch, Joseph (67), 1837 Mohawk street.
 Johnson, Peter (71), 1506 North Robey street.
 Kent, Mrs. L. B.* (63), 4024 Prairie avenue.
 Koehler, B. (85), 1808 West Jackson boulevard.
 Kotz, Charles E.* (63), 1543 Devon avenue.
 Langheinrich, Edward* (63), 2029 Sheffield avenue.
 Lawson, Victor F.* (63), 1500 Lake Shore drive.
 Lochr, Justus P. C. (72), 2824 Burling street.
 Martin, Mrs. Mary (65), 6418 Langley avenue.
 Miller, Ed M. (63), 664 South Halsted street.
 Moore, John M. (32), 3907 Michigan avenue.
 Moore, William J. (76), 1910 Fremont street.
 Morris, William (70), 499 Woodlawn avenue.
 Moser, George W.* (63), 400 Maple-av., Oak Park.
 Munson, John (74), West Foster and North Kilpatrick avenues.
 McDermott, Michael (67), 3528 Wubash avenue.
 Newton, Hanna Reimers, 1815 Melrose street.
 Norton, Mrs. Lucy, 231 East 54th street.
 Nurnberger, Mrs. Emille (75), 2968 South State-st.
 Oberlking, John H. (71), 832 West Adams street.
 Pfeifer, Charles* (63), Hinsdale, Ill.
 Pinkerton, William A. (67), 217 South Ashland-bl.
 Pomy, Mrs. Anna (68), 431 Webster avenue.
 Poole, Manning S. (81), 3824 Langley avenue.
 Powell, John, 1852 West Congress street.
 Redell, Mrs. J.* (63), 547 Berenice avenue.
 Reinhart, John (65), 1033 Wellington street.
 Retain, John (96), 2325 North Rockwell street.
 Sammons, E. Hudson* (67), 3149 Rhodes avenue.
 Schaffer, Ferdinand (64), Blue Island, Ill.
 Sent, Sophia (65), River Grove, Ill.
 Seelye, Henry E. (86), 1134 Chicago-av., Evanston.
 Shackelford, Collins (71), 1622 Greenleaf avenue.
 Smith, Mrs. Mary Ann* (63), 1242 W. Madison-st.
 Splies, Mary (82), 1918 Montrose avenue.
 Stender, C. F. G., 308 South Hamlin avenue.
 Spry, Ellen (75), 481 West Monroe street.
 Uchtmann, John D. (81), 824 South Halsted street.
 Weigselbaum, Joseph* (63), 1826 Spaulding avenue.
 Welhe, Mrs. Caroline (72), 919 Roscoe street.
 Wells, Edwin S. (84), Lake Forest, Ill.
 Werkmeister, John* (63), 3308 Calumet avenue.
 White, John M. (86), 5211 Cornell avenue.
 Winsauer, Mrs. Louise* (63), 120 E. Walton place.

DIED IN 1913.

- Allison, Benjamin F. (83), 2454 West Huron street;
 arrived 1839; died May 11.
 Barbe, Martin (84); arrived 1846; died Oct. 29.
 Barbm, Mrs. Antje (82), 62 North Waller avenue;
 arrived 1842; died Jan. 4.
 Barnum, William E. (78), 6400 Normal boulevard;
 born in Chicago 1835; died July 7.
 Barrall, James, Evanston; arrived 1846; died June 28.
 Beers, Samuel (80), 3646 Washash avenue; arrived
 1847; died Jan. 13.
 Benedict, Anzi (87), 933 Galt avenue; arrived 1849;
 died April 20.
 Best, Mrs. Minnie (64), 4402 South Michigan avenue;
 born in Chicago 1849; died Feb. 19.
 Blackmer, O. C. (85), 311 North Grove avenue; born
 in Chicago 1828; died Jan. 5.
 Blocki, William F. (71), 6403 Kimbark avenue; ar-
 rived 1850; died Aug. 22.
 Brooks, Frederick W. (86), Morgan Park; arrived
 1833; died June 22.
 Brown, Mrs. Eliza H. (90), Berwyn; arrived 1850;
 died April 25.
 Brunker, John H. (95), 520 West 20th street; arrived
 1849; died March 21.
 Burns, Mrs. Ellen W. (70), 35 East Oak street;
 arrived 1849; died June 17.
 Cobb, Mrs. Elia Parsons, Greenwood Inn, Evanston;
 arrived 1845; died Jan. 17.
 Cochran, Timothy F. (82), 4336 Sheridan road; born
 in Cook county 1831; died Aug. 4.
 Commons, William H. (72), 223 North Ada street;
 born in Chicago 1841; died March 17.
 Cosgrove, Mrs. Hannah M. (78), 4804 Champlain
 avenue; arrived 1848; died Sept. 2.
 Crain, Mrs. Sarah Burroughs (84), 1031 Asbury ave-
 nue, Evanston; arrived 1841; died Oct. 29.
 Crocroft, Joseph E. (92), Lyons, Wis.; arrived in
 Chicago, 1842; died Sept. 2.
 Dennis, Mrs. Mary (94), 424 South Kenilworth ave-
 nue, Oak Park; arrived 1841; died Jan. 14.
 Dolese, John (76), Morton Park; arrived in Chicago
 1837; died Sept. 23.
 Doyle, Edward (92), 2820 Harvard street; arrived
 1835; died Jan. 22.
 Dupee, Mrs. Elizabeth R., Kenwood; arrived 1850;
 died Sept. 7.
 Dutch, James B. (73), 6637 Parnell avenue; arrived
 1848; died Dec. 30, 1912.
 Ebersold, Mrs. Julia S. (69), 4401 Lake avenue; ar-
 rived 1850; died July 24.
 Farnsworth, George (87), 1421 Astor street; arrived
 1840; died Jan. 26.
 Foley, Mrs. Catherine (76), 1012 East 47th street;
 born in Chicago 1837; died Feb. 9.
 Foster, Mrs. Mary C. (68), 1404 North Dearborn
 street; born in Chicago 1844; died Dec. 5, 1912.
 Gale, Edward F. (67), Exeter, N. H.; born in Chi-
 cago 1846; died Sept. 18.
 Gale, Edwin O. (81), Oak Park; arrived 1835; died
 Jan. 23.
 Gerber, Barbara (85), 6154 South Halsted street;
 arrived 1834; died July 12.
 Glezen, Mrs. Barbara (75), 1310 Norwood street;
 arrived 1848; died June 13.
 Gilbert, Henry S. (76), 1825 Iowa street; arrived
 1836; died Jan. 11.
 Gleeson, Mrs. Ellen (85), 5428 Winthrop avenue;
 arrived 1853; died Jan. 18.
 Gordon, Mrs. Emma (60), 225 North Howard avenue,
 Austin; born in Chicago, 1853; died March 20.
 Green, Mrs. Caroline E. (88), Oak Park; arrived in
 Chicago 1828; died Dec. 27, 1912.
 Grusendorf, Henry (83), 1520 North Hoyne avenue;
 arrived 1850; died July 30.
 Howe, Charles M. (68), 1800 Asbury avenue, Evan-
 ston; arrived in Chicago, 1845; died Oct. 18.
 Hnehn, Mrs. Anna (77), 1230 Wells street; arrived
 1836; died Feb. 19.
 Isham, Mrs. Katherine Snow (81), 945 Dearborn
 avenue; born in Chicago, 1832; died Feb. 23.
 Johnston, Richard M., Philadelphia, Pa.; arrived in
 Chicago, 1848; died May 23.
 Kearns, Michael (76), 3617 Colorado avenue; arrived
 1847; died Sept. 26.
 Kedzie, Mrs. Mary E. (75), Evanston; arrived 1849;
 died June 25.
 Kelly, Joseph (90), Marshalltown, Iowa; arrived in
 Chicago, 1850; died Feb. 2.
 Kennicott, Mrs. J. Asa (92), Largo, Fla.; arrived
 in Chicago, 1849; died May 30.
 Kinbell, Mrs. Almora Hazel (81), Hinsdale, Ill.;
 born in Chicago, 1832; died March 6.
 Langhenry, Mrs. Catherine (92), 1049 Chestnut
 street; arrived 1847; died April 4.
 Lloyd, Alexander T. (65), 2318 West Washington
 boulevard; born in Chicago, 1848; died Oct. 27.
 Loeb, Moses (83); arrived 1848; died June 5.
 Logeman, John (73), 733 Robbins terrace; arrived
 1848; died Nov. 5.
 Marshall, John (72), 1070 North Marshfield avenue;
 arrived 1845; died March 5.

REASONABLE RATES
and **PERFECT SERVICE**

are largely responsible for the
great growth of the

Cosmopolitan Electric Company's

Light and Power Business.

***Alternating Current Now Available
Throughout West, Southwest
and South Sides.***

Direct Current in Loop District.

ESTIMATES—PLANS—SPECIFICATIONS
FREE

GENERAL OFFICES:

122 South Michigan Avenue

(Corner of Adams Street)

PHONES: Randolph 3341—Automatic 62144

Mitchell, Mrs. Fanny Clark, 440 North Normal parkway; arrived 1848; died Dec. 25, 1912.
 McEvoy, William (81), 2019 Racine avenue; arrived 1848; died Nov. 16.
 McGurn, Christopher (71), 2913 Fulton street; arrived 1845; died Oct. 1.
 North, Isaac (95); arrived 1837; died July 12.
 P'hehan, Mrs. Patrick (69), 748 Beiden avenue; arrived 1845; died June 5.
 Prindville, Mary T. (65), 5116 Sheridan road; born in Maple Park, 1848; died May 31.
 Prindville, Redmond (88), 1212 Fullerton avenue; arrived 1836; died Oct. 31.
 Reilly, Michael H. (64), 3707 Colorado avenue; born in Chicago, 1849; died June 6.
 Rice, Albert E. (86), 221 North Baird avenue, Austin; arrived 1847; died Oct. 16.
 Richey, Alexander M. (87), 9437 Langley avenue; arrived 1840; died Sept. 8.
 Robinson, Mrs. Elizabeth (89), 4912 West Grand avenue; arrived 1844; died Sept. 21.
 Sargent, Walter A. (72), 2827 West Van Buren street; born in Chicago, 1840; died Dec. 23, 1912.
 Sayre, Harriet E. (92), Mont Clare; arrived 1835; died Nov. 16.
 Schneider, Mrs. Marina (81), Aurora, Ill.; arrived as 3-day old infant, 1832; died March 22.
 Schroeder, William, 2817 Logan boulevard; arrived 1842; died July 31.

Shaughnessy, Mrs. Thomas (72), 1716 Sedgwick street; arrived 1849; died March 31.
 Snow, Miss Helen E. (76), 945 Dearborn avenue; born in Chicago, 1836; died in St. Augustine, Fla., Feb. 7.
 Solitt, Mrs. Mary (89), 4020 Prairie avenue; arrived 1845; died Aug. 21.
 Soule, Mrs. Ursula T. (81), West Palm Beach, Fla.; arrived 1832; died March 22.
 Stebbins, Mrs. Julia A., 1551 Morgan Park avenue; arrived 1848; died Oct. 6.
 Stelnhaus, George (81), Oak Park; arrived 1844; died June 10.
 Todd, William G. (91), 4714 North Robey street; arrived 1837; died Aug. 7.
 Ton, Mrs. Anna (78), Roseland; arrived 1839; died Aug. 5.
 Wall, Thomas F. (74), 224 Latrobe avenue, Austin; arrived in Chicago, 1840; died April 16.
 Wesencraft, Mrs. Jane (90), Riverside, Ill.; arrived 1838; died Aug. 17.
 Walsh, Michael (64), 2016 Leland avenue; arrived 1852; died Oct. 12.
 Wheaton, Mrs. Sarah M. (66), Wheaton; born near Wheaton, 1846; died April 8.
 White, Mrs. Jennie McLaren (73), 5464 University avenue; arrived 1850; died March 4.
 Yoc, Mrs. Mary W. (69), Highland Park; arrived 1847; died Nov. 12, 1912.

CEMETERIES IN CHICAGO AND VICINITY.


Arlington—West thirteen miles, near Elmhurst.
 Bethany—Archer avenue and 79th street.
 Bohemian National—North Crawford and Foster avenues.
 B'nai Abraham—South of Waldheim.
 B'nai Shalom—North Clark street, near Irving Park boulevard.
 B'rith Abraham—Desplaines avenue and 14th street, Forest Park.
 Brookside—West sixteen miles, near South Elmhurst.
 Calvary—North ten miles, near South Evanston.
 Chebra Gemilath Chusadim Ubikur Cholim—North Clark street, near Irving Park boulevard.
 Chebra Kadisha Ubikur Cholim—North Clark street, near Irving Park boulevard.
 Chevra Shomer Hadas—Nine miles west on Desplaines avenue, north of West 12th street.
 Concordia—Nine miles west on Madison street.
 Crown Hill—Forteen miles west on Aurora, Elgin & Joliet railway.
 Eden—Irving Park boulevard, near Franklin Park.
 Elm Lawn—West thirteen miles on Lake street, near Elmhurst.
 Elmwood—Grand and Beach avenues.
 Evergreen—South Kedzie avenue and 87th street.
 Forest Home—West ten miles on 12th street.
 Free Sons of Israel—Waldheim.
 German Lutheran—North Clark street and Irving Park boulevard.
 Graceland—North five miles on Clark street.
 Hebrew Benevolent Society—North Clark street, near Irving Park boulevard.
 Highland—West Chicago.
 Montrose—Bryn Mawr and Crawford avenues.
 Moses Montefiore—South of Forest Home.
 Mount Auburn—Southwest nine and one-half miles, at 39th street and Oak Park avenue.
 Mount Carmel—Hillside Station.
 Mount Forest—Thornton, Ill.
 Mount Glenwood—Thornton, Ill.

Mount Greenwood—Near Morgan Park; south.
 Mount Hope—Near Morgan Park.
 Mount Israel—Dunning.
 Mount Mary—Dunning; northwest.
 Mount Olive—North Narragansett avenue, near West Irving Park boulevard.
 Mount Olivet—South sixteen miles, near Morgan Park.
 New Light—East Prairie road, near Lincoln avenue, Morton Grove; northwest.
 North Chicago Hebrew Congregation—At Roshill; north.
 Norwood Park—Sanford avenue and Higgins road.
 Oak Hill—West 119th street and Kedzie avenue.
 Oakland—Proviso; west twelve miles.
 Oak Lawn—South Halsted and 180th streets.
 Oakridge—Oakridge avenue and West 12th street; west twelve miles.
 Oakwoods—Greenwood avenue and 67th street; south.
 Oesterlech-Ungarischer Kranken Unterstuetzungs-Verein—At Waldheim.
 Ohavo Amuno—South of Forest Home.
 Ohavo Shalom—At Oakwoods.
 Polish—Milwaukee avenue, near Norwood Park.
 Ridgelawn—North Crawford and Peterson avenues.
 Roschill—North seven miles.
 St. Adalbert—Norwood Park.
 St. Boniface—North Clark street and Lawrence avenue.
 St. Henry—Ridge and Devon avenues.
 St. Joseph's—River Grove.
 St. Lukas—5232 North Crawford avenue.
 St. Maria—Grand Trunk railway and 87th street; south.
 Sinai Congregation—At Roschill.
 Society of Benevolence and Relief of the Sick—North Clark street and Irving Park boulevard.
 Union Ridge—Higgins avenue, near Norwood Park.
 Waldheim—West ten miles on Harrison street.
 Zion Congregation—At Roschill.

LAW AND ORDER LEAGUES AND PROTECTIVE ASSOCIATIONS.

Anti-Cruelty Society—President, George L. Douglass; secretary, Hugo Krause, 155 West Grand avenue.
 Anti-Saloon League of Illinois—1200, 189 West Madison street; superintendent, F. Scott McBride.
 Chicago Law and Order League—President, Arthur B. Farwell; secretary, Wm. F. Mulvihill, 1305, 19 South LaSalle street.
 Citizens' Association—33, 106 North LaSalle street; secretary, S. M. Singleton.
 Citizens' League of Chicago for the Suppression of the Sale of Liquor to Minors—1405, 155 North Clark street; secretary, W. H. Ceperly; superintendent, Henry King Grose.

Englewood Law and Order League—6305 Yale avenue; secretary, J. H. Lyle.
 Garfield Park Protective Association—President, E. Worthing; secretary, William Watters, 4147 West Congress street.
 Hyde Park Protective Association—Secretary, Arthur B. Farwell, 501, 19 South LaSalle street.
 Society for Prevention of Crime—1118, 8 South Dearborn street; secretary, George E. Girling.
 Vice Commission of the City of Chicago (appointed by the mayor)—President, Dean W. T. Sumner; secretary, Edwin W. Sims.



THE WORLD'S GREATEST BASEBALL PALACE

Comiskey Park, home of the "White Sox," 35th street between Wentworth and Shields avenues, containing fourteen acres, the largest field devoted to baseball in the United States and with a seating capacity of 35,000 persons, grandstand and bleachers. Twelve hundred tons of steel were used in the construction of the plant, which is re-enforced with concrete.

PRICES OF MESS PORK AND LARD FOR FORTY YEARS.

The following table shows the lowest and highest cash prices for mess pork and prime steamed lard in the Chicago market for the past forty years and the months in which extreme prices were reached:

YEAR.	MESS PORK.			LARD.		
	Lowest in	Range.	Highest in	Lowest in	Range.	Highest in
1874.....	Jan., Feb., Mar.	\$13.75 @ 24.75	Aug.	Jan.	\$8.20 @ 15.50	Oct.
1875.....	Jan.	17.70 @ 23.50	Oct.	Nov.	11.80 @ 15.75	Apr. and May
1876.....	Oct.	15.20 @ 22.75	Apr.	Sept.	9.55 @ 13.85	Mar. and Apr
1877.....	Dec.	11.40 @ 17.95	Jan.	Dec.	7.55 @ 11.55	Jan.
1878.....	Dec.	6.02½ @ 11.35	Dec.	Dec.	5.32½ @ 7.80	Aug.
1879.....	Jan.	7.27½ @ 13.75	Jan.	Aug.	5.30 @ 7.75	Dec.
1880.....	Apr.	9.37½ @ 19.00	Oct.	June	6.35 @ 7.85	Nov.
1881.....	Jan.	12.40 @ 20.00	Sept.	Feb.	9.20 @ 13.10	July.
1882.....	Mar.	16.00 @ 24.75	Oct.	Mar.	10.05 @ 13.10	Oct.
1883.....	Sept. and Oct.	10.20 @ 20.15	May.	Oct.	7.15 @ 12.10	May.
1884.....	Dec.	10.55 @ 19.50	May, June, July	Dec.	6.45 @ 10.00	Feb.
1885.....	Oct. and Nov.	8.00 @ 13.25	Feb.	Oct.	5.82½ @ 7.10	Feb. and Apr.
1886.....	May.	8.20 @ 12.20	Dec.	May	5.82½ @ 7.50	Sept.
1887.....	Jan.	11.60 @ 24.00	May.	June and Oct.	6.20 @ 7.92½	Dec.
1888.....	Dec.	12.90 @ 16.00	Oct.	Jan.	7.25 @ 11.20	Oct.
1889.....	Dec.	8.35 @ 13.37½	Jan.	Dec.	5.75 @ 7.55	Jan.
1890.....	Dec.	7.50 @ 13.62½	Apr.	Dec.	5.50 @ 6.52½	Apr.
1891.....	Dec.	7.45 @ 13.00	May.	Feb.	5.47½ @ 7.05	Sept.
1892.....	Apr.	9.25 @ 15.05	Dec.	Jan.	6.05 @ 10.60	Dec.
1893.....	Apr.	10.25 @ 21.80	May.	Aug.	6.10 @ 13.20	Mar.
1894.....	Mar.	10.67½ @ 14.57½	Sept.	Aug.	6.45 @ 9.65	Sept.
1895.....	Dec.	7.50 @ 12.87½	May.	Dec.	5.15 @ 7.17½	Mar.
1896.....	Aug.	5.50 @ 10.85	Jan.	July.	3.05 @ 5.85	Jan.
1897.....	Dec.	7.15 @ 9.00	Sept.	June.	3.42½ @ 4.90	Sept.
1898.....	Oct.	7.65 @ 12.30	May.	Jan. and Oct.	4.62½ @ 6.82½	May.
1899.....	May and Oct.	7.85 @ 10.45	Jan.	May.	4.90 @ 5.77½	Jan.
1900.....	Nov.	10.37½ @ 16.00	Oct.	Feb.	5.65 @ 7.40	Oct.
1901.....	Jan.	12.60 @ 16.80	Mar.	Jan.	6.90 @ 10.25	Sept.
1902.....	Feb. and Mar.	15.00 @ 18.70	July.	Feb.	9.07½ @ 11.60	Sept.
1903.....	Oct.	10.95 @ 18.37½	Mar.	Oct.	6.20 @ 11.00	Sept.
1904.....	Sept.	10.60 @ 16.50	Feb.	May.	6.15 @ 7.92½	Feb.
1905.....	Apr.	11.70 @ 16.50	July.	Jan.	6.55 @ 8.10	Aug.
1906.....	Jan.	13.45 @ 20.00	July.	Jan.	7.32½ @ 9.85	Nov.
1907.....	Sept. and Oct.	13.75 @ 17.75	Feb.	Oct.	8.42½ @ 9.97½	Feb.
1908.....	Feb.	10.75 @ 16.60	July.	Feb.	6.97½ @ 10.45	Oct.
1909.....	Jan.	16.25 @ 25.20	Sept.	Jan.	9.40 @ 12.65	Sept. and Oct
1910.....	Oct.	17.25 @ 27.00	July.	Aug.	11.50 @ 14.65	Mar.
1911.....	Oct.	14.50 @ 21.50	Feb.	Apr.	7.70 @ 10.67½	Jan.
1912.....	Jan.	15.00 @ 19.62½	Apr.	Feb.	8.65 @ 11.97½	Oct.
1913*.....	Jan.	17.50 @ 22.75	July and Sept.	Jan.	9.47½ @ 11.87½	July.

*Jan. 1 to Nov. 20.

FOREIGN CONSULS AND CONSULATES IN CHICAGO.

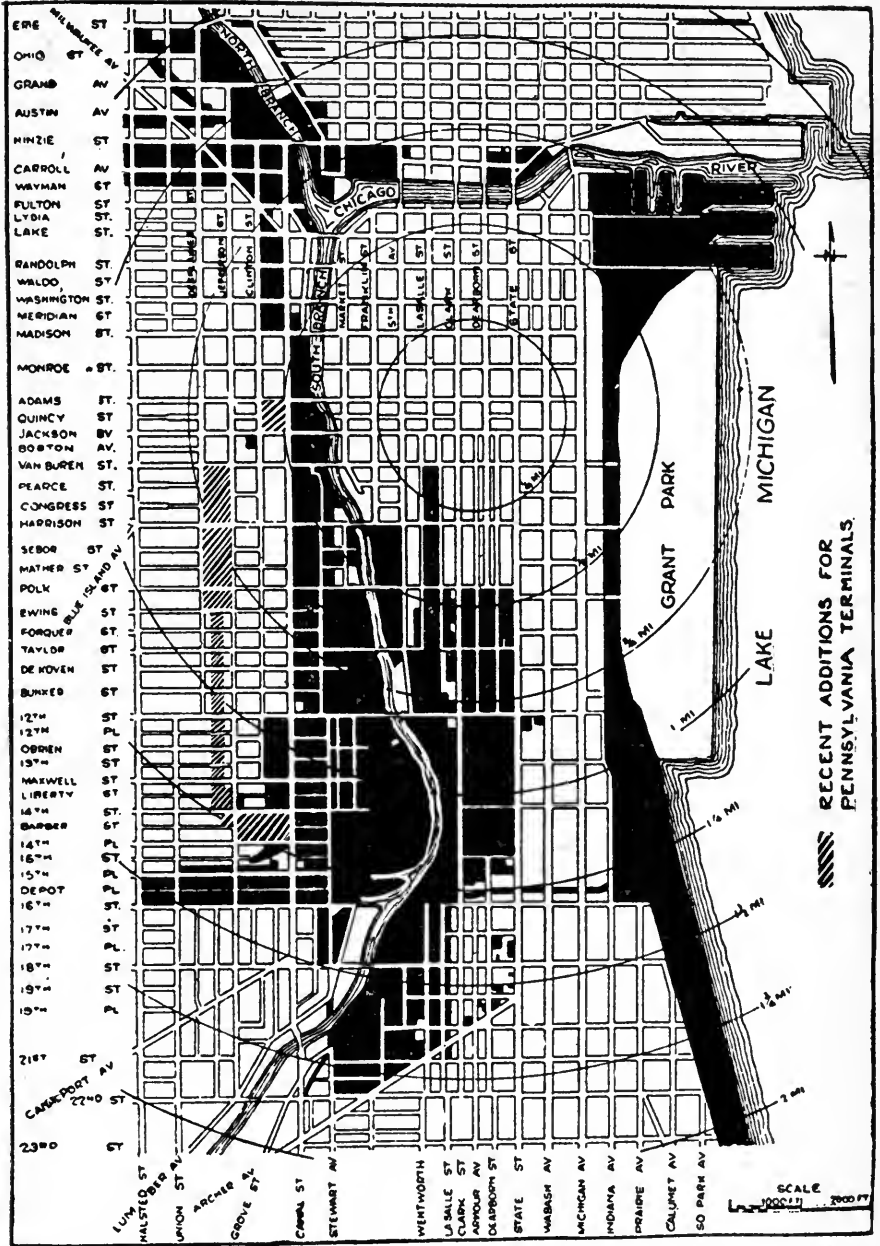
Argentina—Albert W. Brickwood, Jr., 1201, 79 West Monroe street.
 Austria-Hungary—Hugo Silvestri (consul-general), 817, 108 South LaSalle street.
 Belgium—Charles Henrotin, 1166, 209 S. LaSalle-st.
 Bolivia—F. W. Harnwell, 1502, 105 S. LaSalle-st.
 Brazil—S. R. Alexander, 10, 183 N. Wabash avenue.
 Chile—M. H. Ehlert, 616, 29 South LaSalle street.
 Costa Rica—B. Singer, 616, 29 South LaSalle street.
 Cuba—F. Estrada Palma, 601 Security building.
 Denmark—Georg Bech, 79, 154 W. Randolph street.
 Dominican Republic—Frederick W. Job, 832, 140 South Dearborn street.
 Ecuador—F. Plaza, 914 Lakeside place.
 France—Baron de St. Laurent, 652, 175 West Jackson boulevard.
 Germany—Alfred Geissler (consul-general), 916, 122 South Michigan avenue.
 Great Britain—Horace D. Nugent (consul-general), 805 Pullman building.
 Greece—N. Salopoulos, 24, 143 N. Dearborn street.
 Guatemala—Jule F. Brower, 1331, 38 S. Dearborn-st.
 Italy—Count Zulio Bolognesi, 432, 72 W. Adams-st.
 Japan—Kahachi Abe, 929, 122 S. Michigan avenue.

Mexico—Augustin Pina, 602, 333 South Dearborn-st.
 Netherlands—George Birkhoff, Jr. (consul-general), 58 West Washington street.
 Nicaragua—Berthold Singer, 616, 29 S. LaSalle-st.
 Norway—Oscar H. Haugan, 210, 133 West Washington street.
 Panama—Gustave de Obaldia, 1125 Masonic Temple.
 Paraguay—D. T. Hunt, 704, 140 S. Dearborn street.
 Persia—(Vacancy).
 Peru—W. M. L. Fiske, 234 South LaSalle street.
 Portugal—S. C. Simms (vice-consul), 1360 Kenwood terrace.
 Russia—Victor Chichkine, 1198, 10 South LaSalle-st.
 Slam—Milward Adams, 404 South Michigan avenue.
 Spain—B. Singer, 616, 29 South LaSalle street.
 Sweden—Henry S. Henschen (acting), 135 West Washington street.
 Switzerland—A. Holinger, 201, 179 West Washington street.
 Turkey—Charles Henrotin, 1166, 209 S. LaSalle-st.
 Uruguay—Juan Moffit, 1614, 127 N. Dearborn street.
 Venezuela—Alberto W. Brickwood, Jr., 1201, 79 West Monroe street.

SOCIETIES OF TEACHERS.

Cook County Teachers' Association—Fullerton hall, Art Institute; president, L. A. Pringle; superintendent, E. J. Tobin, 512 County building.
 Chicago Principals' Club—1808, 5 South Wabash avenue; president, Morgan G. Hogge; secretary, Miss Etta G. Gee.
 Chicago Teachers' Federation—Room 344, 127 North Dearborn street; president, Mrs. Ida L. Fursman;

corresponding secretary, Frances E. Harden; financial secretary, Catherine Goggin; business representative, Margaret A. Haley.
 Chicago Teachers' Relief Society—President, Ella Flagg Young; secretary, Miss Marion H. Dyer, Gladstone school.
 Head Assistants' Association—President, Miss Myra C. Billings; secretary, Miss Anna Strauss, 4415 Drexel boulevard.



AREA IN BLACK SHOWS RAILROAD POSSESSIONS IN CHICAGO'S BUSINESS DISTRICT.

CHICAGO GRAIN STATISTICS.

The following tables show the extreme prices in each year for forty years for cash wheat, corn and oats, indicating the month in which such prices were obtained:

WHEAT.				WHEAT.			
YEAR.	Lowest in	Range.	Highest in	YEAR.	Lowest in	Range.	Highest in
1874	Oct.	\$0.81½@1.28	Apr.	1894	July	\$0.509½@.639½	Apr.
1875	Feb.	.83¼@1.30¼	Aug.	1895	Jan.	.48½@.51½	May.
1876	July	.83 @ 1.26½	Dec.	1896	Aug.	.58 @ 94½	Nov.
1877	Aug.	1.01½@1.76½	May.	1897	Apr.	.60¼@1.06	Dec.
1878	Oct.	.77 @1.14	Apr.	1898	Oct.	.62 @1.85	May.
1879	Jan.	.81½@1.83½	Dec.	1899	Dec.	.64 @.79½	May.
1880	Aug.	.86½@1.32	Jan.	1900	Jan.	.61¼@.87½	June.
1881	Jan.	.95¾@1.43¼	Oct.	1901	July	.63¾@.77¼	June.
1882	Dec.	.91¼@1.40	Apr. and May.	1902	Oct.	.67½@.95	Sept.
1883	Oct.	.90 @1.13½	June.	1903	Jan.	.70¼@.93	Sept.
1884	Dec.	.69 @.96	Feb.	1904	Jan.	.81¼@1.22	Sept., Oct., Dec.
1885	Mar.	.73¾@.91¼	Apr.	1905	Aug.	.77½@1.24	Feb.
1886	Oct.	.68¾@.84¾	Jan.	1906	Aug.	.69½@.94¼	May.
1887	Aug.	.69¾@1.00	June.	1907	Jan.	.71 @1.22	Oct.
1888	Apr.	.71½@1.20	Sept.	1908	July	.84¼@1.24	Aug.
1889	Jan.	.75¾@1.08¾	Feb.	1909	Oct.	1.08 @1.60	June.
1890	Feb.	.74¼@1.09¼	Aug.	1910	Aug.	.91¼@1.29½	July.
1891	July	.84¼@1.16	Apr.	1911	Apr.	.83¼@1.17	Oct.
1892	Oct.	.69¼@.91¼	Feb.	1912	Nov.	.85 @1.22	Apr. and May
1893	July	.54¼ @.85	Apr.	1913*	July-Aug.	.84 @1.15¾	Jan.

CORN.				OATS.			
YEAR.	Lowest in	Range.	Highest in	Lowest in	Range.	Highest in	
1874	Jan.	\$0.49 @.86	Sept.	Aug.	\$0.37¼@.71	July.	
1875	Dec.	.45¾@.70¾	May and July..	Dec.	.29½@.64½	May.	
1876	Feb.	.38¼@.58	Apr.	July.	.27 @.35	Sept.	
1877	Dec.	.37½@.58	Mar.	Aug.	.32 @.45¼	May.	
1878	Dec.	.29½@.43½	Apr.	Oct.	.18 @.73¼	July.	
1879	Jan.	.29¾@.49	Oct.	Jan.	.19¼@.33¼	Dec.	
1880	Apr.	.31½@.43¼	Nov.	Aug.	.22¼@.35	Jan. and May	
1881	Feb.	.35¾@.70¾	Oct.	Feb.	.29½@.47¼	Oct.	
1882	Dec.	.79¼@.81¼	July	Sept.	.30¼@.62	July.	
1883	Oct.	.46 @.70	Jan.	Sept.	.25 @.43¼	Apr.	
1884	Dec.	.34½@.87	Sept.	Dec.	.23 @.34¼	Mar.	
1885	Jan.	.34¼@.49	Apr. and May.	Sept.	.24¼@.36¼	Apr.	
1886	Oct.	.33¾@.49	July.	Oct.	.22¾@.35	Jan.	
1887	Feb.	.33 @.51½	Dec.	Mar. and April.	.23½@.31½	Dec.	
1888	Dec.	.33¾@.43	May.	Sept.	.23¾@.35	May.	
1889	Dec.	.29¼@.60	Nov.	Sept.	.17¾@.29½	May.	
1890	Dec.	.27¼@.54¼	Nov.	Feb.	.19¼@.45	Nov.	
1891	Feb.	.30¼@.80	Nov.	Oct.	.26 @.50½	Apr.	
1892	Jan.	.37½@1.00	May.	Jan.	.28 @.34½	Aug.	
1893	Dec.	.34½@.44½	May.	July.	.215½@.32¼	May.	
1894	Feb.	.33¾@.59¼	Aug.	Jan.	.26 @.50	June.	
1895	Dec.	.247½@.543¼	May.	Dec.	.165½@.31½	June.	
1896	Sept.	.19½@.39½	Apr.	Sept.	.14¾@.20¼	Feb. and Mar	
1897	Jan. and Feb.	.219¼@.33¾	Aug.	Feb.	.155½@.237½	Dec.	
1898	Jan.	.26 @.38	Dec.	Aug. and Sept.	.20¼@.32	May.	
1899	Dec.	.30 @.38¼	Nov.	Aug.	.19¼@.28¼	Feb.	
1900	Jan.	.30¾@.49¾	Nov.	Aug.	.21 @.29¼	June.	
1901	Jan.	.36 @.62¾	Nov.	Jan.	.23¼@.42¾	Nov.	
1902	Oct.	.55 @.88	July.	Aug.	.25 @.56	Feb.	
1903	Mar.	.415½@.53	July and Aug.	Mar.	.31¼@.45	July.	
1904	Jan.	.42¾@.58½	Nov.	Oct.	.28¼@.46	Feb.	
1905	Jan.	.42 @.64½	May.	Sept.	.25 @.34¼	July.	
1906	Feb. and March.	.39 @.54¾	June.	Mar.	.287½@.42¾	June.	
1907	Jan.	.38¾@.60¾	Oct.	Jan.	.33¾@.56½	Sept.	
1908	Feb.	.56½@.82	May and Sept.	Aug.	.46 @.60½	July.	
1909	Jan.	.58¼@.77	June.	Oct.	.39¾@.62¾	May.	
1910	Oct.	.47½@.68	Jan.	Oct.	.29¾@.47¼	Feb.	
1911	Jan., Feb., Mar.	.45¾@.75	Oct.	Mar.	.25¾@.47¼	Oct.	
1912	Nov.	.53 @.83	Aug.	Nov.	.30 @.58½	Apr.	
1913*	Jan.	.46½@.78¼	Aug. and Sept.	March.	.31½@.43¾	Sept.	

*Jan. 1 to Nov. 20.

CITY TREASURERS SINCE 1837.

Hiram Pearsons.....	1837-1833	W. H. Rice.....	1861-1862	Bernard Roessing.....	1889-1891
George W. Dole.....	1839	David A. Gage.....	1863-1864, 1869-1873	Peter Klobassa.....	1891-1893
Walter S. Gurnee.....	1840, 1843-1844	A. G. Throop.....	1865-1866	M. J. Bransfield.....	1893-1895
N. H. Bolles.....	1840-1841	Willard F. Wentworth.....	1867-1869	Adam Wolf.....	1895-1897
Wm. L. Church.....	1845-1846, 1848-1849	Daniel O'Hara.....	1873-1875	Ernst Hummel.....	1897-1899
Andrew Getzler.....	1847	Clinton Briggs.....	1876	Adam Ortselien.....	1899-1901, 1903-1905
Edward Manierre.....	1850-1853	Charles R. Larrabee.....	1877-1878	Charles F. Gunther.....	1901-1903
Uriah P. Harris.....	1854	William C. Selpp.....	1879-1881	Frederick W. Blockl.....	1905-1907
William F. DeWolf.....	1855	Rudolph Brand.....	1881-1883	John E. Traeger.....	1907-1909
O. J. Rose.....	1856	John M. Dunphy.....	1883-1885	Isaac N. Powell.....	1909-1911
C. N. Holden.....	1857	William M. Devine.....	1885-1887	Henry Stuckart.....	1911-1913
Alonzo Harvey.....	1858-1860	C. Herman Plantz.....	1887-1889	Michael J. Flynn.....	1913-1915
Charles H. Hunt.....	1860				

CIRCULATION OF THE CHICAGO DAILY NEWS FOR 1913.

DATE.	Jan.	Feb.	March.	April.	May.	June.	July.	Aug.	Sept.	Oct.	Nov.	Dec.
1.....	Holiday	338,636	345,045	410,150	358,555	359,304	339,970	336,505	243,812	352,079	328,354	
2.....	354,077	339,899	Sunday	372,559	353,987	Sunday	339,848	303,737	342,689	343,610	329,528	
3.....	358,457	368,988	374,389	368,931	332,773	355,474	335,254	Sunday	346,530	347,938	364,875	
4.....	335,836	366,276	385,637	367,456	Sunday	356,563	Holiday	341,749	344,189	322,136	371,900	
5.....	Sunday	362,824	372,683	345,255	357,350	352,126	266,051	541,457	345,944	Sunday	356,961	
6.....	357,369	363,852	369,768	Sunday	339,950	349,452	Sunday	338,221	309,336	364,084	356,518	
7.....	359,203	363,094	370,832	371,868	359,824	321,061	344,089	338,285	Sunday	373,325	359,459	
8.....	360,646	345,242	358,270	369,450	356,437	Sunday	329,922	335,735	349,029	377,846	330,435	
9.....	359,852	Sunday	Sunday	364,192	355,223	356,592	338,772	301,540	348,501	370,451	Sunday	
10.....	358,621	371,025	373,091	369,701	341,138	353,081	340,551	Sunday	357,031	301,171	301,697	
11.....	341,807	370,275	373,696	369,429	Sunday	351,391	338,804	342,707	349,606	333,780	341,586	
12.....	Sunday	361,661	371,547	349,987	358,372	350,802	305,419	343,232	345,262	Sunday	366,388	
1.....	362,360	367,490	369,612	Sunday	353,851	345,736	Sunday	343,376	341,308	396,616	359,516	
14.....	363,037	389,320	368,390	371,708	355,437	315,433	342,982	337,941	Sunday	353,993	367,223	
15.....	365,723	359,770	347,345	370,858	355,377	Sunday	341,698	336,319	355,907	356,170	333,236	
16.....	366,761	Sunday	Sunday	371,226	354,467	348,134	339,572	Sunday	350,624	355,636	Sunday	
17.....	365,239	372,471	372,802	372,845	328,006	347,312	339,455	Sunday	356,159	356,061	365,124	
18.....	342,815	375,814	376,530	365,890	Sunday	349,719	338,310	344,882	352,747	329,933	363,502	
19.....	Sunday	374,355	368,543	343,465	357,844	344,355	305,652	349,887	351,846	Sunday	362,235	
20.....	353,143	374,020	360,708	Sunday	351,342	342,293	Sunday	346,525	318,180	361,039	369,961	
21.....	364,837	364,365	361,680	369,619	355,806	316,402	345,036	342,601	356,820	365,008	365,853	
22.....	366,819	368,308	345,218	367,134	358,834	Sunday	344,256	341,377	356,820	353,846	355,700	
23.....	366,706	Sunday	Sunday	367,428	353,540	349,850	338,833	306,888	353,321	359,089	364,388	
24.....	365,146	375,630	367,825	361,222	337,507	345,349	338,986	Sunday	351,324	354,581	364,308	
25.....	347,329	365,883	369,558	357,378	Sunday	343,609	339,101	344,890	348,914	328,859	362,716	
26.....	Sunday	357,560	417,523	358,671	351,097	340,384	305,862	341,933	348,329	Sunday	357,925	
27.....	368,091	365,086	402,701	Sunday	357,704	337,599	Sunday	344,580	318,395	360,414	Holiday	
28.....	367,610	373,235	362,063	363,396	355,616	309,234	343,320	340,515	Sunday	359,767	361,925	
29.....	369,755		362,944	362,293	354,394	Sunday	340,703	347,553	355,555	358,679	335,473	
30.....	368,238		Sunday	367,725	252,451	339,536	338,642	307,124	352,141	354,764	Sunday	
31.....	367,354		382,029		318,696		336,361	Sunday		359,021		
Total.....	9,355,623	8,797,806	9,704,944	9,485,844	9,362,102	8,549,652	8,650,675	8,632,261	8,855,971	9,559,196	8,546,120	
Average	359,831	366,375	373,267	364,840	346,744	312,786	332,706	334,317	340,614	354,044	356,088	

The omission of circulation figures for December is due to going to press before the end of the month; the circulation for the entire year will be given in subsequent editions of the Almanac.

Uns. id copies are deducted in the totals.

TOTAL FOR THE YEAR 1912 (excluding December)..... 89,579,897 COPIES
 DAILY AVERAGE FOR THE YEAR 1912 (excluding December)..... 351,872 COPIES

AVERAGE DAILY ISSUE OF THE CHICAGO DAILY NEWS FOR EACH MONTH FROM THE SECOND YEAR OF ITS PUBLICATION.

YEAR.	Jan.	Feb.	Mar.	April.	May.	June.	July.	Aug.	Sept.	Oct.	Nov.	Dec.	Av'ge.
1877.....	11,429	14,541	16,414	18,408	20,715	22,769	35,320	25,396	25,204	23,312	24,439	26,715	22,037
1878.....	28,067	37,019	37,736	37,867	38,348	43,743	49,844	40,911	39,371	38,777	39,380	36,871	38,314
1879.....	58,606	41,346	46,299	46,008	47,105	49,428	47,560	46,500	44,571	44,310	44,392	44,760	45,194
1880.....	48,891	49,425	49,874	49,445	53,834	58,776	56,049	60,623	57,968	58,596	59,672	54,743	54,801
1881.....	57,795	62,965	67,939	69,305	66,067	63,832	71,299	70,397	68,551	62,067	68,300	60,936	64,870
1882.....	61,679	66,941	66,628	65,208	63,193	70,408	73,078	70,566	67,808	63,907	64,819	64,389	66,680
1883.....	67,278	71,379	71,133	76,994	77,782	78,603	78,177	79,423	73,185	71,863	74,827	75,115	
1884.....	76,577	82,558	86,828	87,852	88,645	93,292	91,231	88,495	86,221	89,196	107,429	82,465	88,306
1885.....	84,119	89,959	98,029	104,513	100,802	100,238	108,823	101,329	97,900	96,817	102,705	102,497	90,005
1886.....	104,197	110,325	116,024	117,819	125,294	113,471	112,438	117,677	110,728	110,460	115,103	110,418	113,615
1887.....	114,022	119,148	123,040	124,912	118,743	122,714	126,925	132,178	121,998	122,659	154,096	122,419	125,225
1888.....	120,557	126,891	137,123	136,490	135,921	140,525	128,897	123,852	113,894	127,724	131,777	159,098	128,076
1889.....	120,947	126,446	130,828	132,348	131,378	148,576	142,653	134,238	130,016	128,070	135,527	147,786	134,059
1890.....	136,365	141,885	142,635	143,653	139,325	130,414	125,136	125,130	120,437	120,304	139,020	130,850	132,957
1891.....	136,295	139,769	144,567	146,196	141,353	141,733	141,858	139,707	138,025	137,294	140,524	145,707	142,022
1892.....	148,232	155,402	159,849	162,563	161,904	169,086	170,430	166,259	171,053	163,626	173,070	168,430	164,175
1893.....	171,318	180,019	188,567	191,433	195,215	202,267	203,591	205,216	190,831	188,946	192,575	200,589	192,495
1894.....	206,388	204,411	207,567	205,287	198,165	195,805	202,022	191,071	185,585	186,070	199,017	197,256	200,881
1895.....	198,947	207,246	211,378	212,962	205,732	202,605	201,378	195,907	193,311	195,562	202,553	202,752	202,498
1896.....	208,781	213,032	216,542	212,104	209,945	210,265	206,272	193,553	189,106	190,700	206,409	200,479	204,724
1897.....	201,340	208,779	226,362	221,396	222,560	217,707	212,111	219,557	223,763	238,605	228,113	232,997	229,585
1898.....	239,065	249,561	260,222	265,313	338,635	310,820	298,526	279,243	292,061	257,859	259,085	264,947	275,514
1899.....	260,965	269,761	267,507	266,677	253,148	252,405	249,243	250,598	250,564	256,681	271,733	269,995	259,662
1900.....	279,219	287,116	298,389	296,657	275,427	272,538	262,081	261,160	268,278	276,990	290,789	271,284	275,788
1901.....	281,609	287,113	292,283	285,874	283,297	281,698	275,910	271,783	301,780	292,618	295,635	296,526	288,156
1902.....	300,446	309,198	310,385	305,825	300,007	307,406	301,915	305,133	299,007	302,863	303,863	300,580	304,218
1903.....	304,570	310,033	311,771	311,374	302,644	306,305	297,500	294,147	295,351	301,732	312,316	319,518	305,534
1904.....	321,898	338,458	338,754	333,324	330,807	319,674	310,629	310,677	304,431	304,212	311,616	307,765	319,539
1905.....	315,800	317,064	325,024	322,037	325,373	318,204	306,353	302,624	301,714	301,540	305,211	308,865	312,637
1906.....	318,373	325,577	328,589	336,797	330,372	316,595	313,428	311,351	309,979	311,133	317,521	313,344	318,165
1907.....	322,586	326,876	337,125	336,396	324,524	320,681	312,089	308,511	310,822	320,136	323,614	324,845	323,079
1908.....	334,006	338,955	343,811	338,453	324,474	324,372	314,569	311,147	313,850	318,928	326,500	322,278	325,474
1909.....	323,925	334,399	337,599	334,429	325,881	325,137	315,633	311,885	318,444	321,928	329,251	324,862	325,608
1910.....	332,374	336,242	338,498	332,346	331,200	328,137	316,951	316,558	318,844	321,346	315,828	314,300	325,028
1911.....	314,628	321,475	321,645	331,058	322,159	320,932	312,490	318,408	321,502	329,002	328,226	330,096	322,838
1912.....	334,364	343,173	344,445	359,337	*127,208	*185,945	*157,218	*208,950	*229,159	*276,338	*323,551		

TABLE OF CONTENTS

OF FIRST TWENTY-NINE VOLUMES (1885 TO 1913 INCLUSIVE) OF THE CHICAGO DAILY NEWS ALMANAC AND YEAR-BOOK.

NOTE—The figures following the year are the page numbers of that volume.

Complete sets of THE DAILY NEWS ALMANAC AND YEAR-BOOK from the year 1885 to 1914 inclusive can be supplied for \$15.00, transportation prepaid. The first five issues for the years 1885, 1886, 1887, 1888 and 1889 are bound in one volume, half morocco, library style. This volume is sold only to purchasers of complete sets. A complete set embraces the library volume and a cloth bound issue for each succeeding year.

Single cloth bound copies can be bought only for the years 1890, 1892, 1894, 1895, 1896, 1898, 1899, 1900, 1903, 1909, 1911 and 1914. These are supplied at the rate of 50 cents each, transportation prepaid. Single paper covered copies can be supplied for each year from 1886 to 1903, except 1897 and 1899, for 25 cents each at the office of publication, or 25 cents by mail.

Orders should be addressed to THE DAILY NEWS office, 15 North 5th avenue, Chicago, Ill.

Abdul Hamid Deposed—1910, 212.

Abysinia—in each volume since 1902.

Academy, American—1913, 402.

Academy, French—1902, 132; 1903, 152; 1904, 134; 1905, 70; 1906, 134; 1907, 57; 1908, 210; 1909, 243; 1910, 205; 1911, 92; 1912, 130; 1913, 134.

Academy of Design, National—1912, 479; 1913, 423.

Academy of Fine Arts, Chicago—1909, 491; 1910, 498; 1911, 546; 1912, 552; 1913, 598.

Academy of Sciences—1903, 418; 1904, 398; 1905, 417; 1906, 371; 1907, 429; 1908, 401; 1909, 572; 1910, 558; 1911, 510; 1912, 550; 1913, 594.

Acapulco Theater Fire—1910, 152.

Accidents, Football—1911, 408; 1912, 470; 1913, 495.

Accidents, Fourth of July—in each volume since 1904.

Accidents, Hunting—1910, 433; 1911, 491; 1912, 467.

Actors' Fund—1902, 422; 1903, 380.

Actors, Stage Names—1889, 186.

Adams, J. G. B., Sketch—1894, 64.

Addams, Jane, Sketch—1910, 391.

Adventists—See Religion, Statistics of.

Aeronautical Progress—1909, 315; 1910, 282; 1911, 314; 1912, 360; 1913, 321.

Afghanistan—in each volume since 1902.

Africa, Partition—1899, 100.

African Explorations—1891, 318.

Age, When a Man Is of—1889, 188.

Age of Presidents at Inauguration—1886, 16.

Agriculture, Statistics—in each volume.

Agriculture vs. Manufactures—1898, 104.

Agualdo, E.—1900, 225; 1901, 260; 1902, 141.

Aid Given Chicago in 1871—1904, 387.

Ailes, M. E., Sketch—1902, 99.

Air, Danger of Foul—1889, 162.

Airship, Santos-Dumont's—1907, 251.

Airship, Wellman—See Wellman Expedition.

Airships, Military—1908, 130; 1913, 266.

Akron (Ballroom) Disaster—1913, 266.

Alaska—in each volume since 1907.

Alaska—Boundary Dispute—1896, 79; 1898, 257 (map 256); Purchase, 1901, 134; Award, 1904, 135.

Alaska Territory Organized—1913, 188.

Alaska-Yukon-Pacific Exposition—1907, 470; 1908, 390; 1909, 408; 1910, 326.

Alcohol in Beverages—1891, 102.

Aldermen, Board of—in each volume.

Aldrich-Payne Tariff—1910, 37.

Aldrich-Vreeland Law—See Currency Reform.

Alexander, E., Sketch—1894, 60.

Alfonso XIII.—1903, 13, 236. Attempt to Assassinate, 1906, 166; 1907, 26.

Algeciras Conference—1907, 85.

Alger, R. A., Sketch—1898, 201; 1903, 234.

Algeria—in each volume since 1906.

Allen Land Owning—1896, 81.

Allee, J. H., Sketch—1904, 202.

Allen, C. H., Sketch—1901, 249.

Allen, Frederick I., Sketch—1902, 99.

Allen, H. N., Sketch—1898, 206.

Allied Third Party—1902, 108.

Allison, William B., Sketch—1903, 234.

Alloys, Principal—1892, 155.

Altgeld, Gov., to Cleveland—1895, 82, 84.

Alumni Associations, Chicago—1903, 432; 1904, 391;

1905, 385; 1906, 448; 1908, 443; 1909, 413; 1910, 524;

1911, 501; 1912, 614; 1913, 642.

Alvey, R. H., Sketch—1897, 158.

America Cup Races—1894, 356; 1896, 376; 1899 and succeeding volumes.

America, Discovery—1894, 199.

American-French Arbitration—1909, 220.

American-French Reciprocity—1909, 37.

American Institutions, League to Protect—1893, 185; 1894, 110.

American-Japanese Agreement—1909, 404; 1912, 98.

Ames, A. A., Trial—1904, 245.

Amundsen, Roald, Expedition—1907, 246; 1910, 331;

1911, 175; 1912, 210; reaches south pole, 1913, 148.

Anarchy—1902, 108, 110, 111; 1909, 110, 215, 282; 1912, 215.

Anderson, W. F., Sketch—1909, 332.

Andrew, A. P., Sketch—1911, 333.

Angell, J. B., Sketch—1898, 204.

Anglo-Boer War—1900, 123; 1901, 104, 113; 1902, 111, 217; 1903, 210.

Anglo-French Treaty—1905, 176.

Anglo-Japanese Alliance—1903, 145; 1906, 127; 1912, 130.

Anglo-Russian Treaty—1908, 339.

Ankeny, Levi, Sketch—1904, 202.

Anti-Imperialist League—1900, 123; 1901, 104, 113.

Antiquities, American—1911, 87; 1912, 101.

Antitrust Conference—1900, 122.

Aoki, Ambassador, Recalled—1908, 395.

Apostles, Fate—1888, 128.

Apportionment, Congressional—in each volume since 1891.

Appropriations by Congress—(See Expenditures)

Appropriations, Chicago—in each volume since 1904.

Appropriations, Cook County—in each volume since 1903.

Appropriations, Illinois—1904, 429; 1907, 395; 1909, 431; 1910, 456; 1911, 465; 1912, 516; 1913, 526.

Aqueduct, Great, in Australia—1904, 16.

Aquidaban, Loss of—1907, 101.

Arbitration Laws of States—1895, 90.

Arbitration Treaties—1905, 123; 1909, 220; 1912, 477; 1913, 190.

Archbald Impeachment—1913, 490.

Arctic and Antarctic Exploration—1892, 39; 1902, 156, and in succeeding volumes.

Area, Chicago, Growth of—in each volume since 1908.

Area, United States—1902, 86, and in succeeding volumes.

Areas, Comparisons (Maps)—1894, 216.

Argentina—in each volume since 1902.

Arizona, Admission of—1911, 42; 1912, 73; 1913, 377.

Arizona, Constitution—1912, 77.

Armenia and Turkey—1897, 130.

Armenians, Massacre of—1910, 196; 1911, 71.

Armies of Great Powers—1894, 125; 1896, 232; 1899, 97; 1902, 222, and in succeeding volumes.

Army Lists (Active and Retired)—in all volumes from 1888.

Army Officers, Where Born—1899, 126.

Army Organization—1902, 195; 1904, 184; 1905, 160; 1906, 173; 1909, 143.

Army Staff Law—1904, 185.

Army, United States, Strength—in each volume since 1897.

Around World in Forty Days—1912, 108.

Art Commission, Chicago—1904, 377; 1905, 390; 1906, 411.

Art Commission, State—1910, 441; 1912, 502; 1913, 509.

Art Galleries, Leading—1911, 76; 1912, 114; 1913, 178.

Art Institute—in each volume since 1902.

Art League, Municipal—in each volume since 1904.

Ashurst, H. F., Sketch—1913, 387.

Asphalt Dispute, Venezuelan—1906, 149.

Assassinations—1897, 251; 1902, 110; 1905, 143; 1909, 132, 172.

Assessments, Chicago—in each volume since 1902.

Assessments, Cook County—in each volume since 1891.

- Assessments, Illinois—In each volume since 1905.
 Assessments of Corporations—1902, 422.
 Assessments, Digest—1894, 48; 1895, 147.
 Associated Press—In each volume since 1903.
 Associations, National—In each volume since 1902.
 Asylums, Chicago—In each volume since 1902.
 Atlanta (Ga.) Race War—1907, 242.
 Atlantic City Disaster—1907, 264.
 Atlantic Fisheries Dispute—1911, 69.
 Auditorium, Chicago—1891, 350.
 Australia, Commonwealth—1892, 61, and in each volume since 1902.
 Austria-Hungary—In each volume since 1902.
 Austro-Serbian Dispute—1910, 126.
 Autocracy, Russia, Surrendered—1906, 311.
 Automobile Bandits, French—1913, 155.
 Automobiles—1902, 66, 306; 1903, 269; 1908, 158, 472.
 Aviation (See Aeronautical Progress.)
 Aviation Fatalities—1912, 364; 1913, 322.
 Aylesworth, A. B., Sketch—1904, 205.
 Bacon, Robert, Sketch—1906, 298.
 Baer, George F., Sketch—1903, 238.
 Bailey, Joseph W., Sketch—1902, 99; 1908, 353.
 Baker, L., Sketch—1894, 60; 1896, 89.
 Baku Riots—1906, 311.
 Balfour, A. J., Sketch—1903, 236.
 Balkan Crisis—1909, 318.
 Balkan-Turkish War—1913, 391.
 Ball, Lewis H., Sketch—1904, 202.
 Ballinger-Finchon Controversy—1911, 311; 1912, 225.
 Ballinger, R. A., Sketch—1908, 353; 1910, 33.
 Balloon Ascent, Highest—1903, 149; 1909, 153; 1913, 320.
 Ballooning, Schools of—1908, 130.
 Ballot Reform—1892, 51; 1910, 276; 1912, 88, 91, 93.
 Ballet, Short—1912, 91.
 Baltimore Fire—1905, 169.
 Banana Trade—1903, 272.
 Bangor, Me., Fire—1912, 123.
 Bank Clearings—In each volume.
 Bank Failures—1902, 338; 1903, 286.
 Bank Guaranty, Kansas—1910, 123.
 Bank Guaranty, Nebraska—1910, 125.
 Bank Guaranty, Oklahoma—1909, 106.
 Bank Guaranty Laws Legal—1912, 181.
 Bank Notes, Life of—1899, 305.
 Banks, British Postoffice—1902, 109.
 Banks, Chicago—In each volume since 1891.
 Banks, National—In each volume since 1891.
 Banks, Savings—1894, 395; 1898, 280; 1901 and succeeding volumes.
 Baptists—See Religion, Statistics.
 Bard, T. R., Sketch—1901, 246.
 Barbers, Registration of, Illinois—1910, 441.
 Barker, Wharton, Sketch—1899, 222; 1901, 243.
 Barker-Keller Trial—1902, 107.
 Barometer Table—1906, 191; 1908, 269, and in succeeding volumes.
 Barton, Clara, Death of—1913, 116.
 Bashford, James W., Sketch—1905, 206.
 Bates, J. C., Sketch—1899, 229.
 Battle Ship Fleet Cruise—1909, 219, 1910, 260; 1911, 162.
 Bayard, T. F., Sketch—1894, 59.
 Beach, Mrs. David, Walk by—1913, 67.
 Beattie Murder Case—1912, 562.
 Beaubien, Alexander, Death of—1908, 62.
 Beaupre, A. M., Sketch—1904, 206.
 Beef Trust Cases—1904, 95; 1906, 350; 1907, 262.
 Beer—1891, 75; 1892, 110; 1893, 51; 1894, 31; 1895, 67.
 Beers, Alfred B., Sketch—1913, 387.
 Belgium—In each volume since 1902.
 Bells, Great—1889, 178.
 Bender Murders—1909, 273.
 Benevolent Institutions—1907, 64.
 Bennington Disaster—1906, 162.
 Benson, Alfred W., Sketch—1907, 272.
 Bentley, C. E., Sketch—1897, 156.
 Berger, V. L., Sketch—1911, 333.
 Berling Sea Dispute—1893, 65; 1894, 37.
 Berlin, Wreck of the—1908, 169.
 Berry, Joseph H., Sketch—1905, 206.
 Berry, William H., Sketch—1906, 300.
 Bessey, Charles E., Sketch—1912, 404.
 Beverages, Alcohol in—1891, 102.
 Beveridge, A. J., Sketch—1900, 126.
 Bialystok Massacre—1907, 270.
 Bible—1887, 13; 1894, 212; 1902, 156.
 Bibles, The Seven—1889, 53.
 Bickerdyke Memorial—1904, 363.
 Bicycle Industry—1908, 158.
 Bidwell, J., Sketch—1893, 62.
 Bidwell, J., Letter—1893, 166.
 Bigelow Defalcation—1906, 343.
 Billings, Frank, Sketch—1903, 237.
 Biometallism—1894, 101; 1898, 262; 1899, 154; 1900, 122.
 Bird Reserves—1911, 173; 1912, 246; 1913, 352.
 Birds, Cage—1908, 59.
 Birds of Illinois—1909, 174.
 Birth and Death Rate—1901, 137; 1903, 93, and in succeeding volumes.
 Births Per Hour and Minute—1909, 63; 1910, 94.
 Birth Stones—1909, 273; 1910, 148; 1912, 149; 1913, 353.
 Bissell, W. S., Sketch—1894, 58.
 Bjornson, B., Death of—1911, 68.
 Black, John C., Sketch—1904, 206; 1911, 182.
 Black River Falls Flood—1912, 394.
 Blackburn, J. C. S., Sketch—1901, 246.
 Blanchard, N. C., Sketch—1895, 105.
 Blind and Deaf in Chicago—1905, 433; 1910, 510.
 Bliss, C. N., Sketch—1898, 202.
 Bluefields Incident—1895, 233.
 Bokhara—In each volume since 1902.
 Bolivia—In each volume since 1902.
 Bonaparte, C. J., Sketch—1906, 298.
 Bond Bill—1897, 111.
 Bond Syndicate—1896, 191.
 Book, Smallest in World—1902, 65.
 Books, Most Popular—1902, 218.
 Books Produced in 1901—1903, 118.
 Books, Rare, of the World—1902, 186; 1908, 217.
 Books, Record Prices for—1912, 172.
 Borah, W. E., Sketch—1908, 353.
 Borden, R. L., Sketch—1912, 404.
 Borup-Macmillan Expedition—1912, 210.
 Bosnia, Annexation of by Austria—1909, 318.
 Bosschleter Trial—1902, 107.
 Bottles, Drift of Floating—1902, 64.
 Boulevards—See Chicago Parks and Boulevards.
 Bourne, J., Sketch—1908, 353.
 Bouteil, H. S., Sketch—1912, 404.
 Bowen, W. H., Sketch—1904, 204.
 Bowers, L. W., Sketch—1910, 391.
 Boxer Indemnity—1908, 191; 1909, 163.
 Boxers, The—1901, 269.
 Boxes, Capacity—1889, 189.
 Boycott, Chinese—1906, 351.
 Boycotting (Danbury case)—1909, 256.
 Boycotting (Buck Stove Co. case)—1912, 64.
 Boy Scout Movement—1912, 478; 1913, 418.
 Boyertown (Pa.) Fire—1909, 260.
 Bradley, W. O., Sketch—1896, 93; 1909, 322.
 Braga, T., Sketch—1911, 223.
 Bragg, E. S., Sketch—1903, 235.
 Brandegee, Frank B., Sketch—1906, 297; 1910, 391.
 Brazil—In each volume since 1902.
 Breckinridge, C. R., Sketch—1895, 105.
 Breckinridge, J. C., Sketch—1899, 227.
 Brennan's Monorail—1908, 243.
 Briand, Attempt to Kill—1912, 213.
 Briceville Mine Disaster—1912, 497.
 Bridge Disaster, Quebec—1905, 398.
 Bridges, Great—1898, 245; 1903, 193; 1905, 102; 1909, 264.
 Bridges, New York—1909, 246.
 Briggs, F. O., Sketch—1908, 353.
 Bristol, F. M., Sketch—1909, 322.
 British Budget Dispute—1910, 413.
 Broadhead, J. O., Sketch—1894, 60.
 Brodie, Alexander O., Sketch—1902, 99.
 Brokers' Technicalities—1893, 75.
 Brooke, J. R., Sketch—1899, 227.
 Broom Corn Production—1907, 470.
 Broussard, R. F., Sketch—1913, 388.
 Broward, N., Sketch—1911, 233.
 Brown, Arthur, Sketch—1897, 160.
 Brown, Elmer E., Sketch—1907, 272.
 Brown, George N., Sketch—1902, 99.
 Brown, Norris, Sketch—1908, 353.
 Brown, W. C., Sketch—1910, 391.
 Brownsville Affair—1910, 65.
 Brussels Exposition Fire—1911, 52.
 Bryan, C. P., Sketch—1898, 206; 1904, 204.
 Bryan, N. P., Sketch—1912, 404.
 Bryan, W. James, Sketch—1909, 322.
 Bryan, W. J., Sketch—1897, 154; 1901, 242; 1909, 321.

- Bryan's New York Speech—1908, 80.
 Bubonic Plague in India—1906, 76.
 Bucharest's Population—1902, 218.
 Buchtel, Henry A., Sketch—1907, 273.
 Buck, A. E., Sketch—1898, 205.
 Buck's Stove Company Boycott—1910, 275.
 Buckner, S. B., Sketch—1897, 157.
 Buffalo, American—1903, 260.
 Builders, Hints for—1857, 7.
 Building, Tallest—1903, 102; 1908, 105.
 Buildings, High, in New York—1906, 348; 1913, 225.
 Buildings, Notable, Chicago—1910, 515, and succeeding volumes.
 Bulgaria—In each volume since 1902.
 Bulgarian Independence Proclaimed—1909, 318.
 Bulkeley, Morgan G., Sketch—1906, 297.
 Burke, John, Sketch—1911, 333.
 Burkett, Elmer J., Sketch—1906, 297.
 Burnham, D. H., Death of—1913, 225.
 Burnham, Henry E., Sketch—1902, 99; 1908, 353.
 Burr, William H., Sketch—1905, 205.
 Burrows, J. C., Sketch—1896, 89.
 Burt, William, Sketch—1905, 23.
 Burton, C. G., Sketch—1908, 353.
 Burton, Joseph R., Sketch—1902, 99.
 Burton, T. E., Sketch—1910, 391.
 Bushel Weights, Statutory—In each volume since 1905.
 Bushnell, A. S., Sketch—1896, 93.
 Butler, Marion, Sketch—1896, 90; 1899, 228.
 Butler, N. M., Sketch—1903, 237.
 Butt-Millet Memorial—1913, 190.
 Butterworth, B., Sketch—1898, 207.
 Cabinets, United States—In each volume since 1901.
 Cables of the World—1903, 102; 1904, 136; 1907, 86; 1908, 42.
 Caceres, President, Killed—1912, 482.
 Cacti, Spineless, Lands for—1913, 189.
 Caffery, D., Sketch—1901, 246.
 Calabria, Earthquakes in—1906, 319; 1911, 86.
 Camden, J. N., Sketch—1894, 64.
 Campaign Contributions—1912, 69; 1913, 541.
 Campaign, National, in 1912—1913, 399.
 Campbell, T. L., Sketch—1901, 249.
 Canada—In each volume since 1902.
 Canadian-American Commission—1899, 159.
 Canadian Reciprocity—1912, 67.
 Canadian Sunday Law—1907, 192.
 Canal Drainage—See Sanitary District.
 Canal, IJennepin, Opened—1908, 231; 1911, 94; 1912, 121.
 Canal, Panama—1892, 60; 1900, 115; 1901, 280, 298, Treaty, 1902, 331. Bill for, 1903, 145; 1904, 250, and in succeeding volumes.
 Canal—Panama, Fortifications of—1912, 66. Tolls fixed, 1913, 182 (Panama canal act).
 Canal, New York State—In each volume since 1909.
 Canal, Suez—1904, 15.
 Canalesjas Assassinated—1913, 421.
 Canals and Rivers—1899, 273; 1900, 118, 140.
 Canals, Great Ship—1903, 17, and in succeeding volumes.
 Canals in the United States—In each volume since 1909.
 Cannon, F. J., Sketch—1897, 160.
 Canonsburg, Pa., Disaster—1912, 252.
 Canteen, Army—1901, 160.
 Cape of Good Hope—1906, 124; 1909, 183; 1910, 192.
 Capital, National—1899, 181; 1900, 93; 1909, 268.
 Capital Punishment—1906, 136; 1907, 55; 1908, 82; 1909, 268; 1910, 168; 1911, 136; 1912, 152; 1913, 210 (effect on homicides).
 Capital Stock Assessment—1906, 390.
 Capitol in Washington—1908, 63; 1909, 124, and in succeeding volumes.
 Car, Capacity—1887, 17.
 Car Ferry Wreck—1911, 345.
 Carlisle, J. G., Sketch—1894, 57.
 Carlos I., Assassinated—1909, 132.
 Carlos, Don, Death of—1910, 179.
 Carmack, Edward W., Sketch—1902, 99.
 Carnegie, Andrew, Gifts—1902, 68; 1904, 250; 1905, 240.
 Carnegie Corporation—1912, 407.
 Carnegie Foundation—In each volume since 1906.
 Carnegie Hero Fund—In each volume since 1905.
 Carnegie Institution—In each volume since 1903.
 Carnegie Libraries—1910, 218.
 Carnegie Peace Fund—1911, 451; 1912, 99.
 Carter, G. R., Sketch—1904, 204.
 Carr, Gen. E. A., Sketch—1893, 63.
 Carrol, Alexis—1913, 383.
 Carroll, George W., Sketch—1905, 203.
 Carrigo Earthquake—1911, 140.
 Carter, T. H., Sketch—1896, 89; 1906, 297.
 Casablanca Decision—1912, 99.
 Cash Register Company, Suit—1913, 214.
 Castro, President, Deposed—1910, 209.
 Catchings, Cleveland to—1895, 126.
 Catholics, Great—1891, 334.
 Catholic Church—See Religion, Statistics.
 Cemeteries, Chicago—In each volume since 1902.
 Cemeteries, National—1904, 405; 1905, 282; 1906, 360; 1907, 245; 1908, 32; 1909, 220; 1910, 433; 1911, 336; 1912, 276.
 Census Bureau—1901, 308; 1912, 219, 391.
 Census, Quinquennial—1896, 194.
 Census, School, Chicago—1905, 431; 1907, 423; 1908, 473; 1909, 465; 1910, 509; 1911, 578; 1912, 563; 1913, 614.
 Census, Thirteenth United States—1910, 206; 1911, 432.
 Centenarians in United States—In each volume since 1908.
 Centenary Celebrations in 1909—1910, 64.
 Central American War—1908, 188.
 Century, Beginning of—1901, 184.
 Chatin, E. W., Sketch—1909, 331; 1913, 387.
 Chaffee, A. R., Sketch—1899, 228.
 Chamberlain, G. E., Sketch—1910, 391.
 Chamberlain, J. C., Resignation—1904, 245.
 Chamberlin, T. C., Sketch—1909, 322.
 Champions of Christendom—1912, 188.
 Charcot Expedition—1911, 175.
 Charlites, Cook County—1910, 466; 1911, 481.
 Charlites, Illinois—1908, 429; 1909, 417; 1910, 435, 441.
 Charity Organizations—In each volume since 1902.
 Charles, Prince, Sketch—1906, 300.
 Charleston, S. C., Storm—1912, 108.
 Charter Amendment, Chicago—1906, 379.
 Charter, New, for Chicago—1904, 360; 1905, 423; 1906, 421; 1907, 468. Defeated, 1908, 495; 1910, 522; 1911, 544; 1912, 547.
 Chelsea (Mass.) Fire—1909, 187.
 Chemicals, Common Names—1885, 9.
 Cherry Mine Disaster—1910, 405.
 Chicago at a Glance—In each volume since 1910.
 Chicago, Centers of—1909, 44; 1910, 483.
 Chicago Civic Federation—1898, 402.
 Chicago City Officials—In each volume.
 Chicago Election Returns—In each volume.
 Chicago Elevators—1891, 340.
 Chicago Grain and Produce Statistics—In each volume from 1891.
 Chicago, Growth—1891, 342; 1902, 50. (See, Area, Chicago Growth of.)
 Chicago, Map of—1904, 407.
 Chicago, Mayors—In each volume.
 Chicago, Nationality of Voters—1889, 157; 1894, 318.
 Chicago, Notable Buildings—In each volume since 1891.
 Chicago Officials—In each volume.
 Chicago Parks and Boulevards—In each volume since 1891.
 Chicago Plan—1910, 514.
 Chicago, Points of Interest in—In each volume since 1906.
 Chicago, Progress of—In each volume since 1909.
 Chicago, Valuation—In each volume since 1903.
 Chicago Voters' League—1898, 404.
 Chicago Weather—In each volume since 1900.
 Chicagoans, Old—1909, 385; 1910, 544; 1911, 618; 1912, 616.
 Children in Flats—1910, 443.
 Children's Bureau, Act—1913, 186.
 Child Labor Law, Illinois—1904, 362.
 Child Labor Statistics—1908, 169; 1909, 163.
 Chile—In each volume since 1902.
 Chilean Difficulty with United States—1893, 66.
 Chilean War—1892, 59.
 Chilton, W. F., Sketch—1912, 404.
 Chimney, Highest—1907, 13.
 China—In each volume since 1902.
 China, Death of Emperor and Empress—1909, 162.
 China, Famine in—1912, 395.
 China, Japan and Korea—1895, 235; 1896, 76.
 China, Missions—1901, 275.
 China, Partition—1899, 97.
 China, Revolution in—1912, 480; 1913, 394.
 China, War—1901, 269, 271, 291; 1902, 333.
 Chinese Calendar—In each volume since 1905.
 Chinese Cut Off Queues—1912, 140.

- Chinese in United States—1902, 54; 1904, 64.
 Chinese Railway Loan—1910, 216; 1911, 327.
 Chinese Registration—1894, 201; 1895, 368.
 Chinese-Russian Dispute—1912, 320.
 Chinese Treaty, The—1895, 363.
 Choate, J. H., Sketch—1900, 124.
 Cholera, Asiatic—1886, 79. In Russia, 1909, 319; epidemic, 1911, 131; in America, 1912, 308.
 Cholera, How to Escape—1893, 108.
 Cholera Mixture—1888, 128.
 Christian IX., Death of—1907, 72.
 Christian Population—1901, 145; 1902, 149.
 Christianity, Growth—1896, 169.
 Chun, Prince, Abdicates—1912, 480.
 Church Days—In each volume.
 Churches—See Religion, Statistics.
 Churches, Capacity—1893, 114.
 Churches, Seven, of Asia—1912, 188.
 Cicero, Annexation Vote—1912, 461.
 Cincinnati, Society of the—See Societies, Patriotic.
 Cisterns, Capacity—1889, 189.
 Cities, Altitude—1892, 331.
 Cities, Growth—1900, 266; 1902, 50; 1903, 82.
 Cities, Largest—1885, 2; 1903, 187, and in succeeding volumes.
 Cities, Popular Names—1889, 180; 1891, 118; 1896, 50.
 Cities, Population of—See Population.
 Cities, Statistics of—1891, 99; 1903, 106, and in succeeding volumes.
 Citizen, How to Become a—1896, 228.
 Citizens, Who Are—In each volume since 1908.
 City Officials, Chicago—In each volume.
 Civil Service, Chicago—1896, 214; 1905, 381; 1906, 411; 1907, 416.
 Civil Service, Illinois—1906, 388; 1907, 394; 1908, 428; 1912, 82.
 Civil Service, United States—1904, 101, and in succeeding volumes.
 Civil-War Survivors—1904, 22; 1905, 122; 1906, 26; 1907, 32; 1908, 98; 1909, 116; 1910, 320; 1911, 326.
 Clapp, Moses E., Sketch—1902, 99.
 Clark, Champ—1912, 404.
 Clark, Charles E., Sketch—1903, 236.
 Clark, E. C., Sketch—1899, 224.
 Clark, Edgar E., Sketch—1903, 238.
 Clark, Senator, Case—1901, 122.
 Clark, W. A., Sketch—1900, 127.
 Clarke, James P., Sketch—1903, 234; 1910, 391.
 Clarkson, T. S., Sketch—1897, 162.
 Clay, A. S., Sketch—1897, 161; 1898, 207.
 Clayton, Powell, Sketch—1898, 204.
 Clemenceau Cabinet, Fall of—1910, 260.
 Clemens, Samuel, Death—1911, 170.
 Clements, J. C., Sketch—1912, 404.
 Cleveland, Grover, Letters—1833, 163; 1895, 63, 84.
 Cleveland, Grover, Sketch—1893, 61. Death of, 1909, 215.
 Cleveland, Messages—1895, 109.
 Climate of United States—In each volume from 1890.
 Clubs, Chicago—In each volume since 1902.
 Clyde Shipbuilding—1903, 148.
 Coal Contract Decision—1913, 501.
 Coal Miners' Strike—1898, 242; 1903, 191; 1904, 103.
 Coal, Production—1888, 10; 1892, 102; 1893, 59; 1895, 245; 1898, 396, and in succeeding volumes.
 Coal Production, Illinois—1905, 373; 1906, 437; 1907, 440; 1910, 521, and in succeeding volumes.
 Coal Production, World's—1903, 410.
 Coal Supply, Estimated—1910, 173.
 Coal Trust—1908, 234.
 Coast Line of United States—1909, 32, and in succeeding volumes.
 Coburn, Foster D., Sketch—1907, 272.
 Coffee, Consumption—1898, 51; 1900, 49; 1903, 72, and in succeeding volumes.
 Coffee Production—1905, 233.
 Coffee Trade—1900, 75; 1908, 152.
 Corbhan, J. B., Sketch—1899, 244. Death, 1909, 411.
 Coinage, History of Our—1892, 27.
 Coinage Laws—1897, 65.
 Coinage of Nations—1894, 180; 1899, 82, and in succeeding volumes.
 Coinage, United States—In each volume since 1893.
 Coinage, World's—1898, 78; 1900, 81; 1902, 24; 1903, 47; 1905, 77; 1907, 90, and in succeeding volumes.
 Coin Equivalents—1896, 55.
 Coins, About—1887, 9; 1893, 108; 1908, 165.
 Coins, Value of Foreign—In each volume since 1890.
 Coldest Days in Chicago—1913, 572.
 College Colors—1905, 360; 1907, 61, and in succeeding volumes.
 Colleges and Universities—1890, 166; 1896, 202; 1897, 49, 87; 1898, 87, and in succeeding volumes.
 Collier, W. M., Sketch—1906, 298.
 Collinwood (O.) Disaster—1909, 243.
 Colombia—In each volume since 1902.
 Colombia-Venezuela Dispute—1902, 218.
 Colonial Policy—1901, 61.
 Colonial System of World—1899, 138; 1900, 146, and in succeeding volumes.
 Colonial Wars, Society of—See Societies, Patriotic.
 Colorado Railroad Wreck—1907, 117.
 Columbia, Wreck of the—1808, 234.
 Columbus Memorial, Washington—1908, 75.
 Comet, A., of 1910—1911, 32.
 Comet, Halley's—1909, 26; 1910, 332; 1911, 32.
 Commerce and Labor Department—1904, 100, 160.
 Commerce Court Law—1911, 34; 1913, 192.
 Commerce, Trade and Manufactures, Statistics—In each volume from 1891.
 Commission Form of Government—1910, 520; 1911, 46; 1912, 88, 91.
 Committees, Political, Cook County—In each volume from 1890.
 Committees, Political, Illinois—In each volume from 1886.
 Committees, Political, National—In each volume from 1886.
 Compass, Watch as a—1892, 51.
 Compensation Acts—1912, 79, 96.
 Conant, Luther, Sketch—1913, 388.
 Confederate Pensions—1898, 17.
 Congregational Churches—See Religion, Statistics of.
 Congress, Contested Seats—1901, 122.
 Congress, Parties in—1895, 157; 1908, 79; 1909, 423; 1912, 273, and in succeeding volumes.
 Congress, United States—In every volume.
 Congress, Work of—See Legislation.
 Congressional Districts—Chicago, 1903, 375; 1904, 416 (map); 1905, 407, 438. Illinois, 1904, 349 (map); 1905, 375. New, 1902, 102. See election returns in each volume for districts in all states.
 Conjugal Statistics—1895, 72; 1904, 68; 1905, 63; 1906, 62.
 Constitution, United States—1889, 170; 1908, 33; 1909, 33; 1911, 440.
 Consular Buildings—1912, 66.
 Consular Reorganization—1907, 175.
 Consuls, United States—In each volume from 1886.
 Consuls in Chicago—In each volume since 1903.
 Convention, Reciprocity—1906, 142.
 Conventions, Political (platforms, etc.), National—In each volume.
 Conventions, Political, State—In each volume from 1886.
 Convicts and Convict Labor—1898, 93.
 Convicts in Penitentiaries—1892, 98; 1898, 96.
 Cook Arctic Expedition—1908, 135; 1910, 328. Sketch of F. A. Cook, 1910, 391. Cook Discredited, 1911, 175.
 Cook County Civil List—In each volume from 1888.
 Cook County Bonded Debt—In each volume from 1890.
 Cook County Elections—In each volume.
 Cook County Officials—In each volume.
 Cookery, Scientific—1887, 10.
 Cooley, E. G., Sketch—1908, 353.
 Copyright Rules—1896, 225; 1902, 75, and in succeeding volumes.
 Copper, Production—See Mineral Products.
 Corbett, W. H., Sketch—1898, 209.
 Cork, Production—1908, 69.
 Corn—See Agriculture, each volume.
 Corn and Pellagra—1912, 152.
 Corn for Fuel—1898, 101.
 Corn, To Measure—1888, 11.
 Corporation Tax, Federal—1910, 59, 473; 1912, 181.
 Corregan, Charles H., Sketch—1905, 204.
 Corrupt Practices Act—1912, 93.
 Cortelyou, G. B., Sketch—1901, 249; 1904, 204.
 Cost of Living—1902, 215; 1904, 348; 1907, 63; 1911, 53; 1913, 114, 116.
 Costa Rica—In each volume since 1902.
 Costa Rica Earthquake—1912, 414.
 Cotton—See Agriculture.
 Cotton and Its Uses—1909, 64.
 Cotton Spinners' Strike—1895, 89.
 Cotton States Exposition—1896, 97.
 Cotton Tariff Bill and Veto—1912, 73.

- Coudert, F. R., Sketch—1897, 159.
 Countries Compared—1894, 216.
 Country Life, Report on—1910, 174.
 Country, Size of Our—1888, 17.
 Country, The Indian—1889, 186.
 Country Buildings, Cook—1908, 376; 1904, 368; 1905, 382; 1906, 401; 1907, 412, and succeeding volumes.
 County Officials—In each volume.
 County Officers, Illinois—1894, 171; 1899, 289; 1900, 249; 1909, 438; 1910, 450, and in succeeding volumes.
 Court, Municipal, Chicago—1906, 380, and succeeding volumes.
 Court Tragedy in Virginia—1913, 418.
 Courts, Cook County—In each volume.
 Courts, Illinois—In each volume.
 Courts, United States—In each volume.
 Cox, William W., Sketch—1905, 204.
 Coxeyism—1895, 94.
 Craighill, W. P., Sketch—1896, 88.
 Crane, Largest in World—1912, 240.
 Crane, Winthrop M., Sketch—1905, 205; 1908, 254.
 Cranfill, J. B., Sketch—1893, 61.
 Cranston, E., Sketch—1897, 162.
 Crawford, Coe I., Sketch—1907, 274; 1910, 391.
 Creed Revision—1892, 45.
 Crete, Greece and Turkey—1898, 249.
 Crib Disaster in Chicago—1910, 384.
 Crime, Statistics of—1908, 385; 1909, 267; 1910, 167; 1911, 135; 1912, 393.
 Cripples in Chicago—1905, 433; 1906, 440; 1911, 586; 1913, 618.
 Crisis, Financial, in 1907—1908, 357.
 Crocker Land Expedition—1912, 210; 1913, 150.
 Crop Statistics—In each volume.
 Cronin Case Chronology—1890, 173.
 Bruce, Lee, Sketch—1911, 333.
 Cuba—In each volume since 1899.
 Cuba, Constitutional Convention—1901, 254; 1902, 144.
 Cuba, Map—1899, 122.
 Cuba, Postal Frauds—1901, 253.
 Cuba, Revolt in—1896, 93; 1897, 135; 1898, 275; 1899, 103; 1907, 248; 1913, 501.
 Cuban Reciprocity Treaty—1904, 221.
 Cuban Self-Government Restored—1910, 196.
 Cudahy Kidnaping Case—1910, 112.
 Culberson, C. A., Sketch—1900, 128.
 Cullom, S. M., Sketch—1908, 354.
 Cummins, Albert B., Sketch—1907, 273; 1910, 391.
 Cup, Drinking, Act—1912, 88.
 Currency Reform—1901, 127; 1908, 364; 1909, 166.
 Currency, Value in Gold—1899, 254.
 Curry, J. L. M., Sketch—1903, 236.
 Curtis, Charles, Sketch—1908, 354.
 Curtis, W. E., Sketch—1894, 62.
 Customs Court—1910, 89.
 Czár, Peace Declaration of—1899, 102.
 Czár's Address to Duma—1907, 268.
 Czolgosz, Leon—1902, 109.
 Daily News, Visit to The—1885, 59; 1886, 90.
 Dakota, Facts About—1899, 180.
 Damascus, Syria, Fire—1913, 206.
 Danbury Hat Case—1909, 256; 1911, 111; 1913, 390.
 Danish West Indies Treaty—1903, 156.
 Darrow, C. S., Trial of—1913, 397.
 Dates of Recent Events—In each volume since 1904.
 Davidson, James O., Sketch—1907, 274.
 Davis, George W., Sketch—1905, 205.
 Davis, Henry G., Sketch—1905, 203.
 Davis, Jefferson, Sketch—1908, 354.
 Davis, Will J., Trial—1908, 78.
 Dawson, T. C., Sketch—1910, 68.
 Day Line, The—1888, 13.
 Day, To Find the—1891, 141.
 Day, W. R., Sketch—1899, 221; 1904, 204.
 Day, When It Begins—1894, 204.
 Daylight Saving Movement—1910, 68.
 Days, Unlucky—1888, 10.
 Deaf and Blind in Chicago—1905, 433; 1906, 440; 1909, 468; 1910, 510; 1911, 586; 1912, 565; 1913, 618.
 Deaf in United States—1907, 242; 1910, 113; 1911, 445; 1913, 488.
 Deaf-Mute Schools—1892, 96.
 Death, Damages for—1904, 363.
 Death Rate—In each volume since 1902.
 Death Roll—In each volume from 1890.
 Deboe, W. J., Sketch—1898, 208.
 Debs, E. V., Sketch—1901, 245; 1905, 204; 1909, 222; 1913, 387.
 Debt and Wealth of Nations—1894, 101; 1898, 142; 1900, 153.
 Debt, Bonded, of States—1893, 53.
 Debt, Chicago City—In each volume from 1890.
 Debt, Cook County—In each volume from 1891.
 Debt, National—In each volume from 1887.
 Debts, National—In each volume since 1902.
 Debts of American Cities—In each volume since 1903.
 Debts of States per Capita—1892, 97; 1893, 53.
 Debts, State and County—1907, 260.
 Deceased-Wife's-Sister Law—1908, 73.
 Declaration of Independence—1908, 31.
 Declaration of London—1912, 78; 1913, 178.
 Decorations for Chicagoans—In each volume since 1906.
 Deep-Sea Depths—1895, 168.
 Deep Waterways—1898, 236.
 Defalcations in 1893—1894, 374.
 Defenbach-Unger Trial—1902, 107.
 De Lome Letter—1899, 109.
 Deneen, Gov., on Deep Waterways—1908, 399.
 Denmark—In each volume since 1902.
 Depew, C. M., Sketch—1900, 128.
 Derby, American—See Sporting Records.
 Des Moines Plan of City Government—1909, 237.
 Dewey, George, Sketch—1899, 115, 222, 319.
 Diamonds, Celebrated—1902, 98; 1906, 132, and in succeeding volumes.
 Diamonds, Weight of—In each volume since 1904.
 Diaz, Porfirio, Deposed—1912, 211.
 Dick, Charles, Sketch—1905, 205.
 Dickinson, J. M., Sketch—1910, 33.
 Dickinson, J. McQ., Sketch—1908, 354.
 Diet for Fleishy Persons—1903, 148.
 Dietrich, Charles H., Sketch—1902, 99.
 Dietz, John F., Case—1912, 215.
 Digestion, Time Required for—1886, 83; 1903, 55.
 Dillingham, W. P., Sketch—1901, 246; 1909, 322.
 Dillon, Lou, Pedgree—1904, 228.
 Dingley Tariff Bill—1908, 69.
 Diplomatic and Consular Service—In each volume from 1886.
 Diplomatic Buildings—1912, 66.
 Direct Primaries—1912, 93.
 Diseases, Occupational, Act—1912, 91.
 Disarmament of Europe—1899, 102.
 Diseases, Contagious and Eruptive—1886, 22.
 Distance and Sight—1890, 181.
 Distance Between Cities—In each volume since 1907.
 Distances from Chicago—1902, 420; 1904, 427; 1905, 379.
 Distances Seen on Lakes—In each volume since 1908.
 Distances to Insular Possessions—1902, 148; 1903, 162; 1904, 171; 1905, 22.
 Divorce Laws—1893, 84; 1902, 140, and in succeeding volumes.
 Divorce Statistics—1910, 214, and in succeeding volumes.
 Dix, John A., Sketch—1911, 333.
 Dixon, J. M., Sketch—1908, 354.
 Dole, S. B., Sketch—1901, 248.
 Dollar, Bullion Value—1892, 200.
 Dollar, Silver in a—1894, 198.
 Dooliver, J. P., Sketch—1901, 246; 1903, 234; 1908, 354.
 Don Carlos, Death of—1910, 179.
 Donnelly, I., Sketch—1899, 222; 1901, 244.
 Dowie, J. A., Death of—1908, 171.
 Drago Doctrine—1907, 66, and in succeeding volumes.
 Drainage Canal, Chicago—In each volume since 1891.
 Drainage Decision—1907, 395.
 Drake, F. M., Sketch—1896, 92.
 Draper, W. F., Sketch—1898, 204.
 Dreyfus Case—1907, 261.
 Drink Bill of Nation—1905, 52.
 Drink Statistics—1905, 86.
 Drinking on Cars—1912, 89.
 Drought in 1910—1911, 84.
 Drunkenness and Crime—1888, 124.
 Dry Dock, Largest—1912, 187.
 Dryden, J. F., Sketch—1903, 234.
 Dubois, F. T., Sketch—1902, 93.
 Dudley, J. E., Sketch—1898, 206.
 Duma, Russian—1906, 311; 1907, 268; 1908, 190; 1909, 319.
 Dun, E., Sketch—1894, 60.
 Du Pont, Henry A., Sketch—1907, 272.
 Durand, E. D., Sketch—1910, 392.
 Duties on Imports—1889, 23; 1890, 11; 1891, 141; 1895, 140; 1901, 12; 1903, 59, and in succeeding volumes.

- Dyer, N. M., Sketch—1889, 223.
 Dynamite Case—1912, 470; 1913, 397.
 Earth, Age of—1889, 162.
 Earthquake, Cartago—1911, 140.
 Earthquake in Mexico City—1912, 174.
 Earthquake in Kingston, Jamaica—1908, 177.
 Earthquake in San Francisco—1907, 265.
 Earthquake in Sicily and Calabria—1909, 414; 1910, 324.
 Earthquake in Valparaiso—1907, 264.
 Earthquakes—1906, 319, 347; 1908, 272, and in succeeding volumes.
 East River Bridges, New York—1906, 28; 1909, 246.
 Eastern Question—1896, 249.
 Eastman Murder Trial—1902, 107.
 Eberhart, A. O., Sketch—1911, 333.
 Eclipses—See calendar in each volume.
 Ecuador—In each volume since 1902.
 Eddy, Mary Baker, Libel Case—1902, 107. Suit Against, 1908, 384. Death of, 1911, 408.
 Education and War, Cost of—1895, 366.
 Education Board, General—1909, 266; 1910, 325.
 Education, Board of, Chicago—1902, 396, and in succeeding volumes.
 Education, Statistics of—See Colleges and Universities, and Schools.
 Edward VII.—1902, 99, 186, 196; 1903, 181.
 Edwardsville Memorial—1912, 89.
 Egan, M. F., Sketch—1908, 354.
 Egypt—In each volume since 1902.
 Eight-Hour Law—1913, 185.
 Election Calendars—1905, 262, 417; 1906, 405, 406; 1907, 256, and in succeeding volumes.
 Election Precincts in Chicago—1904, 382; 1905, 417.
 Elections, States, Territories and Local—In every volume.
 Electoral College, The—In each volume since 1902.
 Electoral Reform—1912, 91.
 Electoral Vote—1892, 64; 1894, 388; 1896, 404; 1898, 427, and in succeeding volumes.
 Electrical Units—1908, 269.
 Electricity, Progress in—1902, 95.
 Elevation, Highest, in States—1910, 248, and in succeeding volumes.
 Eliot "Five-Foot" Library—1910, 401.
 Elizabeth Water Tunnel—1912, 126.
 Elkins Rebate Law—1904, 97.
 Elkins, S. B., Sketch—1896, 91; 1908, 354.
 Ellis Glenn Trial—1902, 107.
 Ellis, S. H., Sketch—1901, 245.
 Emmanuel, Victor, Attempt to Kill—1913, 377.
 Employers' Associations—1905, 179, 430.
 Employees, City, Number—1904, 380; 1905, 412; 1908, 443, and in succeeding volumes.
 Encicott, Mordecai, Sketch—1906, 299.
 Engravings, To Transfer—1889, 162.
 Episcopal Church—See Religion, Statistics of.
 Equitable Life Building Fire—1913, 147.
 Ernst, Oswald H., Sketch—1906, 299.
 Esperanto Simplified—1911, 82.
 Estates of Realm, Three—1912, 188.
 Eustis, J. B., Sketch—1894, 59.
 Evans, H. C., Sketch—1903, 235.
 Evans, R. D., Sketch—1899, 225.
 Events, Domestic and Foreign—In each volume.
 Ewing, J. S., Sketch—1894, 59.
 Excise Laws—1896, 221.
 Exclusion Law—1908, 340.
 Executions in Cook County—1913, 561.
 Exemptions, Digest of—1894, 53.
 Expectation of Life—1886, 15; 1912, 100.
 Expenditures and Receipts of the Government—In each volume since 1891.
 Explosion in Jersey City—1912, 137.
 Explosion, Pleasant Prairie—1912, 140.
 Exports and Imports of Merchandise and Gold and Silver—In each volume from 1891.
 Exposition, Lewis and Clark—1905, 138; 1906, 349.
 Exposition, St. Louis—1903, 127; 1904, 222; 1905, 368.
 Expositions, National—1908, 352; 1909, 333.
 Express Business—1911, 70; 1912, 190; 1913, 73.
 Facts Briefly Stated—1888, 127.
 Failures—In each volume since 1894.
 Fairbanks, C. W., Sketch—1898, 208; 1904, 202; 1905, 208.
 Faonio, D., Sketch—1903, 237; 1912, 404.
 Falliers, C. A., Sketch—1907, 274. Attempt to Kill, 1908, 274.
 Fame, Hall of—1902, 72; 1906, 352, and in succeeding volumes.
 Families and Homea—1904, 74, 382; 1905, 71; 1906, 70; 1907, 58; 1908, 58; 1909, 59; 1910, 91.
 Famine in China—1912, 395.
 Famine in Sweden and Finland—1904, 122.
 Faures, Haack and Cab, Chicago—In each volume since 1902.
 Farley, J. M., Sketch—1903, 237; 1912, 404.
 Farmers' Organizations—1891, 116; 1892, 186, 190; 1893, 235, 285; 1894, 181; 1895, 224; 1896, 230; 1897, 178; 1898, 140.
 Farms in the United States—In each volume since 1903.
 Farms, Wealth on—1912, 166.
 Farrell, James A., Sketch—1912, 404.
 Fastest Ocean Passages—1894, 106; 1904, 122, and in succeeding volumes.
 Fates, The Three—1912, 188.
 Ferguson Monument Fund—1906, 360, and in succeeding volumes to 1910.
 Field Museum—In each volume since 1902.
 Field, J., Sketch—1893, 62.
 Field, Marshall, Death and Will of—1907, 438.
 Figures, Curiosities of—1890, 188.
 Filchner Expedition—1912, 210.
 Films, Prize Fight Barred—1913, 188.
 Finances, State and Municipal—1897, 147.
 Financial Statistics—In each volume.
 Finland, Famine In—1904, 122.
 Fire Marshal, Illinois—1910, 449.
 Fires and Fire Losses—In each volume since 1902.
 Fisher, Walter L., Sketch—1912, 405.
 Fisheries Dispute—1892, 44; 1893, 65; 1894, 37. Settled, 1911, 69; 1912, 99.
 Fisheries, Mississippi—1902, 215.
 Fisheries, Lake—1903, 272.
 Flag Display Days—1913, 555.
 Flag, History of Omr—1893, 92; 1909, 264.
 Flags, Special United States—1898, 256.
 Flint, Frank P., Sketch—1905, 297.
 Flood, Austin, Pa.—1912, 272.
 Flood, Black River Falls, Wis.—1912, 394.
 Flood, Johnstown—1890, 167.
 Flood in Mexico—1910, 95.
 Flood in Mississippi Valley—1913, 116.
 Flood in Paris—1911, 92.
 Flood in Pittsburgh—1908, 152.
 Flower Symbols of Months—1912, 140, and in succeeding volumes.
 Foiks, Homer, Sketch—1911, 333.
 Food Consumed—1901, 136.
 Foraker, J. B., Sketch—1897, 160; 1903, 234.
 Foreign Born Population—In each volume since 1903.
 Foreign Born Population, Chicago—1899, 466; 1904, 381, and in succeeding volumes.
 Foreign Carrying Trade—In each volume from 1889.
 Foreign Countries, Area, Population, etc.—1886, 86; 1890, 20; 1896, 62, and in succeeding volumes.
 Forest Fires—1912, 467.
 Forests and Forest Reservations—1889, 23; 1903, 197, and in succeeding volumes.
 Forest Preserve, Cook County—1911, 503; void, 1912, 527.
 Forest Resources of United States—1910, 171.
 Fortoma, Earthquake In—1907, 267.
 Fortunes, Great American—1913, 428.
 Fosburgh Murder Trial—1902, 107.
 Foss, Eugene N., Sketch—1911, 333.
 Foster, A. G., Sketch—1900, 128.
 Foster, M. J., Sketch—1901, 302.
 Fountains in Chicago—1902, 395; 1903, 398; 1907, 446, and in succeeding volumes.
 France—In each volume since 1902.
 France and Siam—1894, 68.
 France and Turkey—1902, 217.
 Franchises, Street-Car, Chicago—1906, 446; 1907, 440.
 Francis, Charles S., Sketch—1902, 99; 1907, 273.
 Franco-Japanese Agreement—1908, 189.
 Franco-Moroccan Trouble—1908, 244.
 Fraternal Societies—See Societies, Secret.
 Frederick VIII., Sketch—1907, 274. Death of, 1913, 168.
 Free List in Payne-Aldrich Tariff—1910, 53.
 Freight Rates—1891, 302.
 French Church Law—1906, 352.
 French, W. R., Sketch—1898, 206.
 Frey, W. P., Sketch—1908, 354.
 Fuller, Chief Justice, Death—1911, 78.
 Fulton, C. W., Sketch—1904, 202.
 Fulton-Hudson Celebration—1910, 213.
 Funston, F., Sketch—1900, 129.
 Furies, Three—1912, 188.

- Gadsden Purchase, The—1901, 134.
 Gage, Lyman J., Sketch—1898, 201.
 Gallinger, Jacob H., Sketch—1904, 202; 1910, 392.
 Galveston Hurricane—1901, 402.
 Galveston Sea Wall—1905, 124.
 Gamble, Robert J., Sketch—1902, 99; 1908, 355.
 Game and Fish Laws—1896, 211; 1902, 95, and in succeeding volumes.
 Gapon, Father Killed—1907, 270.
 Gardens, Zoological—1911, 173; 1912, 246.
 Gardner, W., Sketch—1911, 334.
 Gary, F. B., Sketch—1909, 322.
 Gary, J. A., Sketch—1898, 202.
 Gas, Price of, Chicago—1906, 394.
 Gatun Dam—1911, 63; 1912, 118.
 Gaynor-Greene Case—1907, 162.
 Gear, John H., Sketch—1905, 105.
 Gearin, John M., Sketch—1907, 272.
 Gem Symbols of Months—1912, 210; 1913, 178.
 General Slocum Disaster—1905, 124; 1906, 19; 1907, 298.
 George V., Accession of—1911, 67; coronation of, 1912, 131; relatives of, 1912, 108.
 Georgia, Explosion on—1908, 119.
 German Tariff Agreement—1908, 379.
 Germantown Monument—1912, 67.
 Germany—1902, 116; 1903, 166; 1904, 214; 1905, 112; 1906, 120; 1907, 110; 1908, 181, 189; 1909, 179; 1910, 189; 1911, 123; 1912, 203.
 Gibson, Paris, Sketch—1902, 99.
 Gifts, Seven, of Spirit—1912, 188.
 Gifts, Notable—1902, 68; 1903, 188, and in succeeding volumes.
 Gilbert, N. W., Sketch—1909, 323.
 Gilman, D. C., Sketch—1897, 159; 1903, 238.
 Glasgow Exposition—1902, 338.
 Glass Industry—1908, 44.
 Gobin, J. P. S., Sketch—1898, 210.
 God in Forty-Eight Languages—1888, 128.
 Gods and Goddesses—1912, 126; 1913, 28.
 Goethals, G. W., Sketch—1908, 355.
 Gold and Silver Legislation—1891, 110; 1897, 65; 1901, 127.
 Gold and Silver Question—1896, 177.
 Gold and Silver Statistics—In each volume from 1891.
 Gold Assayed at Seattle—1903, 41.
 Gold Nuggets—1896, 342; 1898, 42.
 Gompers Case Decision—1910, 275.
 Gore, T. P., Sketch—1908, 355; 1910, 392.
 Gorgas, W. C., Sketch—1909, 323.
 Gorman, A. P., Sketch—1903, 234.
 Gothenburg System, The—1895, 103.
 Governments, Foreign—See Foreign Countries.
 Governors—See States.
 Grace, Days of—1904, 18; 1905, 20, and in succeeding volumes.
 Graces, Three—1912, 188.
 Graft in San Francisco—1908, 344.
 Graham, W. M., Sketch—1899, 227.
 Grain and Produce Statistics, Chicago—In each volume from 1891.
 Grain Measures—1891, 125.
 Grand Army—In each volume from 1889.
 Grant, F. D., Death of—1913, 73.
 Grants to Railroads—1898, 279.
 Graves, H. S., Sketch—1911, 334.
 Graves, J. T., Sketch—1909, 321.
 Gray, George, Sketch—1903, 238.
 Gray, I. P., Sketch—1894, 60.
 Great Britain—In each volume since 1902.
 Great Britain, Arbitration with—1898, 260.
 Great Britain and Venezuela—1896, 86; 1897, 127; 1898, 253.
 Great Lakes Naval Station—1912, 246; 1913, 275.
 Great Northern Strike—1895, 78.
 Greater New York—1895, 366.
 "Greatest in the World"—1902, 216.
 Greece—In each volume since 1902.
 Greece, Crete and Turkey—1898, 249.
 Greek Church Calendar—1905, 13; 1906, 14; 1907, 13.
 Greenhalge, P. T., Sketch—1896, 92.
 Greenland Expedition, Danish—1909, 190.
 Gregory, S. S., Sketch—1912, 405.
 Gregory, S. S., Sketch—1894, 57.
 Gresham, W. Q., Sketch—1899, 223.
 Gridley, C. V., Sketch—1896, 92.
 Griggs, J. W., Sketch—1896, 93; 1899, 221.
 Griscom, Lloyd C., Sketch—1904, 206.
 Gronna, Asle J., Sketch—1912, 405.
 Grunshy, Carl E., Sketch—1905, 205.
 Guam—In each volume since 1900.
 Guam, Capture of—1899, 140.
 Guard, National—1888, 29; 1889, 33; 1895, 71; 1896, 50; 1902, 332; 1904, 186; 1908, 217, and in succeeding volumes.
 Guard, National, Illinois—In each volume since 1902.
 Guatemala—In each volume since 1902.
 Guatemala Transcontinental Railroad—1909, 66.
 Guggenheim, S., Sketch—1908, 355.
 Guild, Curtis, Sketch—1907, 274.
 Guilford Battle Monument—1912, 67.
 Gun, Maxim, Noiseless—1909, 231.
 Guinness Murders—1909, 283.
 Gunnison Water Tunnel—1912, 126.
 Haakon VII., King—1906, 132, 300.
 Hackett, F. W., Sketch—1901, 249.
 Hague Conferences—In each volume since 1905.
 Hains, Peter C., Sketch—1906, 299.
 Haiti—In each volume since 1902.
 Haiti, Revolution in—1909, 414; 1912, 130.
 Haiti's President Killed—1913, 220.
 Halley's Comet—1910, 332; 1911, 32.
 Hamilton-Day Murder Trial—1902, 107.
 Hamilton, J. W., Sketch—1901, 250.
 Hamlin, C. S., Sketch—1894, 62.
 Hanford, Benjamin, Sketch—1905, 204; 1909, 322.
 Hanford Impachment Case—1913, 220.
 Hanna, M. A., Sketch—1898, 209.
 Hansbrough, H. C., Sketch—1904, 202.
 Hanson, Inga, Trial—1906, 162.
 Harahan, J. T., Killed—1913, 126.
 Harcor, Commission, Chicago—1909, 541; 1910, 530; 1912, 602; 1913, 573.
 Harbor Lights, Chicago—1908, 491, and in succeeding volumes—1913, 562.
 Harbor, Outer, Plans—1913, 550.
 Harding, C., Sketch—1911, 234.
 Hardy, A. S., Sketch—1898, 205; 1900, 125; 1904, 206.
 Harlan, J. M., Death of—1912, 225.
 Harlan on Oil and Tobacco Trusts—1912, 45, 62.
 Harlan, Richard D., Sketch—1902, 99.
 Harmon, J., Sketch—1896, 87; 1911, 234.
 Harper, William R., Death of—1907, 242.
 Harriman, E. H., Death of—1910, 209.
 Harriman, Job, Sketch—1901, 245.
 Harriman Railroad Decision—1913, 398.
 Harris, A. C., Sketch—1900, 125.
 Harris, George B., Sketch—1902, 109.
 Harris, W. A., Sketch—1898, 208.
 Harrison, Benjamin, Letter of—1893, 156.
 Harrison, Benjamin, Sketch—1893, 60.
 Harrod, Benjamin M., Sketch—1905, 205.
 Hart, C. B., Sketch—1898, 206.
 Harvest and Hunter's Moon—1912, 24.
 Harvester Trust—1903, 182; 1913, 54.
 Harvests of the World—1890, 188.
 Harvey, L. D., Sketch—1909, 325.
 Hawaii—In each volume since 1900.
 Hawaii, Annexation of—1899, 145; 1901, 134.
 Hawaii, Map of—1899, 143.
 Hawaiian Question—1894, 71; 1895, 98; 1898, 265.
 Hawkins, H. S., Sketch—1899, 228.
 Hawley, Edwin, Sketch—1910, 392.
 Hay, John, Sketch—1898, 203. Death, 1906, 52.
 Hay-Pauncefote Treaty—1901, 280; 1902, 331.
 Hay, Rules to Measure—1888, 11.
 Hay Statistics—See Agriculture.
 Hayward, M. L., Sketch—1900, 127.
 Haywood Murder Trial—1908, 80.
 Health Resorts—1903, 162.
 Heat, Excessive—1887, 16; 1902, 112.
 Heavens, Chart of—1909, 446.
 Hebrew Race—1888, 128.
 Hecker, Frank J., Sketch—1905, 205.
 Heights and Weights of Persons—1908, 330; 1910, 151, and in succeeding volumes.
 Heitfeld, H., Sketch—1898, 208.
 Henderson, James A., Sketch—1906, 297.
 Henderson, D. B., Sketch—1900, 129. Withdrawal of, 1905, 155.
 Hennepin Canal Law—1901, 113. Canal opened, 1908, 231; 1909, 88, and in succeeding volumes.
 Henry, James A., Sketch—1905, 206.
 Henry, Prince, Visit of—1903, 152.
 Heppner (Or.) Disaster—1904, 102.
 Herbert, H. A., Sketch—1894, 57.
 Herbert, M. H., Sketch—1903, 235.
 Herrick, M. T., Sketch—1913, 388.
 Herron, George D., Trial—1901, 107.
 Herzegovina, Annexation—1909, 318.
 Heyburn, W. D., Sketch—1904, 202; 1910, 392.

- Hibben, John G., Sketch—1913, 388.
 Higginson, F. J., Sketch—1899, 225.
 High School Colors—1911, 90; 1912, 243.
 High Structures—1909, 330; 1910, 404; 1911, 131.
 Highest Points in United States—1900, 212; 1910, 243, and in succeeding volumes.
 Hill, David J., Sketch—1899, 221; 1904, 206.
 Hill, John F., Sketch—1910, 392.
 Hilles, C. D., Sketch—1912, 405.
 Hisgen, Thomas L., Sketch—1909, 321.
 Hitchcock, E. A., Sketch—1898, 206.
 Hitchcock, F. H., Sketch—1899, 323; 1910, 33.
 Hitchcock, G. M., Sketch—1912, 405.
 Hobart, G. A., Sketch—1897, 153.
 Hobson, R. P., Sketch—1899, 226.
 Hoch, Edward W., Sketch—1907, 274.
 Hoch, Johann, Trial—1906, 162; 1909, 282.
 Hodgson, D. B., Sketch—1899, 226.
 Holidays, Legal—In each volume since 1893.
 Holland—In each volume since 1902.
 Holland and Venezuela—1909, 414.
 Holmes Case—1909, 282.
 Holmes, O. W., Sketch—1903, 235.
 Home Rule, Irish—1891, 332; 1894, 210; 1913, 422.
 Homes and Farms—1894, 209.
 Homestead Laws—1900, 373; 1904, 105; 1913, 189.
 Homicides and Executions—1913, 210.
 Honduras—In each volume since 1902.
 Honduras-Nicaragua War—1908, 188.
 Hongkong Typhoon—1907, 267.
 Hookworm Commission—1910, 326; 1911, 116; 1912, 163; 1913, 539.
 Hopkins, A. J., Sketch—1904, 203.
 Hopkins, Henry, Sketch—1903, 237.
 Hornblower, W. B., Sketch—1894, 61.
 Horse, Draft of—1887, 14.
 Horse Meat in Vienna—1902, 98.
 Horse Statistics—See Agriculture.
 Horses, High Priced—1891, 62; 1902, 297.
 Hospitals, Chicago—1902, 406, and in succeeding volumes.
 Hospitals in United States—1907, 65, and in succeeding volumes.
 Hottest Days in Chicago—1913, 572.
 House of Lords, Power of—1908, 188; 1912, 78.
 Houston (Tex.) Fire—1913, 125.
 Howe, A. M., Sketch—1901, 246.
 Howe-Fulton Celebration—1910, 213.
 Hughes, Charles E., Sketch—1907, 274; 1911, 334.
 Hungary-Anustria Crisis—1906, 347.
 Hunt, William H., Sketch—1902, 100.
 Hunting Accidents—1910, 433.
 Hunter, W. G., Sketch—1898, 205.
 Hutchins, H. H., Sketch—1911, 334.
 Huitig, C. H., Sketch—1913, 388.
 Hymns, National—1912, 291; 1913, 333.
 Ibsen, Henrik, Death of—1907, 183.
 Ice, Data and Navigation—1898, 238.
 Idaho, Facts About—1889, 180.
 Ide, H. C., Sketch—1901, 248; 1910, 392.
 Ides and Nones—1909, 32.
 Ido, Rules of—1911, 82.
 Illinois and Michigan Canal—1900, 428; 1907, 395.
 Illinois Central Revenue—1900, 164.
 Illinois Central Suits—1912, 515.
 Illinois Civil List—In each volume from 1887.
 Illinois Congressional Districts—In each volume since 1902.
 Illinois, Earthquake in—1913, 41.
 Illinois, Governors—1885, 14; 1908, 432; 1909, 440, and in succeeding volumes.
 Illinois, Population—1892, 56; 1902, 367, and in succeeding volumes.
 Illinois School Law—1891, 66.
 Illinois State Flower and Tree—1909, 424.
 Illinois State Legislature—In each volume.
 Illinois Vote—In each volume.
 Illiteracy in Europe—1891, 67; 1899, 69.
 Illiteracy in United States—1889, 188; 1897, 290; 1899, 68; 1902, 57, and in succeeding volumes.
 Illiterates in Chicago—1905, 433; 1906, 440; 1907, 424; 1909, 468, and in succeeding volumes.
 Immigrants, Destination of—1897, 289; 1898, 80; 1913, 499.
 Immigrants, Foreign—In each volume since 1888.
 Immigrants, Illiteracy of—1897, 290.
 Immigrants, Money Brought by—1897, 290.
 Immigrants, Occupation of—1897, 289.
 Immigration Law—1905, 69; 1906, 72, and in succeeding volumes.
 Immigration Statistics—In each volume.
 Immunity of Witnesses—1907, 175.
 Imports—In each volume.
 Imports Under Reciprocity—1892, 130.
 Inaugural—1894, 79; 1898, 211; 1910, 31.
 Income Tax Law—1895, 227; 1910, 35; 1911, 52, 328; 1912, 129; 1913, 247.
 Incorporation Fees, Illinois—1904, 402.
 Indemnity, Chinese—1909, 163.
 Independence, Declaration of—1908, 31; 1909, 31.
 India—In each volume since 1902.
 India Famine and Famine—1902, 107; 1906, 76; 1908, 337; 1912, 308.
 India, Riots in—1908, 80.
 Indian Reservation—1891, 68; 1905, 119, and in succeeding volumes.
 Indian Schools—1891, 68; 1892, 58; 1893, 237; 1894, 215; 1897, 172; 1898, 128; 1899, 230; 1900, 282; 1901, 284; 1902, 148.
 Indian Territory Statehood—1907, 175.
 Indians in United States—1892, 93; 1902, 54, and in succeeding volumes.
 Industrial Growth—1897, 58.
 Industrial Combinations—1903, 64; 1904, 85.
 Industrial Peace Foundation—1912, 128.
 Industry, Centers of—1903, 27.
 Industry, Returns of—1897, 179.
 "In God We Trust"—1894, 201; 1909, 163.
 Inheritance Tax—1904, 339, and in succeeding volumes.
 Initiative, The—1912, 91.
 Insane in United States—1906, 64; 1908, 61, and in succeeding volumes.
 Inspection of Live Stock—1891, 121.
 Insular Case Decision—1902, 101.
 Insurance, Statistics—1896, 226; 1902, 132; 1906, 346, and in succeeding volumes.
 Interest, Rates of—In each volume since 1897.
 Interest, Table of—In each volume since 1902.
 Internal Revenue Statistics—In each volume.
 International Monetary Conference—1894, 67.
 Ireland—1904, 211; 1905, 109; 1906, 117; 1912, 201; 1913, 197.
 Irish Land-Purchase Law—1904, 210.
 Iron and Steel Production—1892, 121; 1895, 172; 1900, 267; 1904, 50; 1905, 38; 1906, 141, and in succeeding volumes.
 Iron Ore, Supply of—1910, 173.
 Iron, Pig, Product—1891, 90; 1895, 172; 1907, 88, and in succeeding volumes.
 Inroquois Theater Fire—1904, 449; 1905, 246; 1906, 134; 1908, 78.
 Irrigation Conventions—1895, 259.
 Irrigation of Arid Lands—1900, 281; 1905, 44; 1908, 74, 369, and in succeeding volumes.
 Irving, Henry, Death of—1906, 296.
 Irwin, J. N., Sketch—1900, 125.
 Isle of Pines Decision—1908, 386.
 Italo-Turkish War—1912, 412; 1913, 422.
 Italy—1902, 117, and in subsequent volumes.
 Italy, Difficulty with—1893, 59.
 Italy, Weekly Rest Day—1909, 30.
 Ito, Prince, Assassination—1910, 281.
 Jackson, H. E., Sketch—1894, 61.
 Jacksonville (Fla.) Fire—1902, 82.
 Jamaica Hurricane—1904, 354.
 James, E. J., Sketch—1903, 237.
 James, Ollie, Sketch—1913, 388.
 Jamestown Exposition—1908, 362.
 Japan—In each volume since 1902.
 Japan, China and Korea—1895, 235; 1896, 76.
 Japan, Death of Emperor—1913, 225.
 Japanese-American Agreement—See American-Japanese Agreement.
 Japanese Antarctic Expedition—1912, 210.
 Japanese-English Alliance—1903, 145; 1906, 127; 1912, 30.
 Japanese Exclusion—1908, 77; 1910, 182.
 Japanese Exclusion—1903, 379.
 Japanese-French Treaty—1908, 189.
 Japanese in Schools—1907, 348; 1908, 340.
 Japanese in the United States—1902, 54; 1904, 64; 1907, 348, and in succeeding volumes.
 Japanese-Russian Treaty—1908, 189; 1911, 52.
 Japanese-Russian War—1905, 279; 1906, 301; 1907, 99; 1908, 135; 1909, 37; 1910, 207; 1911, 68; 1912, 122.
 Japanese Treaty, The—1895, 231.
 Jarvis, T. J., Sketch—1895, 105.
 Jed Mine Disaster—1913, 260.
 Jeffries-Johnson Fight—1911, 232.
 Jena, Explosion on the—1908, 22.

- Jerome, W. T., Sketch—1906, 300.
 Jersey City Explosion—1912, 137.
 Jett, Curtis, Trial of—1904, 245.
 Jette, Louis A., Sketch—1904, 205.
 Jewish Movement to Palestine—1899, 308.
 Jews, Distribution of—1904, 126; 1905, 228; 1906, 247.
 Jews in America—1897, 162; 1904, 126.
 Jews Massacred in Russia—1904, 221; 1906, 312; 1907, 270.
 Joan of Arc Beatiification—1910, 196.
 Johnson, O. F., Sketch—1912, 405.
 Johnson, Hale, Sketch—1897, 155.
 Johnson, H. W., Sketch—1913, 387.
 Johnson, John A., Sketch—1907, 274.
 Johnson, W. M., Sketch—1901, 249.
 Johnston, J. F., Sketch—1908, 355.
 Jones, Charles R., Sketch—1906, 300.
 Jones, Wesley L., Sketch—1910, 392.
 Judicial Code, U. S.—1912, 65.
 Judicial Recall, Arizona—1913, 493.
 Judicial Recall, Veto—1912, 74.
 Judiciary, Cook County—In each volume.
 Judiciary, United States—In each volume.
 Juul Law Decision—1913, 427.
 Juliana, Princess, Holland—1910, 321.
 Justerand, J., Sketch—1903, 236.
 Justices, Chicago—1902, 391; 1903, 410, 412; 1904, 394; 1905, 408; 1906, 444.
 Karageorgevitch, Peter, Sketch—1904, 206.
 Kean, John, Sketch—1900, 127.
 Kearns, Thomas, Sketch—1902, 100.
 Kearsarge Explosion—1907, 15.
 Keifer, J. W., Sketch—1899, 228.
 Kellogg, F. B., Sketch—1913, 388.
 Kenesaw Mountain Monument—1912, 89.
 Kennedy Bequests—1910, 327.
 Kenney, R. B., Sketch—1898, 207.
 Kent, J. F., Sketch—1899, 229.
 Kenyon, William S., Sketch—1912, 405.
 Kern, J. W., Sketch—1909, 321; 1912, 405.
 Kidnaping Cases, Famous—1910, 112.
 Kingston (Ill.) Railroad Wreck—1913, 126.
 Kingston Earthquake and Fire—1908, 177.
 Kliffrede, Alfred B., Sketch—1902, 100; 1904, 203.
 Knox, Philander C., Sketch—1902, 100; 1904, 203; 1910, 35.
 Kongo—In each volume since 1902.
 Korea—In each volume since 1903.
 Korea Annexed by Japan—1911, 129.
 Kruger, Paul, Death of—1905, 138.
 Kwantung, Rebellion in—1912, 78.
 Labor, Alien Contract—1912, 103.
 Labor, Convict—1898, 93.
 Labor Injunctions—1908, 366.
 Labor Laws—1895, 90.
 Labor Organizations—1902, 97, and in succeeding volumes.
 Labor, Troubles—See Strikes.
 Labor Unions, Statistics of—1907, 252; 1908, 158.
 Ladrones—1899, 139.
 LaFollette, R. M., Sketch—1906, 297; 1913, 388.
 Lake Front Agreement—1912, 486; 1913, 542.
 Lake Marine—1896, 245; 1898, 55; 1901, 169; 1906, 454; 1907, 440.
 Lakes and Rivers Commission Act—1912, 86.
 Lakes, Equipment of—1892, 194.
 Lakes, Size of—1885, 11; 1908, 170, and in succeeding volumes.
 Lakes-to-Gulf Waterway—1908, 399; 1909, 548; 1910, 72, 403; 1911, 313; 1912, 291.
 Lamont, D. S., Sketch—1894, 57.
 Lamoreux, S. W., Sketch—1894, 62.
 Land Grant Forfeitures—1891, 112.
 Land Monopoly—1888, 125.
 Land Owning Aliens—1896, 81.
 Land Purchase Law, Irish—1904, 210.
 Land Resources of United States—1910, 170.
 Lands, Mineral—1900, 375.
 Lands, Public—In each volume from 1886.
 Languages Spoken—1894, 180; 1896, 201; 1901, 137; 1909, 172; 1910, 321; 1911, 52; 1912, 98.
 Languages Spoken in Chicago—1904, 405.
 Lapiner Kidnaping Case—1910, 112.
 Larchmont, Wreck of the—1908, 177.
 Lard, Price of—In each volume from 1891.
 Lathrop, Julia C., Sketch—1913, 388.
 Latimer A. C., Sketch—1904, 203.
 Lawler Monument—1912, 89.
 Lawrence Textile Strike—1913, 372.
 Lawton, H. W., Sketch—1899, 228.
 Lea, Luke, Sketch—1912, 405.
 Leconte, President, Killed—1913, 220.
 Lee, Fitzhugh, Sketch—1899, 228.
 Leech, John S., Sketch—1909, 323.
 Legacy Tax Law—1901, 91.
 Legal Decisions—1908, 338; 1909, 255.
 Legations, Foreign, in United States—In each volume from 1887.
 Legislation, Illinois—1902, 274; 1904, 355; 1906, 379; 1908, 403; 1909, 424; 1910, 441; 1911, 46; 1912, 79.
 Legislation Important—In each volume.
 Legislature, Illinois—In each volume.
 Legislatures, State—See States.
 Legier, Henry E., Sketch—1910, 393.
 Leishman, J. G., Sketch—1898, 206.
 Leo XIII., Death of—1904, 112.
 Leonard, J. F. R., Sketch—1901, 244.
 Leupp, Francis E., Sketch—1906, 299.
 Levees, Rebuilding of—1913, 190.
 Levering, Joshua, Sketch—1897, 155.
 Lewis, W. S., Sketch—1909, 323.
 Liberia—1907, 115, and in succeeding volumes.
 Liberte Disaster—1912, 395.
 Liberty Bell, Facts About—1905, 169.
 Libraries—1898, 87; 1899, 65; 1902, 83.
 Libraries, Carnegie—1910, 218.
 Libraries in Chicago—In each volume since 1902.
 Library, Smallest—1902, 132.
 License, High and Low—1895, 69.
 License Systems of Cities—1905, 191; 1908, 389.
 Licenses in Chicago—1907, 417; 1908, 510; 1909, 556; 1910, 512; 1911, 513; 1912, 588.
 Lieber, G. N., Sketch—1896, 88.
 Life, Average of Human—1888, 18.
 Life, Duration in Chicago—1908, 477.
 Life Insurance Scandals—1906, 346.
 Life Saving at Sea—1913, 188.
 Life Saving Service—1887, 27; 1888, 29; 1905, 176, and in succeeding volumes.
 Light, Velocity of—1908, 26; 1909, 23; 1910, 23.
 Lighthouse, Highest—1903, 230.
 Lighthouse Service—1908, 170, 491; 1909, 260; 1910, 226; 1911, 90; 1912, 244.
 Lignatung, Loss of Life by—1902, 335.
 Li Hung Chang, Death of—1902, 166.
 Limitations, Statute of—In each volume since 1897.
 Lincoln Centenary—1910, 33.
 Lincoln Way Project—1912, 90.
 Lindsay, W., Sketch—1894, 63.
 Lippitt, H. F., Sketch—1912, 405.
 Liquor Statistics—In each volume from 1891.
 Listro, Joseph, Death of—1913, 30.
 Loan, Chinese Railway—1910, 216.
 Loan Shark Law—1906, 332.
 Local Option Districts, Chicago—1908, 502.
 Local Option Law, Illinois—1908, 403; 1909, 256.
 Lochren, W., Sketch—1894, 61.
 Lockouts, Statistics of—See Strikes.
 Locomotive, Largest—1903, 260.
 Lodge, Henry C., Sketch—1904, 205.
 Lodging House, Municipal—1905, 409; 1907, 443; 1909, 460, and in succeeding volumes.
 Loetschberg Tunnel—1912, 413.
 London, Declaration of—1912, 78; 1913, 178.
 London, Facts About—1908, 216.
 Long, Chester I., Sketch—1904, 203.
 Long, J. D., Sketch—1899, 201.
 Longworth-Roosevelt Wedding—1907, 57.
 Loomis, F. B., Sketch—1898, 207; 1904, 206.
 Lord, W. P., Sketch—1900, 125.
 Lords' Veto Power Curbed—1912, 78.
 Loree, L. F., Sketch—1902, 100.
 Lorimer, William, Elected Senator—1910, 454; investigation, 1911, 404; 1912, 410; Lorimer ousted, 1913, 156.
 Lorimer, William, Sketch—1910, 393.
 Los Angeles Dynamite Case—1912, 470.
 Lottery, Law Against—1891, 113.
 Loubet, Attempt to Kill—1906, 166.
 Louisiana Purchase—1901, 132.
 Louisiana Purchase Exposition—See Exposition, St. Louis.
 Lovett, R. S., Sketch—1910, 393.
 Lowell, A. L., Sketch—1910, 393.
 Lowndes, L., Sketch—1896, 92.
 Lumber Industry, Decline of—1903, 55; 1908, 44, 123.
 Lumber Supply—1909, 77; 1910, 177.
 Lusitania, Steamship—1908, 43.
 Luther Letter, High Price for—1912, 129.
 Lutherans—See Religion, Statistics of.

- Lynchings—1902, 337, and in succeeding volumes.
Macedonia, Revolt in—1904, 221.
Maec, Norman, Sketch—1909, 323.
Macmillan-Borup Expedition—1912, 210.
MacVeagh, W., Sketch—1895, 108; 1910, 33.
Madden Conspiracy Case—1910, 375.
Magelsen, Vice-Consul, Attack on—1904, 210.
Maginnis, M. J., Sketch—1901, 247.
Magnon, Charles E., Sketch—1906, 299.
Maguire, M., Sketch—1897, 157.
Mail Time from Chicago—1906, 426, and in succeeding volumes.
Maline, Destruction of the—1899, 110, 312. To be raised, 1911, 45; cause of loss, 1912, 403; removed from Havana and sunk in sea, 1913, 158.
Malloney, J. F., Sketch—1901, 244.
Mallory, S. R., Sketch—1898, 207.
Man, Proper Weight of—1890, 89; 1902, 67.
Manchuria, Plague in—1912, 308.
Manchurian Neutralization—1911, 327.
Manila, Map of—1900, 218.
Manila, Victory at—1899, 115.
Mansfield, Richard, Death of—1908, 136.
Mantle, Lee, Sketch—1896, 90.
Manufactures, Statistics of—In each volume from 1890.
Marconi's Invention—1902, 366; 1908, 329.
Mariana Islands, Map—1899, 139.
Mariana Mine Disaster—1909, 423.
Marriage Laws—1892, 82; 1895, 395; 1903, 181, and in succeeding volumes.
Mars Nearest Earth—1907, 15; 1909, 22.
Marshall, T. R., Sketch—1913, 387.
Marshals, United States—In each volume.
Martin, J., Sketch—1894, 64.
Martine, J. E., Sketch—1912, 406.
Martinique Disaster—1903, 151.
Maryland, Race Questions in—1902, 108.
Mason, W. E., Sketch—1898, 208.
Massey, W. A., Sketch—1913, 389.
Matches, Poisonous, Law Against—1913, 189.
Matchett, C. H., Sketch—1897, 157.
Matsushima Disaster—1909, 142.
Mauretania, Steamship—1908, 395.
Mawson Expedition—1912, 510.
Maxwell, W. H., Sketch—1905, 206.
Maybrick Case—1905, 84.
Mayflower, Passengers on—1888, 126.
Mayors of Chicago—See Chicago Mayors.
Mayors of Large Cities—1902, 216, and in succeeding volumes.
Measures and Weights—1890, 188; 1891, 125; 1892, 40, 115; 1896, 43, 52; 1902, 75, and in succeeding volumes.
Meat Inspection Law—1891, 111; 1907, 167, 171.
Meat Trade of World—1907, 37.
Meat Trust Case Ended—1913, 159.
Meklejohn, A., Sketch—1913, 389.
Melville, G. W., Death of—1913, 150.
Melnie, J. F., Sketch—1894, 62.
Men and Women, Proportion of—1902, 96.
Men of the Year—In each volume.
Meningitis Epidemic—1906, 348.
Merriam Commission, Chicago—1910, 471.
Merriam, H. C., Sketch—1899, 227.
Merriam, W. R., Sketch—1900, 126.
Merriam, Message—1899, 319.
Merriam, Sinking of the—1899, 116.
Merritt, W., Sketch—1899, 226.
Merry, W. L., Sketch—1898, 206.
Messages to Congress—1891, 81; 1897, 265, and in succeeding volumes.
Messina Earthquake—1912, 414.
Metals, Cost of Rare—1900, 186.
Metals, Melting Point—1892, 126.
Metals, Specific Gravity—1892, 126.
Metcalf, H. B., Sketch—1901, 243.
Methodist Thank Offering—1904, 144.
Methodists—See Religion, Statistics of.
Metric Tables—1888, 8; 1892, 40; 1896, 52, and in succeeding volumes.
Mexico—In each volume since 1902.
Mexico, Disturbances in—1911, 491; 1913, 395.
Mexico, Revolution in—1912, 211.
Meyer, G. von L., Sketch—1901, 248; 1907, 273; 1910, 33.
Michigan Governors—1885, 14.
Mikkelsen Expedition—1912, 210; 1913, 149.
Miles, N. A., Sketch—1896, 88; 1899, 226.
Miles of Different Nations—1890, 69; 1912, 198.
Military Academy—1888, 26; 1894, 202; 1904, 186, and in succeeding volumes.
Military Department of Lakes—1902, 392, and in succeeding volumes.
Militia—See Guard, National.
Militia Age, Males of—1893, 38; 1902, 68; 1905, 62, and in succeeding volumes.
Militia Law—1909, 164.
Millard, J. H., Sketch—1902, 100.
Mills Tariff Bill—1908, 69.
Milton, W. H., Sketch—1909, 323.
Milwaukee Avenue State Bank—1907, 411.
Mineral Products, United States—In each volume since 1891.
Miners' Strike, British—1913, 162.
Mines, Casualties in—1891, 122; 1902, 336, and in succeeding volumes.
Mines, Deepest—1906, 116.
Minnesota, Governors of—1885, 15.
Minton, H. C., Sketch—1902, 100.
Mints, United States—1906, 189; 1908, 196; 1910, 119, and in succeeding volumes.
Missions, American and Foreign—1908, 139; 1909, 223.
Missions, Income of—1901, 145; 1902, 149.
Mississippi River Commission—1898, 280.
Mitchell, John, Sketch—1903, 238.
Mitchell, John H., Trial—1906, 162.
Mitchell, J. L., Sketch—1894, 62.
Moloney Case—1902, 107; 1903, 156.
Money, H. D., Sketch—1897, 160.
Money Orders, Rates—In each volume since 1902.
Money, Foreign—See Coins.
Money, Statistics—In each volume from 1891.
Money Trust Investigation—1913, 489.
Monongah Mine Disaster—1908, 396.
Monroe Doctrine—1896, 71; 1902, 85; and in succeeding volumes.
Montenegro—1907, 111, and in succeeding volumes.
Monetary Commission—1910, 126.
Monterey Flood—1910, 95.
Months, Symbols of—1912, 210; 1913, 178.
Monuments, Height of—1885, 10.
Monuments in Chicago—In each volume since 1902.
Moody, William H., Sketch—1903, 235; 1905, 204.
Moon, Facts About—1908, 26; 1910, 23.
Moon, Harvest and Hunter's—1912, 24; 1913, 30.
Moonlight, Col. T., Sketch—1895, 105.
Moore, David H., Sketch—1901, 250.
Moore, J. H., Sketch—1906, 299.
Morgan, J. P., Sketch—1902, 100. Art Purchases by, 1903, 182.
Morgan Park Annexed—1912, 461; 1913, 622 (void).
Morocco—1906, 135; 1908, 185, and in succeeding volumes.
Morocco, Dispute—1906, 350; 1907, 85; 1908, 244; 1909, 264; 1912, 359.
Morocco, War in—1910, 428.
Moros, Battle with, at Jolo—1907, 39.
Morrison, Jessie, Trial—1902, 107.
Morrison Tariff Bills—1908, 69.
Mortgages on Acres—1895, 62.
Mortgages, Farm—1894, 207; 1913, 495.
Mortgages on Lots—1895, 62.
Morton, Paul, Sketch—1905, 204.
Moses, B., Sketch—1901, 248.
Mosquito Coast Incident—1895, 233.
Mountain, Highest, in North America—1902, 77.
Mountains, Highest—1888, 17; 1907, 136, and in succeeding volumes.
Moxley, W. J., Elected to Congress—1910, 521.
Muelier Municipal Ownership Law—1904, 355; 1908, 411.
Mukden, Battle of—1906, 303.
Mulkey, F. W., Sketch—1908, 355.
Municipal Harbors, Law—1912, 67.
Murders in United States—1912, 393.
Murphy, J. B., Sketch—1911, 334.
Murray, L. O., Sketch—1909, 323.
Mutsuhito, Emperor, Death of—1913, 225.
Myers, H. L., Sketch—1912, 406.
McBride, G. W., Sketch—1896, 91.
McCabe, Charles, Sketch—1897, 161.
McCook, A. McD., Sketch—1895, 106.
McCormick, R. S., Sketch—1904, 204.
McCreary, J. B., Sketch—1903, 234.
McCumber, P. J., Sketch—1900, 128.
McCurain Mine Disaster—1913, 260.
McDonald, Dora, Trial—1909, 318.
McDowell, William F., Sketch—1905, 206.
McEnery, S. D., Sketch—1897, 161.

- McGovern, Francis E., Sketch—1911, 334.
 McIntyre, R., Sketch—1909, 323.
 McKenna, J. B., Sketch—1898, 202.
 McKenzie, J. A., Sketch—1894, 59.
 McKinley Monument—1908, 398.
 McKinley Tariff Bill—1908, 69.
 McKinley, W., Sketch—1897, 153; 1901, 241.
 McKinley, William, Assassination—1902, 109.
 McKinney, L. F., Sketch—1894, 600.
 McLaurin, A. J., Sketch—1896, 92; 1901, 247.
 McLean, G. F., Sketch—1912, 406.
 McNamara Dynamite Case—1912, 470.
 Nagel, Charles, Sketch—1910, 33.
 Nativity of Population—See Foreign-Born Population.
 Naturalization Laws—1889, 69; 1896, 223; 1900, 114; 1907, 167, 173; 1909, 42, and in succeeding volumes.
 Naval Disasters, List of—1909, 280.
 Naval Gunnery Records—1905, 280; 1913, 428.
 Naval Militia, Illinois—In each volume since 1902.
 Naval Training Station—1912, 246; 1913, 275.
 Naval War, Laws of—1912, 78.
 Navies, Merchant—1894, 206; 1896, 51; 1897, 248; 1898, 248.
 Navies of the World—1887, 12; 1890, 177; 1896, 51; 1899, 98; 1902, 66, 222, and in succeeding volumes.
 Navigation, Inland—1898, 238.
 Navy, United States—In each volume from 1886.
 Nebraska Prison, Mintlyn—1913, 323.
 Neely, Thomas B., Sketch—1905, 206.
 Negroes in United States—1902, 54, and in succeeding volumes.
 Nelson, K., Sketch—1896, 89; 1908, 355.
 Netherlands, The—In each volume since 1902.
 Nevins, H. M., Sketch—1909, 324.
 New, Harry S., Sketch—1906, 298.
 Newark Fire Horror—1911, 345.
 Newell, S., Sketch—1898, 206.
 Newlands, F. G., Sketch—1904, 203.
 Newman, William H., Sketch—1902, 100.
 New Mexico, Admission of—1911, 377; 1912, 73; 1913, 233.
 New Mexico, Constitution—1912, 76.
 New Orleans Massacre—1892, 35.
 Newspapers of America—1886, 16; 1887, 123; 1888, 19; 1902, 129, and in succeeding volumes.
 New York Public-Utilities Law—1908, 331.
 Niagara Falls Preservation—1907, 175. Recession of, 1909, 205; 1910, 213.
 Nicaragua—In each volume since 1902.
 Nicaragua, Revolutions In—1911, 131; 1913, 420.
 Nicholson, S. T., Sketch—1901, 245.
 Nightingale, Florence, Death of—1911, 76.
 Night Riders—1909, 23.
 Nixon, George S., Sketch—1906, 298.
 Nobel Prize Fund—1904, 108, and in succeeding volumes.
 Nogl, General, Suicide of—1913, 225.
 No Man's Land—1889, 184.
 Norge, Wreck of the—1905, 124.
 North Pole Reached—1910, 328.
 Northern Securities Company—1903, 63; 1904, 98; 1905, 144.
 Northwest Passage—1907, 246.
 Norton, C. D., Sketch—1911, 334.
 Norway—In each volume since 1902.
 Norway and Sweden—1906, 131.
 Norway, Woman Suffrage In—1908, 73.
 Noted Men in Private Life—1902, 140.
 Nulson, J. L., Sketch—1909, 324.
 Numerals, Roman and Arabic—1908, 92; 1909, 154.
 Numbers, New House, Chicago—1910, 475.
 Oats—See Agriculture, Statistics of.
 Oats, Prices—In each volume from 1891.
 Obituary—In each volume.
 Observatories, Height of—1898, 245.
 Ocean Waves, Height of—192, 186.
 Oceans, Areas and Depths—1910, 175, 334, and in succeeding volumes.
 Occupations—1896, 39; 1904, 149, 333; 1908, 171, and in succeeding volumes.
 O'Connell, W. H., Sketch—1912, 406.
 Odessa Riots—1906, 312.
 O'Gorman, James A., Sketch—1912, 406.
 Oil, Standard, Decision—1912, 33.
 Oklahoma, Admission of—1907, 175, 273; 1908, 238.
 Oklahoma Constitution, etc.—1908, 238.
 Old Age Pensions—1911, 165.
 Old Chicagoans—1909, 385; 1910, 544; 1911, 618.
 Old Residents, Chicago—1905, 446, and in succeeding volumes.
 Oleomargarine—1891, 74; 1894, 143; 1899, 298; 1901, 238; 1902, 222; 1903, 288.
 Oliver, G. T., Sketch—1910, 393.
 Olney, R., Sketch—1894, 57.
 Olympian Games—1902, 304; 1904, 235; 1905, 225; 1907, 215; 1913, 313.
 Olympian Records, Principal—1905, 227; 1906, 212, and in succeeding volumes.
 Opera Houses, Capacities—1893, 114.
 Opium in Chicago—1913, 531.
 Opium Conference—1910, 31; 1912, 209.
 Orange River Colony—1906, 125; 1910, 193.
 Oregon, Cruise of the—1899, 115.
 Oregon Plan—1912, 94.
 Original Package Law—1891, 111.
 Orphanages in United States—1907, 65, and in succeeding volumes.
 Osaka Fire—1910, 218; 1913, 160.
 Osborn, C. S., Sketch—1911, 334.
 Oscar II., Death of—1908, 390.
 Otis, E. S., Sketch—1899, 227.
 Overman, L. S., Sketch—1910, 393.
 Owen, R. L., Sketch of—1908, 355.
 Packers' Case Ended—1913, 159.
 Page, C. S., Sketch—1909, 324.
 Palma, President, Resigns—1907, 248.
 Palma, T. E., Sketch—1903, 236.
 Palmer, Frank W., Death of—1908, 456.
 Palmer, J. M., Sketch—1897, 156.
 Panama Canal—See Canal, Panama.
 Panama-Pacific Exposition—1912, 469; 1913, 386.
 Panama Libel Cases—1910, 218; 1911, 319; 1912, 120.
 Panama Republic—In each volume since 1904.
 Pan-American Congress—1891, 114; 1902, 342; 1903, 53.
 Pan-American Exposition—1901, 231; 1902, 338.
 Panics, Financial—1897, 143; 1902, 44; 1908, 357.
 Paper and Pulp Manufactures—1902, 330.
 Paper Trust—1907, 264.
 Paraguay—In each volume since 1902.
 Parcel Post Law—1913, 184, 496.
 Paris Underground Wreck—1904, 112.
 Parker, A. B., Gold Telegram—1905, 202.
 Parker, Alton B., Sketch—1905, 203.
 Parker, E. W., Sketch—1903, 238.
 Parks, Buildings in—1906, 434.
 Parks in Chicago—In each volume since 1902.
 Parks in Cities—1896, 49; 1903, 103; 1904, 76; 1908, 388; 1909, 55.
 Parks, National—1897, 133; 1904, 14, and in succeeding volumes.
 Parochial Schools—1892, 96; 1893, 35.
 Parsons, W. B., Sketch—1905, 205.
 Party Emblems in 1912—1913, 423.
 Passport Regulations—1909, 90, and in succeeding volumes.
 Patent Laws—1896, 226; 1902, 96, and in succeeding volumes.
 Paterson, N. J., Fire In—1903, 181.
 Patterson, Nan, Trial—1906, 162.
 Patterson, T. M., Sketch—1902, 100.
 Pattison, John M., Sketch—1906, 300.
 Patton, Francis L., Sketch—1903, 235.
 Patton, J., Jr., Sketch—1895, 105.
 Paupers in Almshouses—1892, 100; 1907, 243; 1909, 58.
 Payne-Aldrich Tariff—1910, 37.
 Payne, H. C., Sketch—1903, 235.
 Paynter, T. H., Sketch—1907, 272.
 Peace Conference—1900, 101; 1905, 254; 1906, 346; 1907, 468; 1908, 235; 1909, 215; 1910, 211.
 Peace Endowment, Carnegie—1912, 99.
 Peace, Foundation for Industrial—1908, 76; 1909, 266.
 Peace Movement, Survey of—1911, 66; 1912, 99, and in succeeding volumes.
 Peace of Europe—1899, 102.
 Peak, J. L., Sketch—1896, 92.
 Pearse, C. G., Sketch—1912, 406.
 Pearson, R., Sketch—1904, 206.
 Pearsons, D. K., Gifts of—1902, 69. Death of, 1913, 340.
 Peary Polar Expedition—1907, 246; 1908, 135; 1909, 190; reaches pole, 1910, 328; 1911, 175.
 Peary, R. E., Sketch—1910, 393; made rear-admiral, 1912, 66.
 Peat Supply of United States—1913, 77.
 Peck, George R., Sketch—1906, 300.
 Peckham, R. W., Sketch—1897, 158.
 Peirce, Herbert H. D., Sketch—1907, 273.
 Pellagra Commission—1910, 443; 1912, 152.

- Penrose, Boies, Sketch—1898, 209; 1904, 203; 1910, 393.
- Pension Agencies Abolished—1913, 187.
- Pension, Service, Act—1913, 187.
- Pensions in America—1912, 277.
- Pension Statistics—In each volume from 1889.
- Pension System, Telephone—1913, 421.
- Pensions, Old Age—1902, 91. In England, 1909, 264; 1911, 165.
- Pensons on Railroads—1903, 233.
- Percy L. Sketch—1911, 335.
- Perdicaris, Ion, Case—1905, 257.
- Perkins, B. W., Sketch—1893, 64.
- Perkins, G. C., Sketch—1896, 58; 1904, 203; 1910, 393.
- Perry, Isaac N., Trial—1906, 162.
- Perry Memorial—1912, 67.
- Persia—In each volume since 1902.
- Persia, Death of Shah of—1908, 178.
- Persia, Revolution in—1910, 334.
- Peru—In each volume since 1902.
- Petroleum, Production—1900, 55, and in succeeding volumes.
- Pettigrew, R. F., Sketch—1896, 91.
- Pettus, E. W., Sketch—1897, 161; 1898, 207; 1904, 203.
- Philippine Agricultural Bank—1908, 75.
- Philippine Currency Law—1904, 156.
- Philippine Islands—1899, 133-137; 1901, 260, and in succeeding volumes.
- Philippine Tariff—1902, 332.
- Philippine War—1900, 218; 1901, 261, 301; 1902, 111, 141; 1903, 157; 1904, 53, 112, and in succeeding volumes.
- Phillips, May Corn Deal—1902, 424.
- Photographs by Electricity—1887, 10.
- Phonograph, The—1887, 13.
- Pig-Iron Product—1891, 90; 1895, 172; 1901, 211; 1903, 58; 1904, 50, and in succeeding volumes.
- Piles, S. H., Sketch—1906, 298.
- Pinchot-Ballinger Controversy—1911, 311.
- Pioneers of Chicago—See Old Residents.
- Pitney, Mahlon, Sketch—1913, 389.
- Plus Fund Arbitration—1903, 204.
- Plus X, Elected Pope—1904, 69. Sketch, 1904, 206.
- Plague in Manchuria and India—1912, 308.
- Platforms, National—See Conventions.
- Platt, O. H., Sketch—1904, 203.
- Platt, T. C., Sketch—1898, 209.
- Playgrounds, Municipal—1905, 426; 1906, 435, and in succeeding volumes.
- Pleasant Prairie Explosion—1912, 140.
- Poindexter, M., Sketch—1912, 406.
- Poisons and Their Antidotes—1886, 80.
- Poles, The Two Cold—1888, 11.
- Police Chiefs, Chicago—1903, 416, and in succeeding volumes.
- Police Department, Chicago—In each volume since 1902.
- Police Statistics, Chicago—In each volume since 1891.
- Political Changes in Fifty Years—1891, 322.
- Political Committees—In each volume.
- Political Societies, Chicago—1902, 360, and in succeeding volumes.
- Pope, Election of New—1904, 69.
- Pope Leo XIII., Death of—1904, 112.
- Popular Vote—In each volume.
- Population, Center of—1902, 49, and in succeeding volumes.
- Population, Chicago—In each volume.
- Population, Cities—1891, 94; 1892, 87; 1894, 34; 1901, 137, and in succeeding volumes.
- Population, Density of—1893, 39; 1902, 48, and in succeeding volumes.
- Population, Foreign-Born—1903, 78, and in succeeding volumes.
- Population, Foreign Countries—See Foreign Countries.
- Population, Illinois—See Illinois, Population.
- Population, Median Point of—In each volume since 1902.
- Population, United States—In each volume from 1891.
- Population, World—1887, 8; 1892, 154; 1904, 68, and in succeeding volumes.
- Pork, Prices of—In each volume from 1891.
- Port Arthur, Siege of—1906, 303.
- Porter, H., Sketch—1898, 203.
- Porter, J. D., Sketch—1894, 59.
- Porto Rico—In each volume since 1902.
- Portsmouth, Treaty of—1906, 304.
- Portugal—In each volume since 1903.
- Portugal, Revolution in—1911, 131.
- Post, R. H., Sketch—1908, 355.
- Postage, Rates of—In each volume from 1886.
- Postage to England Reduced—1909, 158. To Germany, 1909, 377.
- Postal Currency—1897, 78; 1898, 174.
- Postal Dates—1898, 146.
- Postal Savings Banks—1907, 104, and in succeeding volumes.
- Postal Statistics—In each volume since 1902.
- Postmasters, Chicago—In each volume since 1902.
- Postmasters of Large Cities—In each volume since 1902.
- Postoffice, Chicago—In each volume since 1902.
- Postoffice Frauds—1904, 405.
- Powder Trust—1908, 234.
- Powell, W. F., Sketch—1898, 206.
- Power-Transmitting, Long—1903, 428.
- Powers, Caleb, Trial—1904, 245.
- Practice Law, Illinois—1908, 405.
- Precincts, Election, in Chicago—1904, 382; 1905, 417.
- Preferential Voting—1912, 93.
- Presbyterians—See Religion, Statistics of.
- Presidential Succession—1894, 200; 1909, 215, and in succeeding volumes.
- Presidents and Cabinets, United States—In each volume since 1855.
- Presidents, Burial Places of—1908, 68, and in succeeding volumes.
- Prices, Chicago Grain—In each volume from 1891.
- Prices of Commodities—In each volume since 1903.
- Primary Law, Illinois—1906, 384; 1907, 396; 1908, 432; 1909, 425; 1910, 384; 1911, 47, 463; 1912, 508; 1913, 527 (presidential).
- Prisons, State—1911, 137; 1912, 395, and in succeeding volumes.
- Pritchard, J. C., Sketch—1896, 91.
- Progressive Republican League—1912, 262.
- Property, Valuation of, in United States—1893, 50; 1907, 259, 280; 1908, 38; 1909, 99; 1912, 385.
- Public Health Service—1913, 187.
- Public Utility Laws—1908, 331.
- Pullman Boycott—1895, 79.
- Pullman Company Statistics—1913, 369.
- Pulp Manufactures—1902, 330.
- Pulse, Rate of—1886, 83; 1908, 243; 1909, 218, and in succeeding volumes.
- Purcell, W. E., Sketch—1911, 335.
- Pure Food Law—1907, 169. In Illinois, 1908, 406.
- Putnam, Herbert, Sketch—1900, 126.
- Quarantine, National—1907, 175.
- Quarles, J. V., Sketch—1904, 129.
- Quay, Senator, Case of—1901, 124.
- Quayle, W. A., Sketch—1909, 324.
- Quebec Bridge Disaster—1908, 398.
- Question, Eastern—1898, 249.
- Quincy, W. E., Sketch—1894, 60.
- Race Horses, Famous, Dead—1910, 296.
- Race War in Atlanta, Ga.—1907, 242.
- Radio-Communication Law—1913, 187, 188.
- Radium Described—1905, 145.
- Raffelsen System—1913, 37.
- Railroad Gauges—1909, 414.
- Railroad Rate Law—1907, 167.
- Railroad Speed Records—1888, 123; 1903, 374; 1906, 50; 1912, 195, and in succeeding volumes.
- Railroad Statistics, United States—In each volume from 1891.
- Railroad Strike, British—1912, 479.
- Railroad Wrecks—1902, 336, and in succeeding volumes.
- Railroads Fined for Rebating—1913, 150.
- Railroads, Grants to—1898, 279.
- Railroads in Illinois—1891, 122; 1906, 320.
- Railroads, Introduction of—1887, 14.
- Railroads, Harriman, Sued—1909, 258.
- Railroads, Street—1891, 100; 1902, 222, and in succeeding volumes.
- Rainfall in United States—1890, 51.
- Ranch, Largest Cattle—1907, 200.
- Ransdell, J. E., Sketch—1913, 389.
- Ransom, M. W., Sketch—1896, 88.
- Rassieur, L., Sketch—1901, 250.
- Rawlins, J. L., Sketch—1898, 210.
- Real Estate Transfers, Chicago—In each volume since 1903.
- Rebating, Indictments for—1909, 257; 1912, 198.
- Rebellion, Lives Lost in—1886, 10.
- Rebellion (War of) Records—1902, 32.

- Recall Election—1910, 91.
 Recall, The—1912, 92.
 Recall Veto, Taft's—1912, 74.
 Receipts, Government—In each volume since 1891.
 Reciprocity, Canadian—1912, 67.
 Reciprocity Treaties—1892, 130; 1902, 78; 1903, 23.
 Red Cross, Law—1913, 189.
 Reed, James A., Sketch—1912, 406.
 Reeve, F. X., Sketch—1894, 62.
 Referendum—1895, 100; 1912, 92; 1913, 340.
 Reformatories, Juvenile—1892, 101.
 Regina Tornado—1913, 243.
 Registration of Titles—1892, 384.
 Reid, W., Sketch—1903, 236; 1906, 298. Death of, 1913, 501.
 Relgns, Longest, in England—1902, 73.
 Relief Acts by Congress—1910, 130.
 Religions of the World—1905, 102; 1907, 192.
 Religion, Statistics of—In each volume since 1883.
 Remmel, V., Sketch—1901, 244.
 Rensen, Ira, Sketch—1902, 100.
 Representation, Proportional—1895, 101; 1896, 134; 1899, 404.
 Republics, Smallest—1897, 177.
 Resources, Conservation of—1909, 173; 1910, 169; 1912 391.
 Resources, Inventory of—1910, 170.
 Reynolds, G. M., Sketch—1903, 324.
 Rhodes, Cecil, Scholarships—1903, 98; 1904, 150.
 Richardson, H. A., Sketch—1908, 356.
 Ricks, James B., Sketch—1902, 100.
 Riddler, Herman, Sketch—1909, 324.
 Risco, Jerman, Sketch—1902, 100.
 Rivers and Canals, Length of—1900, 140; 1908, 170.
 Rivers and Lakes Commission Act—1912, 86.
 Rivers, The Longest—1885, 11; 1883, 17; 1909, 91, and in succeeding volumes.
 Roach, W. N., Sketch—1894, 63.
 Road, Rules of the—1909, 556.
 Roads, Good—1911, 515; 1913, 419, 420.
 Roberts, B. H., Case of—1901, 125.
 Roberts, W. H., Sketch—1908, 356.
 Rock Island, Riots in—1913, 315.
 Rockefeller Gift to Education—1906, 215; 1908, 132; 1909, 407; 1910, 325; 1911, 331; 1912, 123.
 Rockefeller Institute—1902, 342.
 Rockhill, W. W., Sketch—1895, 206; 1906, 299.
 Rogers, H. H., Death of—1910, 72.
 Roman Catholics—See Religion, Statistics of.
 Roosevelt Against Third Term—1905, 202; 1908, 397.
 Roosevelt and Brownson—1909, 270.
 Roosevelt, Attempt to Kill—1913, 424.
 Roosevelt in Africa—1910, 264; 1911, 75.
 Roosevelt, Theodore, Sketch—1899, 229; 1901, 241; 1902, 100; 1905, 203; 1913, 387.
 Root, Elihu, Sketch—1900, 124; 1904, 205; 1906, 298; 1910, 393.
 Ross, J., Sketch—1900, 128.
 Ross Kidnaping Case—1910, 112.
 Rostand, Edmond, Sketch—1902, 101.
 Roumania—In each volume since 1902.
 Royalty, Cost of Maintaining—1902, 112.
 Rubino, G., Trial of—1904, 245.
 Rublee, W., Sketch—1903, 235.
 Ruef, Abraham, Case of—1903, 344.
 Ruggles, Gen. G. D., Sketch—1895, 106.
 Rulers, Foreign—1896, 62; 1897, 134; 1898, 134; 1900, 273; 1901, 180; 1902, 113.
 Rules, House, Contests Over—1911, 33.
 Runyon, T., Sketch—1894, 64.
 Russia—1902, 118, and in succeeding volumes.
 Russia, Assassinations in—1905, 143; 1906, 312.
 Russian Exile System Modified—1905, 137.
 Russian Revolution—1906, 309; 1907, 268; 1908, 190; 1909, 319.
 Russian Throne, Heir Born to—1905, 278.
 Russian Treaty Abrogated—1913, 160.
 Russia's Asiatic Railways—1905, 16.
 Russo-American Tariff Controversy—1902, 217.
 Russo-Chinese Controversy—1912, 320.
 Russo-English Treaty—1908, 339.
 Russo-Japanese Treaty—1908, 189; 1911, 52.
 Russo-Japanese War—See Japanese-Russian War.
 Rye, Statistics—See Agriculture.
 Saccharine—1887, 13.
 Sage Foundation—1908, 136, and in succeeding volumes.
 Sages of Greece—1912, 188.
 St. Louis Fair—See Exposition, St. Louis.
 St. Vincent Disaster—1903, 151.
 Salaries, City Employees—In each volume since 1902.
 Salaries, Cook County—In each volume since 1902.
 Salaries, Large—1885, 15.
 Salaries, Teachers, Chicago—In each volume since 1902.
 Salem (Mich.) Railway Wreck—1908, 134.
 Salisbury Railway Wreck—1907, 21.
 Salisbury, Lord, Death of—1904, 126.
 Saloons—1903, 105; 1904, 78; 1906, 69.
 Salt Manufactures—1902, 332.
 Salvador—In each volume since 1902.
 Samoa—1900, 110, 113; 1901, 267.
 Sampson, A. J., Sketch—1895, 205.
 Sampson, W. T., Sketch—1899, 224.
 Sanders, J. Y., Sketch—1911, 335.
 Sanders, N., Sketch—1913, 389.
 San Diego Exposition—1913, 386.
 San Francisco Disaster—1907, 265.
 San Francisco Exposition—1912, 469; 1913, 386.
 San Francisco Graft Cases—1908, 344; 1909, 317.
 Sanger, W. C., Sketch—1902, 101.
 Sanitariums, Tuberculosis—1909, 424.
 Sanitary District, Chicago—In each volume since 1891.
 San Juan, Porto Rico—1899, 129.
 Santiago, Capitulation of—1899, 118.
 Santo Domingo—In each volume since 1902.
 Sargent, F. P., Sketch—1903, 238.
 Sault Ste. Marie Canals—1904, 80; 1908, 210; 1912, 403; 1913, 398.
 Sawtelle, C. G., Sketch—1897, 161.
 Schley, W. S., Sketch—1899, 224. Inquiry, 1902, 354.
 Schultz, Eugene, Case—1903, 344.
 School Age, Persons of—1893, 37; 1894, 217; 1902, 56; 1904, 61; 1908, 49, and in succeeding volumes.
 Schoolhouses vs. Saloons—1889, 178.
 School Laws of Illinois and Wisconsin—1891, 66.
 School Statistics—In each volume since 1891.
 Schools in Chicago—See Education, Board of.
 Schrank, John, Sentenced—1913, 424.
 Schroeder, S., Sketch—1901, 249.
 Schulze-Delitzsch System—1913, 37.
 Schurman, J. G., Sketch—1913, 389.
 Schwab, Charles M., Sketch—1902, 101.
 Scott Antarctic Expedition—1911, 175; 1912, 210; 1913, 149.
 Scott, N. B., Sketch—1900, 129.
 Seal Fisheries Dispute—1892, 44; 1893, 65; 1894, 37.
 Seamen, Strike of—1912, 479.
 Seaports, Distances to—1907, 56, and in succeeding volumes.
 Seaports, Great—1905, 144, and in succeeding volumes.
 Seas, Depth of—1909, 101, and in succeeding volumes.
 Seats, Contested, in Congress—1901, 122.
 Seay, A. J., Sketch—1892, 54.
 Seidel, Emil, Sketch—1913, 387.
 Seigniorage Bill Veto—1895, 122.
 Senatorial Districts, Illinois—1894, 177; 1902, 372, and in succeeding volumes.
 Senators (U. S.), Illinois—1908, 419; 1909, 420; 1910, 456; 1911, 448, and in succeeding volumes.
 Senses, Seven—1912, 188.
 Servia, 1902, 118, and in succeeding volumes.
 Servia, Revolution In—1904, 216.
 Seven Modern Wonders—1913, 243.
 Sevens and Threes—1912, 188.
 Sewall, Arthur, Sketch—1897, 154.
 Sewall, H. M., Sketch—1898, 205.
 Sex, Population by—1887, 16; 1893, 30; 1902, 53; 1904, 64, and in succeeding volumes.
 Sexes, The—1890, 181.
 Sexton, J. A., Sketch—1899, 226.
 Seymour, J. S., Sketch—1894, 61.
 Shackleton Expedition—1908, 135; 1910, 330.
 Shafter, W. R., Sketch—1899, 226.
 Shaw, A. D., Sketch—1900, 130.
 Shaw, L. M., Sketch—1903, 235.
 Shea Conspiracy Trials—1908, 78.
 Sheep, Per Square Mile—1893, 84.
 Sheldon, G. R., Sketch—1909, 324.
 Sherman Bill, Repeal of—1894, 87.
 Sherman, John, Sketch—1898, 201.
 Sherman, J. S., Sketch—1899, 331; 1910, 33. Death of, 1913, 390.
 Shipping of the World—1896, 51; 1904, 136; 1909, 86.
 Shipbuilding of the World—1892, 123.
 Shippy, Chief, Attempt to Kill—1909, 488.

- Shlpwrecks—1902, 335; 1904, 243, and in succeeding volumes.
- Shiras, G., Sketch—1893, 63.
- Shively, Benjamin, Sketch—1910, 394.
- Shonts, T. P., Sketch—1906, 299.
- Short Ballot—1912, 91.
- Shortland, Speed in—1906, 127; 1910, 209.
- Shoup, G. L., Sketch—1896, 85.
- Siamp—1902, 121, and in succeeding volumes.
- Siam and France—1894, 65.
- Siberian Railway—1902, 85.
- Sight and Distance—1890, 181.
- Sigsbee, C. D., Sketch—1899, 226.
- Sill, J. M. B., Sketch—1895, 105.
- Silver—See Gold and Silver.
- Simmons, F. M., Sketch—1902, 101; 1903, 356.
- Simon, Joseph, Sketch—1899, 222.
- Simpleton Tunnel Completed—1906, 113.
- Singer Building—1908, 105.
- Single Tax League—1891, 184.
- Sius, Seven Deadly—1912, 185.
- Slavonia, Wreck of—1910, 218.
- Sleepers, Seven—1912, 188.
- Smith, Charles E., Sketch—1899, 221.
- Smith, C. W., Sketch—1909, 324.
- Smith, E. D., Sketch—1910, 394.
- Smith, Hoke, Sketch—1894, 53; 1912, 406.
- Smith, J., Jr., Sketch—1894, 63.
- Smith, J. W., Sketch—1909, 324.
- Smith, M. A., Sketch—1913, 389.
- Smoot, Reed, Sketch—1904, 205; 1910, 394.
- Smoot, Reed, Case Against, Ended—1908, 344.
- Snake Victims in India—1905, 250.
- Snow Limit—1893, 377.
- Societies, Fraternal—1903, 183, and in succeeding volumes.
- Societies, Learned—1908, 102; 1909, 236; 1910, 476, and in succeeding volumes.
- Societies, National—See Associations.
- Societies, Patriotic—In each volume from 1889.
- Society Islands Hurricane—1907, 267.
- South Africa, Union of—1911, 122; 1912, 202.
- South Carolina Exposition—1902, 338.
- South Pole Nearly Reached—1910, 330.
- South Pole Reached—1913, 148.
- Southgate, J. H., Sketch—1897, 156.
- Spain, In each volume since 1902.
- Spain and Church—1911, 125.
- Spain and Morocco—1910, 428.
- Spain, Riots in—1910, 318.
- Spalding, A. G., Sketch—1911, 335.
- Spalding, J. L., Sketch—1903, 238.
- Spanish-American War—1899, 107, 115, 120, 296; 1900, 106; 1901, 156; 1902, 111, and in succeeding volumes.
- Sparrows, Increase of—1887, 15.
- Speakers of the House—1900, 309, and in succeeding volumes.
- Specific Gravity Table—1908, 92; 1909, 154.
- Speed Rates Per Hour—1913, 351.
- Spelling, Simplified—1907, 130; 1909, 243.
- Spellmeyer, H., Sketch—1905, 206.
- Spirits, Materials Used In—1894, 201; 1896, 211; 1898, 54; 1899, 295; 1900, 97; 1901, 237; 1902, 221; 1906, 26.
- Spooner, J. C., Sketch—1898, 210; 1904, 205.
- Sporting Records—In each volume from 1890.
- Springfield (Ill.) Lynchings and Riots—1909, 258.
- Soulers, H. G., Sketch—1903, 235; 1907, 273.
- Standard Oil Suits—1907, 263; 1908, 233; 1910, 432; Supreme court decision, 1912, 33.
- Stanford University Gift—1902, 366.
- Stanley in Africa—1891, 318.
- Staples, Consumption of—1898, 111.
- Stars, Number of—1888, 12; 1908, 26, and in succeeding volumes.
- Starved Rock State Park—1912, 85.
- State Nicknames and Flowers—1904, 114, and in succeeding volumes.
- State Officers—See Election Returns in each volume.
- States, Area, Population, Governors, Capitals, etc.—In each volume from 1887.
- States, Names—1889, 180; 1896, 51; 1901, 282.
- States, New—1891, 112; 1907, 175.
- Steamboating Chronology—1888, 127; 1898, 66.
- Steamship Companies Stied—1912, 229.
- Steamship Lines Merged—1902, 63.
- Steamships, Great Ocean—1902, 65; 1903, 93; 1908, 43; 1911, 164, and in succeeding volumes.
- Steel Corporation Suit—1912, 314.
- Steel, Product—1891, 89; 1904, 50, 114; 1905, 38.
- Stefansson Expedition—1912, 210.
- Stensland Bank Failure—1907, 411.
- Stephenson, Isaac, Sketch—1908, 356; 1910, 394.
- Stephenson Investigation—1912, 407; 1913, 158.
- Stevens, D. W., Assassinated—1909, 172.
- Stevens, John F., Sketch—1906, 300.
- Stevenson, A. E., Sketch—1903, 61; 1901, 242.
- Stewart, J. W., Sketch—1909, 325.
- Stewart, T. J., Sketch—1903, 236.
- Stills, Illicit, Seized—1891, 109; 1900, 98.
- Stinson, H. L., Sketch—1912, 407.
- Stock Exchange, Chicago—1902, 400; 1904, 410; 1906, 468, and in succeeding volumes.
- Stock, Live, Inspection—1891, 121.
- Stocks, Panic In—1902, 44.
- Stockyards Fire—1912, 612.
- Stoessel, Gen., in Prison—1909, 319.
- Stolypin Assassinated—1912, 213.
- Stone, Ellen M., Abduction of—1902, 422; 1903, 56.
- Stone, W. J., Sketch—1910, 394.
- Storer, B., Sketch—1898, 206.
- Storms and Floods—1902, 336, and in succeeding volumes.
- Straus, Oscar S., Sketch—1907, 273.
- Street Guide, Chicago—1908, 514; 1909, 502.
- Street Railway Licenses—1903, 332.
- Street Railway Ordinance, Chicago—1908, 496.
- Street Railways in Chicago—1905, 408, and in succeeding volumes.
- Streets, Famous—1912, 271.
- Streets in Cities—1891, 99; 1906, 65.
- Strike, Anthracite Coal—1903, 191.
- Strike, Lawrence—1913, 372.
- Strike, Railway, England—1912, 479.
- Strike, Teamsters'—1906, 351.
- Strike, Telegraph Operators'—1908, 390.
- Strikes—1889, 164; 1895, 77, 89; 1896, 198; 1908, 242; 1902, 337; 1903, 30, 99, 192; 1904, 55, 430; 1905, 257, and in succeeding volumes.
- Stubs, W. R., Sketch—1911, 335.
- Subsidies Paid by All Nations—1890, 45.
- Subsidies, Roosevelt on—1908, 79, 374.
- Suburbs of Chicago—1902, 418; 1903, 424; 1904, 422; 1905, 420; 1906, 436.
- Subway Commission, Chicago—1912, 620.
- Suez Canal Statistics—1904, 15.
- Suffrage, Qualifications for—In each volume from 1889.
- Suffrage Vote, Michigan—1913, 459.
- Sugar Beets—1892, 114; 1898, 162.
- Sugar Bounty—1894, 203; 1895, 367.
- Sugar, Brussels, Conference—1902, 44.
- Sugar, Consumption—1892, 114; 1898, 99, 139; 1902, 43; 1905, 180; 1906, 85.
- Sugar Statistics—1891, 64; 1892, 114; 1894, 202; 1900, 100, and in succeeding volumes.
- Sugar Trust, Restitution by—1910, 264.
- Sulicide, Facts About—1888, 16.
- Sulu Treaty—1901, 261.
- Sulzer, William, Sketch—1913, 389.
- Sun Yat Sen, Sketch—1913, 390.
- Sunday Schools—1894, 41; 1897, 183.
- Supreme Court, United States—In each volume.
- Supreme Court, Illinois—In each volume.
- Surfboard, George, Sketch—1906, 298.
- Sutro Tunnel—1912, 126.
- Swallow, S. C., Sketch—1905, 203.
- Swanson, C. A., Sketch—1911, 335.
- Swayne Impeachment—1906, 350.
- Sweden—In each volume since 1902.
- Sweden and Norway—1906, 131; 1911, 125.
- Sweden, Famine In—1904, 122.
- Swensen, E. R., Sketch—1898, 206.
- Switzerland—In each volume since 1902.
- Syrian Troubles—1904, 210.
- Taal Volcano Eruption—1912, 137.
- Taft, W. H., Inauguration of—1910, 31.
- Taft, W. H., Sketch—1901, 247; 1909, 321; 1910, 33.
- Taft's Trip Around World—1908, 401.
- Taft Vetoes—1912, 71, 75.
- Taggart Divorce Case—1906, 162.
- Taggart, Thomas, Sketch—1905, 204.
- Taliaferro, J. P., Sketch—1900, 126.
- Taft Commission—1911, 62.
- Taft, History of the—1891, 23; 1908, 69; 1909, 90.
- Tariff Legislation—191, 26; 1895, 26; 1911, 62.
- Tariff, Payne-Aldrich—1910, 37-62.
- Tariff Question in England—1904, 245.
- Tariff Rates—1903, 59, and in succeeding volumes.
- Tariff Revenues—1904, 102.

- Tariffs Compared—1889, 15; 1894, 90; 1895, 28; 1910, 62.
 Tariffs, Foreign—1892, 52.
 Tatsu, Seizure of—1909, 148.
 Taxation, Chicago—1902, 428, and in succeeding volumes.
 Taxation, Digest of—1894, 42.
 Taxes, Per Capita—1901, 136.
 Taxes, War Revenue—1899, 151.
 Taylor, H. A., Sketch—1900, 125.
 Taylor, H., Sketch—1894, 60.
 Taylor, R. L., Sketch—1900, 272; 1908, 356.
 Tea, Consumption of—1891, 76; 1898, 51; 1903, 72, and in succeeding volumes.
 Tehuantepec Railway—1903, 148.
 Telegraph Rates from Chicago—1902, 412.
 Telegraph Statistics—1900, 151-154; 1903, 102, and in succeeding volumes.
 Telegraphy, Wireless—1902, 366.
 Telephone Ordinance, Chicago—1908, 402.
 Telephone Rates—1903, 61.
 Telephone Statistics—1907, 181, and in succeeding volumes.
 Telephones of the World—1899, 84.
 Telescopes, American—1892, 39.
 Telescopes, Great—1900, 376.
 Teller, Henry M., Sketch—1904, 205.
 Terner, J. K., Sketch—1911, 335.
 Terrell, J. M., Sketch—1911, 335.
 Terrill, A. W., Sketch—1894, 61.
 Texas, Annexation—1901, 133.
 Thaw, Harry K., Trial—1908, 60; 1909, 320.
 Theater Fires—1909, 260; 1911, 173; 1912, 252.
 Theaters, Capacity—1893, 114.
 Theaters and Halls, Chicago—1902, 402, and in succeeding volumes.
 Thermometers Compared—1902, 74, and in succeeding volumes.
 Thomas Orchestra—1913, 551.
 Thompson, C. A., Sketch—1913, 389.
 Thompson, F. L., Sketch—1910, 394.
 Thompson, T. L., Sketch—1894, 61.
 Threes and Sevens—1912, 188.
 Thurston, J. M., Sketch—1896, 90.
 Tibbles, T. H., Sketch—1905, 203.
 Tibet, British in—1905, 282.
 Tilet Scalping—1908, 405.
 Tiger Victims in India—1905, 250.
 Tillman, J. H., Trial of—1904, 245.
 Timber Supply—1898, 197; 1908, 123.
 Time, Difference in—1902, 69; 1903, 21; 1904, 103; 1905, 108; 1906, 132; 1907, 16; 1908, 27.
 Time, Foreign Standards of—1905, 15, and in succeeding volumes.
 Time, Measurement of—1890, 188.
 Time, Standard, to Obtain—1890, 179; 1891, 320; 1892, 354; 1893, 350; 1894, 211; 1895, 247; 1896, 250; 1897, 269; 1898, 162; 1900, 250.
 Time Without a Watch—1894, 212.
 Tire Ordinance—1908, 466.
 Titanic Disaster—1913, 151.
 Titled American Women—1896, 239.
 Titles, Official—1895, 225.
 Tiza, Comt, Attempt to Kill—1913, 260.
 Tobacco Statistics—See Agriculture.
 Tobacco Trust Suit—1908, 234; Supreme court decision, 1912, 51.
 Tobacco Used—1900, 99; 1901, 238.
 Togo, Admiral, Sketch—1906, 300.
 Tolstoy, Leo, Death—1911, 342.
 Tornados, Destructive—1891, 321.
 Toronto (Ont.) Fire—1905, 144.
 Torrance, Ell, Sketch—1902, 101.
 Torrens Title System—1896, 82; 1904, 363.
 Tower, C., Sketch—1898, 205; 1904, 204.
 Towers, High—1903, 260.
 Townsend, C. E., Sketch—1912, 407.
 Townsend, L., Sketch—1898, 206.
 Track Elevation—1904, 375, and in succeeding volumes.
 Tracy, Harry, Bandit—1903, 380.
 Trade, Balance of—1895, 242; 1896, 193; 1899, 232; 1900, 46; 1901, 27; 1902, 18.
 Trade-Marks—1896, 226; 1906, 106, and in succeeding volumes.
 Train Robberies—1903, 172.
 Trains in Chicago, One Day's—1902, 408; 1903, 406; 1904, 397; 1905, 405; 1906, 472; 1907, 442; 1908, 484; 1909, 554.
 Trans-Mississippi Exposition—1897, 259; 1898, 240.
 Transportation, Water—1909, 88.
 Transvaal Colony—1906, 125; 1907, 115; 1908, 185.
 Travel, Foreign—1896, 134.
 Travelers, Hints for—1887, 18; free list for 1908, 122, and in succeeding volumes.
 Treaties, General Arbitration—1912, 477; 1913, 190.
 Treaty, Franco-American—1909, 220.
 Tree, How to Measure a—1888, 14.
 Tree, Largest—1912, 382.
 Trials, Notes—1902, 107; 1903, 156; 1904, 245; 1905, 200; 1906, 162.
 Triangle Factory Fire, New York—1912, 483.
 Trimble, H. M., Sketch—1912, 407.
 Tripp, B., Sketch—1894, 60.
 Tripoli, War in—1912, 421.
 Troops, Call for—1899, 121.
 Trust, Beef—1903, 210; 1904, 95.
 Trust Laws—1891, 111; 1901, 121; 1903, 150; 1904, 96; 1906, 129.
 Trusts, American—1899, 91; 1900, 65; 1902, 130; 1903, 62; 1904, 85 (complete list); 1905, 262.
 Trusts, Illinois Law Against—1903, 150; 1904, 353.
 Trusts, Suits Against—1907, 262; 1908, 234.
 Tschalkovsky, N., Acquitted—1911, 481.
 Tunis—In each volume since 1902.
 Tunnel, Loetschberg—1912, 413.
 Tunnels, Chicago River—1903, 406, and in succeeding volumes.
 Tunnels, Great Railway—1903, 172.
 Tunnels, Great Water—1912, 126.
 Tunnels, Hudson River—1909, 150, 320.
 Turco-Italian War—1912, 412; 1913, 422.
 Turkey—In each volume since 1902.
 Turkey and Armenia—1897, 120.
 Turkey, Earthquake in—1913, 176.
 Turkey, Constitution in—1909, 336.
 Turkey, Greece and Crete—1898, 249.
 Turkey, Massacres in—1910, 196.
 Turkey, Revolution in—1910, 212.
 Turkish-Balkan War—1913, 391.
 Turner, G., Sketch—1898, 210; 1904, 205.
 Tutulla—In each volume since 1901.
 Twain, Mark, Death—1911, 170.
 Tyler Monument—1912, 67.
 Uganda Railway Completed—1903, 31.
 Underground Roads—1903, 141.
 Unexplored Globe—1896, 75.
 Uniform, U. S., to Be Respected—1912, 66.
 Unitarians—See Religion, Statistics of.
 United States—See States, Population, Courts, etc.
 United States Government (Officials, Departments, Salaries, etc.)—In each volume from 1891.
 United States, Progress of—1902, 32, and in succeeding volumes.
 United States, Status of, in World—1902, 45.
 United States, Steel Corporation—1902, 130; 1903, 64; 1904, 95; 1905, 242; 1911, 201.
 United States, Territorial Growth of—1901, 132, and in succeeding volumes.
 United States, Wealth of—1907, 280; 1908, 38; 1909, 50.
 Universities—See Colleges and Universities.
 University Extension—1897, 141.
 University of Chicago, Gifts to—1896, 414; 1909, 407.
 Urban Population—1893, 29; 1901, 135, and in succeeding volumes.
 Uruguay—In each volume since 1902.
 Valencia, Wreck of—1907, 105.
 Valparaiso Earthquake—1907, 264.
 Vancouver Riots—1908, 340.
 Van Dyke, H., Sketch—1903, 237.
 Van Sant, S. R., Sketch—1910, 394.
 Venezuela—1904, 219; 1905, 118; 1906, 126; 1907, 116; 1908, 186; 1909, 181; 1910, 194; 1911, 128; 1912, 208.
 Venezuela and Colombia—1902, 218.
 Venezuela and Great Britain—1896, 86; 1897, 127; 1898, 253.
 Venezuela and Holland—1909, 414.
 Venezuela and United States—1909, 320; 1910, 209.
 Venezuela Asphalt Dispute—1906, 149.
 Venezuela, Blockade of—1903, 433; 1904, 219; 1905, 16.
 Vessels Built in the World—1891, 25; 1908, 42.
 Vessels, Largest Sailing—1903, 74.
 Vesuvius, Eruption of—1907, 266.
 Veto Power of House of Lords Curbed—1912, 78.
 Vetoes by Presidents—1901, 105.
 Vetoes, Taft—1912, 71, 75.
 Viaducts, Great—1903, 193.
 Viborg Manifesto—1907, 269.
 Vice Commission, Chicago—1911, 608; 1912, 530.
 Vice-Presidents—See Presidents.


- Victor (Col.) Dynamite Outrage—1905, 262.
 Victoria, Death of—1902, 186.
 Vineyards, Area—1892, 102.
 Vital Statistics—See Deaths and Death Rate.
 Vogne, Marquis de, Sketch—1902, 101.
 Von Plehve, Assassination—1905, 257; 1906, 309.
 Vote, Electoral—See Electoral Vote.
 Vote, Presidential—In each volume from 1888.
 Voting Age, Males of—1893, 33; 1902, 55; 1904, 61; 1905, 62; 1906, 61; 1907, 47; 1908, 49.
 Voting Age, Women of—1913, 97.
 Voting-Machine Law—1904, 357.
 Voting, Preferential—1912, 33.
 Voting, Qualifications—In each volume from 1889.
 Voting System, Australian—1890, 159.
 Wade, J. F., Sketch—1899, 227.
 Wages and Cost of Living—1905, 50; 1906, 76; 1907, 63.
 Wages in Europe and America—1891, 125; 1905, 49.
 Wages in Foreign Countries—1896, 44.
 Wages Lost in Strikes—1896, 201.
 Wages on Farms—1902, 41.
 Wake Island, Taking of—1901, 135.
 Walcott, C. D., Sketch—1908, 356.
 Walk, Long, by Mrs. Beach—1913, 67.
 Walker, Asa, Sketch—1899, 223.
 Walker, I. N., Sketch—1896, 92.
 Walker, J. G., Sketch—1905, 206.
 Wallace, J. F., Sketch—1905, 205; 1906, 300.
 Waller Case—1896, 220; 1897, 113.
 Walsh, John R., Case—1909, 410; 1912, 403.
 Walsh, Patrick, Sketch—1895, 106.
 War and Education, Cost of—1895, 366.
 War Budgets of the World—1899, 150.
 War Department—In each volume.
 War, Survivors of Civil—1904, 22; 1905, 122; 1907, 32.
 Ward Boundaries of Chicago—1902, 394— and in succeeding volumes.
 Ware, Eugene, Sketch—1903, 235.
 Warne, F. W., Sketch—1901, 250.
 Warner, Fred M., Sketch—1907, 274.
 Warner, Vespasian, Sketch—1906, 299.
 Warner, William, Sketch—1906, 298.
 Warren, F. E., Sketch—1896, 92.
 Wars, Chronology of Recent—1902, 111; 1904, 112, and in succeeding volumes.
 Wars, Cost of Modern—1902, 91.
 Wars, United States—1895, 182; 1899, 183; 1900, 264.
 Water, Tests of Pure—1887, 17.
 Waterbury (Conn.) Fire—1903, 198.
 Waterfalls, Famous—1909, 190; 1910, 36; 1911, 132; 1912, 102.
 Waterways, Deep—1898, 236; 1908, 82 369, 399, 400; 1909, 543; 1910, 72 403; 1911, 312; 1912, 220, 291.
 Waterworks, Chicago—1902, 410; 1906, 434; 1908, 462, and in succeeding volumes.
 Watkins, A. S., Sketch—1909, 321.
 Watkins, T. H., Sketch—1903, 238.
 Watson, C. W., Sketch—1912, 407.
 Watson, J. C., Sketch—1899, 225; 1903, 236.
 Watson, T. E., Sketch—1897, 154; 1905, 203; 1909, 321.
 Waves, Height of Ocean—1902, 186.
 Wealth and Debts of Nations—1894, 101; 1904, 220; 1905, 88; 1906, 88.
 Wealth, Increase of—1890, 160.
 Wealth of United States—See United States, Wealth of.
 Wealthiest Men and Women—1903, 182.
 Weather Forecasts and Signals—1888, 128; 1892, 63; 1902, 74, and in succeeding volumes.
 Weather, Hot (1901)—1902, 112; in 1911, 1912, 199.
 Weaver, J. B., Letter—1893, 165.
 Weaver, J. B., Sketch—1893, 61.
 Weber-Kanter, Lovell's Case—1902, 107.
 Webster, R. E., Sketch—1904, 205.
 Wedding Anniversaries—1888, 74; 1904, 110; 1905, 28, and in succeeding volumes.
 Week, Days of—1888, 16.
 Weights and Measures, United States—See Weights and Measures.
 Weights, Healthy—1902, 67; 1903, 15; 1908, 330; 1909, 277.
 Weissert, A. G., Sketch—1893, 64.
 Wellington, G. L., Sketch—1897, 160.
 Wellman Expedition—1907, 246; 1908, 134; 1910, 331; Attempts to Cross Atlantic in Dirigible, 1911, 318.
 Wells, H. M., Sketch—1896, 93.
 Wernz, Francis X., Sketch—1907, 274.
 West Point Academy—See Military Academies.
 Weston's Long Walk—1908, 380; 1910, 317; 1911, 225.
 Wetmore, G. P., Sketch—1909, 324.
 Wheat, Prices of—In each volume from 1891.
 Wheat Statistics—See Agriculture.
 Wheeler, Joseph, Sketch—1899, 227.
 White, A. D., Sketch—1893, 63; 1897, 158.
 White, E. D., Sketch—1895, 106.
 White, Henry, Sketch—1906, 299.
 White, S. M., Sketch—1894, 63.
 Whittia Kidnaping Case—1910, 112.
 Whyte, William P., Sketch—1907, 272.
 Wickersham, G. W., Sketch—1910, 33.
 Wildes, Frank, Sketch—1899, 223.
 Wilcox, Dr., Resignation of—1913, 158.
 Wilkin, Jacob W., Sketch—1902, 102.
 Wilkin, Statue—1904, 363.
 Williams, Emperor, Interviews—1909, 414.
 Williams, S. W., Sketch—1909, 321.
 Willis, A. S., Sketch—1894, 60.
 Wilson and Cleveland—1895, 125.
 Wilson Bill, The—1894, 90; 1908, 69.
 Wilson, Huntington, Sketch—1907, 273.
 Wilson, H. L., Sketch—1898, 206.
 Wilson, J., Sketch—1898, 202; 1910, 33.
 Wilson, J. H., Sketch—1899, 227; 1903, 236.
 Wilson, J. L., Sketch—1896, 91.
 Wilson, Luther B., Sketch—1905, 206.
 Wilson, Woodrow, Elected President—1913, 399.
 Wilson, Woodrow, Sketch—1903, 237; 1911, 335; 1913, 387.
 Wilson, W. L., Sketch—1896, 87.
 Wind Pressures—1899, 102.
 Wine, Dealers in—1891, 75.
 Wine Growers' Revolt—1908, 322.
 Wine Production—1899, 101; 1901, 240; 1902, 43; 1905, 52; 1907, 99.
 Wines, Aging of—1887, 13.
 Wines, Consumption—1895, 67; 1898, 51; 1906, 85 349, and in succeeding volumes.
 Wines, F. H., Sketch—1900, 126.
 Witte, Serge, Sketch—1906, 300.
 Woman, Proper Weight of a—1890, 89; 1902, 67.
 Woman Suffrage, Vote on—1896, 286.
 Women, Associations of—1902, 340; 1904, 222.
 Women, Hours of Work for—1910, 412.
 Women, Occupations of—1904, 150.
 Women, Titled American—1896, 239.
 Wonders, American—1883, 190.
 Wonders, Seven—1909, 275.
 Wood, E. P., Sketch—1899, 223.
 Woodford, S. L., Sketch—1898, 204.
 Wood Pulp, Trade in—1908, 115.
 Woods, Weight of—1902, 86.
 Wool, Statistics of—In each volume since 1891.
 Wool Tariff Bill—1912, 71.
 Woolley, J. G., Sketch—1901, 243.
 Worcester, D. C., Sketch—1901, 248.
 Workmen's Compensation Acts—1912, 96.
 Works, J. D., Sketch—1912, 407.
 World's Columbian Exposition—1891, 77; Act Incorporating, 77-79; Commissioners and Alternates, 79-80; Directory of, 79; Officers of, 79; Committees of, 80-82; The Local Directory, 82; Committees of, 82; Officers of, 82; Lady Managers of, 83; Chicago Lady Managers of, 84; Contesting Location of, 79; Stockholders of, 85-88; 1892, 202; 1893, 197-233; Attendance at, 1894, 156; Chronology of, 1894, 190; Cost of, 1894, 133; Special Days at, 1894, 157.
 World's Fairs, Previous—1891, 89; 1908, 352.
 Wreck of the Titanic—1913, 351.
 Wrecks, Marine—1903, 252; 1904, 83; 1906, 352.
 Wrecks, Statistics of—1902, 61; 1906, 313.
 Wright, Carroll D., Sketch—1903, 238.
 Wright, L. E., Sketch—1901, 248; 1904, 204; 1907, 273.
 Wright, Wilbur, Death of—1913, 134.
 Wulf Kidnaping Case—1910, 112.
 Wyeth, John A., Sketch—1901, 101.
 Wylie Assassination—1910, 321.
 Wynne, R. J., Sketch—1905, 204.
 Yale Bicentennial—1902, 342.
 Yellow Fever—1906, 348.
 Yeomans, J. D., Sketch—1895, 107.
 Yoshohito, Emperor, Sketch—1913, 390.
 Young, J. R., Sketch—1898, 210.
 Young, Lafayette, Sketch—1911, 335.
 Young, P. M. B., Sketch—1894, 59.
 Young, S. B. M., Sketch—1899, 229.
 Zeppelin Polar Plan—1910, 331.
 Zionist Movement—1902, 156.
 Zoological Gardens—1913, 227.

We manufacture and sell small as well as large

Printing Presses

Also complete lines of the most efficient,
reliable and up-to-date machinery for

Stereotyping, Electrotyping and Photo-Engraving



LINOTYPE SAW TABLE

A Simple and Convenient Saw
Table for Linotype and Other
Small Work

INCLUDING


Saw Tables and Trimming Machines
Power and Hand Plate Shaving Machines
Linotype and Stereotype Metal Furnaces
Dross Refining Furnaces
Casting Moulds
Jig Saws and Drilling Machines
Beveling and Squaring Machines
Routing Machines
Form Tables and Chases
Matrix Dryers
Proof Presses
Job Stereotyping Outfits

We also carry a stock of the best quality of
supplies and accessories of all kinds for Print-
ing, Stereotyping and Electrotyping, including

Felt and Rubber
Blanketing
Tape
Packing
Chases

Galleys
Stereotype Blocks
Brass Rules
Tools
Etc., Etc.

LET US KNOW YOUR REQUIREMENTS
WE WILL SERVE YOU WELL



LINOTYPE METAL FURNACE
Melts the Metal Quickly with a
Minimum Consumption of Gas

R. HOE & CO.

504-520 GRAND STREET
NEW YORK

Also at 7 Water St., Boston, Mass.

120 St. James St., Montreal, Canada

7 S. Dearborn St., Chicago, Ill.

109-112 Borough Rd., London, S.E., England

Worsley

September 4th Crookland - 184

MEMBERS:

CHICAGO REAL ESTATE BOARD
CHICAGO ASSOCIATION OF COMMERCE
CHICAGO BOARD OF UNDERWRITERS
NATIONAL ASSOCIATION OF REAL ESTATE EXCHANGES

OLIVER & COMPANY

THE LIBRARY OF THE

MAR 8 1932

Experts in

UNIVERSITY OF ILLINOIS

Central Business Property

AS WELL AS THAT LOCATED IN

New South Business District

New West Side Business District

New North Side Manufacturing District

DEARBORN AND WASHINGTON STREETS
CHICAGO

PHONES: RANDOLPH 3220, 3221, 3222, 3223, 3224

Over 25 Years' Experience in This Market

ALL BRANCHES

UNIVERSITY OF ILLINOIS-URBANA

310D14

C001

CHICAGO DAILY NEWS NATIONAL ALMANAC CHGO
1914



3 0112 025282242



1857

1914

Capital and Surplus \$10,000,000

BOARD OF DIRECTORS

FRANK H. ARMSTRONG

CYRUS H. McCORMICK

ENOS M. BARTON

SEYMOUR MORRIS

CLARENCE A. BURLEY

JOHN S. RUNNELLS

HENRY P. CROWELL

EDWARD L. RYERSON

WILLIAM A. GARDNER

JOHN G. SHEDD

ELBERT H. GARY

ORSON SMITH

EDMUND D. HULBERT

ALBERT A. SPRAGUE II

CHAUNCEY KEEP

MOSES J. WENTWORTH

112 WEST ADAMS STREET

NORTHWEST CORNER CLARK STREET