


11
A4463 X
Fishes

COMMERCIAL FISHERIES REVIEW



Vol. 13, No. 7

JULY 1951

FISH and WILDLIFE SERVICE
United States Department of the Interior
Washington, D.C.



COMMERCIAL FISHERIES REVIEW



A REVIEW OF DEVELOPMENTS AND NEWS OF THE FISHERY INDUSTRIES
PREPARED IN THE BRANCH OF COMMERCIAL FISHERIES

A. W. Anderson, Editor

R. T. Whiteleather, Associate Editor

J. Pileggi and E. G. Gruis, Assistant Editors

Applications for COMMERCIAL FISHERIES REVIEW, which is mailed free to members of the fishery industries and allied interests, should be addressed to the Director, Fish and Wildlife Service, United States Department of the Interior, Washington, 25, D. C.

The contents of this publication have not been copyrighted and may be reprinted freely; however, reference to the source will be appreciated. The Service assumes no responsibility for the accuracy of material from outside sources.

The printing of this publication has been approved by the Director of the Bureau of the Post, December 15, 1949

CONTENTS

COVER: FISHING FOR DUNGENESS CRABS OFF THE COAST OF WASHINGTON. THE TRAP IS TYPICAL OF THOSE USED IN THE WEST COAST DUNGENESS CRAB FISHERY. BAIT BOX SHOWN IS MADE OF PLYWOOD, BUT MOST CRAB FISHERMEN ARE NOW USING STAINLESS STEEL BAIT BOXES. (SEE P. 98)

THE TRASH FISHERY OF SOUTHERN NEW ENGLAND IN 1950, BY RICHARD E. SAYLES	1	PAGE
EFFECT OF ASCORBIC ACID ON KEEPING QUALITY OF FROZEN OYSTERS, BY S. R. POTTINGER	5	

	PAGE		PAGE
RESEARCH IN SERVICE LABORATORIES	9	FOREIGN:	31
TRENDS AND DEVELOPMENTS:	11	INTERNATIONAL:	31
ADDITIONS TO THE FLEET OF U. S. FISHING VESSELS	11	FOOD AND AGRICULTURE ORGANIZATION:	31
FEDERAL PURCHASES OF FISHERY PRODUCTS	11	TWELFTH SESSION OF FAO COUNCIL	31
FISHERY PRODUCTS PRODUCTION IN CONSUMER-SIZED PACKAGES, 1950	12	CANADA:	31
GULF EXPLORATORY FISHERY PROGRAM:	12	DIGBY SCALLOP FISHERY	31
RED SNAPPER FISHING GEAR TESTED BY OREGON (CRUISE NO.9)	12	FISHERIES OUTLOOK FOR 1951	34
MARYLAND TO STUDY ST. MARY'S RIVER OYSTER SEED AREA	14	CHINA (COMMUNIST MAINLAND):	35
MICHIGAN GREAT LAKES FISHERMEN PERMITTED TO FISH FOR STURGEON	14	FISHERIES DEVELOPMENT URGED	35
NEW ENGLAND EXPLORATIONS:	14	COSTA RICA:	35
WESTERN EXPLORER SIGHTS TUNA ON FIRST CRUISE	15	TUNIS RE-EXPORTS NOT SUBJECT TO CERTAIN PROVISIONS OF EXCHANGE CONTROL LAW	35
WESTERN EXPLORER LANDS FIRST CATCH OF BLUEFIN TUNA AT GLOUCESTER	16	CUBA:	35
NORTH PACIFIC EXPLORATORY FISHERY PROGRAM:	16	FISHING AGREEMENT NEGOTIATIONS SUSPENDED WITH MEXICO	36
FIRST ALBACORE GILL-NETTED BY JOHN N. COBB	16	DANISH FISHERMEN TO FISH OFF MOROCCO	36
SHIP WORMS BEING STUDIED BY MARYLAND BIOLOGIST	17	DANISH-ICELANDIC TRADE AGREEMENT SIGNED	35
U. S. PACK OF CANNED CLAMS AND CLAM PRODUCTS, 1950	18	NEW DANISH-NORWEGIAN TRADE AGREEMENT	37
U. S. PACK OF CANNED GROUND FISH FLAKES, 1950	19	FRENCH MOROCCO:	37
U. S. PACK OF CANNED MACKEREL, 1950	20	"FOOL FORMED FOR EXPORT OF MOROCCAN SARDINES TO U. S. GERMANY:	37
U. S. PACK OF CANNED SHAD, 1950	21	FISHING FLEET PROTESTS REDUCTION IN FUEL OIL SUBSIDY	38
U. S. AND ALASKA PACK OF CANNED SALMON, 1950	21	IRELAND:	38
TRADE AGREEMENTS:	23	FOUR DANISH FREEZERS ESTABLISHED	38
BENELUX, CANADA, FRANCE, AND DOMINICAN REPUBLIC SIGN TORQUAY PROTOCOL	23	ICELAND:	39
EFFECT ON FISHERY PRODUCTS OF SIGNATURE OF TORQUAY AGREEMENT BY SWEDEN AND CZECHOSLOVAKIA	24	SUMMER WHALING SEASON BEGINS	39
RENEGOTIATION OF VENEZUELAN TRADE AGREEMENT	24	WHALING, 1950	39
U. S. TARIFF CONCESSIONS NEGOTIATED WITH NORWAY EFFECTIVE AUGUST 2	25	FISHING FLEET, 1950	39
WHOLESALE AND RETAIL PRICES:	27	INDIA:	40
WHOLESALE PRICES, MAY 1951	27	FISHERMEN REPORT SUCCESSFUL FISHING OFF INDIA	40
RETAIL PRICES, MAY 1951	28	ISRAEL:	40
ECONOMIC COOPERATION ADMINISTRATION PROGRAM NOTES:	29	DEEP-SEA AND LAKE FISHING EXPANDED IN 1950	40
GREEKS ASK FOR CANNED FISH	29	JAPAN:	41
INDONESIA AUTHORIZED FUNDS TO PURCHASE FISHING VESSELS	29	AVAILABILITY OF JAPANESE FISHING CRAFT FOR KOREAN COASTAL FISHERIES PROGRAM	41
PHILIPPINE ECA PROCUREMENTS THROUGH PRIVATE CHANNELS	29	JAPAN AGREES TO TEMPORARILY PROHIBIT PELAGIC FUR SEALING	42
PORTUGAL AND MOROCCO REQUEST ECA FUNDS FOR TIN-PLATE IMPORTS	29	MALAYA (INCLUDING SINGAPORE):	42
ICELANDIC UNION LEADERS TO STUDY U. S. LABOR CONDITIONS (INCLUDING FISHERIES)	30	1950 REPORT ON FISHERIES	43

COMMERCIAL FISHERIES REVIEW

July 1951

Washington 25, D.C.

Vol. 13, No. 7

THE TRASH FISHERY OF SOUTHERN NEW ENGLAND IN 1950^{1/}

By Richard E. Sayles*

GROWTH OF THE FISHERY

Greatly increased landings of "trash fish" (species formerly discarded during trawling operations) at New England ports during 1949 caused concern because of their possible effect on the existing fisheries in the area, especially since there were rumors that large numbers of young haddock, cod, and flounders were included in these trash landings. With the continuing growth of the trash fishery during 1950, the U. S. Fish and Wildlife Service began a systematic sampling of the landings, so as to obtain an estimate of the quantities contributed by each of the several species landed at southern New England ports during that year.



RED HAKE (*UROPHYCIS CHUSS*) IS ONE OF THE LEADING SPECIES INCLUDED IN NEW ENGLAND TRASH FISH LANDINGS AND COMPOSES 28.9 PERCENT OF THE TOTAL.

As reported by Snow (1950), trash fish had been landed in small amounts prior to 1949 for use as mink food. The increased use of fish meal in poultry and hog feeds led to an expanded demand by reduction plant operators for raw material to augment that afforded by the existing production from menhaden, cannery waste, and offal. This situation, together with the fact that flounder fishing (the mainstay of the small draggers) was poor, led fishermen to land trash fish in ever-increasing quantities.

If this new and growing fishery were dependent in a measurable part on the young of important edible species, it might adversely affect the established fisheries. However, this concept can be accepted only if the mortalities between juvenile and adult stages were proved to be low, and if the advantage to the marketable species in having their competitors and predators removed were disregarded.

TOTAL LANDINGS

Landings of trash fish at southern New England ports totaled 90.3 million pounds (table 1) during 1950, an increase of 20.1 percent over the 1949 landings of 75.2 million pounds. This rise, while not as large as that of the previous year when trash fishing commenced, indicates that the market for trash fish in this area is being maintained.

New Bedford was again the leading port with 56 million pounds, or 62.1 percent of the total. Landings at all southern New England ports increased steadily during the first five months, to a peak of 15.8 million pounds in May. Then, during the last week in that month, the price offered by dealers at New Bedford was reduced from \$20 to \$15 a ton. Similar reductions took place at other ports, resulting in a steady decrease in trash landings for the last six months of 1950 at all ports, as fishermen concentrated on more profitable species. Landings at all ports for November were only 2.2 million pounds. Thus, while the total poundage exceeded that of

^{1/}PREPARED AT THE REQUEST OF THE ATLANTIC STATES MARINE FISHERIES COMMISSION. THE FISH AND WILDLIFE SERVICE IS THE STATUTORY RESEARCH AGENCY OF THE COMMISSION.
* FISHERY AID, BRANCH OF FISHERY BIOLOGY, U. S. FISH AND WILDLIFE SERVICE, DEPARTMENT OF THE INTERIOR.

1949, the trend during the latter part of the year was a reversal of the steady increases reported from March 1949 to May 1950.

Table 1 - Southern New England Trash Fish Landings, 1949-50^{1/}

Locality	1950		1949 ^{2/}	
	Thousands of lbs.	Percentage of Total	Thousands of lbs.	Percentage of Total
New Bedford, Mass.	56,041	62.1	44,115	58.6
Gloucester, Mass.	14,183	15.7	14,567	19.4
Provincetown, Mass. ^{2/}	5,542	6.2	2,234	3.0
Boston, Mass.	393	0.4	-	-
Point Judith, R. I.	9,404	10.4	9,989	13.3
Stonington, Conn.	4,735	5.2	4,290	5.7
Total	90,298	100.0	75,195	100.0

^{1/}FOR REDUCTION AND ANIMAL FOOD. ALTHOUGH THESE FIGURES COVER ONLY THE PORTS INDICATED, THEY PROBABLY ARE VERY CLOSE TO THE TOTAL NEW ENGLAND LANDINGS FOR THESE YEARS. NOT INCLUDED ARE LANDINGS IN MAINE, BUT THE SEA HERRING LANDED IN THAT STATE (ALTHOUGH SOLD FOR REDUCTION PURPOSES IN SOME CASES) IS NOT CONSIDERED A "TRASH FISH" AND THE LANDINGS OF OTHER SPECIES THAT COULD BE INDICATED AS "TRASH FISH" ARE NEGLIGIBLE.

^{2/}LANDINGS AT MINOR CAPE COD PORTS INCLUDED.

SPECIES COMPOSITION OF THE LANDINGS

I examined samples of the landings at Provincetown and at New Bedford in Massachusetts and at Point Judith in Rhode Island.

Thirteen catches were sampled at New Bedford, 5 at Provincetown, and 4 at Point Judith by examining several baskets of fish as unloading progressed. Sorting each sample by species, and recording the number of species and the weight of each sample, it was found that the samples taken weighed from 100 to 500 pounds, depending on the size of the load and on the amount of time available to return the fish in time to be loaded on the truck. Fishermen and dealers gave excellent cooperation during all sampling operations.

Table 2 - Species Composition (Estimated) of the 1950 Trash Fish Landings at Provincetown and New Bedford, Mass., and Point Judith, R. I.

Species Composition	Thousands of lbs.	Percentage of Total
Principal Species:		
Red hake	21,903	28.9
Eel pout	15,916	21.0
Skates	11,520	15.2
Whiting	8,185	10.8
Long horn sculpin ..	6,973	9.2
Goosefish	4,699	6.2
Butterfish	2,350	3.1
Daylight flounder ..	1,364	1.8
Yellowtail "	834	1.1
Other food species ^{1/} ..	1,137	1.5
Other trash species ^{2/} ..	909	1.2
Total	75,790	100.0

^{1/}INCLUDE: DABS, BLACKBACK FLOUNDER, FLUKE, HADDOCK, COD, WHITE HAKE, SEA BASS, SEA HERRING, HICKORY SHAD, ALEWIVES, AND SCUP.

^{2/}INCLUDE: TOADFISH, SHORT HORN SCULPIN, SEA RAVEN, SPINY DOGFISH, SEA ROBIN, FOUR-SPOTTED FLOUNDER, AND INVERTEBRATES.

The practice of taking baskets at intervals during the unloading of a vessel revealed, for the most part, that the same species appeared in successive baskets, but the relative numbers of a given species varied considerably between baskets comprising the sample. The species composition indicated by a given sample, therefore, is a reliable index of the composition of a vessel's load, but the relative numbers of each species, determined by combining the numbers in each basket, are at best only rough estimates of the actual numbers of each species present in the load. Thus, the species composition

of the landings from Provincetown to Stonington, as shown in table 2, may be regarded as reliable for species present, but the poundages shown are only an estimate of the true quantities.

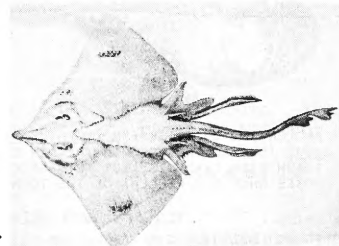
It will be noted in table 2 that red hake was the predominant species, with eel pout and skates following in that order. Of the important edible species, whiting were landed in the greatest numbers, comprising 10.8 percent by weight of the trash fish landed in ports where catches were sampled.

New Bedford landings included only small quantities of such edible species as yellowtail and blackback flounder, dab, butterfish, scup, haddock, and cod. Percentages of these species ranged from 1 to 4 percent by weight, except for one sample which contained 9.2 percent yellowtail flounder.

At Provincetown, yellowtail flounder was the only important edible species appearing in large numbers. Three samples contained by weight 11, 14, and 23 percent, respectively, yellowtail flounder. Other edible species, such as blackback flounder, cod, and haddock ranged from less than 1 percent to a maximum of 4 percent.

At Point Judith, one sample contained 40 percent butterfish. Other samples at this port yielded less than 1 percent of blackback flounder, scup, and fluke.

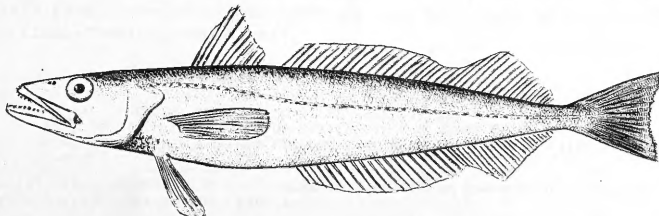
Conversations with fishermen during field trips indicated landings of small yellowtail flounders at Provincetown in greater numbers than were observed in the samples examined at that port. Other reports dealt with landings of small butterfish at Sandwich, Massachusetts, and at Point Judith, Rhode Island. I was unable to confirm the Sandwich report. One vessel's catch at Point Judith, as mentioned earlier, contained 40 percent butterfish by weight. Such reports often become exaggerated and the fishermen, with few exceptions, are conservation-minded enough to try to avoid taking trash fish in areas known to contain large numbers of the young of important edible species. Therefore, the unconfirmed reports cannot be accepted as seriously affecting the estimate of landings by species which appears in table 2.



ONE OF THE SKATES INCLUDED IN THE NEW ENGLAND TRASH FISH LANDINGS. ALL SKATES COMPOSE ABOUT 15.2 PERCENT OF THE TOTAL. THIS PARTICULAR SPECIES IS THE BARDOOR SKATE (RAJA LAEVIS).

SUMMARY AND CONCLUSIONS

The 1950 trash fish landings for southern New England were 90.3 million pounds, while greater than the 1949 landings of 75.2 million pounds, a reversal of the 1949




WHITING (MERLUCCIVS BILINEARIS) ALTHOUGH INCLUDED IN NEW ENGLAND TRASH LANDINGS, COMPOSES ONLY ABOUT 10.8 PERCENT OF THE TOTAL

trend was indicated when landings decreased steadily during the latter half of the year.

Fifty-six million pounds or 62.1 percent of the landings were made at New Bedford, while in 1949 only 58.6 percent or 44 million pounds of the total landings were reported at that port.

Sampling of the landings at Provincetown and New Bedford, Mass., and at Point Judith, R. I., showed that red hake comprised 29 percent, eelpout, 21 percent and skates 15 percent of the total.

New Bedford, with the bulk of the landings, showed the smallest percentage of important edible species. One sample contained 9.2 percent yellowtail flounder.



ANGLERFISH OR GOOSEFISH (LOPHIUS PISCATORIUS) IS ALSO INCLUDED IN THE NEW ENGLAND TRASH FISH LANDINGS, BUT THIS SPECIES COMPOSES ONLY 6.2 PERCENT OF THE TOTAL CATCH.

Others yielded from 1 to 4 percent yellowtail and blackback flounder, dabs, haddock, cod, butterfish, and scup. Thus, the New Bedford samples failed to show appreciable quantities of young or mature individuals of the important edible species.

Three of the four samples taken at Provincetown showed 11, 14, and 23 percent, respectively, of yellowtail flounder, with 1 to 4 percent of blackback flounder, dabs, cod, white hake, butterfish, and pollock.

On the basis of the samples taken, it appears that the New Bedford fleet is not exploiting the young or mature individuals of the important edible species to any appreciable extent. On the other hand, large numbers of small yellowtail flounders were landed at Provincetown, and at least one load of small butterfish was landed at Point Judith, Rhode Island. One sample at Point Judith contained 40 percent butterfish; others showed small quantities (less than 1 percent) of blackback flounder, scup, and fluke.

LITERATURE CITED

- SNOW, GEORGE W.
1950. DEVELOPMENT OF TRASH FISHERY AT NEW BEDFORD, MASSACHUSETTS. COMMERCIAL FISHERIES REVIEW, VOL 12, NO. 7 (JULY 1950), PP. 8-10.



EFFECT OF ASCORBIC ACID ON KEEPING QUALITY OF FROZEN OYSTERS

By S. R. Pottinger*

ABSTRACT

SHUCKED OYSTERS WERE TREATED WITH ASCORBIC ACID IN AN ATTEMPT TO PREVENT OR RETARD DARKENING AND OTHER UNDESIRABLE CHANGES DURING FROZEN STORAGE. ON THE BASIS OF ORGANOLEPTIC TESTS, CHANGES IN THE FROZEN OYSTERS TREATED WITH ASCORBIC ACID WERE NOT APPRECIABLY RETARDED IN COMPARISON WITH UNTREATED FROZEN OYSTERS USED AS CONTROLS.

INTRODUCTION

Packers and distributors have from time to time encountered difficulties due to color changes in frozen oysters. These changes are variously described as "darkening," "discoloration," or "browning," and occur during frozen storage. This darkening was also noticed in past studies of frozen oysters by the U. S. Fish and Wildlife Service.

The cause of these changes in color in oysters is not definitely known. It is known, however, that enzymatic action will cause undesirable changes in the odor and flavor of frozen fish and under certain conditions, will also cause color changes on the surface of the fish. Possibly a similar reaction occurs in frozen oysters.

Earlier work (Bauernfeind, et al, 1948; Tarr, 1946 and 1948) indicated that ascorbic acid is a practical antioxidant in retarding discoloration and undesirable flavor changes during freezing and frozen storage of certain types of fish. In similar work with oysters, conflicting results have been reported as to whether ascorbic acid is effective in maintaining quality and retarding the darkening of oysters during frozen storage.

In order to investigate further the effectiveness of this antioxidant in this respect, a series of tests with frozen oysters were made at the Service's College Park, Maryland, laboratory. Prior to beginning the tests, discussions were held with representatives of manufacturers of ascorbic acid in order to benefit from their experience with previous work along these lines. The concentrations of ascorbic acid used in these tests and the method of incorporating it with the oysters are based on the information obtained through these discussions.

PREPARATION OF SAMPLES

Freshly prepared, commercially shucked oysters were obtained from an oyster-packing house in the Chesapeake Bay area and brought, well packed in crushed ice, to the College Park laboratory. They were divided into eight groups for preparation prior to final freezing and storage.

The samples were prepared as follows:

GROUP A: THE FRESH SHUCKED OYSTERS WERE DIPPED IN ONE-PERCENT ASCORBIC ACID SOLUTION (ONE POUND OF OYSTERS IN ONE QUART OF SOLUTION) FOR ONE MINUTE, AND THEN DRAINED FOR ONE MINUTE ON A LABORATORY-SIZE SKIMMING TABLE.

* TECHNOLOGIST, FISHERY TECHNOLOGICAL LABORATORY, BRANCH OF COMMERCIAL FISHERIES, U. S. FISH AND WILDLIFE SERVICE, COLLEGE PARK, MARYLAND.

GROUPS B-1, B-2, AND B-3: ASCORBIC ACID WAS ADDED DIRECTLY TO THE FRESH SHUCKED OYSTER MEATS. THE MATERIAL WAS FIRST DISSOLVED IN A SMALL QUANTITY OF WATER AND THEN THOROUGHLY MIXED WITH THE OYSTERS. THE OYSTERS IN GROUP B-1 CONTAINED 100 MILLIGRAMS OF ASCORBIC ACID PER POUND OF OYSTER MEATS; THOSE IN GROUP B-2 CONTAINED 200 MILLIGRAMS PER POUND; AND THOSE IN GROUP B-3 CONTAINED 300 MILLIGRAMS PER POUND.

GROUP B-4: CITRIC ACID WAS ADDED DIRECTLY TO THE OYSTERS IN THE SAME MANNER AS IN GROUPS B-1, B-2, AND B-3 IN A CONCENTRATION OF 300 MILLIGRAMS PER POUND OF OYSTER MEATS.

GROUPS C-1 AND C-2: THE OYSTERS WERE FIRST FROZEN IN ONE POUND BLOCKS IN A MOLD AND THEN GLAZED. THE BLOCKS OF OYSTERS IN GROUP C-1 WERE GLAZED IN PLAIN WATER; THOSE IN C-2 WERE GLAZED IN TWO-PERCENT ASCORBIC ACID SOLUTION.

GROUP D: THIS GROUP CONSISTED OF COMMERCIALY SHUCKED FRESH OYSTERS WITH NO FURTHER TREATMENT.

The oysters in Groups A, B, and D were packaged in moisture-vaporproof cellophane bags, heat sealed, and then placed in waxed cartons. Those in Group C, after freezing in blocks, were glazed, wrapped in sheets of moisture-vaporproof cellophane, and packaged in waxed cartons.

All samples were frozen at a temperature of approximately -20° F. and were stored as 0° F. A sufficient number of samples were prepared to permit examinations at monthly intervals for a period of one year.

Sample B-4 was included for comparative purposes. Samples C-1 and D were used at the controls.

EXAMINATION OF SAMPLES

At intervals, the samples were removed from storage and were allowed to thaw at room temperature. The general appearance of the oysters was noted and palatability tests with the raw oysters were made by a panel of 3 or 4 members of the laboratory staff. Scores were based on appearance, flavor, and texture of the product. A sample receiving a weighted score below 85 was considered unacceptable. It was not possible to have the same taste panel after the sixth month's test. To what extent this affected the scores after this time is, of course, not known.

Determinations of pH of the oyster liquor were made initially, and at intervals of several months during frozen storage. A Beckman pH meter, Laboratory Model G, was used for making these determinations.

RESULTS

The average palatability scores for the oysters are given in table 1. Although considerable variation in scores occurred from month to month, due possibly to differences in individual oysters within the pack and to the change in the taste panel, no one group receiving a particular treatment has consistently stood out as being superior or inferior. The final scores, after the oysters had been held in storage for nearly a year, were with one exception (B-4) indicative of an acceptable product. However, this one exception was very close to attaining an acceptable score. No off-flavors due to addition of ascorbic or citric acids were reported by the judges.

The average scores for appearance of the oysters are given in table 2. Practically no differences in the appearance of the oysters were noticeable through the sixth month of storage. After that time, slight changes in appearance occurred but there was no definite indication that the ascorbic acid had an appreciable effect in preventing discoloration of the oysters. Some darkening occurred in all groups.

Table 1 - Palatability Scores for Oysters Stored at 0° F.

Samples Of Oysters			Average Palatability Score ^{1/}								
Group Number	Treatment	Packaging	Storage Period in Months								
			1½	2½	3½	4½	6	8	9	10	11½
A	Dipped in 1 percent ascorbic acid solution for 1 minute	MVP ^{2/} -cellophane bag, heat-sealed, in waxed carton	91	87	94	90	90	88	86	84	88
B-1	100 mg. ascorbic acid per pound	MVP ^{2/} - cellophane bag, heat-sealed, in waxed carton	93	92	93	90	85	85	92	84	89
B-2	200 mg. ascorbic acid per pound	do	-	-	92	92	-	-	-	85	87
B-3	300 mg. ascorbic acid per pound	do	90	88	91	90	90	-	-	86	88
B-4	300 mg. citric acid per pound	do	92	-	93	95	93	-	82	83	84
C-1	Frozen in 1-lb. blocks, glazed with water	Frozen blocks wrapped in MVP ^{2/} -cellophane sheets, in waxed carton	89	92	91	92	88	83	80	73	86
C-2	Frozen in 1-lb. blocks, glazed in 2 percent ascorbic acid solution	do	93	-	86	95	93	-	-	81	86
D	None	MVP ^{2/} -cellophane bag, heat-sealed, in waxed carton	89	90	92	90	85	84	83	90	85

1/THE PALATABILITY SCORE WAS CALCULATED AS FOLLOWS: THE SAMPLE WAS SCORED ON THE BASIS OF 1 TO 10 POINTS EACH FOR APPEARANCE, FLAVOR, AND TEXTURE. THE FLAVOR SCORE WAS DOUBLED IN ORDER TO GIVE ADDITIONAL WEIGHT TO THIS FACTOR. THE MEAN AS A PERCENT OF THESE SCORES RESULTED IN THE PALATABILITY SCORE. A SAMPLE WITH A SCORE BELOW 85 WAS CONSIDERED UNACCEPTABLE.

2/MVP--MOISTURE-VAPORPROOF.

The low scores shown for group C-1 for the ninth month and tenth month of storage were due in part to desiccation of some of the oysters in these samples.

The pH values of the liquor from the various groups are given in table 3. The addition of ascorbic acid or citric acid to the oysters caused a drop in initial pH value, with the exception of group C-2. Groups A and B-4 showed further slight drops in pH upon subsequent storage at 0° F. Changes in pH during storage in the other six groups were considered insignificant.

Table 2 - Appearance Scores for Oysters Stored at 0° F.

Sample Group Number	Average Appearance Score ^{1/}									
	Storage Period in Months									
	1½	2½	3½	4½	6	8	9	10	11½	
A	9	9	9	9	9	9	8	8	8	9
B-1	9	9	9	9	9	9	9	9	8	8
B-2	-	-	9	9	-	-	-	9	8	8
B-3	9	9	9	9	9	-	-	8	8	8
B-4	10	-	9	9	9	-	8	8	8	8
C-1	9	9	9	9	9	8	7	7	8	8
C-2	9	-	9	9	9	-	-	8	8	8
D	9	9	9	9	9	9	9	8	8	8

1/THE HIGHEST POSSIBLE SCORE IS 10.

Table 3 - pH of the Liquor of Oysters Stored at 0° F.

Sample Group Number	pH of Oyster Liquor		
	Initial ^{1/}	After 3½ months' storage of oysters	After 11½ months' storage of oysters
A	6.10	6.08	5.99
B-1	6.44	6.45	6.44
B-2	6.38	6.36	6.32
B-3	6.30	6.30	6.23
B-4	6.12	6.08	5.90
C-1	6.50 ^{2/}	6.50	6.47
C-2	6.50 ^{2/}	6.48	6.50
D	6.50	6.50	6.50

1/PRIOR TO FREEZING.
2/AFTER FREEZING, BUT PRIOR TO GLAZING.

CONCLUSION

Under the conditions of these tests, the addition of ascorbic acid to shucked oysters did not prevent or appreciably retard darkening or other quality changes in the oysters during frozen storage at 0° F.

LITERATURE CITED

- | | |
|---|---|
| BAUERNFEIND, J. C.; SMITH, E. G.; BATCHER, OLIVE; AND SIEMERS, G. F.
1948. RETARDATION OF RANCIDITY IN FROZEN FISH BY ASCORBIC ACID. QUICK FROZEN FOODS, VOL. 10, NO. 8, PP. 139-142; VOL. 10, NO. 9, PP. 68-70, 72. | TARR, H. L. A.
1946. CONTROL OF RANCIDITY IN STORED FISH III. PROG. REPT. PAC. COAST STA. FISH RES. BD. CAN., NO. 68, PP. 52-54.

1948. CONTROL OF RANCIDITY IN FISH FLESH II. PHYSICAL AND CHEMICAL METHODS. J. FISH. RES. BD. CAN., VOL. 7, PP. 237-247. |
|---|---|



TECHNOLOGICAL SECTION

Branch of Commercial Fisheries, U. S. Fish and Wildlife Service
Department of the Interior

Washington, D. C.

<u>Name</u>	<u>Title</u>	<u>Room Number</u>	<u>Telephone</u>
Harold E. Crowther	Chief, Technological Section	3350	Republic 1820
Frank T. Piskur	Asst. Chief, " "	3352	(Ext. 4745)

Field Activities

<u>Name</u>	<u>Title</u>	<u>Address</u>	<u>Telephone</u>
James M. Lemon	Technologist	Fishery Technological Laboratory P. O. Box 128 College Park, Md.	Warfield 5800

Laboratories

<u>Location</u>	<u>Address</u>	<u>In Charge</u>	<u>Telephone</u>
East Boston 28, Mass.	Fishery Technological Laboratory 61 Sumner Street	Joseph F. Puncoschar, Chief, North Atlantic Technological Research	East Boston 7-4307
College Park, Md.	Fishery Technological Laboratory P. O. Box 128	H. W. Nilson, Pharmacologist, In Charge	Warfield 5800
Ketchikan, Alaska	Fishery Products Laboratory Box 647	John A. Dassow, Chief	540
Seattle 2, Wash.	Fishery Technological Laboratory 2725 Montlake Boulevard	Maurice E. Stansby, Chief, Pacific Coast & Alaska Technological Research	East 0586



June 1951

REFRIGERATION: Freezing-Fish-At-Sea: In order to test on a commercial scale the freezing of round (whole) fish at sea for later defrosting, filleting, and re-freezing ashore, a surplus trawler, the M/V Delaware was obtained from another governmental agency. The Delaware was received in Boston in December 1950. During the past several months the vessel was overhauled, reconditioned, and outfitted. Fish-handling and refrigeration test equipment was installed, the captain and crew were recruited, and on June 19 the vessel left for its first or "shakedown" cruise to the Georges Banks fishing grounds. The Delaware returned to Boston on June 23.

Vessel and gear were in good order, and fish-handling and refrigeration equipment seemed to operate satisfactorily as far as could be determined. The Diesel generator, which furnished power for the foregoing equipment, did not operate satisfactorily and will be replaced before the next voyage is made. A number of other alterations and adjustments will also be necessary.

Approximately 6,000 pounds of fish were landed of which 1,000 pounds were frozen at sea for experimental use. (Boston)

Freezing and Storing Alaska Shrimp and Dungeness Crab: Frozen Alaska shrimp were examined after storage at 0° F. for seven months. The highest-quality pack was that in which raw shrimp tails were frozen in either sealed cans or as a glazed block, and their storage life was greater than 7 months at 0° F.

Coon-stripe (Pandalus hysinotus) and side-stripe (Pandalopsis dispar) shrimp which were precooked for 4 minutes, peeled, packaged in sealed cans, and frozen were rated unmarketable or on the borderline. Their storage life was less than 7 months at 0° F.

Examination of two packs of side-stripe shrimp which were precooked for 4 minutes, peeled, packaged and frozen in vacuum-sealed cans and in plastic-top cans showed that the vacuum pack was definitely superior in color and flavor. However, the vacuum-packed shrimp had a flat flavor and lacked a desirable crisp texture. The storage life of these shrimp was a little over 6 months at 0° F. (Ketchikan)

Studies on Methods of Handling Frozen Salmon for Canning: The second examination of canned, frozen sockeye salmon, prepared from salmon taken in Southeastern Alaska during the 1950 season, was carried out.

This examination reaffirmed the results reported earlier. Sockeye salmon frozen at -20° F. and stored at that temperature for 22 weeks prior to canning were not noticeably higher in quality than the same fish frozen at -20° F. and stored at 0° F. for 22 weeks. In both cases the quality was markedly reduced as compared to the fresh-canned fish. Excessive curd and toughening as well as a reduced amount of free oil and liquid and slight off-odor, color, and flavor were noticeable in both experimental packs. (Ketchikan)

ANALYSIS AND COMPOSITION: Vitamin Content, Particularly Vitamin B₁₂, of Fishery Byproducts: The chick-feeding test to determine the comparative nutritive value of the protein of fish meals has been completed. Growth data for only a few groups have been calculated so far. The chicks were all fed a mixture of cereal products containing 9.5 percent crude protein for an initial two-week period. After this the surviving birds were allotted into 16 groups and fed the same diet, except that three percent protein in the form of the test material was substituted for an equal weight of starch used in the negative basal diet. The test groups were fed these diets containing 12.5 percent crude protein for an additional three-week period. The chicks of the negative control group gained an average of 24.2 grams during the three-week period. Six out of 17 birds died. The chicks fed the soybean-oil-meal test diet gained an average of 80.9 grams each, and one chick died. Two groups were fed the same fish meal. The chicks of one group averaged 94.1 and the other 101.6 grams each and none died. There was considerable difficulty with cannibalism, otherwise the experimental method seemed to be very good. (College Park)



MOLDED CRAB SALAD



- | | |
|-----------------------------------|--|
| 1 POUND CRAB MEAT | $\frac{1}{2}$ CUPS HOT WATER |
| 1 CUP CELERY, DICED | $\frac{1}{4}$ CUP LEMON JUICE |
| $\frac{1}{2}$ CUP FRENCH DRESSING | $\frac{1}{2}$ TEASPOON SALT |
| 1 PACKAGE LEMON GELATIN | $\frac{1}{2}$ CUP MAYONNAISE OR SALAD DRESSING |

Remove any cartilage from the crab meat. Marinate crab meat and celery in French dressing while preparing gelatin. Dissolve gelatin in hot water. Add lemon juice and salt. Place about 1/2 of the gelatin mixture in a ring mold which has been rinsed in cold water. Chill until partially set. Arrange crab meat and celery over gelatin base and cover with remaining gelatin mixture. Chill until firm. Unmold on round chop platter and garnish with parsley or salad greens. Fill center with mayonnaise. Serves 6.

A Fish and Wildlife Service tested recipe. This is one in the series of recipes using fishery products tested and developed in the Service's test kitchens.



TRENDS AND DEVELOPMENTS

Additions to the Fleet of U. S. Fishing Vessels

First documents as fishing craft were received during April 1951 by 102 vessels of 5 net tons and over--5 less than in April 1950. Washington led with 25 vessels, followed by Alaska with 18, and California with 12 vessels.

A total of 244 vessels were documented for the first time as fishing vessels during the first four months of 1951, compared with 249 vessels for the same period during 1950.

Vessels Obtaining Their First Documents as Fishing Craft, April 1951					
Section	April		Four mos. ending with April		Total
	1951	1950	1951	1950	1950
	Number	Number	Number	Number	Number
New England	3	5	8	12	36
Middle Atlantic	2	7	15	12	45
Chesapeake Bay	2	8	6	22	81
South Atlantic	9	14	31	44	153
Gulf	21	16	68	49	167
Pacific Coast	43	27	81	66	231
Great Lakes	4	1	5	4	12
Alaska	18	29	29	40	83
Hawaii	-	-	1	-	4
Total	102	107	244	249	812

NOTE: VESSELS HAVE BEEN ASSIGNED TO THE VARIOUS SECTIONS ON THE BASIS OF THEIR HOME PORT.



Federal Purchases of Fishery Products

FRESH AND FROZEN FISH PURCHASES BY DEPARTMENT OF THE ARMY, MAY 1951: The Army Quartermaster Corps made purchases of 2,880,530 pounds of fresh and frozen fishery products for the military feeding of the U. S. Army, Navy, Marine Corps, and Air Forces during the month of May 1951 (see table). These purchases as

Purchases of Fresh and Frozen Fishery Products by Department of the Army (May and the First Five Months, 1951 and 1950)							
Q U A N T I T Y				V A L U E			
M a y		January-May		M a y		January-May	
1951	1950	1951	1950	1951	1950	1951	1950
lbs.	lbs.	lbs.	lbs.	\$	\$	\$	\$
2,880,530	1,270,467	11,527,766	4,832,873	1,120,427	439,998	4,737,372	2,062,398

compared with the previous month increased 5.5 percent in quantity, but declined .7 percent in value, probably because of larger purchases of less expensive fishery products. If the May 1951 purchases are considered with the corresponding month of the previous year, both the quantity and value increased by 126.7 percent and 154.6 percent, respectively.

A comparison of purchases for the first five months in 1950 and 1951 shows that in the latter year there was an increase of 138.5 percent in quantity and 129.7 percent in value.



Fishery Products Production in Consumer-Size Packages, 1950

A survey by the Service's Branch of Commercial Fisheries shows that 101 plants packed 42,655,000 pounds of the more important fish and shellfish (fillets, shrimp, scallops, and oysters) in consumer-size containers of a fixed weight in 1950 (see table). However, in addition to this amount there were small quantities of other types of fishery products and specialty products packaged which were not included in this survey.

Frozen Fishery Products Production in Consumer-Size Packages, 1950		
Item	Size of Package	Quantity
Fillets	1-lb.	26,740,000
	Other	190,000
	Total ...	26,930,000
Shrimp	12-oz.	7,800,000
	Other	3,260,000
	Total ...	11,060,000
Scallops	16-oz.	2,780,000
	Other	1,020,000
	Total ...	3,800,000
Oysters	12-oz.	655,000
	Other	210,000
	Total ...	865,000
Grand Total		42,655,000

During the past several years, production and sales of and interest in frozen fishery products in consumer-size packages of a fixed weight have increased considerably. Most of these products are being marketed in frozen food cabinets by chain and independent grocery and food stores.

For the purpose of this survey, only frozen fish fillets, shrimp, scallops, and oysters packed in fixed-weight packages of two pounds or less were included. Breaded, cooked, and other prepared fishery products meeting these criteria were also included.

Market trends indicate that the production of frozen fishery products in consumer-size packages will increase considerably, and the Branch of Commercial Fisheries estimates that in 1951 production of the following products in fixed-weight consumer-size containers will amount to: fillets, 32,250,000 pounds; shrimp, 15,000,000 pounds; scallops, 4,400,000 pounds; and oysters, 1,050,000 pounds. This 1951 estimate includes some potential new packers.



Gulf Exploratory Fishery Program

RED SNAPPER FISHING GEAR TESTED BY "OREGON" (Cruise No. 9): Testing red snapper fishing gear, particularly traps, was the main purpose of the Oregon's Cruise No. 9. This vessel of the Service's Branch of Commercial Fisheries, which is carry-

ing on fishery explorations in the Gulf of Mexico, left Pascagoula on May 23 and returned on June 8. A few exploratory shrimp trawl drags were made at the beginning and at the end of this cruise.

Exploratory drags for shrimp were made on May 23 southeast of Pensacola in depths up to 64 fathoms. On May 27 work was continued west of the mouth of the Mississippi River off the coast of Louisiana. Here fishing was carried on for red snappers using hand lines, electric reels, and traps (see table).

Hand-Line Fishing Locations for Red Snapper					
Station or Reference No.	Date 1951	Latitude North	Longitude West	Depth in Fathoms	Remarks
359	5/26	29°12'	88°35.5'	32	Average weight 2.1 lbs. Fishing light.
361	5/27	29°21.5'	88°04.5'	48	Average weight 8.4 lbs. Fishing poor.
362	5/27	28°38'	89°33.5'	33	Average weight 2.6 lbs. Fishing fair.
364	5/28	28°39.7'	89°49.5'	48	Average weight 4.3 lbs. Fishing fair.
366	5/29	27°56'	91°29'	45	Average weight 8 lbs. Fishing light.
368	5/30	27°59'	91°39'	34	Average weight 5.1 lbs. Fishing poor.
370	5/30	28°00.5'	91°45.5'	48	Average weight 4.3 lbs. Fishing poor.
373	5/31	27°57'	92°00'	32	Average weight 4 lbs. Fishing light.
377	6/1	28°02'	92°29'	49	Average weight 3 lbs. Fishing light.

The small population of very large brown-grooved shrimp (*Peneus aztecus*) reported in early May (report of cruise 8), southeast of Pensacola in 52 to 68 fathoms, was located again during the last week of May but in much reduced numbers. This time also no brown shrimp at all were found in 30 to 50 fathoms east of Pensacola. However, during the last week of May a scattering of very large brown shrimp, some individual shrimp weighing as much as 5½ ounces, were included in the landings at Biloxi. These were said to have been taken in about 30 fathoms. Since brown shrimp so large as these have not previously been noted in appreciable numbers in the north Gulf, comparisons with catches in previous years cannot be made. These shrimp are probably of commercial interest only as a spawning stock.

Thirty trap sets were made for red snappers west of the Mississippi. Considerable difficulty was encountered in finding good spots where current and bottom conditions permitted traps to be set at all. Only ten of the sets caught snappers and in each instance the rate of capture was very low in comparison with hand-line fishing in the same area. Haphazard sets placed only in the general vicinity of snapper bottom made no catches.

Electric reels were used with considerable success in hand-line fishing for red snapper. The heaviest fish taken on a reel was a 114-pound warsaw (jewfish).



Maryland to Study St. Mary's River Oyster Seed Area

Scientists of the Chesapeake Biological Laboratory and of the Chesapeake Bay Institute are planning to make an intensive joint study of the St. Mary's River during the oyster-spawning and setting season this summer, according to an oyster biologist of the Maryland Department of Research and Education at Solomons.

The river has long been noted for its ability to produce high sets of spat or young oysters. In recent years, the State has put this characteristic to practical use through the planting of clean shells on the bottom in order to provide suitable surfaces for the attachment of young oysters. The reasons for this local high rate of setting are not thoroughly understood. A more complete knowledge of the factors which bring it about would be of great value in locating or developing other good seed areas.

It is planned to make observations of the currents, temperatures, salinity, turbidity, chemistry, food production, and other characteristics of the water at frequent intervals at numerous locations. The time and intensity of oyster setting will be determined by exposing clean test shells in small wire bags at periodic intervals. The distribution and abundance of oyster larvae (early swimming stages) will be studied by passing measured quantities of water through fine silk nets.


Data of this nature, added to that obtained from the James River study, should help establish many of the necessary factors which are needed to produce a good set of young oysters. Biologists of the Virginia Fisheries Laboratory and of the Fish and Wildlife Service will help in planning and supplementing certain phases of the project.



Michigan Great Lakes Fishermen Permitted to Fish for Sturgeon

For the first time in nearly 22 years, Michigan Great Lakes commercial fishermen may legally take sturgeon as the result of the Governor's approval of Act 194 of the public acts of 1951, the Michigan Department of Conservation reported in a June news release. The Department points out that the law permitting the taking of 42-inch or longer sturgeon was given immediate effect.

Repeal of the closed season was recommended since it had no apparent effect on building up the low sturgeon population--and so the State law would conform with that of Ontario.



LAKE STURGEON (ACIPENSER RUBICUNDUS)

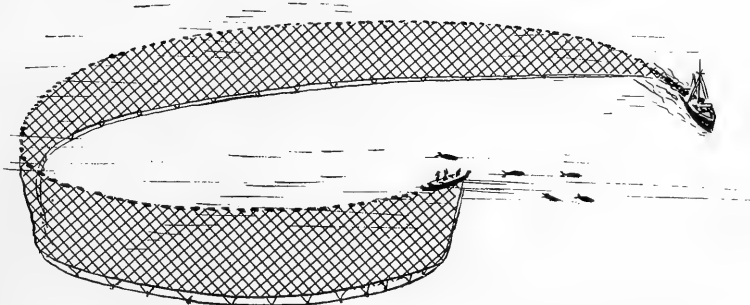
The sturgeon, a slow-growing fish, will be taken incidentally to other fishing by commercial crews. Roe or caviar, taken from females, greatly adds to the value of the fish.

The annual catch amounted to over one million pounds before the turn of the century. In 1928, the last open season, the catch dwindled to 1,688 pounds, with Lake Michigan accounting for all except 15 pounds of the total.




New England Tuna Explorations

"WESTERN EXPLORER" SIGHTS TUNA ON FIRST CRUISE: Since reports were received from mackerel seiners that tuna had been sighted off Cape Ann, the Western Explorer searched for bluefin tuna between Cape Ann and Cape Elizabeth on its first cruise. The vessel, which is searching for untapped resources of bluefin tuna in waters off the shores of Maine and Massachusetts, left East Boston on June 23 and returned on July 2.



TYPICAL WEST COAST-TYPE TUNA PURSE-SEINE OPERATION BEING USED BY WESTERN EXPLORER IN ORDER TO DETERMINE WHETHER IT IS FEASIBLE TO CATCH BLUEFIN TUNA BY THIS METHOD IN NEW ENGLAND WATERS.

BLUEFIN TUNA (THUNNUS THYNNUS)



Unfavorable weather conditions were encountered by this exploratory vessel of the Service's Branch of Commercial Fisheries during the first few days of the cruise. Poor visibility and easterly winds ranging from force 4 to 5 (moderate to brisk breeze) with accompanying surface chop made it difficult to spot surfacing fish.

On June 28, the weather improved and the vessel sighted school tuna inside Boon Island. However, the fish were in 12 fathoms of water and it was deemed inadvisable to set the vessel's seine, which measures 34 fathoms in the deepest section. The following morning a large school of tuna were sighted southeast of Boon Island in about 18 fathoms of water, but this was still too shallow for a set.

A school of small tuna were sighted southeast of Boon Island Buoy in 34 fathoms of water late in the afternoon of June 30. Although a set was made, the school escaped from the seine before it could be pursed. The fish passed between the end of the seine and the boat. About 10 bushels of squid, on which the tuna had evidently been feeding, remained in the seine after pursing.

* * * * *

"WESTERN EXPLORER" LANDS FIRST CATCH OF BLUEFIN TUNA AT GLOUCESTER: The Service's New England exploratory vessel, Western Explorer, larded after eight days at sea a catch of 11 tons of bluefin tuna at Gloucester, Massachusetts, on July 14. Taken on the vessel's second trip in two sets of a West Coast-type purse seine, these tuna ranged in size from 25 to 50 pounds. Since the fish averaged about 35 pounds each, they were an ideal size for seining and canning. The Western Explorer is conducting tuna explorations in New England waters for a period of four months in an attempt to locate commercial concentrations of bluefin tuna and to determine their pattern of abundance, and potential quantities for commercial use.

The two successful sets made on this second cruise were in the vicinity of Provincetown. Eight tons were taken in the first set in 18 fathoms of water. The second set was made in 15 fathoms and, although the net was "hung-up" in mud bottom for several hours, approximately three tons of tuna were captured. Several other schools of small tuna were seen in the Provincetown area and the net was damaged slightly in attempting to make another set in shallow waters. Many small schools, containing about a dozen tuna, were sighted between Cape Cod and southern Maine.

Because the majority of tuna seen were in relatively shallow water, the seine, which is now 34 fathoms deep, is being cut down in depth before the vessel returns to the fishing grounds.



North Pacific Exploratory Fishery Program

FIRST ALBACORE GILL-NETTED BY "JOHN N. COBB:" The first albacore of this season were taken in gill nets by the John N. Cobb, the exploratory fishing vessel of the Service's Branch of Commercial Fisheries. The vessel left Seattle on June 11 to attempt to intercept the tuna while they are still in the offshore waters of the states of Washington and Oregon, and to trace the speed and direction of their movements. This season's first albacore were caught on July 14 by the John N. Cobb 95 miles west of the Siuslaw River on the central Oregon coast.

On this cruise, the vessel through mid-July fished continuously an area ranging up to 500 miles offshore from the coast lines of Oregon and Washington. Since

beginning this year's exploration, the operations of the vessel have been seriously hampered by strong northerly winds from 30 to 50 miles per hour which prevailed off the Northwest coast. Conventional trolling gear failed to take any albacore by July 14 when the gill-net catch was made.

For the first two weeks in July, the vessel fished off Oregon in waters with surface temperatures between 58° and 60° F., but because of the strong winds, fishing efforts were mostly restricted to unsuccessful surface trolling with jigs. Gill nets and long lines will be tested extensively as soon as the weather permits.

The John N. Cobb was engaged on a similar exploration in the 1950 season, and last year caught the first tuna on June 18, approximately 480 miles west of Cape Blanco, Oregon.



Ship Worms Being Studied by Maryland Biologists

Ship worms, long bivalve mollusks that cause great destruction by boring into timbers of wharves and hulls of wooden ships, are being scrutinized carefully by biologists at the Maryland Department of Research and Education at Solomons.

Investigations to determine at which times larval ship worms, which are free-living and not settled like their parents, attach themselves to bottoms of ships and other objects are being conducted by the Director of the Chesapeake Biological Laboratory. If more information is known about this phase of ship-worm life, boat owners can be warned when to remove their boats from the water, or when to paint them with antifouling paints to prevent attack.

In addition to ascertaining the seasonal activity of ship worms, Dr. R. V. Truitt, the Director, is determining:

1. Kinds found in Chesapeake Bay;
2. Rate of growth of each important species;
3. Where they strike in regard to the salinity and depth of the water.

The shells of ship worms are about one-half inch long, but the soft parts of the body outside the shell may be from six to twelve inches. When full grown, a ship worm occupies the tunnel it has excavated in timber, lining it with a shelly substance. One female ship worm can produce millions of eggs, from which the microscopic free-swimming larvae are hatched. After a week or two, when the larva is about the size of a pinhead, it settles on the surface of a submerged timber and bores a tiny hole just large enough to admit its body. Thereafter, it continues to bore, enlarging the hole as its body grows in length and diameter, keeping in contact with the outside of its tunnel by means of its delicate, threadlike siphon.

The ship worm's method of tunneling into timbers is almost entirely a chemical process. The Director declared that "Wood is practically digested away from the point at which the worm burrows. This is accomplished by the action of an enzyme or soluble ferment that splits cellulose, the basic material in the makeup of wood structure, into material that can be partially digested. Actually, ship worms have no teeth, screwdriver-like borers, or other devices for drilling or piercing wood."

Twelve stations have been established in various ranges of salinities throughout Chesapeake Bay. A monthly collecting panel is made up of 12 boards and a control supported on a metal bar and suspended vertically in the water. They are tagged with metal numbered tags as they are removed from the water each month. Each month one board and the control board is removed, and during each following month consecutive boards are removed and replaced. In this way the rate of growth of borers over a given period can be obtained from boards removed each month. By removing the control board each month, information on the breeding season can be obtained.

Dr. Truit recently pointed out that despite its abundance and extreme destructive nature, "ship worms and their activities are little known. Our work may provide a key to the ultimate control of this pest."



U. S. Pack of Canned Clams and Clam Products, 1950

Canned clams and clam products packed in the United States during 1950 amounted to 1,518,719 standard cases, valued at \$10,839,889 to the canners (table 1). This was an increase of 332,659 standard cases and \$2,060,871 as compared with the previous year's production.

Species and State	No. of Plants	Whole and Minced			Chowder, Juice, Broth, & Nectar			T o t a l	
		Quantity Std. Cases ¹	Total Value	Avg. Price Per Std. Case ¹	Quantity Std. Cases ¹	Total Value	Avg. Price Per Std. Case ¹	Quantity Std. Cases ¹	Total Value
Soft Clams:									
Maine	9	200,889	1,618,535	8.06	202,464	1,128,295	5.57	403,353	2,746,831
Razor Clams:									
Washington	3	1,199	35,402	29.53	-	-	-	1,199	35,402
Oregon	2								
Alaska	16	45,955	828,675	18.03	-	-	-	45,955	828,675
Total razor clams ..	21	47,154	864,077	18.38	-	-	-	47,154	864,077
Hard Clams:									
Rhode Island	1								
New York	3	75,573	719,521	9.52	79,083	374,531	4.39	154,656	1,094,052
New Jersey	4								
Pennsylvania	1	67,099	765,874	11.41	785,735	4,944,045	6.28	853,834	5,709,919
Maryland	2								
Washington	6	55,161	407,126	7.38	3,943	11,079	2.81	59,104	418,205
California	2	618	6,805	11.01	-	-	-	618	6,805
Alaska	2								
Total hard clams ...	21	198,451	1,899,326	9.57	869,761	5,323,655	6.13	1,068,212	7,228,981
Grand total	48 ²	446,494	4,361,938	9.81	1,072,225	6,457,951	6.02	1,518,719	10,839,889

¹ CASES OF VARIOUS SIZES CONVERTED TO THE EQUIVALENT OF 48 NO. 1 CANS, EACH CAN OF WHOLE AND MINCED CLAMS CONTAINING 5 OUNCES OF MEAT, DRAINED WEIGHT; AND EACH CAN OF CHOWDER, JUICE, BROTH, AND NECTAR, 10 OUNCES GROSS CONTENT.

² INCLUDES THE PACK OF SURF CLAM IN NEW YORK AND NEW JERSEY; PISMO CLAMS IN CALIFORNIA; COCKLES IN ALASKA.

³ EXCLUSIVE OF DUPLICATION.

Compared with 1949, the 1950 pack of whole and minced clams was 50 percent greater; and the chowder, juice, broth and nectar production increased by 21 percent.

The canned whole and minced clam over-all standard case average price dropped from \$10.75 per case in 1949 to \$9.81 in 1950. Individual price advances were noted for razor clams in the states of Washington and Oregon, but the price of canned soft and hard clams in the important producing regions of Maine and other New England and Middle Atlantic States in 1950 dropped.

Average standard case prices for canned clam chowder, juice, broth, and nectar during 1950 were slightly lower than in 1949.

The general decline in the prices of these canned products is attributed to the considerable increase in pack that took place in 1950.

Table 2 - Pack of Canned Clams and Clam Products, 1941-50
(Quantity in Standard Cases¹ and Value to Cannery)

Year	Whole and Minced			Chowder, Juice, Broth, and Nectar	Total	
	Soft Clams ² Std. Cases	Hard Clams Std. Cases	Razor Clams Std. Cases		Quantity Std. Cases	Value \$
1950	200,889	198,451	47,154	1,072,225	1,518,719	10,839,889
1949	155,129	101,191	41,657	888,083	1,186,060	8,779,018
1948	107,177	29,085	36,932	1,006,580	1,179,774	8,329,639
1947	33,968	24,852	47,406	1,151,424	1,257,650	8,642,235
1946	167,987	108,638	79,394	1,171,770	1,527,789	11,145,047
1945	64,425	238,475	63,703	533,429	900,032	7,391,098
1944	72,434	71,771	40,450	363,041	547,696	3,820,612
1943	47,746	28,344	40,340	348,364	464,794	2,802,420
1942	72,499	30,515	40,104	639,484	782,602	3,791,058
1941	97,460	32,303	40,192	757,388	927,343	3,711,029

¹/CASES OF VARIOUS SIZES CONVERTED TO THE EQUIVALENT OF 48 NO. 1 CANS, EACH CAN OF WHOLE OR MINCED CLAMS CONTAINING 5 OUNCES OF MEAT, DRAINED WEIGHT; AND EACH CAN OF CHOWDER, JUICE, BROTH, AND NECTAR, 10 OUNCES GROSS CONTENT.

²/PRODUCTION OF CANNED SURF CLAMS IN MAINE HAS BEEN INCLUDED WITH THE PACK OF SOFT CLAMS.



U. S. Pack of Canned Groundfish Flakes, 1950

Pack of Canned Groundfish Flakes, 1940-50
(Quantity in Std. Cases¹ & Value to the Cannery)

Year	Quantity, Std. Cases	Total	Avg. Price
		Value	Per Std. Case ¹
1950	18,490	\$289,630	15.66
1949	32,365	506,224	15.64
1948	35,014	548,113	15.65
1947	18,560	303,831	16.37
1946	151,886	2,107,446	13.88
1945	157,135	2,332,176	14.84
1944	92,950	1,318,167	14.18
1943	33,318	497,815	14.94
1942	83,729	1,011,382	12.08
1941	34,661	371,699	10.72
1940	32,477	345,938	10.65

¹/CASES OF VARIOUS SIZES CONVERTED TO THE EQUIVALENT OF 48 CANS TO THE CASE, EACH CAN CONTAINING 14 OUNCES OF FISH.

The 1950 pack of canned groundfish flakes amounted to 18,490 standard cases, valued at \$289,630 to the packers. This was a decrease of 42.9 percent in volume and 42.8 percent in value, compared with 1949. Groundfish flakes were canned in 5 plants in Maine and 1 in Massachusetts. The canner's average price per standard case was \$15.66, an increase of only 2 cents as compared with the previous year, and the highest price on record was paid in 1947--\$16.37 per standard case.

Production of canned groundfish flakes in 1950 was the lowest during the past eleven years. The next lowest production during this period was in 1949 when 18,560 standard cases were packed (see table).



U. S. Pack of Canned Mackerel, 1950

Canned mackerel (including jack mackerel) packed in the United States during 1950 amounted to 1,457,048 standard cases, valued at \$7,491,816 to the canners (table 1). Compared with the previous year, this was an increase of 39 percent in quantity and 9 percent in value. California packed 52 percent more than in 1949, but the Atlantic Coast States canned 52 percent less.

State	Quantity	Total	Avg. Price	Can and Case Size	Quantity	Total	Avg. Price
	Std. Cases ^{2/}	Value	Per Std. Case		Actual Cases	Value	Per Case
Massachusetts	36,673	319,617	8.67	15 oz. net, tall (48 cans)	1,406,267	7,062,777	5.02
Maine and Maryland	26,683	212,583	7.97	15 oz. net, oval (48 cans)	27,267	220,762	8.10
Total	63,556	532,200	8.37	14 oz. net (24 cans)	39,633	141,428	3.57
California	1,393,492	6,959,616	4.99	Other sizes (converted to standard cases)	5,018	66,849	13.32
Grand total ...	1,457,048	7,491,816	5.14	Total	1,478,165	7,491,816	-

^{1/} INCLUDES PACK OF JACK MACKEREL IN CALIFORNIA.
^{2/} STANDARD CASES REPRESENT CASES OF VARIOUS SIZES CONVERTED TO THE EQUIVALENT OF 48 1-POUND CANS TO THE CASE, EACH CAN CONTAINING 15 OUNCES OF FISH.

Mackerel were canned in 42 plants in California, 4 in Massachusetts, 10 in Maine, and 1 in Maryland.

The over-all price per standard case to the canner dropped from \$6.52 in 1949 to \$5.14 in 1950, mainly due to the larger pack and lower price for the California pack.

The average price of \$4.99 per standard case in 1950 for the California pack was considerably below the 1949 average price of \$6.29. The 1950 average for the California pack was the lowest since 1942 when the average price reported was \$4.87 (table 2). On the other hand, because of a drop in production the Atlantic Coast States pack in 1950 averaged \$8.37 per standard case, compared to \$8.13 in 1949.

Year	California			Atlantic Coast			Total		
	Quantity	Total Value	Avg. Price Per Std. Case	Quantity	Total Value	Avg. Price Per Std. Case	Quantity	Total Value	Avg. Price Per Std. Case
1950	1,393,492	6,959,616	4.99	63,556	532,200	8.37	1,457,048	7,491,816	5.14
1949	916,810	5,766,415	6.29	133,117	1,082,315	8.13	1,049,927	6,848,930	6.52
1948	1,018,973	7,541,931	7.40	262,219	2,308,903	8.81	1,281,192	9,850,834	7.69
1947	1,477,198	12,571,059	8.51	277,752	2,447,574	8.81	1,754,950	15,018,633	8.56
1946	723,688	5,599,894	7.74	238,462	1,975,397	8.28	962,150	7,575,291	7.87
1945	638,191	3,590,614	5.63	54,557	456,077	8.36	692,748	4,046,691	5.84
1944	992,280	5,096,749	5.14	232,780	1,937,248	8.32	1,225,060	7,033,997	5.74
1943	851,660	4,379,996	5.27	105,591	891,207	8.44	937,251	5,271,203	5.62
1942	616,456	3,000,604	4.87	104,753	692,478	6.61	721,189	3,693,082	5.12
1941	843,719	2,947,233	3.49	91,282	556,485	6.10	935,001	3,503,718	3.75
1940	1,400,016	3,986,695	2.85	21,878	114,674	5.24	1,421,894	4,101,369	2.88

^{1/} STANDARD CASES REPRESENT CASES OF VARIOUS SIZES CONVERTED TO THE EQUIVALENT OF 48 1-POUND CANS TO THE CASE, EACH CAN CONTAINING 15 OUNCES OF FISH.



U. S. Pack of Canned Shad, 1950

Canned shad packed in 1950 in the United States amounted to 14,049 standard cases, valued at \$89,851 to the canners (table 1). This was an increase of 2 percent in volume, but a decrease of 15 percent in value as compared with the previous year. The entire pack was canned on the Pacific coast, principally in the Columbia River district of Oregon. The Pacific coast pack was slightly larger than in the previous year. Shad were canned in 4 plants in Oregon and 2 plants in California. Atlantic coast canners failed to pack shad for the first time since 1940.

State	Quantity	Total Value	Avg. Price Per Std. Case	Can and Case Size	Quantity	Total Value	Avg. Price Per Case
	Std. Cases	\$	\$		Actual Cases	\$	\$
Oregon and California	14,049	89,851	6.40	15 oz. net (48 cans)	11,646	65,821	5.65
				8 oz. net (48 cans)	4,806	24,030	5.00
				Total	16,452	89,851	-

^{1/}DOES NOT INCLUDE SMOKED SHAD.
^{2/}CASES OF VARIOUS SIZES CONVERTED TO THE UNIFORM BASIS OF 48 NO. 1 TALL CANS TO THE CASE, EACH CAN CONTAINING 15 OUNCES OF FISH.

For the Pacific Coast pack, the canners' average price per standard case in 1950 was \$6.40, compared with \$7.41 in 1949 and \$9.25 in 1948 (table 2).

Year	Pacific Coast			Atlantic Coast			Total		
	Quantity	Total Value	Avg. Price Per Std. Case ^{3/}	Quantity	Total Value	Avg. Price Per Std. Case ^{3/}	Quantity	Total Value	Avg. Price Per Std. Case ^{3/}
	Std. Cases	\$	\$	Std. Cases	\$	\$	Std. Cases	\$	\$
1950	14,049	89,851	6.40	-	-	-	14,049	89,851	6.40
1949	12,984	96,194	7.41	851	10,000	11.75	13,835	106,194	7.68
1948	11,908	110,196	9.25	2,865	26,655	9.30	14,773	136,851	9.26
1947	18,808	169,777	9.03	3,910	29,496	7.54	22,718	199,273	8.77
1946	3/	3/	-	24,403	224,387	9.20	24,403	224,387	9.20
1945	4,983	110,210	22.11	17,345	182,554	10.52	22,328	292,764	13.11
1944	17,820	103,003	5.78	23,548	243,239	10.33	41,368	346,242	8.37
1943	14,171	78,762	5.56	3,860	48,618	12.60	18,031	127,380	7.06
1942	28,693	156,077	5.44	7,764	80,123	10.32	36,457	236,200	6.48
1941	3,637	16,221	4.46	926	14,226	15.36	4,563	30,447	6.67
1940	18,421	54,108	2.94	234	2,999	12.82	18,655	57,107	3.06

^{1/}DOES NOT INCLUDE SMOKED SHAD.
^{2/}CASES OF VARIOUS SIZES CONVERTED TO THE UNIFORM BASIS OF 48 NO. 1 TALL CANS TO THE CASE, EACH CAN CONTAINING 15 OUNCES OF FISH.
^{3/}A SMALL PACK OF SHAD ON THE PACIFIC COAST HAS BEEN INCLUDED WITH THE ATLANTIC COAST PRODUCTION.



U. S. and Alaska Pack of Canned Salmon, 1950

Canned salmon packed in the Pacific Coast States and Alaska in 1950 amounted to 4,274,462 standard cases, valued at \$108,590,571 to the canners. Compared with 1949, this was a decrease of 23 percent in quantity, but an increase of 5 percent in value. The Alaskan production accounted for 77 percent of the total 1950 pack. Canned pink salmon was only 34 percent of the 1949 production due to a combination of poor runs in Southwestern Alaska and the fact that practically no pink salmon are caught in Puget Sound during the even-numbered years.

Species	Alaska			Pacific Coast States			Total		
	Std. Cases ¹	Total Value	Avg. Price Per Std. Case	Std. Cases ¹	Total Value	Avg. Price Per Std. Case	Std. Cases ¹	Total Value	Avg. Price Per Std. Case
Chinook or king ...	54,055	\$ 1,542,709	\$28.54	151,928	\$ 5,382,920	\$35.43	205,981	\$ 6,925,529	\$33.62
Chum or keta	777,779	15,212,302	19.56	539,382	11,860,800	22.85	1,317,161	26,473,102	20.09
Pink	1,095,534	25,463,330	23.43	2,277	61,855	27.17	1,097,811	25,725,185	23.43
Red or sockeye	1,150,508	33,845,862	29.34	136,741	5,308,048	38.82	1,287,249	39,153,910	30.35
Silver or coho	191,501	5,131,854	26.80	160,625	4,812,707	29.96	352,126	9,944,541	28.24
Steelhead	268	7,474	27.89	10,266	350,830	35.15	10,534	368,304	34.96
Total	3,272,643	\$1,403,511	24.87	1,001,819	\$7,187,060	27.14	4,274,462	\$10,590,571	25.40

¹CASES OF VARIOUS SIZES CONVERTED TO THE EQUIVALENT OF 48 ONE-POUND CANS, EACH CONTAINING 16 OUNCES.

Salmon were canned at 31 plants in Washington, 13 in Oregon, 1 in California, and about 115 (operated by 91 firms) in Alaska.

Year	Alaska		Pacific Coast States		Total	
	Std. Cases ¹	Total Value	Std. Cases ¹	Total Value	Std. Cases ¹	Total Value
1950	3,272,643	\$81,403,511	1,001,819	\$27,187,060	4,274,462	\$108,590,571
1949	4,391,591	81,263,168	1,133,325	22,167,812	5,524,916	103,430,980
1948	4,014,891	96,528,730	810,075	24,008,466	4,824,966	120,537,196
1947	4,312,172	88,666,301	1,329,226	31,969,154	5,641,398	120,635,455
1946	3,949,878	53,157,194	560,289	17,003,459	4,510,167	70,160,653
1945	4,350,471	44,644,303	557,769	7,942,102	4,908,240	52,586,405
1944	4,893,059	51,196,140	245,588	5,187,136	5,138,647	56,383,276
1943	5,428,318	57,824,267	275,889	5,110,847	5,704,207	62,935,114
1942	5,075,974	48,300,209	759,032	13,673,968	5,835,006	61,974,177
1941	6,932,040	56,217,601	899,589	11,199,317	7,831,629	67,416,918

¹CASES OF VARIOUS SIZES CONVERTED TO THE EQUIVALENT OF 48 ONE-POUND CANS, EACH CONTAINING 16 OUNCES.

Canned salmon prices during 1950 were higher than prevailing prices for 1949 (see table 3). Without exception, there was an increase in the average price per standard case for each species with the highest increases for pink and silver or coho salmon. The 1950 average price for all salmon species canned in the U. S. and Alaska was \$25.40, some \$6.78 above the 1949 average price per standard case.

Item	Chinook or King	Chum or Keta	Pink	Red or Sockeye	Silver or Coho	Steelhead	All Species
 (Price per Standard Case ¹)						
Alaska:							
1950	28.54	19.56	23.43	29.34	26.80	27.89	24.87
1949	25.17	15.17	16.00	26.36	20.82	14.00	18.50
Pacific Coast States:							
1950	35.43	20.85	27.17	38.82	29.96	35.15	27.14
1949	28.75	14.53	15.94	31.72	22.83	27.43	19.56
Total U. S. & Alaska:							
1950	33.62	20.09	23.43	30.35	28.24	34.96	25.40
1949	27.88	14.97	15.99	26.90	21.44	27.35	18.72

¹CASES OF VARIOUS SIZES CONVERTED TO THE EQUIVALENT OF 48 ONE-POUND CANS, EACH CONTAINING 16 OUNCES.

NOTE: SEE COMMERCIAL FISHERIES REVIEW, AUGUST 1950, PP. 24-5.



Trade Agreements

BENELUX, CANADA, FRANCE, AND DOMINICAN REPUBLIC SIGN TORQUAY PROTOCOL: As a result of Benelux, Canada, France, and the Dominican Republic signing the Torquay Protocol, the President signed on June 2, 1951, a proclamation to give effect to the United States concessions negotiated at Torquay with those countries and also sent a letter to the Secretary of Treasury identifying concessions in Schedule XX (U.S.) to the Torquay Protocol to be put into effect on June 6. The following changes in tariff rates on fishery and certain chemical items of the United States tariff thereby result:

Sodium Alginate, reduced from 20% to 12½%.

Drugs of animal origin: Fish oils, n.e.s. (include principally fish viscera oils) a reduction in the Internal Revenue Tax from 1 4/5 cents to 1½ cents per pound. The duty will remain at 5%.

Halibut-liver oil, reduced from 10% to 5%.

Drugs of animal origin, n.e.s. (include principally concentrated shark-liver, whale-liver, and hake-liver oils) bound at 5%.

Logwood extract, reduced from 10% to 7½%.

Seal oil, Internal Revenue Tax reduced from 2.7 cents to 1½ cents per pound. The duty will remain at 3 cents per gallon.

Marine animal and fish oils, n.s.p.f. (covers miscellaneous marine-animal and fish body and liver oils, not specifically provided for, such as salmon, mackerel, tuna, swordfish, redfish, and hake oils), reduced from 20 percent plus 3 cents per pound Internal Revenue Tax to 10 percent plus 1½ cents per pound.

Fresh mackerel, reduced from 3/4 cent to ½ cent per pound.

Concurrent with the United States giving effect to concessions in its tariffs on June 6, the protocol provides that Benelux, Canada, France, and the Dominican Republic will give effect to any of their concessions to the United States and to the other countries with which they negotiated who have signed the protocol.

CANADA: United States negotiations with Canada resulted in the following concessions in Canadian import duties on fishery products effective June 6:

Fresh herring, bound free.

Canned salmon, reduced from 27½% to 15%. The British Preferential rate was also eliminated.

Fresh and frozen shrimp, reduced from 20% to 12½%. The British Preferential rate was also eliminated.

Canned salmon, reduced from 25% to 15%.

Pickled or salted herring (including sprats, pilchards, anchovies):

Those in containers, not airtight, weighing with contents, not more than 15 pounds each, reduced from 15% to 12½%.

Those in containers, weighing with contents, more than 15 pounds each and containing each not more than 10 pounds of herring, reduced from ½ cent per pound to 3/8 cents per pound net weight.

Canned razor clams, reduced from 10% to 7½%.

Clam chowder, clam juice, and clam juice in combination with other substances, reduced from 35% to 17½%.

Caviar and other fish roe (except sturgeon), not boiled or net packed in airtight containers, reduced from 10 cents to 5 cents per pound.

Fatty acids, derived from animal or fish oils or animal fats and greases, n.e.s., reduced from 15% to 10%.

Fish oils, n.e.s. (no imports under this item in 1950) Bound free and Internal Revenue Tax reduced from 1 4/5 cents to 1½ cents per pound.

Menhaden oil, reduced from 20% to 17½%.

All other articles, the produce of the fisheries, not enumerated in the tariff reduced from 20% to 17½%.

Canada, in its negotiations with other countries, agreed to reductions or bindings in other fishery items of their tariff. These may be brought into effect thirty days following signature by the contracting party or parties concerned. Effective dates will vary according to the time of signature by the other contracting party in each case:

Crabs, in sealed containers, reduced from 40% to 30%.

Fish, preserved in oil, n.o.p., reduced from 25% to 20%.

Bonito, preserved in oil, reduced from 25% to 17½%.

Salt for use of the sea or gulf fisheries, bound free.

Fish hooks, for deep-sea or lake fishing, not smaller in size than number 2.0, not to include fish hooks used for sportsman's purposes, bound free.

BENELUX: In negotiations with the United States, the Netherlands bound the 20% duty on yarns for fish nets imported into Surinam.

Negotiations with countries other than the United States resulted in a binding free of mother-of-pearl and other shells, raw, and if simply cut up, split, or stretched, but not worked.

FRANCE: France, in negotiations with countries other than the United States, made several modifications in its tariff on fishery items. Of these, the following are considered significant to United States fishery interests.

Canned salmon, reduced from 25% to 20%, in agreement with Canada, therefore, scheduled effective date was June 6.

Seal skins and skins of other sea mammals, further processed than tanned, 8%.

Salted, dried or smoked herring, set rate of 20% for Guadeloupe, Martinique, Reunion, French Guiana.

Codfish, including klipfish and halibut, in fillets, set rate of 10% for Martinique.

DOMINICAN REPUBLIC: The Dominican Republic agreed to the following concessions in its tariffs as a result of negotiations with other countries. These are scheduled to become effective thirty days following signature of the country with which the item was negotiated. All except the last item were negotiated with Canada, and all scheduled to be effective as of June 6.

Smoked herring and alewives were reduced from .0225 pesos to .02 pesos per net kilogram.

Salted or dry codfish, pollock, hake, cusk and haddock reduced from .0025 pesos to .02 pesos per net kilogram.

Herring, mackerel, and alewives in brine, reduced from .015 pesos to .01 pesos per gross kilogram.

Canned sardines, whether or not in oil, were reduced from 1.15 pesos to .12 pesos per net kilogram.

Other preserved fish, not otherwise listed in tariff, .20 pesos per net kilogram.

* * * * *

EFFECT ON FISHERY PRODUCTS OF SIGNATURE OF TORQUAY AGREEMENT BY SWEDEN AND CZECHOSLOVAKIA: Concessions in tariff rates on certain fishery products imported into Sweden and Czechoslovakia are provided for in the terms of the Torquay Protocol to the General Agreement on Tariffs and Trade signed by Sweden on June 7 and by Czechoslovakia on June 8, 1951.

The Protocol provides that these countries shall put into effect the thirtieth day following signature by the contracting parties concerned, tariff concessions negotiated at Torquay.

No changes in the United States tariff for fishery items will result from this action. Concessions granted by Sweden and Czechoslovakia to other countries will modify certain of their import duties on fishery products and, under provisions of the most-favored-nation clause of the Agreement, be applicable to those products imported from the United States.

Sweden reduced its rate of duty on canned salmon from 75 krona to 50 krona (from US\$14.50 to US\$9.66) per 100 kilograms in negotiations with Canada. Since both Canada and the United States have signed the Protocol, this rate is scheduled to become effective July 7, and will apply equally to canned salmon from either of these countries. Sweden also bound free its rate on salted, sweetened, or smoked cod roe in barrels.

Czechoslovakia granted a reduced rate of 400 kcs. per 100 kilograms on herring, mackerel, sprats, and tunny fish, in tomato sauce, preserved in tins, bottles, and similar containers, hermetically sealed. This will have little effect on the domestic industry since there is a minimum of trade in fishery products with Czechoslovakia.

* * * * *

RENEGOTIATION OF VENEZUELAN TRADE AGREEMENT: The United States and Venezuelan Governments have announced their intentions to renegotiate the Trade Agreement of November 6, 1939, now existing between the two countries.^{1/} (Views of the fishing and allied industries may be presented concerning concessions in the Venezuelan tariff that should be sought or Venezuelan trade restrictions which might be considered for negotiation as well as on any United States concession which may be listed for consideration).

Under the present trade agreement, preferential rates are given to Venezuelan imports of certain fishery products from the United States. Frozen and canned salmon are dutiable at the rate of .90 bolivar per gross kilogram (about 12 US cents per pound); canned sardines packed in sauce, their own juice or oil (but not olive oil) is specified at .28 bolivar per gross kilogram; (about 3.8 US cents per pound); and canned shellfish at 1.50 bolivares per gross kilogram (about 20 US cents per pound).

United States statistics show exports to Venezuela in 1950 of 98,000 pounds of canned salmon, valued at US\$58,000; 4,000 pounds of frozen salmon, valued at US\$2,500; 2,141,287 pounds of canned sardines, valued at US\$332,245; and 167,000 pounds of canned shellfish, valued at US\$141,941, which consisted principally of 146,395 pounds of canned shrimp, valued at US\$129,265.

Venezuelan import duties on fish products were substantially increased effective March 1, 1951. This action was taken, according to a dispatch from the U.S. Embassy at Caracas, in order to provide additional protection to the Venezuelan fish-canning industry. The new rates of duties were set at 2 bolivares per gross kilogram (about 27 US cents per pound) except for those items (listed in paragraph two above) contained in the present trade agreement and imported from the United States and from other countries with which Venezuela has commercial treaties or *modus vivendi* containing most-favored-nation clauses.

The rates on items not covered by the present agreement, including canned tuna as well as many other items not listed above were raised on March 1, 1951, from 1.20 to 2 bolivares per gross kilogram (from 16 to 27 US cents per pound). United States export statistics show the following fishery items in these categories going to Venezuela in 1950:

^{1/} SEE P. 82 OF THIS ISSUE.

	Pounds	Value		Pounds	Value
Canned tuna	140,000	\$91,000	Frozen codfish	22,232	\$ 8,778
Cured herring	43,217	14,853	Other frozen fish ...	53,705	24,296
Cured codfish	32,112	12,494	Frozen shrimp	32,625	24,910
Unspecified cured .	9,200	3,800	Other shellfish	48,529	20,668
Canned codfish	800	305	Other canned	26,629	22,006

The Department of the Interior has representation on the Trade Agreements Committee and the Venezuelan country-subcommittee now conducting preliminary investigations of the items for possible negotiation. Formal public hearings will be held soon by the Committee for Reciprocity Information at which time the fishery industries will have an opportunity to present their views with respect to proposals to modify United States or Venezuelan tariffs or related considerations.

* * * * *

U.S. TARIFF CONCESSIONS NEGOTIATED WITH NORWAY EFFECTIVE AUGUST 2: Norway signed the Torquay Protocol on July 3. This Protocol was developed at the Torquay Conference (Third Set of Tariff Negotiations by Contracting Parties to the General Agreement on Tariffs and Trade). According to the terms of the Protocol signed by the United States and Norway, the following tariff concessions on fishery products granted by the United States to Norway will become effective on August 2:

Tariff Par.No.	Stat. Class. (1949)	Commodity Description (abbreviated)	U. S. Import Duty	
			Before Torquay	After Torquay
66	8420.290	Chemical pigments, n.s.p.f. (includes pearl essence).	25%	12½%
718(a)	0063.350 (Part)	Fish, prepared or preserved in any manner, when packed in oil or in oil and other substances: Sardines neither skinned nor boned, but smoked before canning, valued over 18 but not 23¢ per lb. ^{1/}	20%	15%
718(b)	0067.700 (Part)	Fish not in oil or in oil and other substances, in airtight containers weighing, with contents, not over 15 lbs. each: Sardines in immed. containers weighing, with contents, less than 8 oz. each.	12½%	10%
	0067.700 (Part)	"Other" sardines and "other" herring (include snacks, tidbits, rollmops, sprats).	12½%	6½%
	0067.300	Fish cakes, balls, and pudding.	12½%	6½%
720(a) (2)	0075.200	Herring, smoked or kippered (except hard dry-smoked), whole or beheaded, not packed in oil or in oil and other substances and not packed in airtight containers, each weighing with contents, 15 lbs. or less.	1¢ lb.	5/8¢ lb.
720(a) (6)	0075.900	"Other" fish, smoked or kippered, not in oil or in oil and other substances and not packed in airtight containers weighing with contents not more than 15 lbs. each.	10%	6½%
721(d)	0079.590	Caviar and other fish roe (except sturgeon): Boiled and packed in airtight containers.	15%	7½%
	9420.550	Fish hooks, n.s.p.f.	35%	30%

^{1/}INCLUDING WEIGHT OF IMMEDIATE CONTAINER.



Wholesale and Retail Prices

WHOLESALE PRICES, MAY 1951: A drop in production during May in the major fisheries throughout the country (except Pacific Coast halibut) was reflected in an overall increase in the prices of the major categories of fishery products. The wholesale index for edible fish and shellfish (fresh, frozen, and canned) for May was 108.9 percent of the 1947 average (see table 1)—1.0 percent above the previous month and 15.2 percent higher than May 1950, the Bureau of Labor Statistics of the Department of Labor reports. Except for halibut, demand was generally better than in April.

The drawn, dressed, or whole finfish subgroup index during May was 2.2 percent above April and 2.5 percent above May 1950. During May, the substantial increase in fresh large-drawn haddock prices and the slight rise in fresh or frozen dressed salmon were offset by a considerable drop in the prices of fresh-water fish (high prices in April were due to Hebraic holidays) and fresh or frozen halibut. Fresh haddock prices this May were 9.8 percent above a year earlier and 22.4 percent above April. Salmon prices were 1.9 percent higher than the previous year and 0.4 percent over the previous month. On the other hand, the fall in fresh or frozen halibut prices which started in March this year continued in May due to heavy cold storage stocks and the opening of the Pacific Coast halibut season on May 1. This species was quoted during May at 10.0 percent below a year earlier and 4.5 percent lower than this April.

Table 1 - Wholesale Average Prices and Indexes of Fish and Shellfish, May 1951, with Comparative Data								
GROUP, SUBGROUP, AND ITEM SPECIFICATION	POINT OF PRICING/UNIT	AVERAGE PRICES (\$)			INDEXES (1947 = 100)			
		May 1951	Apr. 1951	May 1950	May 1951	Apr. 1951	May 1950	
ALL FISH AND SHELLFISH (Fresh, Frozen, and Canned)					108.9	107.8	94.5	
Fresh and Frozen Fishery Products:					102.5	100.9	99.1	
Drawn, dressed, or Whole Finfish:					107.4	105.1	104.8	
Haddock, large, offshore, drawn, fresh	Boston	lb.	.10	.08	.09	106.7	87.2	97.2
Halibut, Western, 20/80 lbs., dressed, fresh or frozen	New York City	"	.30	.31	.33	87.5	91.6	97.2
Salmon, King, lge. & med., dressed, fresh or frozen	" " "	"	.53	.52	.52	128.7	128.2	126.3
Whitefish, mostly Lake Superior, drawn (dressed), fresh	Chicago	"	.43	.59	.41	124.6	170.2	119.1
Whitefish, mostly Lake Erie pound net, round, fresh	New York City	"	.59	.83	.50	133.6	188.1	113.9
Lake trout, domestic, mostly No. 1, drawn (dressed), fresh	Chicago	"	.42	.59	.46	91.7	130.2	101.5
Yellow pike, mostly Michigan (Lakes Michigan & Huron), round, fresh	New York City	"	.40	.42	.29	93.4	98.3	67.7
Processed, Fresh (Fish and Shellfish):					95.8	94.7	89.4	
Fillets, haddock, small, skins on, 20-lb. tins	Boston	lb.	.30	.29	.29	106.4	103.5	104.7
Shrimp, lge. (26-30 count), headless, fresh or frozen	New York City	"	.59	.57	.62	85.3	82.5	88.9
Oysters, shucked, standard	Norfolk area	gal.	4.50	4.59	3.50	110.8	113.1	86.2
Processed, Frozen (Fish and Shellfish):					102.2	101.9	103.4	
Fillets: Flounder (yellowtail), skinless, 10-lb. bxs. ..	Boston	lb.	.41	.38	.35	132.3	122.7	113.0
Haddock, small, 10-lb. cello-pack	"	"	.24	.24	.26	110.0	108.8	116.8
Ocean perch (rosefish), 10-lb. cello-pack	Gloucester	"	.24	.26	.20	117.8	127.5	98.2
Shrimp, lge. (26-30 count), 5-lb. bxs.	Chicago	"	.60	.57	.68	85.2	82.5	98.4
Canned Fishery Products:					118.5	118.1	87.6	
Salmon, pink, No. 1 tall (16 oz.), 48 cans per case	Seattle	case	24.62	24.62	14.58	160.5	160.5	95.0
Tuna, light meat, solid pack, No. 1/2 (7 oz.), 48 cans per case	Los Angeles	"	15.00	15.00	14.25	97.6	97.6	92.7
Sardines (pilchards), California, tomato pack, No. 1 oval (15 oz.), 48 cans per case	" " "	"	6.75	6.75	5.50	75.5	75.5	61.5
Sardines, Maine, keyless oil, No. 1/2 (3.5 oz.), 100 cans per case	New York City	"	6.75	6.53	7.00	66.2	64.0	68.6

Fresh processed fishery products prices in May declined 1.2 percent as compared to April and were 7.2 percent higher than in May 1950. Prices for fresh haddock fillets during the month rose 2.8 percent above April and were 1.6 percent higher than in May a year earlier. Although fresh headless shrimp prices have been rising steadily since December 1950 and in May this year increased even more (3.4 percent above April), they were still 4.0 percent below May 1950.

In spite of ample cold storage stocks, processed frozen fish and shellfish prices in May rose 0.3 percent above April, but were 1.2 percent lower than in May 1950. From April to May the substantial increases in frozen flounder fillet prices (7.8 percent), frozen headless shrimp (3.3 percent), and frozen haddock fillets (1.1 percent) were offset by a substantial drop in frozen ocean perch fillets (7.4 percent). Frozen headless shrimp prices have been steadily increasing since January this year, but in May, quotations were 13.4 percent below the corresponding month a year earlier; and frozen haddock fillet prices this May were 7.4 percent lower than in May 1950. On the other hand, this May's quotations for frozen flounder fillets and ocean perch fillets were higher than in May 1950 by 17.1 percent and 20.0 percent, respectively.

Canned fishery products prices in May were only slightly above April entirely due to an increase in Maine sardines. The month's index for this subgroup was 0.3 percent higher than in April and 35.3 percent above May 1950. Prices of all canned products under this subgroup during May continued to hold steady at February levels except for Maine canned sardines which increased 3.4 percent from April to May. Although this latter product has increased steadily since March, prices quoted this May were still 3.5 percent lower than the same month a year earlier.

RETAIL PRICES, MAY 1951: Average retail price increases for all foods were higher on May 15 than for all fishery products. Between mid-April and mid-May, moderate-income urban families paid some 0.8 percent more for all foods than they did for the previous 30-day period, according to the Bureau of Labor Statistics, U.S. Department of Labor. Since the percentage increase for all foods was greater than that for all fishery products, prices for all food products, other than fish, rose higher than prices for fishery products. The price index for all foods in mid-May was 227.4 percent of the 1935-39 average, some 13.8 percent higher than the corresponding period of 1950 (see table 2).

Table 2 - Adjusted Retail Price Indexes for Foods and Fishery Products, May 15, 1951, with Comparative Data

Item	Base	I N D E X E S		
		May 15, 1951	Apr. 15, 1951	May 15, 1950
All foods	1935-39 = 100	227.4	225.7	199.8
All fish and shellfish (fresh, frozen, & canned) ..	do	353.1	351.7	293.7
Fresh and frozen fish	1938-39 = 100	287.1	286.4	264.9
Canned salmon: pink	do	511.7	508.1	346.4

Retail prices paid for all fish and shellfish (fresh, frozen, and canned) averaged 353.1 percent of the 1935-39 average, a rise of 0.4 percent over the mid-April average, and 20.2 percent above the same period of the previous year.

Following the same trend as at wholesale, average fresh and frozen fish prices at retail on May 15 were 0.2 percent higher than April 15 and 8.4 percent over mid-May 1950.

Canned pink salmon prices continued their upward trend as warehouse supplies were practically exhausted. The adjusted retail price index for canned salmon on May 15 was recorded at a new high of 511.7 percent of the 1938-39 average--47.7 percent above the corresponding period of 1950, and 0.7 percent higher than on April 15, 1951.

Economic Cooperation Administration Program Notes

GREECE ASKS FOR CANNED FISH: During June, Greece asked for bids on 400 metric tons (about 19,596 cases of 48 15-oz. cans) of canned sardines or pilchards packed in tomato sauce in cans of 5, 6, 8, 14, or 15 ounces each. Bids were being received by the Greek Ministry of Commerce, Athens, and the bid deadline was June 20.

INDONESIA AUTHORIZED FUNDS TO PURCHASE FISHING VESSELS: On June 1 ECA authorized the expenditure of \$270,000 by Indonesia for the purchase of three fishing vessels to be used for government demonstrations. One of the vessels was to be procured from the United States and was to be a clipper-type tuna vessel capable of carrying 75 tons of tuna. The other two vessels were to be 50-ton fish carrying vessels and were to be procured from the Netherlands.

To reach the tuna fishing grounds already known, Indonesian fishermen need larger clipper vessels such as are used in high-sea tuna fishing by American tuna fishermen, ECA states. The two carrier vessels will be used to transport fresh or salt fish from outlying areas to the larger centers of population, assuring a market for increased catches which can not now be transported from these areas. However, all three of the new vessels will be initially operated by the Indonesian Government to demonstrate to private industry and the fishery cooperatives the benefits they can obtain through the purchase of similar vessels.

In six months ECA has authorized \$1,368,000 in U. S. aid funds for Indonesian fishery development. With these funds Indonesia is also buying 60 small motorized fishing boats and 100 new engines from Japan for \$600,000; 15 larger-type boats from Japan for \$255,000; and a fisheries research vessel from the Netherlands for \$225,000, and scientific equipment for it costing \$18,000. In addition, ECA in May sent a U. S. fisheries expert to Djakarta to help the Indonesian Government carry out its broad plan for increasing fish production.

PHILIPPINE ECA PROCUREMENTS THROUGH PRIVATE CHANNELS: It has always been the policy of ECA that, insofar as possible, all purchases financed with ECA dollars should be made through established private trade channels. However, due to the urgency of getting shipments started to the Philippines at the earlier possible time, the established buying facilities of the Emergency Procurement Service were being temporarily used to meet this emergency. However, ECA hopes that for purchases during the Fiscal Year 1952, normal private trade channels between the Philippines and the United States will be used for all ECA financed purchases, according to a June 22 news release from that agency. Among the items that may be requested by the Philippines for ECA financing are machinery and equipment for fish ponds; fish nets; and fish hooks.

PORTUGAL AND MOROCCO REQUEST ECA FUNDS FOR TIN-PLATE IMPORTS: Portugal during June requested ECA-funds for the purchase of \$600,000 of tin-plate for the canned fish industry. In the same month Morocco also requested \$200,000 of ECA funds for tin plate (some of which probably also is intended for the canned fish industry of that country). Both of these countries have requested ECA to grant procurement authorizations covering these commodities.

ICELANDIC UNION LEADERS TO STUDY U. S. LABOR CONDITIONS (INCLUDING FISHERIES):
The Federation of Icelandic Labor Unions which in 1948 threw off Communist domination which had existed for six years, has sent five of its leaders to the United States to study American labor organizations and working conditions, accompanied by a member of Iceland's Parliament who is a former labor official. The four-week study visit, sponsored under the technical assistance program of the Economic Cooperation Administration, a June 28 news release from that agency states, provides an opportunity for establishing relations between American and Icelandic labor, which have not previously existed.

Because of the importance of the fishing industry in Iceland's economy, the group will view fishing operations and processing in Boston and the fish markets of New York and Chicago.

The group has been in Chicago since arriving there on June 14 from Iceland. Members of the group are particularly interested in American labor's support of productivity methods as a means of increasing real wages. High costs of production during the postwar years have retarded Iceland's postwar adjustment. Other general aspects being studied by the group include the organizations, activities, and leaders of the American labor movement; conditions of employment, wages, and welfare; education, training, and social activities of workers.



WHAT'S NEW IN PROCESSED FISHERY PRODUCTS

Following the trend in modern food marketing, several new fishery products have been introduced to the public within recent months. Many of these new products are creating markets for previously unused or less acceptable species of fish and shellfish.

Frozen abalone patties utilize that part of the abalone which cannot be marketed in steak form. The meat from thin steaks and trimmings are ground and compressed into 24" x 3" metal cylinders and frozen. The frozen abalone meat is then removed from the cylinders and is cut in $\frac{1}{4}$ " slices, breaded, and packaged--four slices per package. The sliced abalone can then be fried like hamburger patties.

Meat removed from freshly-caught chicken lobsters serves as the basic ingredient in a filling used for the new frozen stuffed lobsters or frozen lobster thermidor. The lobster filling is replaced in the lobster shell for freezing, packaging, and subsequent distribution. A quick oven heating prepares this product for the dinner table.

A firm in Canada is now producing salmon and rice croquettes. Chum salmon, not generally popular among consumers when other types of salmon are available, is prepared for croquettes by first mechanically removing the bone and skin. The meat is then mixed with cooked rice, spices, and corn to obtain the proper consistency. This mixture is shaped mechanically into uniform croquettes, fried, and packed six to each 10-oz. tall can. Only three minutes of heating are required prior to service.



International

FOOD AND AGRICULTURE ORGANIZATION

TWELFTH SESSION OF FAO COUNCIL: The Twelfth Session of the Council of the Food and Agriculture Organization (FAO) was scheduled to begin at Rome, Italy, on June 11, 1951, a U. S. Department of State news release of June 8 announced.

The forthcoming Session, the first to be held since the transfer of the FAO headquarters to Rome, will review a statement, prepared by the Director General of the Organization, on the changes which have taken place in the world food and agriculture situation since the Fifth Session of the FAO Conference.

The Council will also make a detailed study of reports and proposals relating to such matters as the long-term objectives of FAO, international investment, full employment, commodity problems, technical assistance, plans for the Sixth Session of the FAO Conference next November, administrative and financial matters, and nominations for Director General and Chairman of the Council.

The Council of the FAO was established in 1947 by the Third Session of the FAO Conference to act for the full Conference between sessions and to keep the world food and agriculture situation under constant review.



Canada

DIGBY SCALLOP FISHERY: In the past 31 years the scallop fishery centering on Digby, Nova Scotia, has grown from practically nothing to an industry worth half a million dollars a year to Canada, the May-June Trade News of the Canadian Department of Fisheries asserts.

The Digby fishery was the first major commercial development in the Bay of Fundy to use modern vessels built especially for scallop dragging. Similar boats are used to a lesser extent by Prince Edward Island fishermen, and some scallops are still taken in Mahone Bay on the south shore of Nova Scotia. However, the dragging operations there are carried out by individual fishermen using motor boats and small drags towed and hauled by hand. Most of their catch is sold locally in Lunenburg County.


Scallop Areas and Season: In 1949, a Digby scallop dragger, under charter to the Research Board's Biological Station at St. Andrews, N. B., discovered another new bed with good commercial possibilities in Northumberland Strait, near Pictou Island.

Digby and the Bay of Fundy, however, are the names most closely associated with Canadian scallops. The fishery was built up during the 1920's, largely with scallops

taken from the shallow floor of Annapolis Basin which, for the time being, is no longer productive. The draggers now go far out in the Bay of Fundy. Few of the men of the scallop fleet actually live in Digby; most of them have their homes elsewhere along the Fundy shore and are known as Bay Shore men. They sleep aboard when in port. Digby's great value as a home for the fleet lies in its deep water harbor, in which boats need not be stranded by the high Fundy tides.

The season for all beds within seven miles of shore is from October 1 to April 30, and until recently scalloping was considered strictly a winter fishing effort. New methods of freezing, together with fast transportation, have made the scallop a year-round dish, and more and more vessels are fishing the offshore grounds outside

the seven-mile limit during the summer time, when generally calmer weather permits more fishing time than would the winter months. Even on the inshore grounds within the seven-mile line the average number of fishing days, out of a 212-day season, is only 58. The reason that winter storms keep the fleet in port is that rough water causes the heavy steel scallop drags to jump about on the bottom and makes them dangerous to handle on deck, thus reducing the catch and increasing the hazard.



TYPICAL DIGBY SCALLOP BOAT.

The "hour" ground (an hour's run from the fairway buoy at Digby Gut) was first fished in the 1930's, and until 1948 was less important to the fishery than the "four-mile" ground. Since then, however, the reverse is true. The depth of the water over the "hour" ground, about 10 miles out, is 50 fathoms or more.


The mainstay of the winter fleet for several years during the 1940's was the "four-mile"

Water Temperatures Affect Scallop Stocks: The scallop catch varies greatly, not only from month to month but from year to year, and charts of comparative landings show a fairly regular series of high and low points. From its beginnings in 1921, the fishery increased to its first peak in 1927. It reached a record high in 1937 and exceptionally good catches were made in 1941 and 1945. Investigations of the Research Board indicate that these changes in landings are not caused by the fishing effort but from changes in abundance determined by hydrographic conditions that are beyond human control. It appears that water temperatures in the Bay of Fundy during the spawning season in the late summer can seriously affect the stocks of shellfish. The scallops (*Placcopecten grandis*) taken by Digby fishermen are usually from five to seven years old--it is illegal to sell Bay of Fundy scallops whose shells are less than four inches in diameter.

Size of Fleet and Type of Vessel: In the 1950-51 season the Digby fleet was made up of about 20 draggers built especially for scalloping. Their other uses are limited, although the holds can be sealed for carrying herring from weirs to canneries in New Brunswick and Maine. A typical Digby scalloper (value about C\$12,000) is a 20-ton vessel about 62 feet long with a beam of 15 feet 6 inches and a draft of 5 feet. It carries two gasoline engines, each 87 h.p., and is manned by the skipper, a winchman who operates the engine for towing and hoisting

the drags, and two helpers. All four occupy themselves shucking scallops while the dragging operation is under way.

Type of Gear and Method of Fishing: The legal width of the Digby rig is 18 feet, which allows for seven individual drags attached to a single steel drag bar, which can be compared to a whiffle-tree. The nets of these drags are made of wire rings which, by law, must be no less than three inches in diameter so that young scallop can escape through them. The rings are connected to each other by washers and when one wears out or becomes twisted or broken, it is easily replaced. The net is about eight rings deep. Its opening is a heavy frame made of angle irons, the inside measurement of which is 2 feet 6 $\frac{3}{4}$ inches by 9 inches. A piece of hardwood to match the frame in size is used for the bottom part of the drag, which is thus kept open as fully as possible at all times.



A GANG OF SEVEN SMALL DRAGS CONNECTED IN LINE TO THE MAIN "SPREADER" BAR ARE USED BY DIGBY SCALLOPERS. THIS RIG IS OPERATED FROM THE STARBOARD SIDE OF THE UNRAILED DECK.

A gang of seven of these small drags is more efficient, on a ground which might be pitted with holes or strewn with larger rocks, than one to two long ones such as are used by United States scallopers in the Atlantic.

When in operation, the lower side of the frontal frame of each drag acts as a scraper, picking up scallops from the sea bed along with a certain amount of other matter, such as small rocks, starfish, sculpin, flounder, and anglerfish.

Each drag is connected in line to the main "spreader" bar, a swivel attachment used for the connection allowing the drags free swing. A set of chains attached to the bar at regular intervals acts as a bridle, linking the entire gang of seven to the towing warp.

This warp runs from a gasoline-powered winch on the port side of the deck, just forward of the wheelhouse. A strong steel cable is carried forward through a pulley to a shortboom which projects over the starboard side from the foot of the mast. The boom holds the warp clear of the side of the boat and thus, if the drags hit some obstruction on the bottom, the boat tends to swing around into the "pull," and the strain on the engines is eased.

The drags and spreader bar are laid along the starboard edge of the unrailed deck and dropped overboard in one quick operation, the winchman releasing a check rope tied to the spreader bar to let the cable run free. As the rig drops, the skipper speeds up his engines until the drags hit the bottom, at which point the winchman locks the cable and the boat slows down to settle into the drag, which usually lasts about 20 minutes.

By feeling the tension on the towing warp, which runs alongside the boat to the stern before dropping below surface, the skipper can usually tell when he has a catch, at which point he says "Let's air 'em," and the drags are hauled up. They are brought alongside the boat and lifted on deck by a second winch cable. Thereafter, the same cable is attached to the chains which project from the bottom of each drag, and a few turns of the drum tips the drags upside down, usually two at a time, dumping the contents on the reinforced deck.

When all the drags are emptied, they are lowered to the deck, arranged for the next drag, and again are dumped overside. The crew at once begins sorting the scallops from the debris--five bushel baskets in one haul are considered good--and then all hands get to work at the shucking table, including the skipper, who locks the steering wheel to keep the vessel on its course.

* * * * *

FISHERIES OUTLOOK FOR 1951: On the assumption that the economic outlook today is dominated by international political factors, the year 1951 promises to be a good one for the Canadian fishing industry as a whole, points out the Canadian Department of Fisheries in its Market Bulletin No. 5 (Canadian Fishery Markets).^{1/}

Canadian fisheries production is expected to be at or slightly above last year's level. In the Atlantic provinces, bigger catches of groundfish may be made with the help of additional trawlers and dragnets, though the haddock fishery in Newfoundland has gotten off to a poor start. The effort put into the halibut fishery will be repeated and prospects for herring and sardines appear to be better than last year. On the other hand, there will be little incentive to increase shellfish landings because of the softening of prices in the first half of this year. The inland fisheries may somewhat exceed their production levels of 1950. No significant changes, apart from the normal cyclical variations of the different salmon species, are expected on the West Coast.

Market conditions on the whole should show an improvement over last year. In North America (our great fresh, frozen, and shellfish market), the high level of economic activity will sustain a correspondingly great demand. The market for groundfish fillets will remain basically strong, in spite of increased supplies from Canada and other countries. The U. S. market, in particular, is apparently still capable of very considerable expansion. Some adjustments in relative prices may, however, be required to restore the balance between supplies of the various species. Such relative adjustments may also be needed to clear comparatively heavy stocks of a few other varieties of frozen sea fish (e.g. halibut). Inland fish is likely to have another year of good demand at favorable prices. There have lately been signs of weakness in the shellfish market, attributable mainly to increased supplies. While these will continue, there is again no reason to believe that, in the generally prosperous circumstances of today, an aggressive sales policy could not succeed in a corresponding expansion of the market.

The domestic market for canned fish, which has been growing quickly over the last two years, is expected to continue quite strong. Export markets for these commodities have been limited mainly by governmental restrictions in consuming countries. In Europe, the principal foreign canned fish market, the exchange situation this year is appreciably better than in 1950 and some improvement is also evident in other areas that formerly bought sizable quantities of Canadian canned fish. Tariff concessions made by the United States and European countries and expected to come into effect about the middle of the year will be another favorable influence.

^{1/} SEE P. 93 OF THIS ISSUE.

The cured fish trade is also going into the 1951 marketing season under more favorable auspices than prevailed a year ago. There is virtually no carry-over of salted fish of 1950 production; access to Mediterranean markets has been assured for Gaspe and Newfoundland fish; and there are signs of strength in the market, due mainly to improved market conditions for frozen fish in Europe which have relieved some of the pressure on salted fish. However, as long as import restrictions in such large markets as Brazil continue, marketing difficulties will not entirely disappear. Other cured fish have fairly good prospects in 1951; pickled fish and bloaters will probably find easier access to British West Indies markets; while the prospects of dry-salted herring depend on developments in the Far East.

The market for fish meal and industrial oils is expected to maintain its improved appearance, but vitamin oils will continue to suffer from heavy competition.



China (Communist Mainland)

FISHERIES DEVELOPMENT URGED: The Chinese Ministry of Agriculture issued a directive on fishery production, calling upon various government and fishery agencies to organize the fishermen for mutual-aid, a May 25 American consular dispatch from Hong Kong announces. The directive issued from Peking on April 16 also urged the strengthening of transportation facilities for fishery products, the effective utilization of fishery loans, and the strengthening of the operation of the State's fishery enterprises.



Costa Rica

TUNA RE-EXPORTS NOT SUBJECT TO CERTAIN PROVISIONS OF EXCHANGE CONTROL LAW: Fish caught in Costa Rican extraterritorial waters, when re-exported, are not subject to the export license provisions of the current Law for Control of International Transactions, according to Law No. 1304, promulgated and effective on June 19, 1951. This Law has been enacted to clarify provisions of the International Transactions Control Law as they apply to tuna taken outside of Costa Rican waters and brought to Puntarenas for refrigeration and subsequent shipment to the United States; or to tuna caught beyond the Costa Rican territorial waters and transferred to other ships at Puntarenas or other Costa Rican ports for delivery to the United States.

Commercial documents covering these shipments usually value the fish at the delivery price in the United States. Local authorities have taken the position that such shipments were subject to the provisions of the Law for Control of International Transactions. In practice, this forced shippers to obtain licenses for their re-exports of tuna. Furthermore, shippers under this interpretation were also compelled to liquidate the U. S. dollar invoice value of the shipments in Costa Rica at the official rate of exchange. However, it is apparent that there was no justification for the requirement that more than the dollar value of services rendered in Costa Rica should be liquidated in Costa Rica regardless of the rate of exchange specified. Law No. 1304 removes this anomaly, a June 19 dispatch from the American Embassy at San Jose reports.



Cuba

FISHING AGREEMENT NEGOTIATIONS SUSPENDED WITH MEXICO: The Cuban Government has dropped negotiations for a fishing agreement with Mexico, according to June 11 Habana press items reported in a June 25 dispatch from the American Embassy at Habana. Cuban Government officials are now encouraging their fishermen to fish experimentally off the coast of the Bahamas or the adjacent keys. Cuba will now attempt to negotiate a commercial agreement with Mexico omitting fisheries.



CUBAN RESEARCH VESSEL YARA CONVERTED IN 1949.

The Cuban gunboat Yara,¹ converted into a research vessel in 1949, a coast-guard boat, and two commercial fishing vessels (the Competidor and the Parapar) will make up an exploratory expedition for work in the Bahamas.

¹/SEE COMMERCIAL FISHERIES REVIEW, MAY 1950, P. 58.



Denmark

DANISH FISHERMEN TO FISH OFF MOROCCO: A Danish fish exporter who has spent three months exploring the fishery possibilities off the Moroccan coast with his vessel Havørnen has recently returned to Denmark, according to Dansk Fiskeritidende, a Danish periodical. He states that a good deal of experience has been gained and that in the fall a group of 20 Danish cutters will be sent to Morocco to fish for sardines with mid-water trawls.

* * * * *

DANISH-ICELANDIC TRADE AGREEMENT SIGNED: A protocol covering Danish-Icelandic trade during the period March 15, 1951-March 14, 1952, was recently signed in Reykjavik, according to an American Embassy May 17 report from Copenhagen. While this agreement does not provide for any definite total value of goods to be exchanged, it indicates the framework within which trade between the two countries is to be conducted during the specified period. Iceland's principal export items under this agreement consist of fishery products, while Denmark supplies agricultural and manufactured products.

Under the terms of this new exchange of goods, the following items are of particular interest:

1. THE DANISH GOVERNMENT WILL PERMIT ENTRY OF ICELANDIC EXPORTS OF:

- A. 20,000 BBLs. OF SALTED HERRING (INCLUDING SPICED AND SUGAR-SALTED HERRING).
- B. 500 METRIC TONS OF OTHER SALTED FISH.
- C. CANNED FISH PRODUCTS VALUED AT 200,000 DANISH KRONER (ABOUT US\$29,000).

2. ICELAND WILL PERMIT DANISH IMPORTS TO THE EXTENT IN WHICH ICELAND'S FOREIGN EXCHANGE POSITION MAKES IT POSSIBLE.
3. ICELAND WILL ISSUE EXPORT LICENSES TO DENMARK FOR 10 PERCENT OF THE EXPORTABLE QUANTITY OF HERRING MEAL AND 7 1/2 PERCENT OF THE HERRING OIL PRODUCED DURING THE SUMMER OF 1951 UNTIL SEPTEMBER 15, AND FOR 20 PERCENT OF THE EXPORTABLE QUANTITY OF HERRING MEAL AND 15 PERCENT OF THE HERRING OIL PRODUCED DURING THE WINTER 1951/52 UNTIL THE DATE OF THIS PROTOCOL'S EXPIRATION.

The previous Danish-Icelandic trade agreement expired on April 30, 1950. A new agreement was not negotiated at that time principally because the Danish demand for a settlement of certain Danish credit balances could not be resolved. A consolidation agreement signed later in 1950 developed a plan whereby the Danish credit balances could be liquidated over a two-year period.

* * * * *

NEW DANISH-NORWEGIAN TRADE AGREEMENT: Negotiations for a trade and payments agreement between Denmark and Norway was consummated in Oslo, Norway, during April, according to a May 24 dispatch from the American Embassy at Copenhagen, Denmark. The trade agreement, dated April 30, covers the period April 1, 1951-March 31, 1952. Since a substantial part of the commodities traded between the two countries are on a regional (OECE^{1/}) free list, the trade agreement quotas are confined to products still subject to import control and such liberalized commodities for which export commitments have been made.

Denmark's principal imports from Norway include several types of fishery products (see table). Denmark, in exchange, exports to Norway agricultural and finished products, but no fishery products.

Quotas for Danish Imports of Norwegian Fishery Products, April 1, 1951-March 31, 1952

Commodity	Quantity			V a l u e		
	Metric Tons	Norw. Kr.	U.S. \$ ^{2/}			
Shellfish	-	400,000	56,000			
Oyster brood	-	70,000	9,800			
Canned fish	-	400,000	56,000			
Fresh fish	-	250,000	35,000			
Salted herring	-	1,000,000	140,000			
Herring and other fish meal	6,000	-	-			
Crude whale oil ^{1/}	3,000	-	-			
Refined marine animal oil	7,000	-	-			
Fish glue	-	50,000	7,000			
Alginates and products thereof, and carrageen extracts	-	300,000	42,000			

^{1/}ON DANISH IMPORT FREE LIST.
^{2/}CONVERSION RATE: 1 NORWEGIAN KRONE EQUALS 14 U.S. CENTS.

^{1/}OFFICE OF EUROPEAN ECONOMIC COOPERATION.



French Morocco

POOL FORMED FOR EXPORT OF MOROCCAN SARDINES TO U. S.: Approximately ten of the leading Moroccan sardine canneries have united to form the French and Moroccan Food Corporation (a Shereefian corporation) and, through the agency of this cor-

poration, to engage in an intensive campaign to promote the sale of Moroccan sardines in the United States and Canada. The project is the culmination of several months of preliminary investigations, which included an on-the-spot study of the United States-Canadian markets, and it is being actively encouraged by the Protectorate Government, particularly through its export promotion agency, Office Cherifien de Controle et d'Exportation.

The French and Moroccan Food Corporation plans to establish a branch office in New York and, perhaps, in Montreal and will have warehouses in both cities. These branch offices will act as importers in the United States and Canada so that the corporation will sell directly to American and Canadian jobbers and large wholesalers, a June 5 American consular dispatch from Casablanca points out. It hopes to dispose of 75,000 cases of sardines during the current season.

The corporation will concentrate on one brand of sardines only, and plans to ship only first-quality sardines. For the first year, at least, only a part of the sardines shipped will be skinless and boneless, but it is hoped to increase the proportion of this type as rapidly as possible. Both the plain and the skinless and boneless sardines will be packed in pure olive oil, however, and will be shipped in Norwegian-type cans, with individual key attached, and covered with paper wrapping.



Germany

FISHING FLEET PROTESTS REDUCTION IN FUEL OIL SUBSIDY: In protest against reductions in the subsidy on fuel oil for Diesel-powered vessels, the entire German high-seas fishing fleet returned to port on May 28, states a May 31 American consular dispatch from Hamburg. The German Fishery Association states that this action should not be termed a strike, but that all vessels have discharged their crews and will remain in port indefinitely unless the subsidy issue is settled.

German fishing vessels, which had been able to buy fuel oil at the subsidized price of DM120 (about \$28.50) per metric ton, were faced with a price of DM205 (\$48.80) per ton under a cut in the subsidy announced by the Federal Government late in May. The new price is the charge made after the new subsidy of DM290 (\$69.00) per ton has been deducted from the normal price of DM495 (\$117.80) per ton, and it is understood that payments on this scale were to be made retroactive to the first of April.

Fish prices fell during the early months of 1950 due to a decline in consumer demand. Faced with this as well as with rising wage and other costs, fishing vessel owners seem to feel that the cut in their fuel oil subsidy is enough to drive them out of business. They are therefore keeping their vessels in port while their protests are being studied by the Federal Government. A statement in one Hamburg newspaper indicates that some fishermen have threatened to land their catches in the Soviet Zone if they have to put to sea again without the restored subsidy.



Greenland

FOUR DANISH FREEZERS ESTABLISHED: After July 1 four Danish freezers will operate in Greenland in Tovkussak, Christianshaab, Egedesminde, and Sukkertoppen. Machinery and equipment installations are now being completed in the latter two free-

zers, according to the May 30 issue of Fiskaren, a Norwegian fishery periodical. Each plant will be able to freeze 10 metric tons daily and have a storage capacity of 150 and 250 metric tons, respectively.



Iceland

SUMMER WHALING SEASON BEGINS: The Icelandic whaling season opened June 1, 1951, and 74 whales have already been taken, the American Consulate at Reykjavik states in its June 25 report. Iceland's single whale-processing plant has been working at capacity, and whaling operations may have to be slowed down to permit the plant to keep up with the catch.

Iceland's whaling operations are carried on exclusively by one firm, which plans to add a tugboat to its present whaling fleet of four catchers. This tug would be sent out to bring in whales taken by the whaling vessels for processing the meat for local consumption. Whale meat is now in popular demand in meat-short Iceland. While a strong demand also exists in foreign markets for frozen whale meat, local freezing plants are now engaged at capacity or near capacity in freezing fish, and facilities are not available for processing whale meat. Whale meat may perhaps be frozen for export later in the season.


* * * * *

WHALING, 1950: The Icelandic whaling season opened on June 1 and closed on September 28, a May 2 American consular dispatch from Reykjavik reports. A total of 265 whales were caught, 59 fewer than in 1949. Despite the smaller number of whales, production of whale and sperm oil equaled the 1949 level of 2,000 metric tons. The higher rate of oil production resulted from the fact that virtually all of the whale meat was reduced, whereas 600 tons had been quick-frozen for sale as meat in 1949. Marketing conditions the last half of 1950 made it desirable to produce oil rather than quick-frozen meat.

All of the 1950 production of whale oils was sold to west Germany reportedly for the manufacture of margarine, at favorable prices.

FISHING FLEET, 1950: The only notable addition to Iceland's fishing fleet in 1950 was one new trawler, which arrived in the closing days of the year. This is the first of 10 new trawlers, ordered in 1948, which are being built in British shipyards.

There were no significant changes in Iceland's fleet of small fishing craft, which number about 475, ranging in size from 10 to 200 metric tons.



FIN WHALE BEING HOISTED UP RAMP LEADING TO WHALE PROCESSING PLANT AT HVALFJORDUR, ICELAND.

India

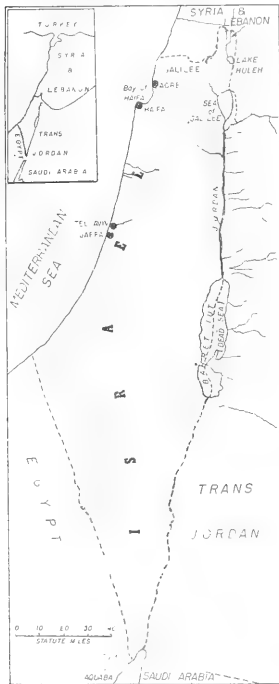
FISHERMEN REPORT SUCCESSFUL FISHING OFF INDIA: Danish fishermen operating out of Calcutta, India, with two Danish cutters report that in ten trips fish valued at 130,000 Danish kroner (US\$26,100) were landed. The best catch was 55,000 pounds of fish in two days. The catches were marketed readily.

Earlier contracts of six months for these Danish fishermen have been extended for an additional half year. According to the May 23 issue of *Fiskaren*, a Norwegian fishery periodical, the fishermen are pleased with the operation and the results achieved.



Israel

DEEP-SEA AND LAKE FISHING EXPANDED IN 1950: The increasing demand for fish as a substitute for scarce meat supplies gave great impetus to the development of lake and deep-sea fishing in Israel during 1950, the American Embassy at Tel Aviv points out in a report dated January 15. The development of pond fishing, on the other hand, received little encouragement because of high production costs and the lack of foreign exchange to buy feedstuffs.



BOUNDARIES OF ISRAEL ARE INDICATED BY STIPPLED LINE. DOTTED LINE INDICATES FORMER BOUNDARIES OF PALESTINE

Fisheries development was given additional force by the immigration of trained fishermen, many from Turkey and Tripolitania. In the course of 1950 a company established by Belgian and local businessmen started deep-sea fishing operations on a large scale. Supported by the Government, the company began operations with two large vessels from Ostende, Belgium, and later ordered additional vessels. A considerable catch was already reaching Israel's markets before the end of the year.

Coastal fishing was also expected to benefit from the fishing ports which were under construction. A Danish fishing company trained local fishermen during the winter on a vessel it brought to Israel's shores.

Lake fishing progressed despite some consumer reluctance to accept the small sardine-like fish taken in Lake Tiberias. In order to improve marketing conditions, the Food Control authorities limited the sale of imported frozen fish during certain periods in the summer of 1950.

The total catch during the first nine months of 1950 was 4,278 metric tons. Fish bred in ponds constituted roughly 57 percent, the deep-sea catch 18 percent, lake fish 14 percent, and the coastal fishing catch 11 percent of the total. During the corresponding period of 1949 only 2,610 metric tons were produced. Of the 1949 catch, 69 percent was pond fish, 14 percent deep-sea fish, 11 percent lake fish, and only 6 percent from coastal fish.

NOTE: ALSO SEE COMMERCIAL FISHERIES REVIEW, APRIL 1950, PP. 66-9.

Japan

AVAILABILITY OF JAPANESE FISHING CRAFT FOR KOREAN FISHING INDUSTRY: Approximately 64 Japanese fishing craft are available for the fishing industry in Korea, according to information furnished the Korean Economic Aid agency of the Far East Command by SCAP's Natural Resources Section, the latter agency's June 2 Weekly Summary states.

Consisting mostly of trawlers, these boats are being offered for sale, although admittedly many of these boats are old and not in first-class condition. These craft are surplus to Japanese needs mainly as a result of the reduction of the East China Sea fleet which took place by action of the Japanese Government in its effort to reduce overfishing in the important trawl areas of the East China Sea within the SCAP-authorized fishing area.

* * * * *

COASTAL FISHERIES PROGRAM: An outline of the physical rehabilitation of the Japanese fishing industry during the years since the Surrender, the financial and other economic problems which have developed during this period, and a program for the solution of these problems are discussed in a report¹ recently released by SCAP's Natural Resources Section.

According to this report, the physical rehabilitation program for the fishing industry has been accomplished largely by restoration of the fishing fleet to a level somewhat greater than that existing before World War II and by the availability of nets and other equipment for these vessels and other facilities. In spite of this recovery, financial and economic problems have developed, principally because the number of fishermen has increased to 40 percent more than before the war while the over-all production of fish has failed to reach the prewar level, in spite of the larger numbers of fishermen and boats. Fishermen's operating costs have increased, and in many instances the price of catch has declined. As a result of these factors, fishermen are faced with a problem of obtaining sound financing to meet justifiable requirements.

The preliminary study presents a 5-point program for the solution of this economic crisis:

1. STOP FURTHER EXPANSION IN OVERFISHED FISHERIES AND ACCOMPLISH NEEDED REDUCTIONS IN FISHING INTENSITY.
2. DEVELOP SOUND CONSERVATION REGULATIONS WITHIN THE VARIOUS FISHERIES.
3. ESTABLISH STRONG DEPARTMENTS IN THE FISHERIES AGENCY AND PREFECTURES FOR ENFORCEMENT OF FISHERY REGULATIONS.
4. INCREASE THE FISHERMEN'S PROFITS THROUGH INCREASING THE RETURNS RECEIVED FOR THE CATCH AND DECREASING THE COST OF PRODUCTION.
5. ESTABLISH A SOUND FINANCING PROGRAM.

The Japanese Government, through Cabinet action, has officially approved the recommendations made in the report and has instructed appropriate units of the government to initiate action to determine how the recommendations can be implemented.

1/A PROGRAM FOR JAPANESE COASTAL FISHERIES, PRELIMINARY STUDY NO. 48, MAY 1951, PREPARED BY WILLIAM C. HERRINGTON.

* * * * *

JAPAN AGREES TO TEMPORARILY PROHIBIT PELAGIC FUR SEALING: An exchange of notes between the Japanese and U. S. Governments on the subject of pelagic fur sealing was made public in Tokyo on June 12.

The Japanese Government states in their note that they have no objection to the interpretation of Prime Minister Yoshida's letter of February 7, 1951,^{1/} as extending to pelagic fur sealing. The February 7 letter announced Japan's intention to voluntarily prohibit their resident nationals and vessels from carrying on fishing operations in presently-conserved salmon, halibut, herring, sardine, and tuna fisheries in the waters of the eastern Pacific Ocean and Bering Sea where conservation measures have already been taken.

The notes exchanged follow:

U. S. AMBASSADOR JOHN FOSTER DULLES¹ MEMORANDUM DATED APRIL 3:

"IT WILL BE RECALLED THAT JAPAN, ALONG WITH THE UNITED STATES, GREAT BRITAIN AND RUSSIA, WAS A PARTY TO THE FUR SEAL CONVENTION OF 1911, WHICH PROHIBITED PELAGIC SEALING IN WATERS OF THE NORTH PACIFIC OCEAN, NORTH OF THE THIRTIETH PARALLEL OF NORTH LATITUDE AND INCLUDING THE SEAS OF BERING, KAMCHATKA, OKBETAK AND JAPAN. IT WILL BE REALIZED FURTHER THAT THE 1911 CONVENTION WAS ABROGATED BY THE JAPANESE GOVERNMENT IN OCTOBER 1941. SINCE THE DENUNCIATION OF THE 1911 CONVENTION BY JAPAN HAD THE EFFECT OF TERMINATING THE ENTIRE CONVENTION, THE UNITED STATES AND CANADA ENTERED INTO AN EXECUTIVE AGREEMENT IN 1942 GOVERNING SEALS IN THE NORTHEAST PACIFIC AREA; THIS AGREEMENT WAS RENEWED IN 1947.

"IN VIEW OF THE INTEREST OF THE UNITED STATES IN OBTAINING AN INTERNATIONAL AGREEMENT TO PROHIBIT PELAGIC SEALING, ACTIVE CONSIDERATION IS NOW BEING GIVEN TO RENEGOTIATION OF SUCH A CONVENTION AMONG THE INTERESTED PARTIES AFTER A JAPANESE PEACE SETTLEMENT.

"PENDING THE NEGOTIATION OF A CONVENTION ON THIS SUBJECT, THE UNITED STATES GOVERNMENT BELIEVES THAT IT WOULD BE DESIRABLE IF THE JAPANESE GOVERNMENT WERE TO EFFECT A PROHIBITION OF PELAGIC SEALING ON THE PART OF ITS OWN NATIONALS, AND BELIEVES FURTHER THAT IT MIGHT BE AGREED THAT A COMMITMENT TO THAT EFFECT, AS WELL AS ONE TO ENTER INTO RENEGOTIATION OF A FUR SEAL CONVENTION SHOULD IT BE DEEMED DESIRABLE, IS TO BE CONSIDERED AS FALLING WITHIN THE SCOPE OF THE EXCHANGE OF LETTERS OF FEBRUARY 7, 1951, BETWEEN PRIME MINISTER YOSHIDA AND AMBASSADOR DULLES.

"THE FOURTH PARAGRAPH OF THE PRIME MINISTER'S LETTER READS AS FOLLOWS:

"IN THE MEANTIME, THE JAPANESE GOVERNMENT WILL, AS A VOLUNTARY ACT, IMPLYING NO WAIVER OF THEIR INTERNATIONAL RIGHTS, PROHIBIT THEIR NATIONALS AND VESSELS FROM CARRYING ON FISHING OPERATIONS IN PRESENTLY CONSERVED FISHERIES IN ALL WATERS WHERE ARRANGEMENTS HAVE ALREADY BEEN MADE, EITHER BY INTERNATIONAL OR DOMESTIC ACT, TO PROTECT THE FISHERIES FROM OVER-HARVESTING AND IN WHICH FISHERIES JAPANESE NATIONALS OR VESSELS WERE NOT IN THE YEAR 1940 CONDUCTING OPERATIONS."

"IT IS BELIEVED THAT THE FIRST CONDITION ESTABLISHED IN THE FOREGOING PARAGRAPH CAN BE MET ON THE GROUND THAT, WHILE THE EXECUTIVE AGREEMENT BETWEEN THE UNITED STATES AND CANADA RELATES ONLY TO THE NORTHEAST PACIFIC OCEAN, THE UNITED STATES GOVERNMENT HAS PASSED DOMESTIC LEGISLATION PROHIBITING ITS NATIONALS FROM ENGAGING IN PELAGIC SEALING IN THE WATERS OF THE NORTH PACIFIC OCEAN. IN THIS CONNECTION, SECTION TWO OF PUBLIC LAW 237 OF FEBRUARY 26, 1944, READS AS FOLLOWS:

"IT SHALL BE UNLAWFUL, EXCEPT AS HEREINAFTER PROVIDED FOR ANY CITIZEN OR NATIONAL OF THE UNITED STATES, OR PERSON OWING DUTY OF OBEDIENCE TO THE LAWS OR TREATIES OF THE UNITED STATES, OR ANY VESSEL OF THE UNITED STATES, OR PERSON BELONGING TO OR ON SUCH VESSEL, TO ENGAGE IN PELAGIC SEALING OR SEA OTTER HUNTING IN OR ON THE WATERS OF THE NORTH PACIFIC OCEAN."

SO FAR AS THE SECOND CONDITION IS CONCERNED, THE JAPANESE GOVERNMENT AS OF 1940 WAS A PARTY TO THE FUR SEAL CONVENTION AND CONSEQUENTLY AT THAT TIME ITS NATIONALS WERE NOT LEGALLY ENTITLED TO ENGAGE IN PELAGIC SEALING IN THE NORTH PACIFIC OCEAN.

^{1/}SEE COMMERCIAL FISHERIES REVIEW, MARCH 1951, PP. 30-32.

"IN THE LIGHT OF THE FOREGOING CONSIDERATIONS, THE UNITED STATES GOVERNMENT IS DESIROUS OF KNOWING WHETHER IT IS THE VIEW OF THE JAPANESE GOVERNMENT THAT PRIME MINISTER YOSHIDA'S LETTER OF FEBRUARY 7 TO AMBASSADOR DULLES MAY BE REGARDED AS EXTENDING TO PELAGIC FUR SEALING."

THE REPLY OF THE JAPANESE PRIME MINISTER TO THE UNITED STATES MEMORANDUM FOLLOWS:

"THE JAPANESE GOVERNMENT HAS NO OBJECTION TO THE INTERPRETATION OF PRIME MINISTER YOSHIDA'S LETTER OF FEBRUARY 7, 1951 AS EXTENDING TO PELAGIC FUR SEALING. THAT IS TO SAY, PENDING THE CONCLUSION OF A NEW CONVENTION ON THE SUBJECT AFTER THE COMING INTO FORCE OF A PEACE TREATY, THE JAPANESE GOVERNMENT WILL, IMPLYING NO WAIVER OF THEIR INTERNATIONAL RIGHTS, VOLUNTARILY PROHIBIT HER NATIONALS AND VESSELS FROM CARRYING ON PELAGIC FUR SEALING IN THE WATERS IN QUESTION, AND IS MOREOVER PREPARED TO ENTER INTO NEGOTIATIONS TOWARD THE CONCLUSION OF A NEW CONVENTION."

"THE JAPANESE GOVERNMENT, ACCORDING TO THE DOMESTIC LAW OF 1912 CONCERNING CONTROL OF SEA OTTER AND FUR SEAL HUNTING, IS ISSUING AT PRESENT NO PERMIT FOR PELAGIC SEALING OPERATIONS EITHER IN JAPANESE TERRITORIAL WATERS OR ON HIGH SEAS."

"THE JAPANESE GOVERNMENT AVAILS ITSELF OF THIS OPPORTUNITY TO EXPRESS ITS HOPE THAT NEGOTIATIONS ON A NEW CONVENTION WILL BE STARTED AT THE EARLIEST POSSIBLE DATE, ALSO THAT PENDING THE CONCLUSION OF THE CONVENTION AFTER THE SIGNING OF A PEACE TREATY THE GOVERNMENT OF THE UNITED STATES OF AMERICA WILL BE GOOD ENOUGH TO SEE THAT AN EQUITABLE SHARE AS UNDER THE 1911 CONVENTION IS ALLOTTED TO JAPAN."



Malaya (Including Singapore)

1950 REPORT ON FISHERIES: Production: Fisheries production in the Federation of Malaya and Singapore for the twelve-month period ending October 1950 amounted to 181,655 long tons (see table 1), valued at M\$189,500,000 (US\$62,133,260), according to a May 8 report from the American Consul at Penang.

Of this total, the 167,042 long tons, valued at M\$169,247,000 (US\$55,492,706), caught in the Federation increased the 1950 catch by 15 percent over the previous year. Salt-water species accounted for 135,746 long tons and fresh-water species 25,270 long tons.

Table 1 - Federation of Malaya and Singapore Fisheries Production, 1949-50^{1/}

Item	Nov.1949-Oct.1950			Nov.1948-Oct.1949		
	Quantity	Value ^{2/}		Quantity	Value ^{2/}	
	Long Tons	M\$	US\$	Long Tons	M\$	US\$
Salt-water fish ...	135,746	177,179	58,093,451	118,860	123,793	53,193,852
Fresh-water fish ..	25,270	8,854	2,903,050	22,610	4,505	1,935,799
Fish for fertilizer	20,639	3,467	1,136,760	18,250	2,957	1,270,623
Total	181,655	189,500	62,133,260	159,720	131,255	56,400,274

^{1/}INCLUDES SUBSISTENCE FISHING OR FISH CAUGHT FOR FAMILY CONSUMPTION.
^{2/}VALUES CONVERTED TO U.S. DOLLARS ON THE FOLLOWING BASIS: 1 STRAITS SETTLEMENTS DOLLAR (M\$) EQUALS IN 1949 - 42.97 U.S. CENTS, AND IN 1950 - 32.788 U.S. CENTS.

The increased salt-water fish production was due primarily to mechanization of the fishing fleet. Fresh-water fish production increased due to a program of fry distribution to new rice (padi) fields and to pond owners. A new pond in Penang is reported to have produced over two tons of fish per acre per year and also a commercial quantity of water yams grown on the surface for use as pig fodder.

Fishermen, Boats, and Gear: More than half of the total number of fishermen live on the east coast of Malaya. Over 70 percent of the 72,697 fishermen are Malayan, and 25 percent are Chinese.

Of the 22,809 fishing vessels in the Federation of Malaya, more than 95 percent are non-powered boats. The number of licensed powered fishing vessels rose from 327 at the end of 1949 to 811 at the end of 1950. The motor boats are used for drift netting, long-lining, purse seining, and for servicing fishing stakes and offshore seine nets. Some are used as motherships and fish carriers. Outboard motors have become quite popular and serve a useful purpose in certain sections.

Marketing: Although there has been increased use of ice at sea for preserving the catch, there are not yet sufficient refrigeration facilities ashore for holding fish during periods of abundance. Distribution costs are high because of a Government ordinance which prevents trucks from carrying a load of refrigerated fish in one direction from seeking a pay load for the return trip. Another difficulty has been the Indonesian Government's denial of her territorial fishing grounds to Malayan fishermen, formally an important source of supply.

The condition in which fish is landed at present is considered much better because some of the boats carry ice. As a result, first-grade bottom-living species, such as "ikan merah" (Lutianus sp.--red snapper) and "ikan kerapu" (Epinephelus sp.) are being marketed to an increasing extent as fresh fish rather than in dried and salted form.

During the year under review there has been a marked increase in the prices of nearly all grades of fish. The Kuala Lumpur market prices of twelve major types of local fish indicate that prices averaged 45 percent higher in November 1950 than during the corresponding period a year earlier.



Mexico

LEGISLATION PERMITTING AMERICAN VESSELS TO LAND SHRIMP PENDING: Under a new law pending in the Mexican Legislature, American vessels fishing shrimp would be permitted to unload their catches at Mexican ports where the shrimp could be processed in newly-opened plants, a June 28 report from the American Consul at Matamoros states. American fishing vessels are now permitted to enter Mexican ports with "touch and trade" papers only for refueling, icing, or minor repairs. Under the contemplated law, United States shrimp vessels would be permitted to unload their catches on payment of two cents per pound tax. For an additional two cents per pound, the shrimp could be processed, packaged, and frozen in Mexican ports.

With the increased activity in the processing field, Mexico can now offer three new processing plants in Carmen and those which have been in operation for some time at Mariscos del Carmen and Madere. Two other plants will soon be under way at Carmen and other plants are being considered for ports within range of the Mexican shrimp beds.

It is reported that the new legislation has excellent chances of becoming law since the Secretario de la Marina is allegedly in favor of the step. Passage of the law would probably lead to the eventual establishment of Carmen and Campeche as important fishing centers on the Gulf Coast just as Guaymas and Mazatlan are on the West Coast.

Norway

EXPERIMENTS ON USE OF DRY- AND BRINE-FROZEN HERRING AS BAIT: Further tests by the Norwegian Fisheries Research Laboratory have confirmed earlier experiments on the use of frozen herring for bait.^{1/} Herring frozen dry, as compared with similar herring frozen in brine, demonstrated a much greater ability to catch fish. The tests were carried out in a number of fishing areas under actual fishing conditions. Dry-frozen herring treated with ascorbic acid gave the same results as untreated herring, according to a report issued by the Norwegian Directorate of Fisheries. 1/SEE COMMERCIAL FISHERIES REVIEW, JANUARY 1950, P. 51.

* * * * *

FACTORY SHIP TO FISH OFF MOROCCO: A Norwegian fishing expedition consisting of four trawlers and the floating herring-meal factory ship, Clupea, was scheduled to go to the sardine fishing grounds off Morocco in mid-June, a June 5 American Embassy dispatch from Oslo states. The expedition will last from three to four months, and it is the first of its kind sent from Norway. If successful, it will pave the way for other expeditions using a factory vessel as a base of operations.

SEALING SEASON, 1951: The 1951 Norwegian sealing season recently ended with a catch of 142,000 animals, 22,800 more than last year. The Arctic Ocean catch amounted to 70,000 animals and 1,400 tons of blubber, 23,000 more animals and 500 tons more blubber than last year. The Newfoundland and vicinity catch amounted to 72,500 animals, 200 less than in 1950.

* * * * *

ITALIAN-NORWEGIAN COMMODITY EXCHANGE AGREEMENT CONCLUDED: A commodity exchange trade agreement was signed in Rome by Norway and Italy, the American Embassy at Oslo stated in a May 23 dispatch. The agreement replaced the trade agreement concluded between these two countries in November 1949. The new agreement, which went into effect on the date of signature (March 30, 1951), is retroactive to January 1, 1951, and will terminate on December 31, 1951. This commodity exchange regulation between the two countries, within the scope of the Office of European Economic Co-operation (OEEC), attempts to liberalize Norwegian-Italian trade to the greatest possible extent.

Norwegian imports of Italian goods will consist primarily of agricultural and finished goods, while Italian imports from Norway will include fishery products (see table).

Fisheries Commodities to be Exported by Norway to Italy Under the Terms of the Commodity Exchange Trade Agreement					
Italian Import Quotas (Maximum values permitted to be imported)			Norwegian Export Quotas (Minimum values established for export, subject to licensing)		
Commodity	Value		Commodity	Value	
	1,000 Krone	1,000 U.S.\$		1,000 Krone	1,000 U.S.\$
Non-Free List Goods:			Free-List Goods:		
Tuna and mackerel, fresh and frozen	7,000	980	Dried fish	40,000	5,600
Other frozen fish, including fillets	5,000	700	Klipfish and salted fish	10,000	1,400
Other fresh fish	2,000	280	Cod-liver oil:		
Canned fish, including tunafish	2,500	350	Medicinal	1,500	210
Fatty alcohols and other sperm oil products	1,500	240	Veterinary	1,000	140
Fish hooks	300	42	Industrial	3,500	490
Fish glue	100	14	Refined fish and whale oil	3,000	420
Seaweed products	150	21	Fatty alcohols and other sperm oil products	2,500	350

NOTE: MONETARY CONVERSION RATE - 1 NORWEGIAN KRONE EQUALS 14 U.S. CENTS.

Reciprocity transactions will from now on not be allowed on this new agreement. Reciprocity transactions which, prior to the signing of this agreement, have been

approved by the two Governments can be carried through in excess of the quantities or values quoted in the schedules of the agreement in conformity with the conditions assumed in the respective approvals.

* * * * *

PRODUCTION OF ACTH FROM WHALE HYPOPHYSINS STEPPED UP: ACTH prepared from whale hypophysins brought from the Antarctic by Norwegian whale factories is now available in sufficient supply. Norwegian production of this arthritis-relieving hormone is enough to provide hospitals with additional quantities for further research, the Norwegian Information Service announced on June 28.

The chief doctor of the Rheumatics Hospital recently told a group meeting in Sandefjord, Norway, that ACTH has proved most effective on arthritis patients at his hospital. It is believed that enough of ACTH prepared from whale hypophysins can be produced in the future to meet most of Norway's needs.

* * * * *

RECORD LARGE AND SPRING HERRING PRODUCTION REPORTED: The 1951 large and spring herring seasons produced a record quantity of herring. The fishing began January 22 and ended April 5 with a catch of over 9 million hectoliters (about 845,000 metric tons). Estimated disposition of the catch was as follows (in metric tons):

EXPORTED FRESH.....	74,400	DOMESTIC CONSUMPTION.....	5,580
SALTED.....	83,700	FROZEN FOR BAIT.....	6,510
TO KIPPER PLANTS.....	14,880	FOR HERRING OIL AND MEAL ..	660,300
		GRAND TOTAL	845,370

During the 25 days of the "storsild" or large herring season, 6,400,000 hectoliters (about 595,200 metric tons) were caught, or an average of 256,000 hectoliters (about 23,800 metric tons) per day. The largest catch in one day amounted to 700,000 hectoliters (about 65,100 tons). The total catch of "vaarsild" or spring herring totaled about 2,600,000 hectoliters (about 241,800 tons), reports the April 11 issue of Fiskaren, a Norwegian fishery periodical.



Republic of the Philippines

UNLIMITED IMPORTS OF CANNED FISH AUTHORIZED: The Price Stabilization Corporation (PRISCO) of the Philippines on April 1 took over from the Import Control Administration the licensing of 26 categories of essential import items, in accordance with an Executive Order issued in December 1950 but rendered ineffective for the first quarter of 1951.

PRISCO also was authorized by the President to import unlimited quantities of several commodities, including canned fish. Foreign exchange has been allocated by the Central Bank to PRISCO for the second quarter of 1951 for this purpose.

NOTE: SEE COMMERCIAL FISHERIES REVIEW, AUGUST 1950, PP. 53-6.



Portugal

AZORES ISLANDS FISHING INDUSTRY: Since 1929 the canned fish industry in the Azores Islands has been steadily increasing, states a May 17 American consular dispatch from Ponta Delgada in the Azores. These islands are now considered a province of Portugal.

There are at present 5 large and 6 small canneries, the principal ones being located on the islands of São Miguel and Terceira. They employ about 60 motor launches (with a crew of 1,200 fishermen) and a number of other small boats. When the industry is at its height the total number of persons employed is estimated around 2,500 persons, including fishermen, some of whom are recruited from Madeira Island for their superior skill. Tuna is the principal fish used for canning, though "bonito," a fish resembling a small tuna and the size of a good mackerel, is also largely used as are mackerel, pilchard, and sardines whenever large quantities are available.

Normal production is estimated at 1,500 metric tons per annum, however, the production in 1949 was considered the best in recent years with a total estimated production of 1,000 metric tons of canned fish, valued at about \$1,000,000. The bulk of the Azorean canned fish is exported to the United States, Italy, France, Switzerland, Belgium and to a limited extent Brazil.

There are no statistics available showing the total catch of fish in these islands, but figures furnished by the Captain of the Port's office at Ponta Delgada, covering the island of São Miguel, indicate that 6,174,427 pounds of fish, valued at \$237,896, were caught by fishermen of that Island in 1950.

AZORES WHALING INDUSTRY: Whaling, one of the oldest industries, has contributed considerably to the economic benefit of the Azores Islands. It is now an established activity on almost every island, especially São Miguel, where there is one good modern plant for the production of sperm oil, fertilizers, fish meal, and what is termed "ivory from the teeth of the cachalot." With the exception of a limited quantity of fertilizer and ivory used in the manufacture of souvenirs for the tourist trade, all other products are exported to foreign markets. There are no recent figures indicating the production of whale oil in the Islands, but Table 1 indicates the importance of the industry on the Island of São Miguel.

Table 1 - Island of São Miguel's Whale Catch, and Quantity and Value of Whale Oil Produced, 1940-49

Year	Whales Number	Oil		Estimated Value to Producers	
		Produced ^{1/} Metric Tons	Escudos	U.S. \$	
1949	3/	411	2,466,000	95,681	
1948	3/	574	3,444,000	137,760	
1945	103	340	2,444,000	97,760	
1944	76	254	1,524,000	60,960	
1943	93	337	2,022,000	80,880	
1942	64	270	1,620,000	64,800	
1941	39	230	1,380,000	55,200	
1940	84	295	1,770,000	64,251	

^{1/}MOSTLY SPERM OIL.

^{2/}VALUES CONVERTED ON THE BASIS OF ONE PORTUGUESE ESCUDO EQUALS 3.88 U.S. CENTS IN 1949, 4.00 U.S. CENTS FOR 1941 THROUGH 1948, AND 3.63 U.S. CENTS IN 1940.

^{3/}NOT AVAILABLE.

For a period during 1949 and 1950 whaling was suspended because of lack of capital and space to store sperm oil. Because there was no market for this oil in 1949 and early in 1950, inventories could not be moved. However, after the outbreak of hostilities in Korea in mid-1950, both European and American markets offered prices which permitted the resumption of whaling activities after stocks on hand were exported.

Production of sperm oil in the Azores during the first half of 1950 was estimated at 1,000 metric tons, valued at about 4,000,000 escudos (about \$138,800).



Ryukyu Islands

FISHERIES REPORT, 1949-50: After ten years, the fish production in the Ryukyu Islands still lags behind pre-World War II levels. The latest estimate for the 1949 production is 11,000 metric tons, only 73.6 percent of the 1939 production of 14,000 metric tons.

The Ryukyus are a source of a variety of fishery products. Among the more important marine products produced in the Islands are processed skipjack; fish pastes; dried fish, cuttlefish, and shark fins; salted fish; shells and cuttlefish bone; fish oils and sponges; and kaijinso (seaweed).

Ryukyu exports of marine products have been steadily increasing. The leading export product is sea shells, which accounted for 4,536.3 metric tons in 1950 (see table). Fishery products exported in 1950 totaled 4,805.0 metric tons, with a value of US\$361,171. Thus, exports increased 77.7 percent in quantity and 192.3 percent in value over the previous year, according to Bulletin No. 9 of the U. S. Civil Administration of the Ryukyu Islands, Sept.-Dec., 1950.



Ryukyu Islands Fishery Products Exports^{1/}, 1949-50

Commodity	1950		1949	
	Quantity Metric Tons	Value U.S.\$	Quantity Metric Tons	Value U.S.\$
Sea shells	4536.4	150,298	525.3	103,563
Dried shark fins	6.0	199	-	-
Green snail shells	4.5	900	-	-
Kaijinso (seaweed)	257.1	209,099	22.6	20,000
Dried bonito	1.0	675	-	-
Total	4805.0	361,171	547.9	123,563

^{1/}PEARL OYSTERS AND SEA CHESTNUTS ARE NOT INCLUDED.



Sweden

TWO RUSSIAN STEAM TRAWLERS LAUNCHED: The first two of four Russian steam trawlers being built in Sweden have been launched in the latter country, states the May 16 issue of Fiskaren, a Norwegian fishery periodical. Each vessel is 180 ft. long, will have a speed of 11.7 knots, and is equipped with a fish-meal plant and canning equipment. A 44-man crew will be carried.



United Kingdom

FROZEN FISH EXPORTS INCREASE: Quick-frozen fish exports by Grimsby and Hull firms recently have shown a marked increase, both in hard and soft currency areas, according to the May 26 issue of The Fishing News, a British fishery periodical. The increases noted are particularly for exports to Australia, Israel, and the United States.

British fishery firms believe that this trade will continue to increase.

* * * * *

INDUSTRIAL POTENTIALITIES OF BROWN SEAWEED: Early in the 1940's, the British Ministry of Supply established three factories in Scotland for the production of certain types of non-inflammable camouflage material from seaweed. There are now six British firms producing chemicals from brown and red seaweeds with a value of £750,000 (US\$2,100,525) per annum, according to an article in the May 1951 issue of a British pharmaceutical and fine chemical trade paper, The Manufacturing Chemist, abstracted by a member of the American Embassy in London.

The seaweed is generally harvested by hand, although some work has been done on the development of a mechanical harvester and the extension of collecting fields and processing techniques. Estimates place the amount of available littoral seaweed at 180,000 metric tons, with an additional 4,000,000 metric tons of economically harvestable seaweed existing below low-water mark. Studies of industrial potentialities are based on an estimate of 1,000,000 metric tons (net weight) per year.

As early as 1721, seaweed was used in Scotland for the production of various chemicals, beginning with sodium carbonate for the soap and glass industries and shifting in about 1860 to iodine and potassium salts. As the production of these salts from other sources developed, the industry became inactive until about 1934 when a company was formed to produce alginates from seaweed.

Alginic acid is now the only chemical commercially produced from brown seaweed. Mannitol, laminarin, and fucoidin are other products also being investigated by the Scottish Seaweed Research Association, which is studying the possibilities of seaweed industrial development.

NOTE: ALSO SEE COMMERCIAL FISHERIES REVIEW, FEBRUARY 1951, P. 72.



Union of South Africa

PILCHARD RESEARCH PROGRAM FINDINGS REPORTED: South Africa's fish meal and oil industry has limited its expansion pending a determination of pilchard and "maasbanker" (menhaden) resources off the west coast of South Africa, the American Consul reported in a May 10 dispatch from Cape Town. The objective of this research program was to ascertain to what extent pilchard populations can replace the mortality inflicted by decimation, either human or predatory, by natural reproduction, and the potential productivity of the pilchard populations. The scope is to determine the wisest exploitation of the available resources.

Areas Investigated: The inshore work at sea was carried out by two vessels, R. V. Schipa and P. E. Palinurus, from April 1950 to March 1951 within a sea area of approximately 800 square miles, incorporating the whole of St. Helena Bay and bounded by latitudes 32° S. and $34^{\circ}47'$ S., the shoreline, and longitude $17^{\circ}50'$ E. At the 15 stations worked weekly, oceanographical and biological (mainly planktonological) data were collected and recorded. Catches from commercial fishing vessels were sampled at sea and on shore.

Offshore work at sea was handled by the R. S. Africana II, operating from Cape Town as a base. It completed 21 cruises and bimonthly covered 20 routine stations located within a sea area of approximately 4,800 square miles bounded by the latitudes of Lamberts Bay and Saldanha Bay, the shoreline, and the 200-fathom contour. Operations at these stations were similar to those for the inshore stations. This vessel also operated in a non-routine exploratory field outside of the Cape Point latitude in the south, the Hondeklip Bay latitude in the north, and as far as 170 miles offshore. This was done in an attempt to locate mass-spawning or breeding areas of the pilchards. A continuous echo-sounding search with appropriate graphic recordings for subsurface fish schools was maintained by the R. S. Africana II.

Field stations at Lamberts and Stumpnose Bays collected and examined samples taken from catches of individual commercial craft. An examination of plankton hauls made by the inshore research vessels was also undertaken at these stations.

Findings: Preliminary findings contained in this report suggest that a more intensive exploration of pilchard resources could be practiced without depleting resources. However, the Division of Fisheries is reluctant to permit an easing of restrictions until completion of its research program. Some findings of the program are as follows:

1. HYDROLOGY: AVERAGE TEMPERATURES WERE HIGHER INSHORE IN WINTER THAN IN EARLY SUMMER, A FACT CONNECTED WITH THE PREVALENCE OF SOUTHERLY WINDS IN SUMMER WHICH INDUCED UPWELLING OF COLDER WATER NEAR THE COAST. SOME 50-80 MILES OFF SHORE, THE AMOUNT OF UPWELLING IN EARLY SUMMER WAS NOT SUFFICIENT TO COUNTERACT THE RISE IN TEMPERATURE DUE TO SOLAR RADIATION AND CONSEQUENTLY EARLY SUMMER TEMPERATURES OFF SHORE WERE HIGHER THAN IN WINTER. OPPOSITELY-DIRECTED CURRENTS WERE NOT ALWAYS PRESENT AND WERE SOMETIMES FOUND AT DIFFERENT DISTANCES FROM THE COAST. THE CHIEF FACTOR CONTROLLING THE PRESENCE OF THESE CURRENTS IS CONSIDERED TO BE THE DIRECTION OF THE SURFACE WIND. LARGE SWIRLS OR EDDIES OF WATER APPEARED TO BE PRESENT, SOME MOVING CLOCKWISE, OTHERS COUNTERCLOCKWISE. THE AREAS BETWEEN OPPOSITELY-DIRECTED CURRENTS ARE OF FUNDAMENTAL IMPORTANCE TO THE SUPPLY OF NUTRIENT SALTS (E.G., PHOSPHATES) TO PLANKTON ON WHICH PILCHARDS FEED. THE MOVEMENT INSHORE OR AWAY FROM THE SHORE OF SUCH AREAS HAS A BASIC INFLUENCE ON THE AVAILABILITY OF THE PILCHARD FOODSTUFFS NEAR THE REGIONS OF INTENSIVE FISHING IN ST. HELENA BAY.

2. PLANKTON: WITHIN THE AREA INVESTIGATED, INCLUDING THE REGION NOW INTENSIVELY FISHED, PLANKTON WAS ABUNDANT AND DOMINANTLY PHYTOPLANKTONIC IN COMPOSITION INSHORE, BUT RELATIVELY POOR AND DOMINANTLY ZOOPLANKTONIC IN COMPOSITION OFFSHORE. THE ANNUAL OCCURRENCE OF THE PLANKTONIC STAGES OF NO LESS THAN 45 SPECIES, REPRESENTING ALMOST ALL GROUPS OF THE ANIMAL KINGDOM, WAS ESTABLISHED FROM EXAMINATION OF THE PLANKTON CATCHES. FROM A QUANTITATIVE POINT OF VIEW, IT IS CLEAR THAT THE HUGE SHOALS OF MATURING PILCHARDS FREQUENTING ST. HELENA BAY HAVE MORE THAN AN ADEQUATE FOOD SUPPLY IN THESE INSHORE WATERS. IN REGARD TO THE PLANKTONIC DEVELOPMENT STAGES OF THE PILCHARD IN THE PLANKTON CATCHES, IT APPEARED THAT PRESEALED LARVAE AND EGGS WERE COMPLETELY ABSENT IN INSHORE WATERS, WHERE CRUSTACEOUS AND DIATOMACEOUS PLANKTON ORGANISMS WERE FOUND TO BE MOST ABUNDANT AND SURFACE TEMPERATURES WERE LOWEST. IN OFFSHORE WATERS, WHERE THE SUPPORTING PLANKTON WAS CONSISTENTLY POOR IN QUANTITY, DISTINCTLY AN OCEANIC TYPE IN WHICH SALPS, DOLIOLIDS AND OTHER TUNICATES WERE FREQUENTLY REPRESENTED, AND THE SURFACE TEMPERATURES WERE HIGHER THROUGHOUT, SUCH LARVAE AND EGGS NEVER OCCURRED IN LARGE NUMBERS.
3. SPAWNING OR BREEDING AREAS: IN REGARD TO PILCHARD SPAWNING OR BREEDING AREAS, THE POSITION TO DATE IS THAT NEITHER A SPECIFIC SEASON NOR A LOCUS OR LOCI HAVE BEEN FOUND. NO PATTERN OF OCCURRENCE AND/OR DISTRIBUTION IS DISCERNIBLE TO DATE AND THE NUMBERS OF PILCHARD EGGS AND LARVAE FOUND WERE NEVER LARGE ENOUGH TO INDICATE MASS SPAWNING AT ANY POINT OR OVER ANY AREA OF CONCENTRATION DURING ANY SPECIFIC PERIOD OF TIME. THE COMPLETE ABSENCE OF EGGS AND LARVAL FORMS FROM INSHORE WATERS, WHICH INCLUDE ST. HELENA BAY AREA, WAS INDICATIVE OF THE FACT THAT BREEDING DOES NOT TAKE PLACE IN THE WATERS CURRENTLY FISHED COMMERCIALY. ADULT FISH CAUGHT COMMERCIALY IN THE ST. HELENA BAY AREA, MORE ESPECIALLY THOSE CAUGHT CLOSE INSHORE, WERE GENERALLY SEXUALLY INACTIVE. SUCH ACTIVITY WAS SLIGHTLY MORE MANIFEST IN FISH CAPTURED IN THE SEAWARD PARTS OF ST. HELENA BAY, BUT ON NO OCCASION WAS A SINGLE FISH FOUND IN A RIPE-RUNNING CONDITION. AN INDICATION TO THE EXTENT OF THIS SEXUAL ACTIVITY WAS THE FACT THAT INSHORE-CAUGHT FISH HAD BEEN FEEDING VORACIOUSLY, WHEREAS SEAWARD-CAUGHT FISH HAD BEEN FEEDING LESS ACTIVELY.
4. FEEDING: ADULT FISH APPARENTLY SUBSIST ON A DIET ALMOST EXCLUSIVELY PHYTOPLANKTONIC IN COMPOSITION, AND IN THIS REGARD THEY ARE SELECTIVE FEEDERS IN RELATION TO THE AVAILABLE ZOOPLANKTONIC FOODSTUFFS. SELECTIVE FEEDING WITHIN THE PHYTOPLANKTONIC FIELD HAS NOT YET BEEN DETERMINED. PRESEALED LARVAL FORMS, ON THE CONTRARY, APPEAR TO FEED PRACTICALLY EXCLUSIVELY ON ZOOPLANKTONIC ORGANISMS, BUT TO DATE, THESE DATA ARE INCONCLUSIVE.
5. AGE ANALYSIS: SCALE AND OTOLITH STUDIES SHOWED WITH REASONABLE SURETY THAT THE COMMERCIALY-EXPLOITED PILCHARD POPULATION IS GENERALLY COMPOSED OF FISH BETWEEN 2 AND 4 YEARS OF AGE. SOME 5-YEAR-OLD FISH MAY HAVE BEEN PRESENT IN SMALL NUMBERS, BUT FISH UNDER 2-YEARS OLD WERE EITHER ABSENT FROM THE AREA, VERY RARE, OR NOT CAPTURED BY THE COMMERCIAL GEAR CURRENTLY EMPLOYED. AGE-FREQUENCY COMPOSITION OF THE POPULATION HAS NOT YET BEEN DETERMINED.

THE ANALYSIS OF MORPHOMETRIC DATA HAS TO DATE REVEALED NO DISTINCTIVE RACES IN THE POPULATION.
6. ST. HELENA BAY: THE ST. HELENA BAY AREA IN WHICH THE COMMERCIAL FISHERY CURRENTLY OPERATES REPRESENTS AN AREA IN WHICH ALL THE ENVIRONMENTAL FACTORS, BOTH PHYSICO-CHEMICAL AND BIOLOGICAL, ARE FAVORABLE FOR FINAL CONDITIONING FOR BREEDING. THIS AREA FAVORS SCHOOLS IN PROGRESSIVE STAGES OF SEXUAL DEVELOPMENT, ENTERING AND DEPARTING FROM IT IN SUCCESSION FOR THE SPAWNING GROUNDS WHEN PRESPAUNING CONDITIONING HAS ADVANCED TO THE CRITICAL STAGE IN EACH CASE. IT APPEARS THAT THE FINAL SCHOOLS ENTER THE AREA SOMETIME IN OCTOBER AND PRACTICALLY A COMPLETE DEPARTURE OCCURS SOMETIME IN NOVEMBER. THE ROTATIONAL PROCEDURE IS RESUMED SOMETIME IN MARCH OR APRIL IN RELATION TO RE-ESTABLISHMENT IN SEASONAL TIME OF THE FAVORABLE PHYSICO-CHEMICAL/BIOLOGICAL NORM.
7. CONDITION OF THE FISH FOR COMMERCIAL USES: IN REGARD TO THE CONDITION OF THE FISH FOR INDUSTRIAL PROCESSING, INCLUDING CANNING AND MEAL AND OIL PRODUCTION, IT SEEMS TO BE CLEAR THAT A PROGRESSIVE RECESSION OCCURS, BOTH IN MASS-PREVALENCE AND INDIVIDUAL STATE, COMMENCING IN LATE

AUGUST AND CONTINUING TO THE TIME OF DEPARTURE OF THE SCHOOLS FROM ST. HELENA BAY SOMETIME IN NOVEMBER. THIS RECESSION IS MANIFESTED INTER ALIA BY FLABBINESS OF THE FLESH, ADHESIVENESS OF SCALES, SO-CALLED "STOMACH-BURN," AND PAUCITY OF OIL CONTENT. WHETHER THESE CHARACTERISTICS ARE DIRECTLY RELATED SPECIFICALLY TO BIOLOGICAL FACTORS, SUCH AS DEVELOPMENT TOWARDS SEXUAL ACTIVITY, A SELECTIVE OR GENERAL SEASONAL DIET, PHYSICO-CHEMICAL FACTORS SUCH AS WATER TEMPERATURES, OR A COMBINATION OF SOME OR ALL THESE AND OTHER ECOLOGICAL FACTORS, REMAINS TO BE ESTABLISHED. THE PROGRESSIVELY LOWER OIL YIELD AND THE PROGRESSIVE DETERIORATION IN THE QUALITY OF THE CANNED PACK DURING THIS PERIOD OF RECESSION IN THE FISH'S CONDITION ARE DEMONSTRABLE FACTS. AN ANALYSIS OF ALL DATA TO DATE REVEALS A PROGRESSIVE RECESSION IN QUALITY OF THE CANNED PACK OF PILCHARDS FROM AUGUST ONWARDS.

Recommendations: The report recommends that the fishing season be closed during September and October 1951, under the provision of Proclamation No. 195 (defining the area closed to fishing) dated August 4, 1949, and the restrictions in new plant construction contained in Proclamation No. 260 dated October 27, 1950, be enforced for at least twelve months from the date of promulgation. For the moment at least, the pilchard fishing industry is inclined to support the restrictive measures recommended by the Division of Fisheries.



U. S. S. R.


RUSSIAN VESSELS FISHING HERRING OFF NORTHERN NORWAY: Ten Russian fishing vessels and a mothership were currently operating off Andøya in Northern Norway, according to a report in the June 6 issue of Fiskaren, a Norwegian trade periodical. They were said to be taking good catches of large or winter herring. A fisherman from Andenes found about a hundred pounds of thin large herring in a small strip of a Russian gill net attached to a float which had torn itself loose.

The Norwegians are aware that spawning occurs both on Røst Bank and Traena Bank, according to a Norwegian scientist, Finn Devold. In 1938 a Russian expedition found herring from Lofoten to Stjernøya. The Russians believed the herring were a separate stock and called them Murmansk herring. Norwegian investigations also have found spawning herring there as well as herring larvae over the whole area in May.

Although the presence of these herring is not new, it is too early to say whether they have anything to do with the Norwegian large or winter herring. It is also an open question whether they are present in such volume that a fishery can be profitable. There have been many reports from Norwegian vessels passing large schools of herring on the way to Norway from the Arctic Ocean and Jan Mayen. But the herring observed were dispersed and the period was during the lightest part of the year. A solution to the problem is one of the things to be sought by the continued scientific investigations of the Norwegians.

A later report in the same periodical states that the mothership Angara is a Swedish-built refrigerator ship of 1,100 metric tons and that the fishing vessels are the first ten of 92 Russian trawlers now being built in East Germany.





Department of Commerce
NATIONAL PRODUCTION AUTHORITY

BASIC RULES OF THE PRIORITIES SYSTEM AMENDED: By issuing NPA Reg. 2 as amended on July 17, the National Production Authority has brought up to date the basic rules of the priorities system and liberalized the provisions concerning the use of DO ratings to replace materials taken from inventory.

Section 3 (which establishes the DO rating) was revised to explain the new identification method which replaces the present two-digit program identification system. Regulation 2 as amended states that DO ratings with the new identification (one letter and one digit, or two or more letters) will take precedence over DO ratings with the old two-digit identification during the third quarter, except for 11 ratings listed in Direction 2 to CMP Regulation 3.

In addition, outstanding small orders pooled under the rating DO-99 for third-quarter delivery automatically will be considered as converted to the new program identification, DO-Z-8.

NPA said that new program identifications will be supplied manufacturers at the same time the manufacturers receive their authorized controlled materials allotments. For this reason, NPA explained, no list has been issued designating the new symbols or digits which will identify present two-digit DO ratings for existing programs.

The amendment emphasizes that rated orders for manufactured items may not be extended to obtain materials for improvement, expansion, or construction; for machine tools or other capital equipment; or for maintenance, repair or operating supplies.

The regulation as amended permits a manufacturer to extend a rating to replace inventory three months after receipt of the order bearing the rating, or one month after using materials from inventory to fill the order.

REG. 2—BASIC RULES OF THE PRIORITIES SYSTEM

This amendment to NPA Reg. 2 is found necessary and appropriate to promote the national defense and is issued pursuant to the authority granted by section 101 of the Defense Production Act of 1950. Consultation with industry representatives, including trade association representatives, in advance of the issuance of this amendment has been rendered impracticable by the fact that this amendment applies to all trades and industries.

This amendment affects NPA Reg. 2, as amended Feb. 27, 1951, as follows: It amends paragraph (d) of section 2; amends section 3 and adds a new para-

graph designated (b); amends the title of section 4; redesignates paragraphs (a) and (b) of section 4 and inserts a new paragraph (a); amends paragraphs (a) and (b) of section 5 and deletes a sentence in said paragraph (b); amends section 6, and paragraph (a) of section 8; amends paragraphs (a), (c), and (d) of section 9; adds subparagraph (5) to paragraph (c) of section 10; amends paragraph (d) of section 10; amends sections 16 and 20; amends section 27; renumbers sections 26 and 27 and inserts a new section 27; deletes section 31; and adds List A at the end of the regulation.

As amended, NPA Reg. 2 reads as follows:

- GENERAL
- Sec.
1. What this order does.
 2. Definitions.
 3. Rating authorized.
 4. When ratings may be assigned or applied.
 5. When ratings may be extended for material.
 6. Additional restrictions upon the use of ratings for certain materials.
 7. Use of ratings for services.
 8. How to apply or extend a rating.
 9. Special provisions applicable to extensions; grouping of orders.
 10. Rules for acceptance and rejection of rated orders.
 11. Report to NPA of improperly rejected orders.
 12. Cancellation of ratings.
 13. Sequence of filling rated orders.

- Sec.
 14. Changes in customers' orders.
 15. Delivery or performance dates.
 16. Mandatory orders and directives.
 17. Use or disposition of material acquired under this order.
 18. Delivery for unlawful purposes prohibited.
 19. Intracompany deliveries.
 20. Inventory restrictions on materials acquired with a rating.
 21. Scope of regulations and orders.
 22. Defense against claims for damages.
 23. Records.
 24. Audit and inspection.
 25. Reports.
 26. Applications for adjustment or exception.
 27. Communications.
 28. Violations.

AUTHORITY: Sections 1 to 28 issued under sec. 704, Pub. Law 774, 81st Cong., Pub. Law 69, 82d Cong., Interpret or apply sec. 101, Pub. Law 774, 81st Cong., Pub. Law 69, 82d Cong., sec. 101, E. O. 10161, Sept. 9, 1950, 15 F. R. 6105 3 CFR, 1950 Supp.; sec. 2, E. O. 10200, Jan. 3, 1951, 16 F. R. 61.

SECTION 1. What this order does. This order states the basic rules of the priorities system to be administered by the National Production Authority. It states what kind of orders are rated orders, how to place them, and the preference status of such orders. These rules apply to all business transactions within the jurisdiction of NPA unless more specific regulations, orders, or directives of NPA state otherwise.

Sec. 2. Definitions. (a) "Person" means any individual corporation, partnership, association, or any other organized group of persons, and includes any agency of the United States or any other government.

(b) "Materials" means any raw, in-process, or manufactured commodity, equipment, component, accessory, part, assembly, or product of any kind.

(c) "NPA" means the National Production Authority.

(d) "Rated order" means any purchase order, contract, or other form of procurement for materials or services bearing an authorized rating and the certification required by this regulation or any other applicable regulation or order of NPA.

(e) "Assignment" of a rating. A rating is assigned when NPA, or a Government agency that it has authorized, grants a person the right to use the rating.

(f) "Application" of a rating. A rating is applied when the person to whom it is assigned uses the rating.

(g) "Extension" of a rating. A rating is extended when it is used by the person to whom it was applied or when it is further used by another person to whom it was extended.

Sec. 3. Rating authorized. (a) Only a single rating is authorized, to be known as a "DO rating." This rating will be indicated by the prefix DO and an identification of the program, which must be furnished a supplier by the person who is using the rating. All DO rated orders

will have equal preferential status as provided in this regulation, except that (subject to contrary written directives issued by the NPA) a DO rated order with a program identification consisting of a letter and one digit (for example, DO-K 5) or consisting of two or more letters (for example, DO-SU), which calls for delivery during the third calendar quarter of 1951, takes priority over a DO rated order with a program identification consisting of two digits (for example, DO-39). A DO rated order with a program identification consisting of a letter and one digit or consisting of two or more letters constitutes a "rating with an allotment number or symbol" as referred to in CMP regulations.

(b) A DO rating shall have no effect on deliveries on orders calling for delivery of controlled materials (as defined in CMP Regulation No. 1) after September 30, 1951.

Sec. 4. When ratings may be assigned or applied. (a) A claimant agency, or other person designated by NPA, may be authorized by NPA to assign or apply a DO rating.

(b) When a regulation, order, or certificate assigns a DO rating to any person either by naming him or by describing the class of persons to which he belongs, that person may apply the DO rating to get delivery of material or the performance of certain services.

(c) No person may place rated orders for more material than he is authorized to rate even though he intends to cancel some of the orders or reduce the quantity of material ordered to the authorized amount before it is all delivered.

Sec. 5. When ratings may be extended for material. (a) When a person has received a rated order for the delivery of material, he may extend the rating to get the material which he will deliver on that order, or which will be physically incorporated in the material which he will deliver, including containers and packaging materials required to make the delivery, and including also chemicals directly used in the production of the material. If the material is to be processed, this includes the portion of it which would normally be consumed or converted into scrap or byproducts in the course of processing. However, he may not extend such a rating to get material for plant improvement, expansion, or construction, or to get machine tools or other items which he will carry as capital equipment, or to get maintenance, repair, or operating supplies.

(b) If a person has made delivery of material or has incorporated it into the material which he has delivered on a rated order, he may extend the rating to replace it in his inventory subject to the inventory provisions of any NPA regulation or order. Any material ordered with a rating as replacement in inventory must be substantially the same as the material which the person delivered or incorporated in the material which he delivered, except for minor variations in size, shape, or design.

Sec. 6. Additional restrictions upon the use of ratings for certain materials. The ratings established by this regulation shall have no effect upon deliveries of any of the items listed or referred to in List A at the end of this regulation. No person shall use ratings to obtain any of such items, and no person selling any such items shall require a rating as a condition of sale. Any rating purporting to be used to obtain any such items on a preferred basis shall be void.

Sec. 7. Use of ratings for services.

(a) When a person is entitled to use a rating to get processed material, he may furnish the unprocessed material to a processor and use the same rating to get the material processed.

(b) If NPA specifically authorizes a person to use a rating to get services, he may use it for that purpose.

(c) Except as provided in paragraphs (a) and (b) of this section, no person may use a rating to get services.

(d) A person to whom a rating for services, as distinct from the production or delivery of material, has been applied or extended may not extend the rating for any purpose.

Sec. 8. How to apply or extend a rating. (a) When a person applies or extends a rating, he must put the prefix DO and an identification of the program supplied to him, for example DO-39, or DO-K2 or DO-SU on his purchase order, or on a separate piece of paper attached to the order or clearly identifying it, together with the words "Certified under NPA Reg. 2," signed as prescribed in this section. This certificate constitutes a representation to the supplier and to NPA that the purchaser is authorized under the provisions of this regulation or CMP regulations to use the rating for the delivery of the materials covered by the purchase order. A certification under any CMP regulations shall be deemed to be a certification under this regulation.

(b) Certifications on purchase or delivery orders must be signed by the person placing the order or by a responsible individual who is duly authorized to sign for that purpose. The signature must be either by hand or in the form of a rubber stamp or other facsimile reproduction of a handwritten signature. If a facsimile signature is used, the individual who uses it must be duly authorized in writing to use it for this purpose by the person whose signature it is, and a written record of the authorization must be kept.

(c) When a rated order is placed by telegram, the rating identification and certificate must be set out in full in the telegram. It will be sufficient if the file copy of the telegram is signed in the manner required for certification by this order.

(d) On rated orders requiring shipment within 7 days, the substance of the certification may be stated verbally or by telephone. However, the following rules must be complied with:

(1) The person making the statement for the buyer must be a person duly authorized to make the certification.

(2) Both the buyer and the seller must promptly make a written record of the fact that the certification was given orally and the record must be signed by the buyer in the same way as a certification.

(e) The person who places a rated order, the individual whose signature is used, and the individual who approves the use of the signature, will each be considered to be making a representation to NPA that the statements contained in the certification are true to the best of his knowledge and belief. The person receiving the certification and any other information required to be included with it, shall be entitled to rely on it as a representation of the buyer unless he knows or has reason to believe that it is false.

(f) No person shall knowingly apply or extend or purport to apply or extend a rating to any order unless he is entitled to do so. No person shall apply or extend a rating for material or services after he has received the material or after the services have been performed, and any person who receives such a rating shall not extend it.

SEC. 9. *Special provisions applicable to extensions; grouping of orders.* (a) No person may extend any rating to replace inventory after the expiration of 3 months from the date of receipt of the order bearing the rating, or 1 month from the date he took from inventory the material being replaced, whichever date is later.

(b) If the purchase requirements for filing a number of rated orders for different items bearing different rating identifications are combined in one purchase order, each applicable rating identification must be placed alongside the related item.

(c) If the purchase requirements for filing a number of rated orders for the same material but bearing different rating identifications are combined in one purchase order, the purchase order must show the amount of such material to which a particular rating identification is extended.

(d) In the case of a manufacturer of common components or shelf items or any other person who has a number of rated orders for which he cannot place orders for minimum commercially procurable quantities of materials, to fill the rated orders individually, he may place one rated order for all the materials using the identification symbol DO-Z8 (formerly DO-99). Orders bearing the rating DO-99 and outstanding on July 17, 1951, shall have the same preferential status as though they were rated DO-Z8. However, the amounts so ordered may not exceed the total amount of the material required for the rated orders so combined.

SEC. 10. *Rules for acceptance and rejection of rated orders.* Every order bearing a rating must be accepted and

filled regardless of existing contracts and orders except as provided in this section. The "existing contracts and orders" referred to include not only ordinary purchase contracts but other arrangements achieving substantially the same results, though in form they may concern the use of production facilities rather than the material produced.

(a) A person must not accept a rated order for delivery on a date which would interfere with delivery of rated orders which he has already accepted, nor if delivery of the material ordered would interfere with delivery on an order which NPA has previously directed him to fill.

(b) If a person, when receiving a rated order bearing a specific delivery date, does not expect to be able to fill it by the time requested, he must not accept it for delivery at that time. He must either (1) reject the order, stating when he could fill it, or (2) accept it for delivery on the earliest date he expects to be able to deliver, informing the customer of that date. He may adopt either of these two courses, depending on his understanding of which his customer would prefer. He may not reject a rated order just because he expects to receive other rated orders in the future.

(c) A supplier does not have to accept a rated order in any of the following cases, but there must be no discrimination in such cases against rated orders or between rated orders of different customers:

(1) If the person seeking to place the order is unwilling or unable to meet regularly established prices and terms of sale or payment. When a person who has a rated order asks a supplier to quote his regularly established prices and terms of sale or payment, the supplier must do so, except that if this would require detailed engineering or accounting work, he may give his best estimate without such work and say that it is not binding. However, the supplier need not quote if he is not required to accept the rated order and advises the person seeking the quotation of the reason for his refusal.

(2) If the order is for the manufacture of a product or the performance of a service of a kind which the person to whom the order is offered has not usually made or performed, and in addition, if either (i) he cannot fill the order without substantially altering or adding to his facilities or (ii) the order can readily be performed by someone else who has usually accepted and performed such orders.

(3) If an order for material is offered to a person who produces or acquires it for his own use only, and he has not filled any orders for that material within the past 2 years. If he has filled any orders within that period, but the rated order would take more than the excess over his own needs, he may reject the order for any amount over the excess.

(4) If filling the order would stop or interrupt the supplier's operations during the next 60 days in a way which would cause a substantial loss of total production or a substantial delay in operations.

(5) If the acceptance or performance of the order would violate any other regulation or order of NPA in effect at the time such order is received.

(d) A producer need not accept a rated order from another person who produces the same product. A processor need not accept a rated order from another person who performs the same processing service.

(e) Any person who refuses to accept a rated order shall, upon written request of the person placing the order, promptly give his reasons in writing for his refusal.

SEC. 11. *Report to NPA of improperly rejected orders.* When a rated order is rejected in violation of this regulation, a report of the relevant facts may be filed with the National Production Authority, Washington 25, D. C., Ref: NPA Reg. 2. NPA will take such action as it considers appropriate after requiring an explanation from the person rejecting the order.

SEC. 12. *Cancellation of ratings.* If a rating which has been used by a person is revoked, he must immediately, in the case of each order to which he has applied such rating, either cancel the order or inform his supplier that it is no longer to be treated as a rated order. If any person receives notice from his customer or otherwise that the customer's order is no longer a rated order or that the customer's order is cancelled, he must immediately withdraw any extensions of that rating which he has made to any purchase order placed by him.

SEC. 13. *Sequence of filling rated orders.* (a) Every person who has rated orders on hand must schedule his operations, if possible, so as to fill each rated order by the required delivery or performance date. If this is not possible for any reason, he must give precedence to all rated orders over unrated orders.

(b) As between conflicting rated orders, precedence must be given to the order which was received first with the rating: *Provided*, That orders received prior to October 3, 1950, and which receive ratings prior to October 31, 1950, take precedence as of the dates on which orders were first placed. As between conflicting rated orders received on the same date, precedence must be given to the order which has the earliest required delivery or performance date.

(c) A rated order calling for earlier delivery than a rated order already accepted must not be allowed to interfere with scheduled delivery on the first order, but if both deliveries can be made on schedule it is not necessary to produce or make delivery on the first customer's order ahead of the second.

(d) In the usual case, the date on which specifications have been furnished to the manufacturer in sufficient detail to enable him to put the product into production is to be considered the date on which the rated order is received.

(e) If a rated order or a rating applicable to an order is cancelled when the supplier has material in production to fill it, he need not immediately stop processing in order to put other rated orders into production. He may continue to process the material which he had put into production for the cancelled order to a stage of completion which will avoid a substantial loss of total production, but he may not incorporate any material which he needs to fill any rated orders on hand. He may not, however, delay putting other rated orders into production for more than 15 days.

Sec. 14. Changes in customers' orders. (a) The general rule is that any change in a customer's rated order constitutes a cancellation of the order and must be considered as a new order received on the date of the change, if the change will require the manufacturer to interfere with his production. For example:

(1) A change in shipping destination does not constitute the placing of a new order.

(2) An increase in the total amount ordered is a new order to the extent of the increase unless it can be filled with only a negligible interference with the filling of later rated orders.

(3) A change in the date of the delivery, whether advanced or deferred, when made by the customer, is a new rated order if it interferes with production or delays delivery on another rated order.

(4) A reduction in the total amount ordered will presumably not require a change in the manufacturer's schedule and will not constitute a new rated order. If the quantity is reduced below a minimum production quantity, the manufacturer may insist on the delivery of not less than a minimum production quantity. If the customer is not willing to order that amount, the manufacturer may reject the order. The manufacturer may not discriminate between customers in requiring delivery of minimum production amounts.

(5) When the customer directs the manufacturer to hold or suspend production without specifying a new delivery date, the rated order must be considered cancelled. If requested to do so within 10 days after receiving such an instruction, the manufacturer must reinstate the order as nearly as possible to its former place in his proposed schedule of delivery as long as the reinstatement does not cause loss of production or delay in the scheduled deliveries of other rated orders. Any request for reinstatement made after 10 days shall be treated as the placing of a new rated order.

(6) Where minor variations in size, design, capacity, etc., are requested by the customer and can be arranged by the manufacturer without interfering with his production, such changes do not constitute a new rated order.

(b) Where a change in an order constitutes a new rated order, the conditions existing at the time the change is

received govern the acceptance of the rated order and its sequence in delivery under the rules of this regulation.

Sec. 15. Delivery or performance dates. (a) Every rated order must specify delivery or performance on a particular date or dates or during a particular month, which, in no case, may be earlier than required by the person placing the order. Any order which fails to comply with this requirement shall not be treated as a rated order. The words "immediately" or "as soon as possible" or other words to that effect do not meet the requirements of this paragraph.

(b) The required delivery or performance date, for purposes of determining the sequence of deliveries or performance pursuant to section 13 of this regulation, shall be the date on which delivery or performance is actually required. The person with whom the rated order is placed may assume that the required delivery or performance date is the date specified in the order or contract unless he knows earlier (1) that the date so specified was earlier than required at the time the order was placed, or (2) that delivery or performance by the date originally specified is no longer required by reason of any change of circumstances. A delay in the scheduled receipt of any other material which the person placing the order requires prior to or concurrently with the material ordered, shall be deemed a change of circumstances.

(c) If, after accepting a rated order which specifies the time of delivery, the person with whom it is placed finds that he cannot fill it approximately on time, he must promptly notify the customer, telling him when he expects to be able to fill the order.

Sec. 16. Mandatory orders and directives. Every person shall comply with each mandatory order and directive issued to him by the NPA. Mandatory orders and directives issued by the NPA take precedence over rated orders previously or subsequently received, unless a contrary instruction appears in the mandatory order or directive.

Sec. 17. Use or disposition of material acquired under this order. (a) Any person who gets material with a rating or through a specific authorization or a directive of NPA must, if possible, use or dispose of it (or of the product into which it has been incorporated) for the purpose for which the assistance was given. Physical segregation is not required as long as the restrictions applicable to any specific lot of material or product are observed with respect to an equivalent amount of the same material or product.

(b) The restriction in paragraph (a) of this section does not apply when a material, or a product into which it has been incorporated, can no longer be used for the purpose for which the priority assistance was given, for example, when the assistance was given to fill a particular order and the material or product does not meet the customer's specifica-

tions or the contract order is cancelled. In such cases the rules on further use or disposition in paragraph (c) of this section must be observed.

(c) The holder of a material or product subject to paragraph (b) of this section may sell it as long as he complies with all requirements of other applicable section of this order and of other orders and regulations of NPA, or he may use it himself in any manner or for any purpose as long as he complies with such requirements.

Sec. 18. Delivery for unlawful purposes prohibited. No person shall deliver any material which he knows or has reason to believe will be accepted, redelivered, held, or used in violation of any order or regulation of NPA.

Sec. 19. Intracompany deliveries. The provisions of this regulation apply not only to deliveries to other persons, including affiliates, and subsidiaries, but also to deliveries from one branch, division, or section of a single enterprise to another branch, division, or section of the same or any other enterprise under common ownership or control.

Sec. 20. Inventory restrictions on materials acquired with a rating. The inventory restrictions described in all NPA regulations and orders (including CMP Regulation No. 2) apply to all materials subject thereto.

Sec. 21. Scope of regulations and orders. (a) All regulations and orders of NPA (including directions, directives, and other instructions) apply to all subsequent transactions even though they are covered by contracts previously entered into. Regulations and orders apply to transactions in the territories or insular possessions of the United States unless the regulation or order specifically states that it is limited to the continental United States or to the 48 States and the District of Columbia. However, restrictions of NPA orders or regulations on the use of material or on the amount of inventory shall not apply when the material is used or the inventory is held directly by the Department of Defense outside the 48 States and the District of Columbia, unless otherwise specifically provided.

(b) All orders and regulations of NPA which control the sale, transfer, or delivery of any material, product, or equipment, apply to sales made by any person, whether for his own account or for the account of others, and all restrictions upon accepting delivery apply to acceptance of delivery at any type of sale, including sales made by auctioneers, receivers, and trustees in bankruptcy, and in other cases where the assets of a business are being liquidated.

Sec. 22. Defense against claims for damages. No person shall be held liable for damages or penalties for any default under any contract or order which shall result directly or indirectly from compliance with any regulation or order of NPA (including any direction, directive,

or other instruction), notwithstanding that any such regulation or order shall thereafter be declared by judicial or other competent authority to be invalid.

Sec. 23. Records. Each person participating in any transaction covered by this regulation shall retain in his possession for at least 2 years records of receipts, deliveries, inventories, and use, in sufficient detail to permit an audit that determines for each transaction that the provisions of this regulation have been met. This does not specify any particular accounting method and does not require alteration of the system of records customarily maintained, provided such records supply an adequate basis for audit. Records may be retained in the form of microfilm or other photographic copies instead of the originals.

Sec. 24. Audit and inspection. All records required by this regulation shall be made available at the usual place of business where maintained for inspection and audit by duly authorized representatives of NPA.

Sec. 25. Reports. Persons subject to this regulation shall make such records and submit such reports to NPA as it shall require, subject to the terms of the Federal Reports Act of 1942 (5 U. S. C. 139-139F).

Sec. 26. Applications for adjustment and exception. Any person affected by this regulation may file an application for adjustment or exception upon the ground that it works an undue or exceptional hardship upon him not suffered generally by others in the same trade or industry or that its application to him would not be in the interest of the national defense or in the public interest. In examining requests for adjustment claiming that the public interest is prejudiced by the application of any provision of this regulation, consideration will be given to the requirements of the public health and safety, civilian defense, and dislocation of labor and resulting unemployment that would impair the defense program. Applications shall be in writing, filed in triplicate with NPA, Washington 25, D. C. Ref: NPA Reg. 2, and shall set forth all pertinent facts, the nature of the relief sought, and the justification therefor.

Sec. 27. Communications. All communications concerning this regulation shall be addressed to the National Production Authority, Washington 25, D. C. Ref: NPA Reg. 2.

Sec. 28. Violations. Any person who willfully violates any provision of this regulation or any other regulation or order of NPA, or who furnishes false information or conceals any material fact in the course of operation under any such

Note: All reporting and record-keeping requirements of this regulation have been approved by the Bureau of the Budget in accordance with the Federal Reports Act of 1942.

regulation or order, is guilty of a crime and, upon conviction, may be punished by fine or imprisonment or both. In addition, administrative action may be taken against any such person to suspend his privilege of making or receiving further deliveries of materials or using facilities under priority or allocation control and to deprive him of further priorities assistance.

NPA Reg. 2 as amended shall be effective July 17, 1951.

NATIONAL PRODUCTION
AUTHORITY,

MANLY FLEISCHMANN,
Administrator.

LIST A

1. The following items are not subject to any DO ratings issued by or under the authority of NPA at the present time and therefore DO ratings shall not be effective to obtain them:

- Communications services.
- Crushed stone.
- Gravel.
- Sand.
- Scrap.
- Slag.
- Steam heat, central.
- Transportation services, other than those referred to in subdivision 2 of this list.
- Waste paper.
- Water.
- Wood pulp.

2. Allocation and distribution of the items listed or referred to below are subject to regulation by other Government agencies and such items are therefore not subject to ratings issued by or under the authority of NPA. However, producers of such items are subject to NPA regulations with respect to other materials used by them.

(a) Solid fuels: All forms of anthracite, bituminous, subbituminous, and lignitic coals and coke and its byproducts.

(b) Gas and gas pipelines: Natural gas, manufactured gas, and pipelines for the movement thereof.

(c) Petroleum and petroleum pipelines: Crude oil, synthetic liquid fuel, their products and associated hydrocarbons, including pipelines for the movement thereof.

(d) Electric power: All forms of electric power and energy.

(e) Radioisotopes, stable isotopes, source and fissionable materials.

(f) Farm equipment: Domestic distribution of equipment manufactured for use on farms in connection with the production or processing of food. Such equipment includes, but is not limited to, the items listed in Schedule I of NPA Order N-55A as the same may be amended or supplemented from time to time.

(g) Fertilizer, commercial: In form for distribution to users.

(h) Food, except in certain cases where used industrially: In general, foods and other agricultural commodities and products are within the jurisdiction of the Depart-

ment of Agriculture, but those which have industrial uses are within the jurisdiction of NPA when they lose their identity as food or agricultural commodities or products. The respective jurisdictions of the Department of Agriculture and NPA are described generally (and in certain cases, specifically) in an Agreement between the Production and Marketing Administration (Department of Agriculture) and NPA signed on March 30 and April 13, 1951, respectively (16 F. R. 3410), which agreement is referred to in NPA Delegation 10 of April 26, 1951 (16 F. R. 3669).

The Agreement (reference to which should be made) does not attempt to list all foods and agricultural commodities and products which involve industrial uses but does cover the major items as to which there might be a question of jurisdiction. In general, the respective jurisdictions fall within the following categories:

(1) Commodities which are within the jurisdiction of the Department of Agriculture until they enter any manufacturing process which results in their being neither food nor agricultural commodities or products (certain examples of which are listed in the Agreement, such as egg products, fats, oils, grain and grain products, molasses, potatoes, spices, starches, sugar, and tartaric acid).

(2) Commodities which are within the jurisdiction of the Department of Agriculture until the point specified in the Agreement (such as cotton lint and linters, hemp, flax, fiber, skim milk for casein, wool, and mohair).

(3) Commodities which are within the exclusive jurisdiction of the Department of Agriculture (ice, naval stores, tobacco, and tobacco products).

(4) Transportation services (domestic), storage and port facilities.¹

(5) Products (production and distribution) used in the petroleum industry and listed in NPA Delegation 9 (Feb. 26, 1951), as follows:²

- (1) Tetraethyl lead fluid.
- (2) Petroleum cracking catalysts.
- (3) Special inhibitors used in gasoline.
- (4) Lubricating oil additives.
- (5) Fluids and additives made especially for oil and gas drilling, and demulsifiers.

(6) Ores, minerals, concentrates, residues, and other products (until processing is completed) listed in NPA Delegation 5 (May 22, 1951).³

¹ Under jurisdiction of the Interstate Commerce Commission—E. O. 10161, 15 F. R. 6105; E. O. 10200, 16 F. R. 61; NPA Del. 1, 16 F. R. 738.

² Under jurisdiction of the Department of the Interior—NPA Delegation 9, 15 F. R. 1908.

³ Under jurisdiction of the Department of the Interior—NPA Delegation 5, 15 F. R. 4907.

¹ Under jurisdiction of the Department of the Interior—E. O. 10161, 15 F. R. 6105; E. O. 10200, 16 F. R. 61; DPA Del. 1, 16 F. R. 738.

² Under jurisdiction of the Atomic Energy Commission—60 Stat. 755; 42 U. S. C. et seq.

³ Under jurisdiction of the Department of Agriculture—E. O. 10161, 15 F. R. 6105; E. O. 10200, 16 F. R. 61; DPA Del. 1, 16 F. R. 738.

CAN RESTRICTIONS ORDER AMENDED: National Production Authority order M-25 (Cans) was amended and brought up to date on July 1, 1951. This order establishes restrictions upon the acceptance, delivery, and uses of cans, including those made of black plate.

This amendment affects NPA Order M-25 as follows:

1. ESTABLISHES QUOTAS AND LIMITATIONS ON CANS MADE WHOLLY OF BLACK PLATE.
2. ESTABLISHES NEW QUOTAS OF CANS WHICH MAY BE ACCEPTED AND USED BY PACKERS.
3. AMENDS CERTAIN MANUFACTURING AND DELIVERY PREFERENCES FOR CANS AND ESTABLISHES CERTAIN NEW PREFERENCES.
4. FURTHER LIMITS PRODUCTS WHICH MAY BE PACKED IN CANS BY AMENDING SCHEDULE I.
5. MAKES PROVISION FOR THE THIRD QUARTER OF 1951 AND SUCCEEDING QUARTERS.

Packers may use cans, beginning July 1, only for products listed in Schedule I of the order, and only in accordance with the can specifications and quota limitations set in the schedule.

Can manufacturers shall schedule their production according to the following preferences: All DO rated orders and other orders under NPA directives; products designated with the letter "A" in Schedule I; and products designated with the letter "B." Most fishery products are designated by letter "A" and letter "B." Most fishery products have an unlimited or a 100 percent quota.

The full text of M-25 follows (but only fishery products are abstracted from the original Schedule I as it appears in the order):

M-25

AS AMENDED
JULY 1 1951

This order as amended is found necessary and appropriate to promote the national defense and is issued pursuant to authority granted by section 101 of the Defense Production Act of 1950. In the formulation of this order and certain amendments hereto, including this amendment, there has been consultation with industry representatives, including trade association representatives, and consideration has been given to their recommendations. However, consultation with representatives of all trades and industries affected by the issuance of this order as amended has been rendered impracticable by the fact that the amendment to this order affects a very substantial number of different trades and industries.

This amendment affects NPA Order M-25 as follows: It establishes quotas and limitations on cans made wholly of black plate; it establishes new quotas of cans which may be accepted and used by packers; it amends certain manufacturing and delivery preferences for cans and establishes certain new preferences; it further limits products which may be packed in cans by amending Schedule I; and it makes provision for the third

quarter of 1951 and succeeding quarters. This order as hereby amended includes all provisions affecting cans (as herein defined) except Direction 1 to NPA Order M-25, as amended May 1, 1951.

As so amended NPA Order M-25 reads as follows:

Sec.

1. What this order does.
2. Definitions.
3. Restrictions on use of cans.
4. Other restrictions.
5. Restrictions on amount of cans that may be accepted.
6. Restrictions on amount of cans that may be used for packing.
7. Standards for adjustments.
8. Manufacturing and delivery preferences.
9. Exceptions.
10. Certification of delivery of cans.
11. Applications for adjustment or exception.
12. Records and reports.
13. Communications.
14. Violations.

AUTHORITY: Sections 1 to 14 issued under sec. 704, Pub. Law 774, 81st Cong. Interpret or apply sec. 101, Pub. Law 774, 81st Cong.; sec. 101, E. O. 10101, Sept. 9, 1950, 15 F. R. 6105; 3 CFR, 1950 Supp.; sec. 2, E. O. 10200, Jan. 3, 1951, 16 F. R. 61.

SECTION 1. *What this order does.* This

order places restrictions upon the acceptance of the delivery of, and the uses of cans. Schedule I sets out required plate specifications which vary according to the products packed. NPA Order M-24 permits the use of tin plate andterneplate for cans in accordance with the terms of this order. NPA Order M-8 sets forth specifications for solder that may be used in the manufacture of cans.

Sec. 2. *Definitions.* As used in this order:

(a) "Can" means any unused container made in whole or in part of tin plate,terneplate, or black plate, which is suitable for packing any product. The term includes any container which has a closure or fitting, made in whole or in part of tin plate,terneplate, or black plate, but does not include a glass container having such a closure or fitting. The term does not include fluid milk shipping containers, nor does it include crown closures for cone-topped cans.

(b) "Tin plate" means steel sheets coated with tin, and includes "primes," "seconds" and all other forms of tin plate, except waste and waste-waste.

(c) "Terneplate" means steel sheets coated with terne metal, and includes

"primes" and "seconds." The term does not include terneplate, waste-waste, or terneplate waste. "Terne metal" means the lead-tin alloy used as the coating for terneplate, but does not include lead recovered from secondary sources which contains less than 1.5 percent residual tin.

(d) "SCMT" means special coated manufacturers' terneplate.

(e) "Waste" means scrap tin plate and terneplate (including strips and circles) produced in the ordinary course of manufacturing cans, and tin plate and terneplate strips produced in the ordinary course of manufacturing tin plate and terneplate. The term also includes tin plate and terneplate parts recovered from used cans.

(f) "Waste-waste" means hot-dipped or electrolytic tin-coated steel sheets or steel sheets coated with terne metal which have been rejected during processing by the producer because of imperfections which disqualify such sheets from sale as primes or seconds.

(g) "Black plate" means steel sheets (other than tin plate or terneplate) 29-gage (128 pounds) or lighter. The term includes can manufacturing quality black plate (CMQ), "black plate rejects," chemically treated black plate (CTB), waste-waste, and waste.

(h) "Packer" means any person who either (1) purchases empty cans and fills such cans in packing any product or (2) purchases empty cans and has them filled for his account by another party, but who controls sale and distribution of the finished product after packing.

(i) "Person" means any individual, corporation, partnership, association, or any other organized group of persons, and includes any agency of the United States or any other government.

Sec. 3. Restrictions on use of cans. Subject to the exceptions set forth in section 9 of this order, no packer shall purchase, accept delivery of, or use cans for any purpose other than for packing, in accordance with the can specifications and quota limitations set out in Schedule I appearing at the end of this order, a product listed in Schedule I.

Sec. 4. Other restrictions. No person shall manufacture, sell, or deliver cans which he knows or has reason to believe will be accepted or used in violation of the terms of this order or any other order or regulation of the National Production Authority (hereinafter called "NPA"). No person shall sell or deliver cans which he knows or has reason to believe will be exported outside of the continental limits of the United States, its territories and possessions (unless such export is to Canada), except as permitted under paragraph (h) of section 9 of this order.

Sec. 5. Restrictions on amount of cans that may be accepted. No person shall accept delivery of any cans at a time when his inventory thereof exceeds, or by acceptance of such delivery would be made to exceed, a practicable minimum working inventory (as defined in § 10.4 of

NPA Reg. 1) of cans required by him for packing products listed in Schedule I of this order in accordance with the quota and material limitations set forth in Schedule I.

Sec. 6. Restrictions on amount of cans that may be used for packing. (a) This order, by previous amendments, required a packer, commencing with the second quarter of 1951, to choose as his base year either the calendar year 1949 or the calendar year 1950. Such requirement continues to apply to all packers. Any packer who has so chosen his base year for computing his permissible can quotas for a calendar quarter, and any packer who has not heretofore chosen but hereafter chooses a base year for such purpose, must predicate all computations required by paragraph (b) of this section, for the third calendar quarter of 1951 and succeeding quarters, on his base year so chosen.

(b) Commencing with the third calendar quarter of the year 1951 and each succeeding calendar quarter thereafter, until otherwise ordered by NPA, no packer may use cans for packing any particular product listed in Schedule I of this order in excess of an amount of cans determined by applying the percentage listed in Column (3) of Schedule I opposite a particular product to the amount of cans which he used for packing that particular product during the corresponding quarter of his selected base year. "The amount of cans," as the phrase is used in the preceding sentence and elsewhere in this order when applied to the corresponding quarter of his base year, means the total area of tin plate, terneplate, and black plate used in the manufacture of such cans. Where the word "unlimited" appears in Column (3) of Schedule I opposite a particular product, a packer may use the specified cans in an unlimited quantity to pack that particular product, subject to the inventory restriction contained in section 5 of this order. If a packer used less than the limited amount of cans permitted for packing a particular product during the first or second quarters of 1951, he may use the unused amount for packing that particular product at any time during the balance of the calendar year 1951. If a packer uses less than the limited amount of cans permitted for packing a particular product during the third calendar quarter of 1951, he may use the unused amount for packing that particular product during the balance of the calendar year 1951. No packer may assign, transfer, or surrender, to or for the benefit of any other person, his permissible can quota for any calendar quarter or any part or parts of such quota.

(c) In certain instances Column (3) of Schedule I of this order authorizes one quota if a particular product is packed in cans of larger size or sizes and a different quota if such product is packed in cans of smaller size or sizes. In such instances, the packer's base period usage for packing that product in cans of larger size or sizes determines his permitted

base for packing such product in such larger size or sizes during the third quarter of 1951 and thereafter, and his base-period usage for packing such product in cans of smaller size or sizes determines his permitted base for packing such product in such smaller size or sizes during the third quarter of 1951 and thereafter. In any such instance, a packer, for packing such product, may increase his permitted base of cans of a larger size or sizes by that area of tin plate, terneplate, and black plate by which he decreases his permitted base of cans of a smaller size or sizes for packing such product, but he may not increase his permitted base of cans of a smaller size or sizes for packing such product by decreasing the area of tin plate, terneplate, and black plate used by him for cans of a larger size or sizes for packing such product.

Sec. 7. Standards for adjustments. In any case where the provisions of section 6 of this order may be subject to adjustment because of any of the reasons set forth in Direction 1 to NPA Order M-25, as amended May 1, 1951, or as from time to time hereafter amended, determinations of adjustments may be made by the packer in accordance with the standards and subject to the conditions stated in said Direction 1.

Sec. 8. Manufacturing and delivery preferences. (a) So far as practicable, every can manufacturer shall schedule his operations (including his ordering of tin plate, terneplate, and black plate) so as to permit delivery of cans in the quantities and at the times he reasonably anticipates will be required. Where he is unable to schedule all orders for cans for delivery at the times required, he shall schedule his operations and select the orders to be placed in his production schedule according to the following preferences:

- (1) All DO rated orders and any other orders under NPA directives;
 - (2) Requirements for cans to pack products designated with the letter A in column (2) of Schedule I;
 - (3) Requirements for cans to pack products designated with the letter B in Column (2) of Schedule I.
- (b) A can manufacturer must not fill orders for cans with preference B designations if by doing so he will make himself unable to meet deliveries which he reasonably anticipates will be required for cans with preference A designation. If, after filling all reasonably anticipated requirements for cans with preference A designations, a can manufacturer is unable to fill all his requirements for cans with preference B designations, he must equally distribute such shortage against all requirements for cans with preference B designations.

Sec. 9. Exceptions. (a) The can material specifications set out in Schedule I of this order do not apply to the use of any cans which were in the inventory of a packer or in the inventory of a can manufacturer or in process of manufac-

ture on January 27, 1951, or to tin plate or terneplate which was either in process at a tin mill, or in the inventory of a tin mill for the account of a can manufacturer, or in the inventory of a can manufacturer on January 27, 1951. It is the intent of this section that any tin plate or terneplate intended for use in the manufacture of cans in inventory or in process on January 27, 1951, as aforesaid, shall be used notwithstanding the can material specifications of this order. However, the restrictions of section 6 of this order are not excepted by this paragraph.

(b) Any person who purchases cans for packing and not for resale and whose total use of cans for packing all products in any calendar year requires less than 250 base boxes of tin plate, terneplate, and black plate shall be exempt from the use limitations of section 6 of this order but not from the can material specifications of Schedule I. This exemption does not apply to any person who buys empty cans or parts thereof and sells such cans or parts thereof to a packer.

(c) The use limitations of section 6 of this order and the can material specifications in Schedule I do not apply to cans used to pack any product in home canning, community canning, or institutional (meaning such institutions as prisons, reform schools, and insane asylums) canning where the product is not to be sold. This exemption also applies to cans for packing laboratory samples and control samples, but not to cans for packing samples distributed for the purpose of advertising or for promoting the sale of a product, nor to any cans used for packing products which are later repacked and sold.

(d) Orders having a DO rating are exempt from the restrictions in sections 5 and 6 of this order on the amount of cans that may be accepted and used.

(e) The use of cans for packing any product which is required to be packed in cans, set aside and reserved for purchase by any authorized Government agency is exempt from the use limitations of this order, but not from the can material specifications in Schedule I: *Provided, however*, That if the can material specifications of Schedule I require that any product be packed in cans made in whole or in part of 0.25 tin plate, any No. 10 cans and any part or parts thereof, used for packing any such product or products which are so reserved and set aside, may be made of 0.50 tin plate.

(f) The can material specifications set out in Schedule I of this order shall not apply to orders having a DO rating requiring the packing of products in accordance with Military Specifications of the Department of Defense for use outside the 48 States of the United States and the District of Columbia by the Armed Forces of the United States, including the United States Coast Guard. The can material specifications set out in Schedule I shall apply, however, to all other orders having a DO rating.

(g) The restrictions of this order shall

not apply to military requirements for cans of a special design or style not normally produced or used commercially, nor to cans for emergency rations and supplies for lifeboats.

(h) The provisions of this order shall not apply to the sale or delivery of cans where the person selling or delivering the same has received a validated export license therefor from the Office of International Trade, or has received from another person a certificate signed manually. This certificate shall be by letter in substantially the following form, the inapplicable words stricken therefrom, and shall be filed with each purchase order with the person selling or delivering to such other person cans for export:

To ----- Seller:

The undersigned purchaser certifies, subject to criminal penalties for misrepresentation, that (he has received a certification from another person that the Office of International Trade has issued to (him) (such other person) validated export license No. ----- for export shipment of all of the items included in the attached purchase order, and that all purchases from you of items included in the said purchase order and the acceptance of the same will be in compliance with the said validated export license.

In cases of export to those countries where the Office of International Trade does not require an export license, no certificate shall be required until such time as an export license is required by the Office of International Trade.

Sec. 10. *Certification of delivery of cans.* No manufacturer, jobber, or distributor shall sell or deliver cans unless he has received from the purchaser a certificate signed manually. This certificate shall be by letter in substantially the following form and, once filed by a purchaser with a manufacturer, jobber, or distributor, covers all future deliveries of cans from the manufacturer, jobber, or distributor to that purchaser:

To ----- manufacturer, jobber, or distributor:

The undersigned purchaser certifies, subject to criminal penalties for misrepresentation, that he is familiar with Order M-25 of the National Production Authority, and that all purchases from you of items regulated by that order, and the acceptance and use of the same by the undersigned, will be in compliance with said order, and any amendments thereto.

Sec. 11. *Applications for adjustment or exception.* Any person affected by any provision of this order may file a request for adjustment or exception upon the ground that his business operation was commenced during or after the base period, that any provision otherwise works an undue or exceptional hardship upon him not suffered generally by others in the same trade or industry, or that its enforcement against him would not be in the interest of the national defense or in the public interest. In examining requests for adjustment claiming that the public interest is prejudiced by the application of any provision of this order, consideration will be given to the requirements of the public health and

safety, civilian defense, and dislocation of labor and resulting unemployment that would impair the defense program. Each request shall be in writing, submitted on Form NPAF-38 in triplicate, and shall set forth all pertinent facts and the nature of the relief sought, and shall state the justification therefor. Form NPAF-38 must be executed as therein required.

Sec. 12. *Records and reports.* (a)

Each person participating in any transaction covered by this order shall retain in his possession for at least 2 years records of receipts, deliveries, inventories, and use, in sufficient detail to permit an audit that determines for each transaction that the provisions of this order have been met. This does not specify any particular accounting method and does not require alteration of the system of records customarily maintained, provided such records supply an adequate basis for audit. Records may be retained in the form of microfilm or other photographic copies instead of the originals.

(b) All records required by this order shall be made available at the usual place of business where maintained for inspection and audit by duly authorized representatives of NPA.

(c) Persons subject to this order shall make such records and submit such reports to NPA as it shall require, subject to the terms of the Federal Reports Act of 1942 (5 U. S. C. 139-139F).

Sec. 13. *Communications.* All communications concerning this order shall be addressed to the National Production Authority, Containers and Packaging Division, Washington 25, D. C. Ref: M-25.

Sec. 14. *Violations.* Any person who willfully violates any provision of this order or any other order or regulation of NPA or who willfully conceals a material fact or furnishes false information in the course of operation under this order is guilty of a crime and, upon conviction, may be punished by fine or imprisonment or both. In addition, administrative action may be taken against any such person to suspend his privilege of making or receiving further deliveries of materials or using facilities under priority or allocation control and to deprive him of further priorities assistance.

NOTE: All reporting and record-keeping requirements of this order have been approved by the Bureau of the Budget in accordance with the Federal Reports Act of 1942.

Schedule I is hereto attached and made a part of this order.

This order as amended shall take effect on July 1, 1951.

NATIONAL PRODUCTION
AUTHORITY,

MANLY FLEISCHMANN,
Administrator.

SCHEDULE I—CAN SPECIFICATIONS

Columns 4 and 5 specify the weight of tin-coating per base box of tin plate and terneplate which may be used for the parts of cans for the products listed in Column (1). Any packer may also use for packing a listed product black plate cans or cans with a tin-coating lighter than that specified for that product. Wherever 0.25 pound electrolytic tin plate is specified, SCMT may be used. Tin plate menders arising in the production of electrolytic tin plate may be used only where hot-dipped tin plate is permitted in this schedule. When only a figure is given in Column (4) and (5), this means that tin plate may be used for the part, and the figure given indicates the maximum weight of tin-coating on each base box of plate. Electrolytic 0.25 pound tin plate may be used in place of black plate in that part of a can which, after filling, is required to be hermetically closed by soldering, or that part of a can to which a nozzle is required to be attached by soldering; *Provided, however,* that the total area of 0.25 pound electrolytic tin plate used in such parts is limited to not more than the total area of plate used in such parts for packing a particular product during the corresponding period of 1949 or 1950.

Product (1)	Preference (2)	Quota (3)	Can materials	
			Soldered or welded parts (4)	Non-soldered parts (5)
<i>Fish and shellfish</i>				
86. Abalone.....	B	70 percent	.25	.25
87. Alewives.....	A	Unlimited	.25	.25
88. Caviar.....	B	70 percent	.25	.25
89. Chowder, all sizes.....	B	100 percent	.25	.25
Inside enameled cans.....			.25	.25
Plain body cans.....			1.25	.25
90. Clam juice.....			.25	.25
1-gallon	B	100 percent	.50	.50
Other sizes.....	B	70 percent	.25	.25
91. Clams, processed.....	B	100 percent	.25	.25
92. Codfish, salted.....	B	70 percent	.25	.25
93. Crab and crabmeat.....			.25	.25
Deviled.....	B	100 percent	.25	.25
Processed.....	A	Unlimited	.50	.50
94. Crawfish.....	B	100 percent	.25	.25
95. Eels.....	B	70 percent	.25	.25
96. Finnan haddock.....	B	100 percent	.25	.25
Round cans.....			.25	.25
Drawn cans.....			.50	.50
97. Fish and seafood, frozen or refrigerated.....	B	100 percent	.25	.25
98. Fishballs and cakes.....	B	100 percent	.25	.25
99. Fish flakes and ground fish for human consumption only, excluding tuna flakes.....	B	100 percent	.25	.25
100. Fish frankfurters.....	B	100 percent	.25	.25
101. Fish livers.....	B	100 percent	.25	.25
In reusable 5-gallon square cans.....			1.25	1.25
In nonreusable 5-gallon square cans and smaller size cans.....			.50	.50
102. Fish oil.....	B	100 percent	.50	.50
103. Fish paste.....	B	100 percent	.25	.25
104. Fish, pickled.....	B	70 percent	1.50	1.50
105. Fish roe.....	A	Unlimited	.25	.25
In round double-seamed cans.....			.50	.50
In oval drawn cans.....			.25	.25
106. Halibut.....	B	70 percent	.25	.25
107. Herring, in oil or brine (including sardines, pilchards, mackerel, and anchovies) (1.25 tinplate may be used for scored covers). Round cans.....	A	Unlimited	.25	.25
3/4 drawn cans.....			.25	.25
3/4 3-piece cans.....			.50	.50
Oval or oblong drawn (other than 3/4 drawn).....			.50	.50
108. Herring in tomato or mustard sauce (including sardines, pilchards, mackerel, and anchovies in oval, round, oblong, or drawn cans) (1.25 tin plate may be used for scored covers). Lobster, processed or Newberg.....	A	Unlimited	.50	.50
109. Lobster, processed.....	B	100 percent	.25	.25
110. Menhaden.....	B	100 percent	.25	.25
111. Mullet.....	B	100 percent	.25	.25
112. Mussels, processed.....	B	100 percent	.25	.25
113. Oysters, processed.....	B	100 percent	.25	.25
114. Salmon.....	A	Unlimited	.25	.25
In round double-seamed cans.....			1.25	.25
In oval or drawn cans.....			.50	.50
115. Scallops, processed.....	B	100 percent	.25	.25
116. Shad.....	A	Unlimited	.25	.25
In round double-seamed cans.....			.25	.25
In oval or drawn cans.....			.50	.50
117. Shrimp, processed.....	A	Unlimited	.25	.25
Enameled cans.....	B	100 percent	.25	.25
Fish bodies.....			1.25	.25
119. Tuna, including tuna flakes.....	A	Unlimited	.25	.25
120. Turtle.....	B	100 percent	.25	.25
<i>Miscellaneous food products</i>				
177. Animal and pet food.....	B	70 percent	.25	.25
178. Baby food.....	A	Unlimited	.50	.50
Fish.....			.50	.50
189. Chinese food specialties.....	B	75 percent	1.25	.25
Chow mein.....				
Chop suey.....				
Egg foo yong.....				
226. Soups, liquid.....			.50	.50
All other seasonal.....			.50	.50
Nonsseasonal.....	B	100 percent	.75	.50
235. All other nonprocessed foods.....	B	80 percent	CMQ	CMQ
236. All other processed foods.....	B	70 percent	.25	.25

Product (1)	Prefer- ence (2)	Quota (3)	Can materials	
			Soldered or welded parts (4)	Non- soldered parts (5)
<i>Nonfood products</i>				
276. Oils (industrial):				
Animal or fish or vegetable	B	100 percent		
6-gallon square can			.50	.50
All other sizes			.25	.25
293. All other nonfood products	B	90 percent	CMQ	CMQ

* * * * *

CANNING INDUSTRY COMPLIANCE SURVEY IN PROGRESS: The start of a five-week survey of the canning industry's compliance with NPA orders and regulations was announced by the National Production Authority on July 18.

The survey will cover business operations for the first half of 1951 of about 350 packers and distributors of canned fruits, vegetables, fish, meat, and other food and nonfood products--a representative group of large, medium, and small companies geographically scattered throughout the United States.

Federal Trade Commission investigators will conduct the survey under NPA's direction. The survey is being made to determine the canning industry's understanding of the compliance with NPA Order M-25 and Regulations 2 and 4.

Order M-25, issued Jan. 27, 1951, restricts the use of cans made of tin plate and terneplate and provides specifications for their production. The order was issued to conserve tin for national defense requirements.

Regulation 2, issued Oct. 3, 1950, set up the basic rules for NPA's priority system to assure preference for defense and defense-supporting production. Regulation 4, issued Feb. 27, 1951, authorized the use of a D0-priority rating for procurement of maintenance, repair, and operating supplies.

These points will be emphasized in the canning industry compliance survey: (1) inventory position; (2) use of materials; (3) certifications for delivery of cans; (4) applications for adjustment or exception; (5) treatment of D0-rated orders; and (6) record-keeping as required by NPA orders and regulations.

The canning industry survey will be NPA's fourth major compliance study. Other surveys covered 330 representative aluminum companies; 345 representative producers of copper and copper-base alloy products; and the use of D0-priority ratings for MRO supplies by 900 representative companies in a cross-section of the nation's industries and trades.

The surveys have indicated that U. S. industry's compliance with NPA orders and regulations is "generally good," NPA officials reported. The agency is now investigating individual cases of noncompliance. Where companies failed to comply with NPA orders and regulations because of misunderstanding, the agency is instructing company executives in proper compliance with orders. Where deliberate violations are uncovered, NPA is referring the cases to the Department of Justice for prosecution.

* * * * *

FOOD CONTAINER PAPERBOARD SET-ASIDE ORDERED: Manufacturers of special paperboard, used in making food containers, were instructed to set aside five percent of their monthly production for Government use by the National Production Authority on June 20. At the same time producers of cardboard were ordered to reserve 10 percent of their output each month for the same purpose.

The action, taken by amending NPA Order M-36, adds these two categories to List B of the order, which previously had established set-aside percentages for five other types of paper.

The purpose of the set-aside action, NPA explained, is to assure a sufficient supply of paperboard and cardboard for essential Government use and to provide equitable distribution of Government orders to all producers. By letting producers know the Government's requirements in advance, NPA thus will enable producers to plan distribution to their other customers.

Food paper board is used in making food containers, such as hot drink cups, milk containers, plates, dishes, frozen food containers, and trays.

Use of each of these two grades has increased to such an extent that the set-aside requirement was ordered to make sure that essential needs are met first, NPA said.

NPA pointed out that it may vary the set-aside percentages from month to month as Government needs rise or fall.

For details see: NPA Order M-36 as amended, dated June 20, 1951.

* * * * *

"COMPLIANCE COURT" CREATED: Creation of a "compliance court" to be composed of eminent jurists as commissioners to hear and act on charges of violations of NPA orders and regulations was announced by that agency on July 26.

NPA's compliance and enforcement program functions in this manner:

Alleged violations of NPA orders and regulations are investigated by the agency's Compliance Division. When the facts are determined, the NPA General Counsel refers appropriate cases to the Department of Justice for criminal prosecution or injunctive proceedings.

Other charges of violations will be referred to a Hearing Commissioner appointed by the NPA Administrator. Commissioners will be recruited from the ranks of the Nation's active and retired judges, law school deans and professors, and leading practicing attorneys to act on specific cases.

The commissioners will hear cases in the communities where alleged violations occur. Hearings will be open to the public. If necessary, a Hearing Commissioner will issue a suspension order to: (1) withdraw or withhold priority assistance from a company; (2) withdraw or withhold allocations or allotments of materials or facilities; or (3) prohibit a company to use certain materials or facilities.

If a Hearing Commissioner finds that facts presented by the NPA General Counsel do not constitute a violation of NPA orders or regulations, he will issue an order closing the case.

The following safeguards are provided to companies charged with violation of NPA orders and regulations:

1. THE RIGHT TO BE HEARD, INCLUDING THE RIGHT TO COMPEL ATTENDANCE OF WITNESSES.
2. THE RIGHT TO AN IMPARTIAL JUDGE.
3. THE RIGHT TO EXAMINE ADVERSE WITNESSES.
4. THE RIGHT TO THE PRESUMPTION OF INNOCENCE.
5. THE RIGHT TO DUE PROCESS IN THE CONDUCT OF THE HEARING.
6. THE RIGHT OF APPEAL.

Companies may appeal a Hearing Commissioner's suspension order to an NPA Appellate Commissioner in Washington. Pending disposition of the appeal, the Chief Hearing Commissioner may stay the suspension order.

OFFICE OF INTERNATIONAL TRADE

EXPORTS OF CERTAIN NONWAR VESSELS UNDER JURISDICTION OF MARITIME ADMINISTRATION:

Beginning June 14, control over exports of certain nonwar vessels, previously exercised by the Office of International Trade (OIT) of the U. S. Department of Commerce, will be under the exclusive jurisdiction of the U. S. Maritime Administration. Jurisdiction over exports of vessels of war remains in the Department of State, a June 14 news release from the Office of International Trade announced.

The nonwar vessels affected by this action are: tankers, and whaling factories; all merchant vessels and watercraft, including hulls, for commercial and industrial purposes, 18 feet in length or over; and all pleasure watercraft 18 feet in length or over. Authority to export such vessels will now be granted by the Maritime Administration instead of by OIT. However, export of parts for both merchant vessels and pleasure craft remains subject to licensing by OIT.

This action has been taken by direction of the Secretary of Commerce as a result of the President's proclamation of a state of national emergency on December 16, 1950, which brought into effect Section 37 of the Shipping Act of 1916.

Under the Shipping Act, more extensive jurisdiction over transfers to alien ownership and registry of all vessels is placed with the Maritime Administration in a state of emergency. This applies to all vessels owned in whole or in part by a citizen of the United States or a corporation organized under the laws of the United States, or of any U. S. state, territory, district, or possession, whether or not such vessel is documented or undocumented, or under foreign registry and flag.

Except in times of emergency, the Shipping Act does not completely cover transfers of all vessels. In 1949, when it became necessary to control exports of all vessels to protect national security, OIT exercised jurisdiction, under the Export Control Act of 1949, over all transfers of vessels not covered by authority of the U. S. Maritime Commission, which has been succeeded by the Maritime Administration, or the Department of State.



Department of Defense
QUARTERMASTER CORPS

CANNED SALMON CONTRACTS SUBJECT TO RENEGOTIATION ACT OF 1951: Contracts for canned salmon made by the Department of Defense are subject to the Renegotiation Act of 1951, according to a letter from the Legal Office of the Oakland Quartermaster Procurement Agency.

During a meeting of the Canned Salmon Industry advisory Committee in Seattle on May 15, some discussion arose as to the applicability of the Renegotiation Act of 1951 to the Defense Departments' contracts for canned salmon. A request for an interpretation by the Defense Fisheries Administration of the Department of the Interior brought the following reply:

"IN RESPONSE TO YOUR REQUEST MADE TO MAJOR R. L. HOFF OF THIS AGENCY THAT YOU BE PROVIDED WITH AN INTERPRETATION OF THE APPLICABILITY OF THE RENEGOTIATION ACT OF 1951 TO DEFENSE CONTRACTS FOR CANNED SALMON, THE FOLLOWING IS TRANSMITTED FOR YOUR PERUSAL:

- ¹ ALL CONTRACTS ENTERED INTO BY THE DEPARTMENT OF THE ARMY, OF WHICH THIS AGENCY IS A PART, ARE SUBJECT TO RENEGOTIATION UNDER THE RENEGOTIATION ACT OF 1951 UNLESS SPECIFICALLY EXEMPTED BY THE ACT ITSELF.
- ¹ CONTRACTS WITHIN THE CLASS DESCRIBED BY THE ACT WILL NOT BE RENEGOTIATED UNLESS THE AGGREGATE ACCRUALS DERIVED THEREFROM BY A MANUFACTURER OR REGULAR DEALER EXCEED \$250,000.00 FOR A FISCAL YEAR.
- ¹ SECTION 106 (2) OF THE ACT PROVIDES A MANDATORY EXEMPTION FROM RENEGOTIATION OF ALL CONTRACTS FOR THE PURCHASE OF AN AGRICULTURAL COMMODITY IN ITS RAW OR NATURAL STATE, OR IF THE COMMODITY HAS NO ESTABLISHED MARKET IN THAT STATE, THEN IN THE FIRST FORM OR STATE, BEYOND THE RAW OR NATURAL STATE, IN WHICH IT IS CUSTOMARILY SOLD OR HAS AN ESTABLISHED MARKET.
- ¹ SALMON AS FISH IS DEFINED AS AN AGRICULTURAL COMMODITY WITHIN THE TERMS OF THIS EXEMPTION. HOWEVER, CANNED SALMON IS NOT THE FIRST FORM OR STATE IN WHICH THIS COMMODITY IS CUSTOMARILY SOLD OR HAS AN ESTABLISHED MARKET. RAW OR FRESH SALMON HAS AN ESTABLISHED RETAIL MARKET. THEREFORE, THE EXEMPTION SET FORTH IN SECTION 106(2) OF THE ACT DOES NOT APPLY TO CONTRACTS FOR THE PURCHASE OF CANNED SALMON, SUCH CONTRACTS BEING SUBJECT TO THE RENEGOTIATION ACT OF 1951.

"WE TRUST THIS ADEQUATELY COVERS THE POINT RAISED BY YOU IN YOUR REQUEST TO MAJOR R. L. HOFF." ANY ADDITIONAL CLARIFICATION MAY BE OBTAINED UPON YOUR SPECIFIC REQUEST.

"VERY TRULY YOURS
/SGD/ F. E. MCGUIRE
CHIEF, LEGAL OFFICE
OAKLAND QM PROCUREMENT AGENCY
U. S. ARMY
OAKLAND ARMY BASE
OAKLAND 14, CALIFORNIA"



Defense Production Administration

CLAIMANT AGENCIES DESIGNATED: Government agencies which will be responsible to the Defense Production Administration (DPA) for estimating basic material requirements of various segments of the nation's economy were announced by that agency in the Federal Register of May 24, which also was the effective date.

Among the claimant agencies designated by DPA Administration Order 1 are the following of interest to the fishery and allied industries:

"THE SECRETARY OF AGRICULTURE WITH RESPECT TO (A) FARM PRODUCTION, (B) FARM CONSTRUCTION, AND (C) FOOD PROCESSING AND DISTRIBUTION WITHIN THE LIMITS OF THE MEMORANDUM OF AGREEMENT BETWEEN THE ADMINISTRATOR OF THE PRODUCTION AND MARKETING ADMINISTRATION AND THE ADMINISTRATOR OF THE NATIONAL PRODUCTION AUTHORITY...

"THE SECRETARY OF THE INTERIOR, OR HIS DESIGNEES, WITH RESPECT TO...(E) THE PRODUCTION AND PROCESSING OF FISHERY PRODUCTS AS SET FORTH IN THE SECRETARY OF AGRICULTURE'S DELEGATION DATED OCTOBER 13, 1950...^{1/}

"THE SECRETARY OF COMMERCE WITH RESPECT TO (A) MARITIME ADMINISTRATION PROGRAMS FOR COASTWISE, INTERCOASTAL, AND OVERSEAS SHIPPING, AND MERCHANT SHIP CONSTRUCTION AND REPAIR...

"THE DIRECTOR OF THE OFFICE OF INTERNATIONAL TRADE (DEPARTMENT OF COMMERCE) WITH RESPECT TO ALL EXPORTS NOT ELSEWHERE DESIGNATED...

The various claimant agencies are required to provide estimated delivery schedules by quarters for selected products for each program, and the amounts of basic materials which will be needed during the next 12 months in order to carry out the proposed levels of production, a DPA news release states.

These claimant agencies are to submit program recommendations to the DPA Office of Program and Requirements where they will be reviewed and further adjustments made if necessary to keep the supply and demand in balance.

^{1/} SEE COMMERCIAL FISHERIES REVIEW, NOVEMBER 1950, PP. 82-3.



Economic Stabilization Agency

OFFICE OF PRICE STABILIZATION

PRICE ROLLEBACKS PROHIBITED BY CONGRESS DURING DEFENSE ACT EXTENSION: The temporary extension of the Defense Production Act by Congress on June 29 (H. J. Res. 278 signed by the President on June 30) limited the power of the Office of Price Stabilization to institute price rollbacks during the extension period.

The temporary extension accomplishes the following:

1. EXTENDS THE EXPIRATION DATE OF THE PRINCIPAL CONTROL POWERS UNDER THE DEFENSE PRODUCTION ACT, INCLUDING THE AUTHORITY FOR PRICE AND WAGE STABILIZATION, TO JULY 31, 1951.
2. PROHIBITS OPS FROM PUTTING INTO EFFECT, OR ALLOWING TO BECOME EFFECTIVE, ANY PRICE CEILING ON ANY MATERIAL OR PRODUCT LOWER THAN THE CEILING PRICE IN EFFECT FOR THAT MATERIAL OR PRODUCT ON JUNE 30, 1951.
3. PROHIBITS THE APPLICATION OF PRICE CEILINGS TO ANY MATERIALS OR SERVICES NOT PRESENTLY SUBJECT TO PRICE CONTROL, EXCEPT THAT CEILINGS MAY BE PLACED ON AGRICULTURAL COMMODITIES NOW SELLING BELOW PARITY WHENEVER SUCH COMMODITIES REACH THE PARITY LEVEL.

* * * * *

MISCELLANEOUS AMENDMENTS TO CFR 22: Amendment 10 to CFR 22--Manufacturers' General Ceiling Price Regulation--was issued on June 19 by the Office of Price Stabilization. This amendment clarifies the language of CFR 22, provides new optional methods for determining material costs, and permits unemployment insurance payments to be reflected in labor cost calculations.

This amendment permits the manufacturer to add to his recomputed payroll his increased cost between the end of his base period and March 15, 1951, due to required payments under the Federal Insurance Contributions Act, the Federal Unemployment Tax Act, and any state or local unemployment compensation law. The amount of these payments is directly affected by an increase in wage rates and it was the original intent of the regulation to permit manufacturers to reflect such increases.

In addition, the treatment of retroactive wage increases is clarified by this amendment which provides that any wage increase or "fringe benefit" granted or determined after March 15, 1951, even though granted or determined prior to April 25, 1951 (the date of the issuance of Ceiling Price Regulation 22) and retroactive to March 15, 1951, or any prior date, and pursuant to a contract in effect on March 15, 1951, is not to be included in the "labor cost adjustment." The regulation has been interpreted in this manner before the issuance of this amendment by Interpretation 5 of CFR 22.

This amendment also provides, among other things, three additional optional methods for determining the cost of a manufacturing material as of the dates prescribed by CFR 22.

* * * * *

ALL FISHERY PRODUCTS EXCEPT CANNED EXEMPTED FROM CFR 22: All salmon and salmon products in any form, and all other fish, shellfish, and seafood and products thereof except when sterilized in hermetically sealed containers, are excluded from the Manufacturers' General Ceiling Price Regulation, CFR 22, the Office of Price Stabilization announced on June 29. This exemption was established by Amendment 13 (Exemption of Fish and Related Commodities) and CFR 22.

Salmon and salmon products are excluded because a tailored regulation covering these products will be issued shortly.

Other products covered by the amendment, effective June 29, are specifically defined to clarify confusion in the trade as to when fish is and is not considered a manufactured product under CFR 22.

Fresh fish and seafood, and frozen fish and seafood, unless combined with other commodities, are not subject to price control. Processed fish and seafood other than sterilized hermetically sealed products, such as dried, salted, and pickled fish in jars or buckets, are controlled under the General Ceiling Price Regulation, GCFR.

Pursuant to the Defense Production Act of 1950 (Pub. Law 774, 81st Cong.), Executive Order 10161 (15 F. R. 6105), and Economic Stabilization Agency General Order No. 2 (16 F. R. 738), this Amendment 13 to Ceiling Price Regulation 22 is hereby issued.

STATEMENT OF CONSIDERATIONS

There has been some confusion in the trade as to when fish is and is not con-

sidered a manufactured product for purposes of CFR 22. Consequently, many in the fish industry have not been able to determine definitely whether or not their ceiling prices are to be calculated under CFR 22. To clarify matters, Appendix A is here amended to state specifically what types of fish and related commodities are excluded from coverage. It is now clearly stated that all fish, shellfish, seafood, and all products there-

of are excluded from CFR 22, except fish, shellfish, seafood, or products thereof which have been sterilized in hermetically sealed containers. Canned salmon, however, is excluded at this time from coverage by CFR 22 because a tailored regulation covering this product will be issued in the near future.

AMENDATORY PROVISIONS

Subparagraph (24) is added to para-

graph (c) of Appendix A to read as follows:

(24) All salmon and salmon products, in any form; and all other fish, shellfish, sea-

food, and the products thereof, except when sterilized in hermetically sealed containers.

(Sec. 704, Pub. Law 774, 81st Cong.)

Effective date. This amendment shall

become effective June 29, 1951.

MICHAEL V. DISALLE,
Director of Price Stabilization.

JUNE 29, 1951.

* * * * *

CANNED SALMON CEILING PRICES ESTABLISHED: Specific dollars and cents ceiling prices for sales by canners of the 1951 pack of canned salmon have been established by the Office of Price Stabilization at generally lower levels than General Ceiling Price Regulation ceilings, that agency announced August 1. These prices are contained in CFR 65--Ceiling Prices for Canned Salmon.

OPS explained that while the new ceilings allow for increased costs over 1949, the base year used in determining the prices, they are lower than post-Korea because GCFR froze prices of canned salmon at abnormal highs.

The new ceilings have been established by adding to the prices which canners received for the bulk of the 1949 pack certain increased unit costs incurred since then.

OPS said these cost elements, which include canning labor, raw fish, packing materials, freight, and warehousing, account for a substantial part of the total cost of canned salmon.

The established ceilings for three items which represent more than 50 percent of the total pack range from \$19 for a case of 48 one-pound tall cans of chum salmon, to \$21 a case for pink salmon and \$29 for Alaska reds in one-pound tall cans.

Ceilings for some other items which represent smaller proportions of the pack range from \$18 a case for 48 half-pound flat cans of Alaska reds to \$21 for a case of half-pound flat cans of Columbia River Chinook fancy.

These ceiling prices are f.o.b. car at Seattle, Everett, and Bellingham, Wash., and Astoria, Oregon, for salmon canned in Alaska and f.o.b. car at the shipping point nearest the cannery for salmon canned in the continental United States.

Wholesale and retail ceilings are established under the grocery regulations, CFR 14, 15, and 16 which permit specified markups.

OPS said the effect of the salmon regulation on retail prices would be a reduction in ceilings of about five to eight percent.

The salmon ceiling price regulation (CFR 65), issued July 31, 1951, and effective August 3, 1951, establishes prices only for the 1951 pack and the small carry-over from 1950.

OPS said should the 1951 pack actually be abnormally large or small the ceilings would be promptly revised to reflect more accurately the changes in unit costs.

One of the many reasons for issuing the regulation at this time, the agency said, is the fact that the industry is subject to peculiar conditions, such as limitations on natural supply and extreme seasonal variations in the availability of fish from year to year and among different localities.

"Consequently," OPS said, "it is desirable to establish uniform ceiling prices at levels which are generally fair and equitable if supplies of this essential food are to be made available at reasonable prices to the consumer."

The 1951 salmon pack is now under way in most producing areas.

* * * * *

STATUS OF MANUFACTURERS UNDER DEFENSE ACT EXTENSION COVERED BY GOR 13: The Office of Price Stabilization announced on June 30 the continuation of ceiling prices in effect on June 30, 1951, for commodities or services covered by specified manufacturers' regulations with the issuance of General Overriding Regulation 13.

June 30 prices of manufacturers covered by the General Manufacturers' Order (CPR 22) are thereby frozen as of that date. The filing provisions of this regulation are extended indefinitely. This regulation was to become effective on July 2, and would have established new ceiling prices based upon pre-Korean levels, plus certain cost increases since that time. Effect of this regulation, which includes manufactured or canned fishery products, would have been to provide for some increases and some rollbacks. Another order affected by this action of interest to the fishery and allied industries is CPR 30 (Machine and Related Manufactured Goods).

Manufacturers pricing under these regulations, OPS officials said, will remain under the pricing provisions of the General Ceiling Price Regulation (GCPR), if they had not yet established ceiling prices which became effective on or before June 30, 1951.

By Amendment 6 to CPR 22, effective May 28, 1951, OPS gave manufacturers of items covered by CPR 22 the option of applying, during the period May 28 to July 2, either the GCPR price ceilings under which they were currently operating or the CPR 22 price ceilings. If a canner selected a date prior to July 2 to institute his CPR 22 price ceilings, and had met the requirements of the filing period, the regulation became effective as to him upon that date for all of his commodities covered by the regulation. In the case of a ceiling price determined under CPR 22 that was higher than the GCPR ceiling price for that item, the canner could not deliver the canned foods until 15 days after the date of receipt by OPS of the required Form 8 Filing Report. Where the ceiling was lower, no waiting period was required.

With the passage of the limiting amendment by Congress, no further rollbacks of prices can be required of canners after June 30. Thus any canner who has filed his Form 8 Reports of Ceiling Price Increases with OPS, but has not put into effect such CPR 22 prices on or before June 30, either because of the required 15-day waiting period or by his own choice, will continue to determine his ceiling prices under GCPR. If, however, a canner had filed his reports with OPS more than 15 days in advance of June 30 and had put into effect on or before June 30 his CPR 22 prices, some of which were higher and some lower than his GCPR prices, thus making CPR 22 effective as to him prior to the passage of the Congressional joint resolution, he must continue to apply the CPR 22 ceilings. In those cases where proposed prices were returned for revision, manufacturers must also continue to use their GCPR ceilings.

The text of General Overriding Regulation 13 follows:

Pursuant to the Defense Production Act of 1950 (Public Law 774, 81st Cong.), as amended, Executive Order 10161 (15 F. R. 6105), and Economic Stabilization Agency General Order No. 2 (16 F. R.	738) this General Overriding Regulation No. 13 is hereby issued.	panion regulations provided for a number of rollbacks to become effective after June 30, 1951. These rollbacks, however, are prohibited by the Joint Resolution enacted into law on June 30, 1951, which
STATEMENT OF CONSIDERATIONS		
Ceiling Price Regulation 22 and com-		

extended the Defense Production Act until July 31, 1951. That resolution provides that the authority of the Defense Production Act "shall not be exercised during the period June 30, 1951, to July 31, 1951, inclusive, to place into effect, or permit to become effective, a price ceiling for any material or service lower than the ceiling in effect for such material or service on the date of the enactment of this resolution."

This resolution was adopted as a temporary limitation, pending further consideration by Congress, following the passage of the Senate bill (S. 1717) limiting the authority for rollbacks in ceiling prices. The Senate Banking and Currency Committee, in reporting that bill expressed the intention that the limitation on rollbacks be accompanied in administration by a restriction, where practicable, of future rollforwards above the January 24-February 24, 1951, level. (Sen. Rep. 470, 82d Cong., 1st sess. p. 18.) The debate in the House of Representatives indicates the general intention that the Resolution operate to preserve the status quo, pending further Congressional consideration. (97 Cong. Rec. pp. 7666-7, 7669, 7674, 7677.)

The Director of Price Stabilization is of the opinion that pending further clarification and study manufacturers' ceiling prices should be kept at their existing level. The effect of this general overriding regulation is to eliminate all requirements for rollbacks after June 30, 1951 and to freeze price ceiling provisions in effect on June 30, 1951.

Sellers of commodities subject to CPR 22 and the companion regulations who have put those price ceiling regulations into effect on or before June 30, 1951, as to any commodity or service, continue to price under those regulations for that commodity or service. Otherwise the seller continues to apply the GCPR, except in the case of wool yarn and fabrics where he applies CPR 18.

Sellers who have not yet filed their reports under the regulations in question need not do so until further action by the OPS. This provision does

not countermand reports already on file. But whether such reports containing proposed increases in ceiling prices became effective on June 30, 1951, may depend on the waiting provisions of the regulation. Under CPR 22, reports of ceiling price increases received by OPS after June 14, 1951, will not have the effect of establishing a ceiling price in effect on June 30, 1951, since the 15-day period after date of receipt will not have expired on or before June 30, 1951. Ceiling prices for commodities covered by such filings will, therefore, remain at their GCPR level.

Special circumstances have rendered impracticable consultation with industry representatives prior to the issuance of this regulation.

REGULATORY PROVISIONS

Sec.

1. Coverage.
2. What this regulation does.
3. Commodities or services first dealt in after June 30, 1951.
4. Reports not required.

AUTHORITY: Sections 1 to 4 issued under Sec. 704, Pub. Law 774, 81st Cong., as amended. Interpret or apply Title IV, Pub. Law 774, 81st Cong., as amended; E. O. 10161, Sept. 9, 1950, 15 F. R. 6105.

SECTION 1. Coverage. This General Overriding Regulation applies to you if you are subject to any of the following price ceiling regulations or regulations supplementary thereto:

- CPR 18—Manufacturers' Prices for Wool Yarns and Fabrics.
- CPR 18—Revision 1—Manufacturers' Prices for Wool Yarns and Fabrics.
- CPR 22—Manufacturers' General Ceiling Price Regulation.
- CPR 30—Machinery and Related Manufactured Goods.
- CPR 37—Primary Cotton Textile Manufacturers' Regulation.
- CPR 41—Shoe Manufacturers' Regulation.
- CPR 45—Apparel Manufacturers' General Ceiling Price Regulation.

Sec. 2. What this regulation does. (a) If any of the price ceiling regulations listed in section 1 were in effect as to you on June 30, 1951, for any commodity or service, your ceiling price for that

commodity or service shall continue to be determined under that regulation. Otherwise, you shall compute your ceiling price for the commodity or service under the General Ceiling Price Regulation, or under CPR 18 in the case of wool yarns and fabrics.

(b) Even though you filed a report, under a regulation listed in section 1, of a proposed ceiling price with respect to a commodity or service, that regulation was not in effect as to you on June 30, 1951, for that commodity or service, if the requisite waiting period had not expired, or if the proposed ceiling price was not properly determined under the applicable regulation.

Sec. 3. Commodities or services first dealt in after June 30, 1951. If a commodity or service was not offered for sale, sold or delivered by you on or before June 30, 1951, you shall apply this section 3 and shall determine the ceiling price under the regulation applicable to the commodity or service which will yield ceiling prices most nearly in line with your ceiling prices in effect on June 30, 1951, for your related commodities or services. In the event you were not in business prior to June 30, 1951, you may use either the General Ceiling Price Regulation or the applicable regulation listed in section 1 to determine your ceiling prices.

Sec. 4. Reports not required. You need not after June 30, 1951, file any reports under any of the regulations listed in section 1 except as to the extent that the regulation is applicable to you after June 30, 1951, and except for reports required in connection with prices established under section 3 of this regulation.

Effective date: The provisions of this General Overriding Regulation are effective July 1, 1951, and shall continue in effect until further notice.

EDWARD F. PHELPS, JR.,

Acting Director of Price Stabilization.

June 30, 1951.

* * * * *

INTERPRETATION OF GOR 13: An interpretation of General Overriding Regulation 13, continuing manufacturers' ceiling prices in effect on June 30, was issued by OPS on July 6.

GOR 13, issued June 30, provides that manufacturers would continue pricing under the General Ceiling Price Regulation of January 26, unless they had put new prices into effect on or before June 30 under the general manufacturers' (CPR 22), machinery (CPR 30), and related manufacturing regulations of the agency.

Some of these regulations, including CPR 22 and CPR 30, were to have gone into effect Monday, July 2, but since rollbacks are prohibited under the 31-day extension of the Defense Production Act of 1950 passed by Congress last week, the Office of Price Stabilization issued GOR 13 maintaining manufacturers' prices at June 30 levels.

Today's statement is to interpret the meaning of the phrase "was in effect." Section 2 of GOR 13 provides that a seller's ceiling price of any commodity under a listed regulation is determined under that regulation if it "was in effect" as to him on June 30, 1951.

For details see: Interpretation 1, GOR 13--Regulations in Effect as to Manufacturers on June 30, 1951, dated July 6, 1951. Questions and Answers on GOR 13, dated July 12, 1951.

* * * * *

FATS AND OILS CEILING PRICE REGULATION 6 REISSUED TO INCLUDE ALL AMENDMENTS: Ceiling Price Regulation 6 (Fats and Oils) was republished by the Office of Price Stabilization on July 2 to incorporate the text of Amendments 1 through 9. Originally issued February 14, 1951, this regulation now contains Amendment 7, ⁹ issued on May 15, which listed specific ceiling prices for fish oils. This republication does not contain any changes as far as fish oils are concerned.

For details see: Ceiling Price Regulation 6 (including amendments 1-9) dated July 2, 1951.

1/SEE COMMERCIAL FISHERIES REVIEW, JUNE 1951, PP. 90-1.

* * * * *

CEILING PRICE REGULATION FOR TERRITORIES AND POSSESSIONS: Ceiling Price Regulation 9 for territories and possessions (Alaska, Guam, Hawaii, Puerto Rico, Samoa, and the Virgin Islands) was republished on June 18 to incorporate the text of Amendments 1 and 2. Originally issued March 7, this regulation establishes ceiling prices for all commodities (except those specifically exempt under the Defense Production Act of 1950) which are not actually manufactured or produced in the particular territory or possession in which they are sold. The basis for the ceiling prices is the direct cost plus the dollar-and-cents markup in effect during the period from December 19, 1950, to January 25, 1951, inclusive (the base period).

This regulation superseded the General Ceiling Price Regulation for all commodities included in it.

For details see: Ceiling Price Regulation 9 (including Amendments 1-2) dated June 18, 1951.

* * * * *

PUERTO RICO GETS CEILING PRICES FOR SALTED COD: Salted codfish ceiling prices in Puerto Rico were established by Ceiling Price Regulation 51 (Food Products Sold in Puerto Rico) issued by the Office of Price Stabilization on June 29. This regulation, which became effective July 5, establishes the first dollar-and-cents price ceilings for the Territory.

Under this regulation the ceiling for sales of salted codfish in Puerto Rico to wholesalers is \$16.30 per 100 pounds; for sales by wholesalers, \$17.20 per 100 pounds; and for sales at retail, 20 cents per pound.

The regulation applies to the varieties of codfish, dried or semi-dried, known as "shore" (called "Amarillo"); "Labrador" (commonly called "blanco"); and "Pollock" (commonly known as "pesca").

CPR 51 removes salted codfish from the pricing provisions of CPR 9, issued March 7, under which ceiling prices were based on direct cost plus a dollar-and-cents markup.

The full text of CPR 51 follows (but "statement of considerations" is not included):

Pursuant to the Defense Production Act of 1950 (Pub. Law 774, 81st Congress), Executive Order 10161 (15 F. R. 6105), and Economic Stabilization Agency General Order No. 2 (16 F. R. 733), this Ceiling Price Regulation 51 is hereby issued.

REGULATORY PROVISIONS

ARTICLE 1—GENERAL PROVISIONS

Sec.

- 1.1 What this regulation does.
- 1.2 Applicability.
- 1.3 Compliance required.
- 1.4 Evasion.
- 1.5 Posting and notification to retailers.
- 1.6 Sales slips and receipts.
- 1.7 Records.
- 1.8 Enforcement.
- 1.9 Petitions for amendment.
- 1.10 More or less than unit specified.
- 1.11 Definitions.

ARTICLE 2—FISH

2.1 Salted codfish.

AUTHORITY: Sections 1.1- to 2.1 issued under sec. 704, Pub. Law 774, 81st Cong. Interpret or apply Title IV, Pub. Law 774, 81st Cong., E. O. 10161, Sept. 9, 1950, 15 F. R. 6105; 3 C. F. R., 1950 Supp.

ARTICLE 1—GENERAL PROVISIONS

SECTION 1.1 *What this regulation does.* This regulation establishes ceiling prices for certain articles of food at various levels of distribution. These new ceiling prices, after the effective date of this regulation, will supersede the ceiling prices established under any other price regulations or orders heretofore issued by the Office of Price Stabilization.

Sec. 1.2 *Applicability.* The provisions of this regulation shall apply only to the Territory of Puerto Rico.

Sec. 1.3 *Compliance with this regulation required—(a) Prohibition against selling or delivery of commodities listed at prices above the ceiling.* On and after the effective date of this regulation, regardless of any contract or other obligation, no person shall sell or deliver and no person shall buy or receive in the course of trade or business any commodity covered by this regulation at prices higher than the ceiling prices fixed by this regulation, and no person shall agree, offer, solicit, or attempt to do anything prohibited in this section.

(b) *Less than ceiling prices.* Prices lower than the ceiling prices may be charged, demanded, paid or offered.

Sec. 1.4 *Evasion.* The ceiling prices established by this regulation shall not be evaded either by direct or indirect methods in connection with the purchase, sale, delivery or transfer of included commodities alone or in conjunction with any other commodity, or by

way of any commission, service, transportation or any other charge, or discount, premium or other privileges or by tie-in agreement or other trade understanding, or by a change in the quality of the product or otherwise, except when such change in quality takes place in compliance with a regulation issued by an agency of the United States or the Government of Puerto Rico.

Sec. 1.5 (a) *Notification to retailers.* On and after the effective date of this regulation every person selling the commodities listed herein, except at retail, shall with each delivery supply the purchaser with a statement of the ceiling prices of the commodities at time of delivery as follows: "The Office of Price Stabilization has established fixed ceiling prices for this commodity at \$_____ on sales to wholesalers; at \$_____ on sales at wholesale; and at \$_____ on sales at retail."

(b) *Posting.* On and after the effective date of this regulation every person offering to sell the listed commodities at retail shall mark the ceiling prices of such commodity in a manner plainly visible to and understandable by the purchasing public. The ceiling price may be marked on the commodity itself or may be posted at the place in the establishment where the commodity is offered for sale. The ceiling price and selling price shall be indicated in the form of "Ceiling price \$_____", "Our ceiling \$_____", and "Our selling price \$_____".

SEC. 1.6 *Sales slips and receipts.* Every seller at retail of the commodities listed herein, who has customarily given purchasers sales slips or receipts, shall continue to do so. Upon request from a purchaser, every seller of such commodity, regardless of previous custom, shall give the purchaser a receipt showing the date, the name and address of the seller, the quantity and description of the commodity, and the price received for it.

SEC. 1.7 *Records.* If you purchase or sell listed commodities at the wholesale level, in the course of trade or business, you must preserve and keep available for inspection by the Director of Price Stabilization for a period of two years, complete and accurate records for each purchase and sale. These records must include: (1) The date of the sale or purchase; (2) the name and address of the seller or purchaser; (3) the price paid or received; (4) a description of the commodities sold or purchased; (5) the quantity sold or purchased.

Sec. 1.8 *Enforcement.* Any person

who violates any provision of this regulation is subject to the criminal penalties, civil enforcement actions, and suits for damage provided by the Defense Production Act of 1950.

Sec. 1.9 *Petitions for amendment.* If you wish to have this regulation amended you may file a petition for amendment in accordance with the provisions of Price Procedural Regulation 1.

Sec. 1.10 *Price for more or less than unit specified.* The ceiling price for a quantity of a commodity which constitutes a fraction or multiple of the unit in terms of which a commodity is priced in this regulation, shall be proportionately computed unless otherwise provided hereafter.

Sec. 1.11 *Definitions and explanations.* (a) "Person". This term includes any individual, corporation, partnership, association or any other organized group of persons, or legal successors or representatives of the foregoing, and the United States or any other government or its political subdivisions or agencies.

(b) "Records". This term means books of account, sales lists, sales slips, orders, vouchers, contracts, receipts, invoices, bills of lading, and other papers and documents.

(c) "Sales at retail", and "Retailer". Sale at retail means a sale to an ultimate consumer. A seller who in the regular course of trade or business makes sales at retail is a retailer.

(d) "Sale at wholesale", and "wholesaler". Sale at wholesale means a sale by a person who buys a commodity and resells it to any person other than an ultimate consumer and includes any sale to the United States, or any government, or any of its political subdivisions, any religious, educational or charitable institution for the sick, deaf, blind, disabled, aged, or insane, or any school, hospital, library, commercial or industrial user, or any agent of the foregoing. A seller who in the regular course of trade or business makes sales at wholesale is a wholesaler.

(e) "Sales to wholesalers". This term means a sale by the first distributor or importer of a commodity to a wholesaler.

(f) "You". The program "you", as used in this regulation, indicates the person subject to the regulation.

(g) "Listed commodity". This term means any commodity the ceiling price of which is fixed by this regulation.

ARTICLE 2—FISH

Sec. 2.1 *Salted codfish—(a) Definition.* "Salted codfish". This term refers to the varieties of codfish, whether dried or semi-dried, known as: "Shore",

commonly called "amarillo"; "Labrador", commonly called "blanco"; and "Pollock", commonly called "pesca".

(b) *Ceiling prices.* Ceiling prices for salted codfish are established as follows:

Salted codfish:	
Sales to wholesaler..	\$16.30 (Per 100 lbs.)
Sales at wholesale..	\$17.20 (Per 100 lbs.)
Sales at retail.....	\$0.20 (Per lb.)

Effective date: This regulation shall become effective July 5, 1951.

NOTE: The record keeping and reporting requirements of this regulation have been approved by the Bureau of the Budget in accordance with the Federal Reports Act of 1942.

MICHAEL V. DISALLE,
Director of Price Stabilization.

JUNE 29, 1951.

SALARY STABILIZATION BOARD

GENERAL SALARY STABILIZATION REGULATION 1: On July 5 the Salary Stabilization Board of ESA issued General Salary Stabilization Regulation 1. It is designed to stabilize salaries and other compensation of persons who are employed in bona fide executive, administrative, professional, or outside salesmen capacities. This regulation has been issued pursuant to ESA General Order No. 8, as amended.

The purpose of this regulation is to incorporate in a single regulation pertaining solely to employees under the jurisdiction of the Salary Stabilization Board the provisions of General Wage Stabilization Regulation 1 and of the General Wage Regulations applicable with respect to such employees.

It is contemplated that this regulation will from time to time be supplemented and modified or amended by the Salary Stabilization Board as the Board develops its salary stabilization policy.

Among the regulatory provisions of this regulation are included the following: general stabilization of salaries and other compensation; increase agreed to or determined and communicated on or before January 25, 1951; compliance with statutes and orders establishing minimum rates of compensation; adjustments for individual employees; increases in salaries and other compensation to correct certain inequities; cost-of-living increases provided by salary plans; salary schedules for new plans; and tandem salary increases.

For details see: General Salary Stabilization Regulation 1, dated July 5, 1951.

WAGE STABILIZATION BOARD

LABOR'S WAGE AND HOUR DIVISION AUTHORIZED TO EXAMINE PETITIONS AND INVESTIGATE VIOLATIONS OF WAGE STABILIZATION REGULATIONS: The Wage Stabilization Board on June 12 authorized the Wage and Hour Division of the U. S. Department of Labor, with its 68 field offices, to receive and examine petitions for action by the Board and to make investigations of violations of wage stabilization regulations.

The Field offices of the Wage and Hour Division have been answering inquiries on wage stabilization for some time, but they have not been authorized to make investigations and all petitions for special consideration by the Board were forwarded to Washington without examination.

In the matter of investigations, the Wage and Hour offices are now authorized to do fact-finding into the records and books of parties concerned and to make reports of its findings to the WSB staff in Washington.

The Wage and Hour field office staffs will now have the authority, beginning on June 25, to examine for completeness of information petitions that are filed asking for the approval of wage increases or other adjustments that the parties

believe are not approvable under the regulations. The field office staff will now be able to consult with the company and union involved and seek additional information before the petition is forwarded, although it will not take action on the merits of the case.

At the same time WSB officials announced that after June 25 it will be compulsory to file petitions with the Wage and Hour offices instead of in Washington. There is no particular form required for the petitions as yet, but petitioners should file an original and five copies with the Wage and Hour offices.



Federal Security Agency

FOOD AND DRUG ADMINISTRATION

"PACIFIC OCEAN PERCH" DESIGNATION PERMITTED FOR PACIFIC ROCKFISH SPECIES: "Pacific Ocean Perch" will be an acceptable designation for a species of rockfish or rosefish now being marketed by fisheries of the Pacific Northwest, the Food and Drug Administration announced on June 28.

The name will serve to distinguish frozen fillets of the Pacific Coast fish from a similar, but different, variety advertised and marketed by New England fisheries under the name of "Ocean Perch."

Simultaneously, FDA announced termination of a court action involving the West Coast product with the understanding that the "Pacific" designation will be used in future labeling.

FDA's Associate Commissioner pointed out that correct labeling of fish sometimes presents difficult scientific and commercial questions. Atlantic fishermen object to Pacific competitors applying the name which they have popularized to an altogether different variety of fish. The Federal Food, Drug, and Cosmetic Act requires that foods be designated by their "common or usual names," but thousands of varieties of fish are known only by their scientific names. When one of these is marketed commercially it becomes practically necessary to adopt a common name.

Seeking settlement of the question, FDA asked opinions of leading ichthyologists. Scientists of the U. S. Fish and Wildlife Service, and others were generally in agreement that the Atlantic and Pacific fish are in the same family, although not the same species. Some ichthyologists regard the Pacific fish as Sebastes alutus, while others were less certain and believed it may be a species not yet classified. It is similar to, but not identical to Sebastes marinus, the classification assigned by some scientists to the "ocean perch" taken off New England.

Other classifiers say that the "ocean perch" from New England waters is not Sebastes marinus, but is two other species of Sebastes, one of the genus fasciatus and the other not clearly classified as to genus. At least one famous ichthyologist asserts that Sebastes marinus is found only in northern European waters.

The Food and Drug Administration has undertaken to develop a study project, through the Fish and Wildlife Service, the Smithsonian Institution, and others, to establish facts about the classification of both the East Coast and West Coast species. Until more information is available, it has been announced that objection will not be raised to the continued use of the name "ocean perch" for the Atlantic fillets and the name "Pacific Ocean Perch" for the West Coast fillets.

In addition to occasional confusion in scientific classification there is a tendency of fish to acquire local names, so that the same fish have different names in different localities and different fish may be called by the same name in different places. West Coast fishermen anticipate the development of a thriving industry in "Pacific Ocean Perch" fillets, while Atlantic fishermen have for some years enjoyed a substantial business in "Ocean Perch" fillets. There have recently appeared some importations of fillets from Iceland which are said to be true Sebastes marinus.



Department of the Interior

DEFENSE FISHERIES ADMINISTRATION

CONSTRUCTION OF PRODUCTION AND PROCESSING FACILITIES FOR FISHERY PRODUCTS UNDER CMP: The following is a review of the National Production Authority's actions affecting construction prepared by the Defense Fisheries Administration. The material presented has been condensed considerably and many significant exceptions and reservations contained in the orders are not treated in this discussion. The full text of the regulations should be reviewed before taking action on any construction.

M-4 (As amended May 11, 1951): This order prohibits the commencement of construction of certain types of buildings, structures, and projects, unless specific exception is made or authorization issued. List A Items are generally prohibited except in very unusual circumstances. List B Items require specific authorization. List C Items also require specific authorization, and the last category of items in this list includes any and all types of industrial plant facility or factory which will require the use of more than a total quantity of 25 tons of steel both in the forms and shapes as defined in NPA Order M-1 and, also reinforcing steel.

Delegation 14, June 7, 1951: This Order delegates to the Secretary of the Interior (and authorizes him to redelegate) with respect to "facilities for the production and processing of fishery products" the right to "receive, consider, pass upon, and take action in his own name including appellate action upon applications for authorization to commence construction pursuant to Section 6 of M-4" and...upon applications for adjustment or exception...to Section 11 of M-4.

The practical effect of this is to transfer to Interior the right to take action on construction cases falling within its Claimant Agency responsibility, in Lists B and C but not List A of Order M-4.

DFA has been informed by the Solicitor's Office of the Secretary that a previous delegation by the Secretary to his defense administrations is broad enough to include these powers so that The Defense Fisheries Administration now has the power, in its own name, to receive and act upon projects involving construction of facilities for the production and processing of fishery products.

Section 4 of Delegation 14 requires that approval of construction by any delegate must be correlated with the delegate's activities under the Controlled Materials Plan of NPA and the projects approved, and the allotments of controlled materials made, therefore, will be charged against the total construction program and allotments approved for such delegate by the Defense Production Administration.

CMP Regulation 1: This Regulation sets forth basic rights and obligations under the Controlled Materials Plan. It defines the classes of persons, allotments, A products, B products, programs, and tells how allotments should be made and orders placed. It also lists in Schedule 1 the shapes and forms of steel, copper, and aluminum which constitute controlled materials.

CMP Regulation 3: This Regulation defines the preference status of delivery orders under CMP. Section 6(a) says, in part, that when a Claimant Agency makes an allotment and approves a production schedule, a DC rating shall be assigned. Thus, when a construction project is approved, a rating can also be granted which the customer can use to buy necessary B products and such noncontrolled-material items as lumber.

CMP Regulation 6: CMP Regulation 6 explains how to get materials for construction under the Controlled Materials Plan. The order specifies the forms to be used in applying for permission to construct a facility, explains how construction schedules are authorized, and how allotments are made.

NPA Form CMP-4C: Form CMP-4C is to be used for requesting an allotment of controlled materials and/or a DC rating for other materials and equipment pursuant to CMP Regulation 6. It may also be used for applying for authorization to commence construction pursuant to NPA Order M-4 for which purpose it replaces use of Form NPAF-24. The latter form may still be used to apply for adjustment or exception to Order M-4.

NPAF-24: Prior to the issuance of Form CMP-4C, Form NPAF-24 was used by applicants in applying for exception to the prohibition of construction of items on List A of M-4, and for authorization for items on Lists B and C. As indicated in the previous paragraph, the form may still be used for applications for adjustment or exception to Order M-4.

As a result of the above orders and actions, there has been provided a streamlined plan whereby DFA can receive and act upon construction cases in its own name, and where approval is given, can make an allotment of controlled materials and grant an accompanying preference rating. Unfortunately, in order to approve an application, DFA must allot and charge its quota and, at the moment, it has no quota. However, it is expected that a quota of materials will be made available in the near future.

Therefore, applicants who are seriously considering construction, or who have already started construction and need priority assistance to complete it, should submit a request on Form CMP-4C as promptly as possible so that DFA may determine the total requests and how they compare with the quota of materials available for construction. A late filer for a very essential project may find the quota exhausted and be forced to wait for future quarterly allocations.

Again, it must be stressed that controlled material allotments can be made for advance quarters and that the more realistically they are scheduled out into the quarters when the materials will actually need to be delivered, the more chance of approval and delivery, and the less the strain on the fishery program as well as the entire economy.

Unless materials can be obtained from warehouse stocks, it is already too late to ask for third-quarter delivery. It is unlikely that allotments can be approved

for several weeks, after which there will be some further delay in getting the order placed. Mills normally require a minimum of 45 days to make delivery after an order is placed in their production schedule.

Local NPA offices can supply copies of Form CMP-4C and instructions for completing the Form.

* * * * *

FISHING INDUSTRY BENEFITS BY REVISION OF DEPARTMENT OF LABOR LIST OF CRITICAL OCCUPATIONS: A revision early in July of the "List of Critical Occupations" by the Department of Labor benefits the fishing industry. Formerly the following occupations when on fishing vessels were excluded from this list:

ENGINEERS, MARINE, CHIEFS AND ASSISTANTS
SHIPMASTER, SHIP PILOT, AND MATES

This recent action will result in these occupations when on fishing vessels being given the same consideration as similar occupations in other marine industries by the Department of Defense in considering requests for delay in call to active duty of reservists and members of the National Guard, and by local draft boards in making determinations on requests for occupational deferments from the draft.

The Defense Fisheries Administration in cooperation with the Department of Labor has worked for this revision since February. The Interagency Advisory Committee reviewed all available information concerning these occupations and recommended the inclusion of such licensed officers when employed on any commercial vessel required by law to have licensed officers.

Since commercial fishing vessels are required by law to have licensed officers, those fishing vessel officers that fall within the above categories will be considered as being employed in critical occupations. Such officers must hold a U. S. Coast Guard master, mate, or pilot license; and engineers licensed by the U. S. Coast Guard must hold a chief engineer, or first, second, or third assistant engineer license.

It is estimated that about 350 fishing vessels will be affected by this revision.

In arriving at the decision to include these fishing vessel occupations on the critical list, the Interagency Advisory Committee was guided by the following criteria:

- "A. UNDER THE FORESEEABLE MOBILIZATION PROGRAM AN OVER-ALL SHORTAGE OF WORKERS IN THE OCCUPATION EXISTS OR IS DEVELOPING WHICH WILL SIGNIFICANTLY INTERFERE WITH EFFECTIVE FUNCTIONING OF ESSENTIAL INDUSTRIES AND ACTIVITIES.
- "B. A MINIMUM ACCELERATED TRAINING TIME OF 2 YEARS (OR THE EQUIVALENT IN WORK EXPERIENCE) IS NECESSARY TO THE SATISFACTORY PERFORMANCE OF ALL MAJOR TASKS FOUND IN THE OCCUPATION.
- "C. THE OCCUPATION IS INDISPENSABLE TO THE FUNCTIONING OF THE INDUSTRIES OR ACTIVITIES IN WHICH IT OCCURS.

The Department of Labor, after giving relative weight to all factors involved, accepted the recommendation of the Committee and as of July 6 revised the list of critical occupations accordingly.

Revised job definitions are as follows:

SHIPMASTER, SHIP PILOT AND MATES: NAVIGATES AND CONTROLS MOVEMENTS OF COMMERCIAL VESSELS WHICH ARE REQUIRED BY LAW TO HAVE LICENSED OFFICERS. HOLDS U.S. COAST GUARD MASTER'S, MATE'S OR PILOT'S LICENSE AND IS EMPLOYED, EXCEPT FOR TEMPORARY INTERRUPTIONS CHARACTERISTIC OF THIS TYPE OF EMPLOYMENT, IN A POSITION FOR WHICH HE IS REQUIRED TO HAVE SUCH A LICENSE.

ENGINEERS, MARINE, CHIEFS AND ASSISTANTS: SUPERVISES ENGINE DEPARTMENT OPERATIONS ON COMMERCIAL VESSELS WHICH ARE REQUIRED BY LAW TO HAVE LICENSED OFFICERS. HOLDS U.S. COAST GUARD CHIEF ENGINEER'S LICENSE, OR FIRST, SECOND, OR THIRD ASSISTANT ENGINEER'S LICENSE AND IS EMPLOYED, EXCEPT FOR TEMPORARY INTERRUPTIONS CHARACTERISTIC OF THIS TYPE OF EMPLOYMENT, IN A POSITION FOR WHICH HE IS REQUIRED TO HAVE SUCH A LICENSE.

NOTE: ALSO SEE COMMERCIAL FISHERIES REVIEW, JUNE 1951, PP. 103-4.

FISH AND WILDLIFE SERVICE

MAXIMUM LENGTH OF DRIFT GILL NETS PERMITTED IN COOK INLET REDUCED: The total aggregate length of drift gill nets permitted in Cook Inlet has been reduced from 200 fathoms to 150 fathoms, according to an amendment to the Alaska Commercial Fisheries Regulations published in the Federal Register of July 18. This amendment became effective immediately.

The full text of the amendment follows:

TITLE 50--WILDLIFE
CHAPTER 1--FISH AND WILDLIFE SERVICE,
DEPARTMENT OF THE INTERIOR
SUBCHAPTER F--ALASKA COMMERCIAL FISHERIES
PART 109--COOK INLET AREA

TOTAL AGGREGATE LENGTH OF GILL NETS

BASIS AND PURPOSE: ON THE BASIS OF OBSERVATIONS AND REPORTS OF FIELD REPRESENTATIVES OF THE FISH AND WILDLIFE SERVICE, IT HAS BEEN DETERMINED THAT THE INCREASE THIS YEAR IN THE NUMBER OF DRIFT GILL-NET BOATS FISHING IN THE WATERS OF COOK INLET IS ENDANGERING THE REQUIRED ESCAPEMENT OF SALMON TO THE SPAWNING GROUNDS AND THE FISHING INTENSITY MUST BE REDUCED.

AS THE FISHING SEASON IS UNDERWAY IT IS NECESSARY THAT THE IMPOSITION OF THE RESTRICTION IN GEAR BE EFFECTIVE AS SOON AS POSSIBLE.

EFFECTIVE IMMEDIATELY § 109.7 TOTAL AGGREGATE LENGTH OF GILL NETS IS AMENDED BY DELETING 200 FATHOMS AND SUBSTITUTING IN LIEU THEREOF 150 FATHOMS.

* * * * *

ALASKA'S COMMERCIAL FISHERIES REGULATIONS TO BE AMENDED: The Secretary of the Interior gave notice in the Federal Register of August 2 that he intends to adopt amended regulations permitting and governing the time, means, and methods for taking of commercial fish in the waters of Alaska, and related matters.

The regulations are to be effective beginning February 1, 1952, and to continue in effect thereafter until further notice.

Interested persons are hereby given an opportunity to participate in preparing the regulations for issuance as set forth by submitting their views, data, or arguments in writing to the Director of the Fish and Wildlife Service, Department of the Interior, Washington 25, D. C., or by presenting their views at a series of open discussions scheduled to be held at the following designated places on the dates specified:

NAKNEK, ALASKA.....	AUG. 1	CRAIG, ALASKA.....	OCT. 15
DILLINGHAM, ALASKA.....	AUG. 2	WRANGELL, ALASKA.....	OCT. 17
KODIAK, ALASKA.....	SEPT. 17	PETERSBURG, ALASKA.....	OCT. 18
ANCHORAGE, ALASKA.....	SEPT. 20	SITKA, ALASKA.....	OCT. 20
CORDOVA, ALASKA.....	SEPT. 24	SEATTLE, WASH.	NOV. 7, 8
YAKUTAT, ALASKA.....	SEPT. 26	JUNEAU, ALASKA.....	NOV. 15
KETCHIKAN, ALASKA.....	OCT. 13		



Interstate Commerce Commission

REICING CHARGES PROPOSED FOR FISH AND SHELLFISH L.C.L. EXPRESS SHIPMENTS: A schedule which would establish certain rules and charges for reicing perishables in less-than-carload lots where water ice is used was filed with the Interstate Commerce Commission on July 6 by the Railway Express Agency, Inc. Included would be fish and shellfish L.C.L. express shipments. This schedule is identified as Supplement 31 to official Express Classification 34, Rule 23-C, and is identical to the schedule which was considered in Interstate Commerce Commission Docket I & S 5804,¹ except that certain suggestions made by the Commission in its decision in that docket have now been included in this schedule. The proposed charges would range from 20 cents to \$2.70 for each package depending on the length of the haul and the net weight of the package. The charges apply and are billed automatically upon delivery of the shipment to the carrier unless the shipment is marked "Do Not Reice for Account of Shipper."

The proposal is as follows:

RULE 23-A: (J) RE-ICING OF PACKAGES OF PERISHABLE COMMODITIES BEING A SEPARATE AND DISTINCT SERVICE OF TRANSPORTATION IS NOT INCLUDED IN THE EXPRESS RATES, AND SUCH SERVICE WILL BE FURNISHED FOR LESS-CARLOAD SHIPMENTS AS HEREINAFTER PROVIDED.

(K) 1. SHIPMENTS OF PERISHABLE COMMODITIES FORWARDED WITH WATER ICE IN THE PACKAGES SHOULD BE SUFFICIENTLY ICED BY CONSIGNOR AT SHIPPING POINT TO CARRY THROUGH TO DESTINATION WITHOUT REICING. IF SHIPMENTS CANNOT BE SUFFICIENTLY ICED BY CONSIGNOR TO REACH DESTINATION WITHOUT REICING TO PREVENT DETERIORATION, THE EXPRESS COMPANIES WILL PROVIDE INSPECTION, REICING, AND ICED WAY-REFRIGERATOR CAR SERVICE AT CHARGES PROVIDED IN PARAGRAPH (1) WHICH WILL BE IN ADDITION TO TRANSPORTATION AND OTHER CHARGES. THESE CHARGES WILL APPLY ON ALL SHIPMENTS WITH WATER ICE IN THE PACKAGES TRANSPORTED BETWEEN POINTS WHERE THE SCALE NUMBER IS 7 OR HIGHER, EXCEPT SHIPMENTS LABELED BY THE SHIPPER "DO NOT REICE FOR ACCOUNT OF SHIPPER."

2. WHERE SHIPMENTS ARE SUFFICIENTLY ICED BY SHIPPERS TO CARRY THROUGH TO DESTINATION WITHOUT REICING THE SHIPPER MAY ASSUME AT HIS OPTION RESPONSIBILITY FOR PROTECTION BY MARKING THE SHIPMENTS "DO NOT REICE FOR ACCOUNT OF SHIPPER." SHIPMENTS SO MARKED WILL NOT BE SUBJECT TO THE CHARGES PRESCRIBED IN PARAGRAPH (1)

3. WHERE IT IS NECESSARY TO REICE SHIPMENTS MARKED "DO NOT REICE FOR ACCOUNT OF SHIPPER" BECAUSE OF DELAY, NO CHARGE FOR SUCH REICING WILL BE MADE, EXCEPT WHERE A SHIPMENT SO MARKED CANNOT BE DELIVERED UPON ARRIVAL FOR REASONS BEYOND THE CONTROL OF THE EXPRESS COMPANIES. WHEN REICING OF SUCH A SHIPMENT IS NECESSARY AFTER ARRIVAL, CHARGES PUBLISHED UNDER SCALE 7 TO 10 IN PARAGRAPH (1) WILL BE ASSESSED FOR EACH REICING IN ADDITION TO THE TRANSPORTATION AND OTHER CHARGES.

4. SHIPMENTS OF PERISHABLE COMMODITIES FORWARDED WITH WATER ICE IN THE PACKAGES AT THE CONVENIENCE AND OPTION OF THE EXPRESS COMPANIES MAY BE FORWARDED IN ICED WAY-REFRIGERATOR CARS WHEN SUCH SERVICE IS AVAILABLE IN SUBSTITUTION OF REICING SERVICE. SUCH SHIPMENTS WILL BE SUBJECT TO THE CHARGES IN PARAGRAPH (1) IN ADDITION TO THE TRANSPORTATION AND OTHER CHARGES.

^{1/} SEE COMMERCIAL FISHERIES REVIEW, JUNE 1951, P. 103.

Table of Charges for Refrigeration of Less-Carload Shipments										
When the scale number as shown in block tariffs on file with I.C.C. is.....	1 to 6	7 to 10	11 to 16	17 to 24	25 to 34	35 to 44	45 to 54	55 to 64	65 to 74	75 to 82
Approximate range of distances (miles).....	12½ to 100	101 to 300	301 to 600	601 to 1,000	1,001 to 1,500	1,501 to 2,000	2,001 to 2,500	2,501 to 3,000	3,001 to 3,500	3,501 to 3,900
Fish, shellfish, frogs, frog legs, fish and shellfish meats:										
	The charge in cents per package will be:									
Net wt. not over 50 lbs.....	0	20	40	60	80	100	120	140	160	180
Net wt. 51-100 lbs.....	0	25	50	75	100	125	150	175	200	225
Net wt. over 100 lbs.....	0	30	60	90	120	150	180	210	240	270

* * * * *

REQUIREMENTS FOR LOADING FREIGHT CARS WITH CANNED GOODS AND FOODSTUFFS: Acting upon representations of the Defense Transport Administration, Division 3 of the Interstate Commerce Commission issued (on June 11) ICC Service Order 878, requiring heavier loading of canned goods and foodstuffs in railroad freight cars. This order appeared in the Federal Register of June 16.

The ICC took this action to assure more effective utilization of freight cars.

ICC Service Order 878 provides that no railroad shall accept for transportation (except to complete loading) any carload shipment of canned goods and foodstuffs canned, preserved, or prepared (not cold-pack or frozen) in packages unless such cars are loaded (1) up to marked capacity in pounds as stenciled on car, or (2) to full visible capacity but not less than 65,000 pounds.

When cars are stopped-off to complete loading, they must be loaded as provided for in (1) and (2) when leaving stop-off point. Canned goods in glass containers of one quart or less, in cartons, must be loaded to not less than six tiers high, covering the entire floor space. Similar containers of more than one quart must be loaded in five tiers.

The Order was to become effective July 1, 1951, and is scheduled to expire November 30, 1951. On June 20 the effective date of the order was changed to July 16, 1951.

The impact of ICC Service Order 878 is modified in certain respects by the recent issuance by ICC of a number of 30-day renewable special permits to take care of special situations, and by the issuance of four general permits, all effective July 16, according to a July 11 news release from the Defense Transport Administration.

General Permit 1-F allows a carrier to disregard provisions of Service Order 878 in case of carload freight moving first by water on the high seas to continental U. S. and thence to inland destination by rail, or by water and rail.

General Permit 2-F exempts shipments in drums of specified capacity and loaded in a specified manner.

General Permit 3-F exempts carloads of mixed commodities when the volume of canned goods is not more than 33-1/3 percent by weight of the total lading of the car.

General Permit 4-F exempts canned goods packed in glass in cartons and in tin in cartons in mixed cars when such cars are loaded to 60,000 pounds or more.



Department of State

ACCESSION OF CERTAIN COUNTRIES TO GENERAL AGREEMENT ON TARIFFS AND TRADE: The United States has been informed by the headquarters of the United Nations at New York that by June 20, 1951, more than the required number (21) of the contracting parties to the General Agreement on Tariffs and Trade had signed the decisions agreeing to accession of Austria, the Federal Republic of Germany, the Republic of Korea, Peru, the Republic of the Philippines, and Turkey, to the General Agreement. These countries negotiated at Torquay, England, for such accession. Under the Agreement, at least two-thirds of the existing contracting parties must agree in the case of each new country in order to permit its accession.

The newly acceding countries have until October 21, 1951, to sign the Torquay Protocol and thus become contracting parties to the Agreement, a June 22 Department of State news release points out.

Under the terms of the Protocol, concessions negotiated between an acceding country and other contracting parties are to be put into force 30 days after that government signs the Protocol.

* * * * *

SYRIA WITHDRAWS FROM GATT: The United States Government has been informed by the United Nations at New York that on June 7, 1951, the Government of Syria notified the Secretary General of the United Nations of its intention to withdraw from the General Agreement on Tariffs and Trade, effective August 6, 1951. Under the terms of the Protocol of Provisional Application of the General Agreement, any contracting party may withdraw on 60 days written notice to the Secretary General of the United Nations, a June 28 Department of State news release points out.

Syria and Lebanon, which were joined in a customs union, became contracting parties to the General Agreement after the tariff negotiations at Geneva in 1947. The customs union was later dissolved, and Lebanon withdrew from the General Agreement, effective February 25, 1951. Since the concessions granted by the United States to the customs union at Geneva were of substantial interest to Syria, and in some cases to other contracting parties, there were no changes in United States customs duties as a result of Lebanon's withdrawal from the agreement.

The interdepartmental trade-agreements organization is now considering the question of withdrawal or retention of United States concessions initially negotiated with the Syro-Lebanese customs union, looking to the initiation of consultation with other interested contracting parties.

After withdrawal from the General Agreement, Syria will no longer be obligated to maintain concessions granted to the United States. The fishery items listed in the Syrian tariff which may be affected are on the following page.

SYRO-LEBANESE CUSTOMS UNION TARIFF ITEM NO.	DESCRIPTION	AD-VALOREM RATE OF DUTY UNDER AGREEMENT
35	IVORY AND OTHER ANIMAL TUSKS OR TEETH, TORTOISE SHELL, MOTHER-OF-PEARL AND OTHER SHELL, WHALE BONE AND BONE OF OTHER CETACEANS, CORAL, AND SIMILAR SUBSTANCES, RAW, WHETHER SIMPLY CUT UP, SPLIT OR STRETCHED (BUT NOT WORKED), OR NOT; POWDER, PARINGS AND WASTE OF THESE MATERIALS: A. MOTHER-OF-PEARL B. OTHER	 25% 25%
103	FATS AND OILS, REFINED OR UNREFINED, FROM FISH AND MARINE ANIMALS: A. COD-LIVER OIL	 11%
120	FISH, PREPARED OR PRESERVED, NOT IN- CLUDED UNDER ITEM 20	25%

* * * * *

UNITED STATES-VENEZUELA TRADE AGREEMENT RENEGOTIATIONS: The Government of Venezuela considers that certain provisions of the Trade Agreement with the United States dated November 6, 1939, should be changed to conform to new conditions. Therefore, Venezuela on June 7 formally requested that negotiations be undertaken, and the United States has agreed to take the necessary steps to initiate proceedings, the U. S. Department of State announced on June 18.

The usual formal notice of intention to negotiate, including notice of public hearings and list of products imported into the United States on which United States concessions may be considered during the negotiations, will be issued at an early date.

NOTE: ALSO SEE P. 25 OF THIS ISSUE.

* * * * *

POINT FOUR GENERAL AGREEMENT WITH MEXICO INCLUDES FISHERIES: Through an exchange of notes, on June 27, Mexico and the United States, through its Embassy in Mexico City, have agreed upon the terms of a Point Four General Agreement which will in the future govern technical cooperation between the two Governments.

The agreement reached sets forth the general rules which will govern collaboration between the two countries in the field of technical assistance and which, without referring specifically to any predetermined project, will allow the expansion of that cooperation in such activities and under such conditions as the two Governments may find to be to their mutual advantage. In short, it establishes principles which should be applied in each and every one of the concrete projects for technical assistance.

Since the agreement is of a general nature, when the two Governments decide to carry out any specific project of technical cooperation, they will draw up a supplemental agreement to the one that has just been signed.

The United States and Mexico are already engaged in six technical cooperation projects under the Point Four Program and among these is included one in the field of fisheries.

Among nine Department of Interior specialists in various fields cooperating with Mexican experts is a representative of the U. S. Fish and Wildlife Service who assists in the development of marine and inland fishery resources.



Tariff Commission

RULES FOR INVESTIGATIONS OF INJURY TO DOMESTIC PRODUCERS FROM TRADE AGREEMENT CONCESSIONS: With reference to rules of practice and procedure for applications for investigations of injury to domestic producers resulting from trade agreement concessions, the following appeared in the Federal Register of June 21:

TITLE 19—CUSTOMS DUTIES

Chapter II—United States Tariff Commission

PART 207—INVESTIGATIONS OF INJURY TO DOMESTIC PRODUCERS RESULTING FROM TRADE AGREEMENT CONCESSIONS

RULES OF PRACTICE AND PROCEDURE FOR APPLICATIONS FOR INVESTIGATIONS

Applications for investigations under section 7 (a) of the Trade Agreements Extension Act of 1951 (Pub. Law 50, 82d Cong.) shall be subject to the rules now set forth in Part 207 of the rules of practice and procedure of the United States

Tariff Commission (19 CFR, 1950 Supp., Part 207), except that 15 clear copies of the application shall be submitted instead of 5 copies as specified in such rules.

[SEAL]

OSCAR B. RYDER,
Chairman,
United States Tariff Commission.

[F. R. Doc. 51-7108; Filed, June 20, 1951;
8:53 a. m.]



Eighty-Second Congress (First Session)

JUNE - 1951

Listed below are public bills and resolutions introduced and referred to committees, or passed by the Eighty-Second Congress (First Session) and signed by the President, that affect in any way the fisheries and allied industries. Public bills and resolutions are shown in this section only when introduced and if passed when they are signed by the President. The more pertinent reports, hearings, or chamber actions on some of the bills shown in this section from month to month are also listed.

BILLS AND RESOLUTIONS INTRODUCED:

Defense Production Act of 1950 Continuation: H. J. Res. 271 (Ayres) - Joint resolution to continue in effect certain provisions of the Defense Production Act of 1950 through July 31, 1951; to the Committee on Banking and Currency.
Also: H. J. Res. 278 (Spence)...

Defense Production Act of 1950 Amendment: H. R. 4497 (Larcade) - A bill to amend the Defense Production Act of 1950 to provide for more effective consultation with interests affected by its administration; to the Committee on Banking and Currency.

Defense Production Act of 1950 Amendment: H. R. 4570 (Donovan) - A bill to amend the Defense Production Act of 1950, and for other purposes; to the Committee on Banking and Currency.
Also: H. R. 4547 (Cooley) ...
H. R. 4605 (Martin of Iowa) ...
H. R. 4607 (Martin of Iowa) ...

H. R. 4619 (Baring) ...
H. R. 4620 (Baring) ...
H. R. 4623 (Saylor) ...
H. R. 4624 (Saylor) ...

Defense Production Act of 1950 Amendment and Extension: S. 1717 (Wiley) - A bill to amend and extend the Defense Production Act of 1950 and the Housing and Rent Act of 1947, as amended, reported by Mr. Maybank, from the Committee on Banking and Currency, which was read twice by its title, and ordered to be placed on the Calendar.

Fats and Oils Import Controls: S. 1665 (Mundt) - A bill to continue for a temporary period certain powers, authority, and discretion for the purpose of exercising, administering, and enforcing import controls with respect to fats and oils (including butter), cheese, and rice and rice products; to the Committee on Banking and Currency.

Also: H. J. Res. 270 (Abbitt) ...
H. R. 4335 (Andresen) ...
H. R. 4474 (Abbitt) ...

Food Price Investigation: H. Res. 298 (Wolverton) - Resolution to provide for an investigation to determine the factors causing increases in living costs, with particular reference to increases in consumer food prices at a time when wholesale food prices have dropped; to the Committee on Rules.

Tidelands: H. R. 4484 (Walter) - A bill to confirm and establish the titles of the States to lands beneath navigable waters within State boundaries and to the natural resources within such lands and waters, to provide for the use and control of said lands and resources, and to provide for the use, control, exploration, development, and conservation of certain resources of the continental shelf lying outside of State boundaries; to the Committee on the Judiciary.

Vessels--Opportunity to Reacquire when Purchased by U.S.: H. R. 4480 (Hart) - A bill to give owners of certain special-purpose vessels purchased or requisitioned by the United States an opportunity to reacquire such vessels when they are no longer needed by the United States; to the Committee on Merchant Marine and Fisheries.

CHAMBER ACTIONS:

Defense Production Act Temporary Extension: By a voice vote, the House adopted H. J. Res. 278, to continue through July 31, 1951, the Defense Production Act of 1950; the Housing and Rent Act of 1947, as amended; and certain import control authority. Adopted an amendment to prevent roll-backs or the lowering of price ceilings below those on enactment date of this resolution and prohibiting any new price ceilings on materials or services during the period of this temporary extension.

Defense Production Act of 1950 Amendment: By 71 yeas to 10 nays, Senate passed, with amendments, S. 1717, to amend and extend the Defense Production Act of 1950, and to extend the Housing and Rent Act of 1947, as amended, after taking the following further actions on amendments:

Adopted: modified Millikin amendment allowing adjustments in price ceilings on any material other than agricultural commodities (and as further modified by acceptance of Humphrey amendment allowing actual factory and labor costs); by 49 yeas to 33 nays, Wherry amendment, barring ceiling price which is below either price just before establishment of such ceiling, or price prevailing January 25-February 24, 1951; Magnuson amendment, barring until June 30, 1953, import of fats and oils, dairy products, peanuts, and rice products.

House reported H. R. 3971, amending the Defense Production Act of 1950, including price controls (filed on June 23), H. Rept. 639.

Rockfish: Senate reported without amendment and cleared for House S. 41 prohibiting the sale of rockfish weighing more than 15 pounds.

Sea Lampreys Investigations: H. R. 2995, to increase the appropriation for investigation and studies on eradication of sea lampreys in the Great Lakes (H. Rept. 558) was reported to the House on June 13; returned to the Senate as amended on June 18.

Trade Agreements: The House adopted by voice vote the conference report on H. R. 1612, to extend for 2 years the authority of the President to enter into trade agreements under section 350 of the Tariff Act of 1930. This action clears the bill for the White House.

COMMITTEE MEETINGS - HOUSE:

Tidelands: Committee on the Judiciary: Ordered reported favorably to the House H. R. 4484, a bill to confirm and establish the titles of the States to lands beneath navigable waters within State boundaries and to the natural resources within such lands and waters, etc.

CONGRESSIONAL REPORTS:

Committee reports on bills reported in this section of interest to the fishery and allied industries (available only from the committee submitting the report):

Further Research and Control of Sea Lampreys of the Great Lakes Area, House Rept. No. 558, (June 13, 1951, 82nd Congress, 1st Session), 3 p., printed, pursuant to H. R. 2995 (82nd Congress, 1st Session), to amend the joint resolution of August 8, 1946, as amended, with respect to appropriations authorized for the conduct of investigations and studies thereunder. Committee recommended passage of the bill as amended. (Expenditures of \$500,000 recommended for sea lamprey studies for fiscal year 1952 instead of \$216,000.)

BILLS SIGNED BY THE PRESIDENT:

Defense Production Act of 1950 Temporary Extension: P. L. 69 (H. J. Res. 278), passed by Congress and signed by the President on June 30, 1951, provides for the temporary extension of the Defense Production Act of 1950, with the modifications that,

a. The authority conferred under the Defense Production Act of 1950, shall not be exercised from June 20, 1951, to July 31, 1951, inclusive, to place into effect, or permit to become effective, a price ceiling for any material or service lower than the ceiling in effect for such material or service on the date of the enactment of this resolution (which was July 1, 1951).

b. The authority conferred under the Defense Production Act of 1950 shall not be exercised to put into effect a ceiling for any material or service for which a ceiling is not in effect on the date of the enactment of this resolution.

For the fishery industries this means that under modification (a) no rollback on canned salmon prices can be effectuated and that the canned salmon prices during the General Ceiling Price Regulation base period, December 19, 1950-January 25, 1951, inclusive, continue to be the ceiling prices.

Since fresh fish and seafood and frozen fish and shellfish are exempt from ceiling prices, no ceiling price can be established on these items

during the period covered by the Joint Resolution even if prices during this period should increase over and above the levels which are considered as tolerable under the stabilization program.

Trade Agreements: H. R. 1612, to extend for 2 years the authority of the President under section 350 of the Tariff Act of 1930 to enter into foreign trade agreements. Signed June 16, 1951 (P. L. 50).



THE MEXICAN FISHERIES INDUSTRY

PRODUCTION AND METHODS OF PROCESSING: Mexico keeps no official records on the processing of fishery products.

Reliable estimates place total frozen shrimp production between 10 and 12 million pounds per annum. This pack is almost totally exported to the United States, usually in five-pound cartons.

There is very little production of frozen fillets in Mexico. Some species, such as Gulf pike and sea bass, are frozen in fillet form on a limited scale by several freezing plants located in Guaymas and Mazatlan. Some of this production is exported, but the greater part is sent to Mexico City and other centers of domestic consumption.

The products canned are, in the order of their importance: California sardine, Pacific mackerel, abalone, tuna, Spanish mackerel, shrimp, oysters, and mullet. A variety of other species are packed to a lesser degree, but their importance in the total pack is minor.

The California sardine is packed in No. 2 cans and in oval one-pound cans and is put up both in tomato sauce and brine. The Pacific mackerel and abalone are packed in brine. Canned tuna has a little oil added, while most other products are packed in their natural form with the addition of a little salt.

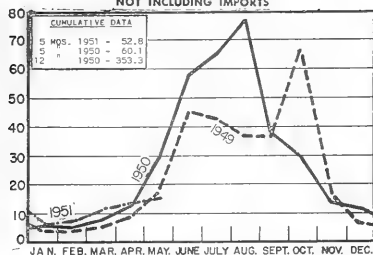
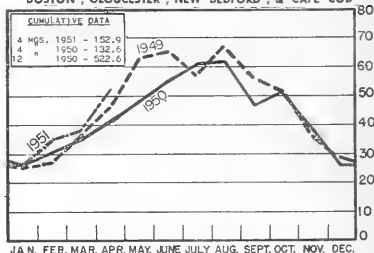
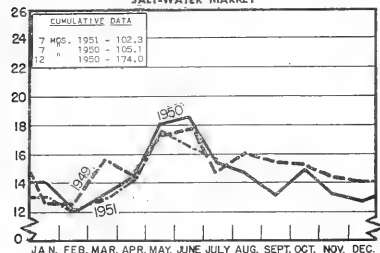
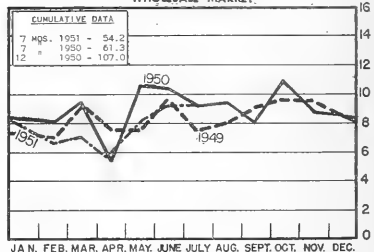
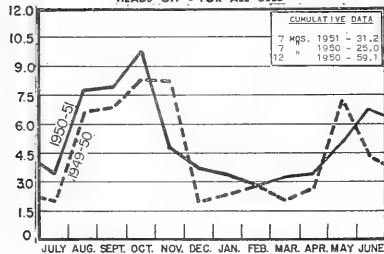
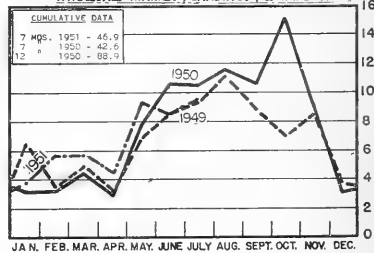
The canning and freezing plants, small and large, represent an estimated total investment of \$10 million.

Dry fish is a fairly important item in Mexico, but the amount of smoked and kippered fish produced in Mexico is insignificant.

--Fishery Leaflet 339

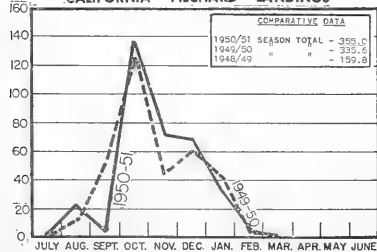
LANDINGS AND RECEIPTS

In Millions of Pounds

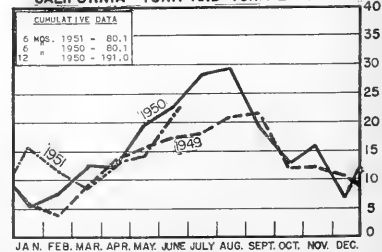
MAINE - LANDINGS
NOT INCLUDING RECEIPTSMASSACHUSETTS - LANDINGS
BOSTON, GLOUCESTER, NEW BEDFORD, & CAPE CODNEW YORK CITY - RECEIPTS OF FRESH & FROZEN FISH
SALT-WATER MARKETCHICAGO - RECEIPTS OF FRESH & FROZEN FISH
WHOLESALE MARKETGULF - SHRIMP LANDINGS
HEADS OFF - FOR ALL USESSEATTLE - RECEIPTS OF FRESH & FROZEN FISH
WHOLESALE MARKET, LANDINGS, & IMPORTS

In Thousands of Tons

CALIFORNIA - PILCHARD LANDINGS



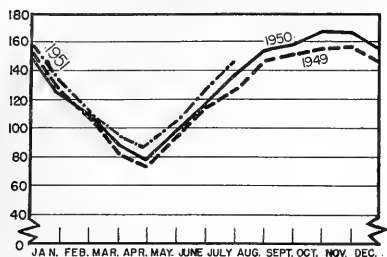
CALIFORNIA - TUNA AND TUNA-LIKE FISH



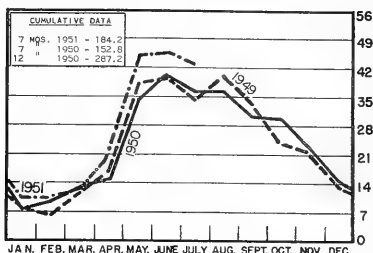
COLD STORAGE HOLDINGS and FREEZINGS of FISHERY PRODUCTS

In Millions of Pounds

U.S. & ALASKA - HOLDINGS OF FROZEN FISH

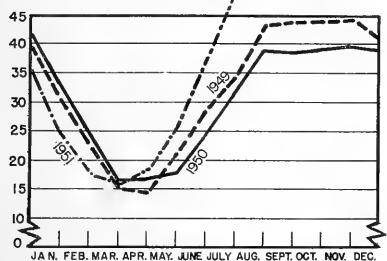


U.S. & ALASKA - FREEZINGS

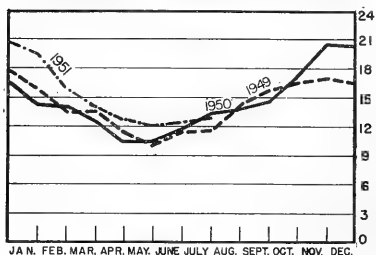


CUMULATIVE DATA	
7 mos. 1951 -	184.2
" " 1950 -	152.0
" " 1949 -	207.2

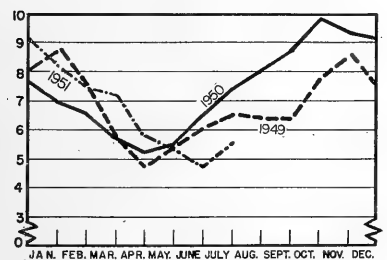
NEW ENGLAND - HOLDINGS OF FROZEN FISH



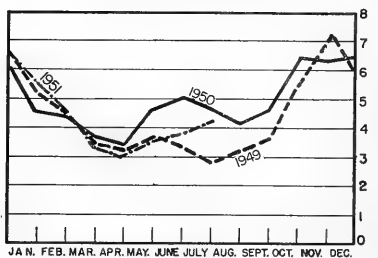
NEW YORK CITY - HOLDINGS OF FROZEN FISH



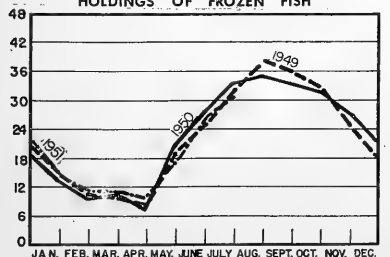
CHICAGO - HOLDINGS OF FROZEN FISH



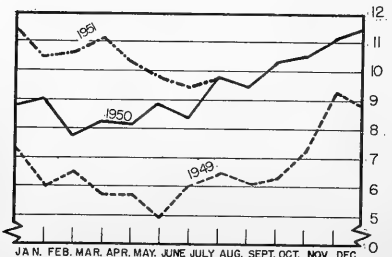
GULF - HOLDINGS OF FROZEN FISH



WASHINGTON, OREGON, AND ALASKA - HOLDINGS OF FROZEN FISH



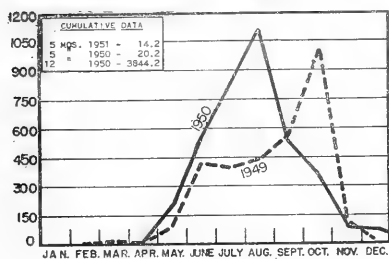
CALIFORNIA - HOLDINGS OF FROZEN FISH



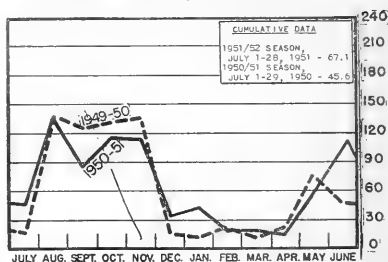
CANNED FISHERY PRODUCTS

In Thousands of Standard Cases

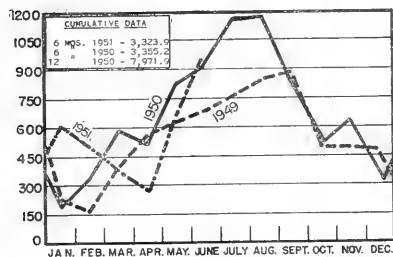
MAINE - SARDINES, ESTIMATED PACK



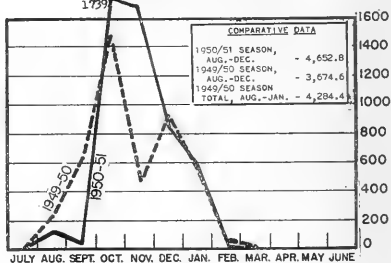
UNITED STATES - SHRIMP



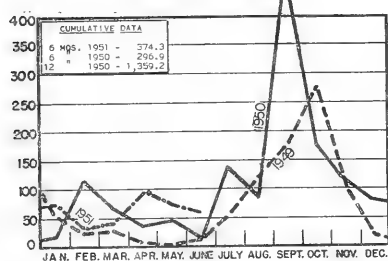
CALIFORNIA - TUNA AND TUNA-LIKE FISH



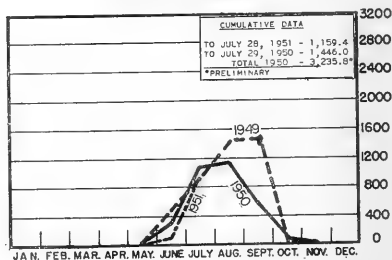
CALIFORNIA - PILCHARDS



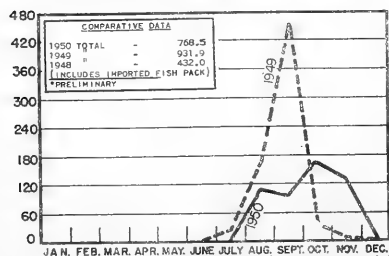
CALIFORNIA - MACKEREL



ALASKA - SALMON



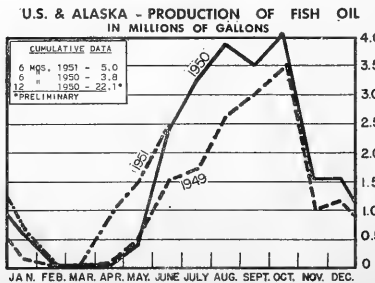
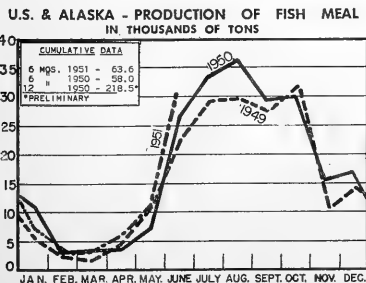
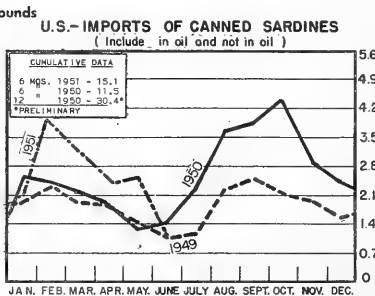
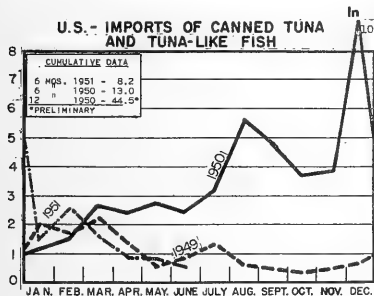
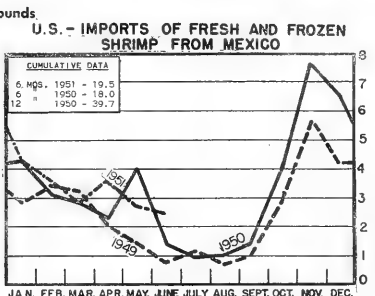
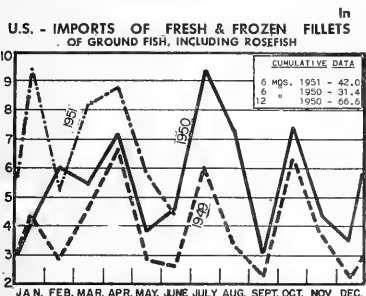
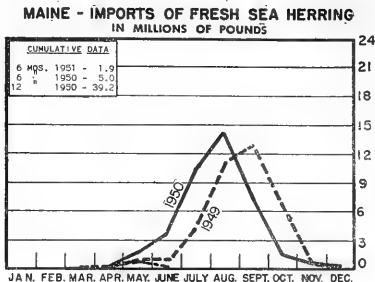
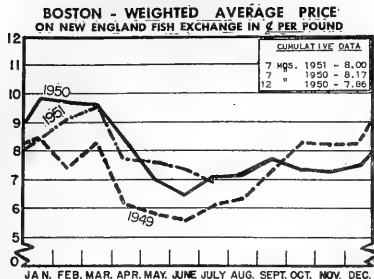
WASHINGTON - PUGET SOUND SALMON




STANDARD CASES

Variety	No. Cans	Can Designation	Net. Wgt.
SARDINES	100	1/4 drawn	3 1/4 oz.
SHRIMP	48	—	5 oz.
TUNA	48	No. 1/2 tuna	7 oz.
PILCHARDS	48	No. 1 oval	15 oz.
MACKEREL	48	No. 300	15 oz.
SALMON	48	1-pound tall	16 oz.

PRICES, IMPORTS and BY-PRODUCTS





Recent publications of interest to the commercial fishing industry are listed below.

FISH AND WILDLIFE SERVICE PUBLICATIONS

THESE PROCESSED PUBLICATIONS ARE AVAILABLE FREE FROM THE DIVISION OF INFORMATION, U. S. FISH AND WILDLIFE SERVICE, WASHINGTON 25, D. C. TYPES OF PUBLICATIONS ARE DESIGNATED AS FOLLOWS:

- CFS - CURRENT FISHERY STATISTICS OF THE UNITED STATES AND ALASKA.
 FL - FISHERY LEAFLETS
 SL - STATISTICAL SECTION LISTS OF DEALERS IN AND PRODUCERS OF FISHERY PRODUCTS AND BYPRODUCTS.
 SEP. - SEPARATES (REPRINTS) FROM COMMERCIAL FISHERIES REVIEW
 SSR.-FISH. - SPECIAL SCIENTIFIC REPORTS--FISHERIES (LIMITED DISTRIBUTION).

Number	Title
CFS-641	- Frozen Fish Report, May 1951, 10 p.
CFS-642	- Massachusetts Landings, March 1951, 14 p.
CFS-643	- Texas Landings, April 1951, 4 p.
CFS-644	- Maine Landings, March 1951, 4 p.
CFS-645	- Fish Meal and Oil, April 1951, 2 p.
CFS-646	- Alabama Landings, April 1951, 4 p.
CFS-647	- Florida Landings, April 1951, 4 p.
CFS-648	- Mississippi Landings, January 1951, 2 p.
CFS-649	- Mississippi Landings, February 1951, 2 p.
CFS-650	- Mississippi Landings, March 1951, 2 p.
CFS-652	- Mississippi Landings, April 1951, 2 p.
FL -293	- List of Fishermen's and Fish Shore Workers' Unions in the U.S., Alaska, and Hawaii (Revised), 8 p.
FL -390	- Fishery Resources of Turkey, 25 p.
SL -27	- Wholesale Dealers in Fishery Products, Indiana, 1951, 1 p.

Firms Canning (Revised):

SL -102	- Maine Sardines, 1 p.
SL -102A	- California Sardines, 1 p.
SL -103	- Tuna and Tunalike Fishes, 1950, 2 p.
SL -104	- Mackerel, 1950, 2 p.
SL -105	- Alewives and Alewife Roe, 1950, 1 p.
SL -106	- Shad or Shad Roe, 1950, 1 p.
SL -109	- Caviar and Fish Roe, 1950, 2 p.
SL -110	- Oysters, 1950, 2 p.
SL -112	- Shrimp, 1950, 2 p.
SL -116	- Food for Animals, from Fishery Products, 1950, 1 p.
SL -118	- Groundfish Flakes, 1 p.

Firms Manufacturing (Revised):

SL -152	- Oyster Shell Products, 1950, 1 p.
---------	-------------------------------------

Number	Title
<u>Firms Manufacturing (Revised) (Cont.):</u>	
SL -155	- Marine Pearl-Shell Buttons, 1950, 1 p.
SL -159	- Freshwater Mussel-Shell Products, 1950, 1 p.
SL -160	- Menhaden Oil and Meal, 1950, 2 p.
Sep. 284	- Japanese Tuna-Mothership Operations in the Western Equatorial Pacific Ocean.
Sep. 285	- 1950—An Unusual Haddock Year on Georges Bank.
SSR-Fish. No. 35	- English Translations of Fishery Literature, 65 p., March 1951.
SSR-Fish. No. 58	- A Fishery Survey of Southern Coastal Waters, by Raymond J. Buller, 23 p., illus., February 1951. (This is the first of a series of reports, based on the work of the <u>Albatross III</u> , concerning hydrographic conditions of, and fishing operations in, southern Atlantic coastal waters. The survey reported upon was conducted in May and June 1949, under a cooperative agreement between the Institute of Fisheries Research of the University of North Carolina and the U.S. Fish and Wildlife Service.)
SSR-Fish. No. 61	- Sea Lamprey Spawning Runs in the Great Lakes in 1950, by Vernon C. Applegate and Bernard R. Smith, 53 p., illus., April 1950.
SSR-Fish. No. 62	- A Study of the Causes of Death of Bait Fishes, by Yasuo Suehiro, 59 p., illus., March 1951.

THESE PROCESSED PUBLICATIONS ARE AVAILABLE FREE FROM THE DIVISION OF INFORMATION, U. S. FISH AND WILDLIFE SERVICE, WASHINGTON 25, D. C.

Number	Title
SSR-Fish. No. 63	Tests of Hatchery Foods for Blueback Salmon 1950, by Leslie A. Robinson, Merl H. Payne, David D. Palmer, and Roger E. Burrows, 24 p. May 1951.

Number	Title
SSR-Fish. No. 64	Effect of Tagging on the Subsequent Behavior and Condition of Red Salmon, by G. J. Eicher, Jr., 5 p., May 1951.

THE FOLLOWING SERVICE PUBLICATIONS ARE FOR SALE AND ARE AVAILABLE ONLY FROM THE SUPERINTENDENT OF DOCUMENTS, WASHINGTON 25, D. C.

Key to the Families of Common Commercial Fishes in the Philippines, by Augustin F. Umali, Research Report 21, 47 p., illus., printed, 20 cents, 1950. This report is an attempt to frame an artificial key to the families of the most common commercial fishes found in Philippine waters. Two sets of keys have been compiled: one for the cartilaginous fishes represented by the sharks, rays, and their allies; and another for the bony fishes, or true fishes, to which group the majority of the present-day forms belong. A list of the representative species and the localities where each is abundantly caught is likewise included.

Larvae of Tuna and Tuna-Like Fishes from Philippine Waters, by Charles B. Wade, Fishery Bulletin 57 (From Fishery Bulletin of the Fish and Wildlife Service, vol. 51), 41 p., illus., printed, 25 cents, 1951. The results of the study conducted by the Philippine Fishery Program of the U. S. Fish and Wildlife Service of larval forms of tuna-like fishes collected in Philippine and adjacent seas are recorded in this publication. Five genera, embracing four known species, of larvae previously unknown in the western Pacific are described and illustrated: Grammatorcynus bicarinatus, Neothunnus macropterus (yellowfin tuna), Katsuwonus pelamis (skipjack tuna) Euthynnus vaito, and Auxis sp. (?). Distribution and abundance of larvae throughout the year are discussed, and tentative spawning areas are defined. Some evidence of diurnal vertical migration was discovered for all the species except Grammatorcynus bicarinatus.

letin 57 (From Fishery Bulletin of the Fish and Wildlife Service, vol. 51), 41 p., illus., printed, 25 cents, 1951. The results of the study conducted by the Philippine Fishery Program of the U. S. Fish and Wildlife Service of larval forms of tuna-like fishes collected in Philippine and adjacent seas are recorded in this publication. Five genera, embracing four known species, of larvae previously unknown in the western Pacific are described and illustrated: Grammatorcynus bicarinatus, Neothunnus macropterus (yellowfin tuna), Katsuwonus pelamis (skipjack tuna) Euthynnus vaito, and Auxis sp. (?). Distribution and abundance of larvae throughout the year are discussed, and tentative spawning areas are defined. Some evidence of diurnal vertical migration was discovered for all the species except Grammatorcynus bicarinatus.

THE FOLLOWING SERVICE PUBLICATION IS AVAILABLE ONLY FROM THE SPECIFIC OFFICE MENTIONED IN THE REVIEW.

Observations on Gonad Development, Spawning and Setting of Oysters and Starfish in Long Island Sound, Bulletin No. 2, vol. 15, June 15, 1951, 2 p., free. (Available upon request from the Fishery Biological Laboratory, U. S. Fish and Wildlife Service, Milford, Conn.) First of this year's series of special bulletins issued periodically each oyster season for information of oyster growers. The bulletins will describe the progress of accumulation of spawn in oysters during the pre-

spawning and spawning periods, report on the intensity of spawning of the oyster population at different depths of Long Island Sound, give the number of oyster larvae found in the water, and report on the beginning and intensity of oyster set at different sections of Long Island Sound throughout the setting season. Observations of a similar nature will also be made on the common starfish of Long Island Sound, which is the chief enemy of oysters in our waters.

ARTICLE BY FISH AND WILDLIFE SERVICE AUTHORS IN OTHER PUBLICATIONS

"Spawning and Setting of the American Oyster, O. virginica, in Relation to Lunar Phases," by V. L. Loosanoff and C. A. Nomejko, article, Ecology, January 1951, vol. 32, no. 1, pp. 113-34, printed, single copy of periodical \$2.00. Duke University Press, Box 6697, College Station, Durham, N. C. In this article the authors discuss the relation between the lunar phases and the spawning and setting of the

American oyster. According to the authors, in general, "it was found that in Long Island Sound no definite relationship exists between the important events in the propagation of oysters and the lunar phases. All of the events, such as beginning of spawning, beginning of setting, and dates of maximum sets, may happen at any of the four lunar phases and, therefore, under widely different hydrostatic conditions.

MISCELLANEOUS PUBLICATIONS

THESE PUBLICATIONS ARE NOT AVAILABLE FROM THE FISH AND WILDLIFE SERVICE, BUT USUALLY MAY BE OBTAINED FROM THE AGENCIES ISSUING THEM. CORRESPONDENCE REGARDING PUBLICATIONS THAT FOLLOW SHOULD BE ADDRESSED TO THE RESPECTIVE AGENCIES OR PUBLISHERS MENTIONED. DATA ON PRICES, IF READILY AVAILABLE, ARE SHOWN.

"Age and Length Composition of the Sardine Catch off the Pacific Coast of the United States and Canada in 1950-51," by Frances E. Felin, Anita E. Daugherty, and Leo Pinkas, article, California Fish and Game, July 1951, vol. 37, no. 3, pp. 339-49, illus., printed. Division of Fish and Game, Department of Natural Resources, San Francisco, Calif. This is the fifth report on the age and length composition of the sardine catch off the Pacific Coast of the United States and Canada and covers the 1950-51 season. There was no fishery off the British Columbia, Washington, and Oregon coasts in this season; and the interseason (summer) fishery in California was prohibited by law. Included are tables showing the length frequency distributions of fish of each year class sampled in the 1950-51 season by sex and region of catch; calendar dates for the lunar months in the season; and the number of fish, by region of catch, in each year class caught during the season.

(Alaska) Annual Report No. 1 for the Year 1949, 40 p., illus., printed, Alaska Department of Fisheries, Juneau, Alaska. This is the first annual report of the Alaska Fisheries Board, created by the 19th Territorial Legislature and approved March 21, 1949. This report is a resume of the activities of the Alaska Department of Fisheries for the year 1949. Included in this booklet are statistics giving the number of salmon canneries and the pack by districts for 1878-1949; comparative values of canned salmon, giving initial price per case and total value by species for 1905-1949; production and values of 25 fishery products taken in Alaskan waters for 1936-1947; a chronological history of salmon canneries in southeastern Alaska; and the Act that established the Alaska Department of Fisheries.

Annual Report of the Government of the United States to the Food and Agriculture Organization of the United Nations, prepared under the direction of the U.S.-FAO Inter-Agency Committee, 172 p., processed, free (supply is limited). Office of Foreign Agricultural Relations, U.S. Dept. of Agriculture, Washington, D. C., 1951. A section (5 p.) of this report, which deals with the food and agriculture developments in the U.S., gives a resume of the fisheries activities in the U.S. for 1950 and early 1951. Figures given cover total production, number of fishermen, vessels, shore workers and plants, and the production of leading species (menhaden, pilchards, salmon, tuna, mackerel, and shrimp). Per capita consumption and prices for leading species of fish and byproducts are also presented. Mention is made of new production methods, marketing trends, fishery education and research, and 1950 legislation affecting the fisheries.

Also included are discussions of the international conservation agreements entered into by the United States, ECA's technical assistance projects, the Fish and Wildlife's training of foreign fishery experts and fishery projects under the Point Four Program.

VIII. The Biology of the Longhorn Sculpin, MYOXOCEPHALUS OCTODECIMPINOSUS Mitchell, with a Discussion of the Southern New England "Trash" Fishery, by James E. Morrow, Jr., (Studies of the Marine Resources of Southern New England, vol. XIII, article 2), 89 p., illus., printed, \$1.35. Bulletin of The Bingham Oceanographic Collection, Yale University; published by the Bingham Oceanographic Laboratory, New Haven, Conn., February 1951. The second part of this publication discusses the recent trash fishery in southern New England. The great volume of trash landings in 1949 and 1950 is pointed out, and the reasons for the meteoric rise and fall of this fishery are described. "In a theoretical discussion based on some rather rough estimates," according to the author, "it is pointed out that stocks of trash fish in general may be expected to decline, and that the sculpin" (one of the many fish harvested by the trash fishery) may suffer serious depletion within ten years. However, the author adds, "continuation of the trash fishery would be expected to have a beneficial effect on the fishing industry as a whole in this region." The author suggests that studies of the biology and ecological relationships of the major species, as well as the collection of catch statistics, should be actively pursued in order to provide data on which to base regulatory measures for this fishery. The first part of this publication reviews the history of the longhorn sculpin (an abundant resident species in the North Atlantic coastal waters of North America, ranging from New Jersey to Nova Scotia), including names and description. In addition, length-weight relationship is treated in some detail; breeding habits of species and the sexual cycles of males and females are described; age determination is discussed; data on seasonal movements and migrations, and food habits are presented.

A Businessman's Guide to Trade with the United Kingdom, 151 p., printed. Special ECA Mission to the United Kingdom (Available from the Economic Cooperation Administration, Washington 25, D. C.), 1951. This publication is designed by ECA to facilitate the further development of trade relationships between the businessmen of Great Britain and Northern Ireland, and the United States, with particular reference to those smaller manufacturers and exporting firms whose foreign trade opportunities may be aided. A summary of economic information regarding the United Kingdom, together with a resume of import

THESE PUBLICATIONS ARE NOT AVAILABLE FROM THE FISH AND WILDLIFE SERVICE, BUT USUALLY MAY BE OBTAINED FROM THE AGENCIES ISSUING THEM.

and export procedures which may be useful to American businessmen are contained in this manual. The book contains five sections: General Information; Import Regulations and Purchasing Methods; Making Contact with the United Kingdom Businessman; Preparing Shipments for the United Kingdom; and Licensing Firms in the United Kingdom. There is also a directory of actual or potential United Kingdom importers listed by commodities and alphabetically. Canned fish is included under the commodity listing, but the only name included is the Canned Fish Division of the U. K. Ministry of Food.

Canadian Fishery Markets (Outlook for 1951: Review for 1950), Market Bulletin No. 5, 50 p., processed, illus. Department of Fisheries, Ottawa, Canada, May 1951. Contains sections on the Canadian fisheries outlook for 1951, markets for Canadian fish in 1950, general factors affecting fish marketing, and a statistical appendix. Included is a review of production and marketing in 1950.

"Cause and Prevention of Black Spot on Shrimp," by E. A. Fieger, article, Ice and Refrigeration, April 1951, vol. 120, no. 4, pp. 49-50, 64, illus., printed, 35 cents per copy. Ice and Refrigeration, 433 N. Waller Ave., Chicago 44, Ill. This article contains the findings on the causes and prevention of "black spotted" or "black" shrimp, a condition which at times develops during refrigerated storage. In general, black discoloration begins to appear in the membrane which connects two overlapping segments. Pronounced black bands appear usually where shell segments overlap; head and tail fins are black; and the crawling legs change color. The results of this scientific investigation indicate that black spots are not caused by microorganisms, nor are they a result from some chemical change in the shrimp brought about by microbial activity, but probably are a result of enzyme action. Laboratory experiments indicate that an enzyme system is involved in black-spot formation and that air (specifically oxygen) is required. The article goes on to indicate further experiments which seem to bear out this conclusion. The author suggests that by limiting the amount of air in contact with the shrimp, black-spot development can be prevented. This can be done either by packing the shrimp in water and ice in sealed containers, or by treating the shrimp with a one-percent solution of sodium bisulfite or sodium sulfite.

"Clam Shells and Button," by R. Rhodes, article, The Ohio Conservation Bulletin, June 1951, vol. 15, no. 6, pp. 14-15, illus., printed, 10 cents per copy. The Division of Wildlife, Ohio Department of Natural Resources, Columbus, Ohio. This is an article on the behind-scenes story of pearl buttons. Today there are less

than a half-dozen factories making buttons from clam shells. In years gone by, clambers worked Ohio's river beds and collected tons of shells. The clambers had to recognize some 25-30 different shells and their merits as button material. Clams were harvested by using a rake with suspended wires. Operated from a floating barge, this rake was dragged across the beds. As the tip of the wire touched the siphon, the shells closed on the wire and clams were hauled aboard by the dozens each time the rake was raised. The shells were then soaked and the animal parts removed. Buttons were cut from the clean, wet shells. After being cut, the buttons are perforated and polished. Waste clam-shell material was utilized in road surfacing, house trim, chicken grit, and agricultural lime. In recent years, restrictive State legislature has limited production of local clam shells. Cutters in Manchester, Ohio, are now using mainly shells imported from India and the Persian Gulf.

(Connecticut) Report of the Shell-Fish Commission (July 1, 1948-June 30, 1950), 20 p., printed. Office of the Shell-Fish Commission, 185 Church St., New Haven, Conn., 1950. In addition to a financial statement, this report gives an alphabetical list of individuals and vessels licensed to work on the natural oyster beds of Connecticut; a list of owners and acreages of grounds under perpetual franchise; State grounds; and town grounds. Included is a statement of how to lease grounds and excerpts from the State's shellfish laws. No data on production are given.

The Effect of Different Methods of Preservation on the Nutritive Factors in Fish, by B. E. Bailey, Industrial Memorandum No. 15, 4 p., processed. Pacific Fisheries Experimental Station, Fisheries Research Board of Canada, Vancouver, B. C., Canada, April 2, 1951. This report considers the nutritive changes that take place when fish are preserved and subsequently stored. The nutritive factors that are subject to changes in the preservation of fishery products are proteins, fats (oils), vitamins, and minerals but mainly the first three. Fish preservation is considered under six categories: freezing and cold storage, canning, smoking, salting, dehydration (drying), and cooking. The characteristics of fishery products are examined in each category with respect to protein change, loss of proteins and vitamins through processing, decomposition, and fatty oil and vitamin changes.

Evolution et Progrès Récents des Procédés de Fabrication des Conserves de Poisson en France (Evolution and Recent Progress in the Manufacture of Canned Fish in France), by Maurice Boury, Notes et Rapports, (Nouvelle Série), no. 10, 19 p., printed, in French, 50 francs (about 15 U.S. cents). Office Scientifique et Technique des Pêches Maritimes, Paris,

THESE PUBLICATIONS ARE NOT AVAILABLE FROM THE FISH AND WILDLIFE SERVICE, BUT USUALLY MAY BE OBTAINED FROM THE AGENCIES ISSUING THEM.

France, October 1950. This study briefly traces the growth of the French canned fish industry and considers, in some detail, methods for the preparation and canning of fish. The study is in two sections: fish of small or average-body length (sardines, herring, and mackerel), and those species of larger proportions (tuna). Methods now in practice are explained for preparing the small fish, including trimming, cleaning, and curing; drying and cooking; and various apparatus used in cooking and/or drying the fish. Various methods for cooking or drying the fish are considered in some detail—deep-fat fryers, cooking in brine, steam cooking, hot-air ovens, and the recently-developed ovens for cooking with infrared rays. As to the nature of the infrared-ray ovens, two types are now in use; one functioning on gas and the other on electricity. A detailed description of the ovens and their results are given in this booklet. The processing of fish after they have been placed in cans is largely accomplished by two systems, that of the Nather and Platt system and the International Machinery Corporation system, and a detailed description is given for operations of these conveyor-type cookers. Tuna are canned by these two methods: packing tuna in the cans after cooking or packing tuna into cans prior to cooking. The latter method is used principally for the canning of natural tuna "thon au naturel." Under a consideration of general techniques, the publication considers the use of infrared rays during the precooking process, the employment of electrostatic heating, and the use of antibiotics in the sterilization process.

Fisheries Investigations of the St. Johns River and Lake Okeechobee, 1948-50, with Recommendations for Management (A Report to the Director and Members of the Florida Game and Fresh Water Fish Commission, Revised), 48 p., tables, processed. Fish Management Division, Florida Game and Fresh Water Commission, Tallahassee, Florida, April 3, 1951. In this publication, factual information is presented on the life history, abundance, and growth of the important species of fresh-water fish in the St. Johns River and Lake Okeechobee area. The results of a survey show that bream, crappie, and catfish can be marketed commercially with an annual combined value of \$1.2 million. The findings of the two-year survey include information on the physiography of the fresh-water areas, the effect of various commercial fishing operations upon the game fish populations, potential annual production and economic potential of fishery resources, aid to the economic status of the communities involved during the course of the survey, and the methods of improving sport fishing. This publication makes extensive use of graphs and charts to illustrate the findings of the survey, and recommendations are made in the conclusion for these Florida fresh-water areas.

Handbook of Emergency Defense Activities, 119 p., printed, 25 cents. General Services Administration, Washington, D.C. (For sale by Superintendent of Documents, Washington 25, D.C.), June 1951. This is a guide to Federal agencies all or part of whose functions are devoted to mobilization or to other related phases of the defense program. No attempt has been made to include activities of agencies originally created for nondefense purposes, unless separate organization entities have been established to handle emergency functions. Included are brief organizational outlines and the names and addresses of officials of emergency defense agencies, the Department of Defense, and the United States Coast Guard. Included is the Defense Fisheries Administration. This booklet is designed to assist the public in reaching the services it needs in connection with the defense program.

"Improving the Design of Fishing Boats," by Jan-Olof Traung, article, FAO Fisheries Bulletin, Jan./Feb.-Mar./Apr. 1951, vol. 4, no. 1-2, pp. 3-27, illus., printed. Food and Agriculture Organization, Rome, Italy. (Bulletin available from International Documents Service, Columbia University Press, 2960 Broadway, New York 27, N. Y., annual subscription US\$1.50, single copy 30 cents.) This article attempts to show that it is of the utmost importance to the fishery industries that fishing boats be designed so that they will perform as economically and efficiently as possible. Compared with other sections of the industry, however, little research, study, and governmental support have been given to the design of fishing boats. This article gives some examples as to how designs can be improved with great savings in operation and better performance of the boats. The author points out that FAO is keeping abreast of the developments in fishing boat design and building and is willing to discuss and exchange information with individual fishing boat designers. In addition, FAO is willing to study designs submitted by member governments to suggest improvements, and to advise on further research, tank testing, etc., in order to avoid duplication of work. On account of the large expenses of making tests and research by any one owner or builder, the author suggests that regional fisheries associations, etc., cooperate in conducting test programs where boat shapes and requirements are similar, spreading the cost so as not to place too large a burden on any one operator. This article includes general remarks on fishing boat design; speed; a summary of fishing boat model tests; and a discussion of tank-testing experiments and their results.

(Maine) 16th Biennial Report, Department of Sea and Shore Fisheries (For Period July 1, 1948

THESE PUBLICATIONS ARE NOT AVAILABLE FROM THE FISH AND WILDLIFE SERVICE, BUT USUALLY MAY BE OBTAINED FROM THE AGENCIES ISSUING THEM.

to June 30, 1950): 78 p., printed, illus. Department, of Sea and Shore Fisheries, Augusta, Maine, 1951. This report covers the activities of the Department for the biennium commencing July 1, 1948, and ending June 30, 1950. Pertinent information on expenditures, income, licenses, violations, statistics, and reports from the several departmental divisions are presented. The statistics consist of landings at Maine ports in 1948 by counties and species. Presented in this report are progress reports on investigations, including the work done on lobsters, smelt, shrimp, scallops, Atlantic salmon, tuna, and clam flat pollution; as well as discussions of the shellfish program, Brunswick quahog seeding project, clam meat assays, experiments in mussel control on clam-producing areas, marine worms, and lobster plugs and the their effect on the meat of the lobster's claw. The Commissioner presents a list of recommendations which include the following: (1) Continuation of periodic surveys of closed clam areas for the purpose of opening additional flats to commercial digging; (2) a full review of the present system of town control of clam flats; (3) that the Legislature open for discussion the feasibility of changing the short end lobster measure to coincide with changes recently made by the Massachusetts lawmakers; (4) further consideration of legislation to prohibit the shipping of clams in the shell out of the State; (5) further protection of the lobster industry against increasing shipments of low-priced lobster meat in this State from Canada; (6) investigation of the feasibility of setting up a state-level inspection system for fresh and processed fish and shellfish; (7) firm demands that the Federal Government take adequate steps to protect the industry against growing and ruinous foreign competition; (8) greater representation and consideration for the fisheries in Federal Government; (9) Federal legislation to outlaw the advertising and selling of African and southern crawfish meat as lobster meat; (10) urge the U.S. Public Health Service to review and reamp its present standards for determining the sanitary aspects of shellfish that may be accepted in interstate commerce; (11) seek closer cooperation between the Department of Sea and Shore Fisheries and the U.S. Fish and Wildlife Service on research and technological projects to assist the fisheries.

Meeting Defense Goals a Must for Everyone (Second Quarterly Report to the President by the Director of Defense Mobilization), 52 p., printed, 30 cents, Office of Defense Mobilization, Washington, D.C. (For sale by Superintendent of Documents, Washington 25, D.C.), July 1951. This is the second quarterly report on the defense mobilization program of the United States. It covers the work of all of the participating

defense agencies and reports not only on the defense mobilization of the United States but on the progress of building defensive strength throughout the free world. Included are discussions on the mobilization pattern, military production, expansion of our basic economy for defense, manpower shortages, and inflation. In reporting on the potential farm output, the report points out that "Production of fish products in the fisheries industry will also be maintained at a high level."

(Michigan) Fifteenth Biennial Report 1949-50, The Department of Conservation, Fish Division, State of Michigan, 67 p., printed. Conservation Commission, Lansing, Michigan, 1951. This report includes the activities and statistics for 1949 of the Michigan State fisheries. Comparative data are also included to aid in the interpretation of these statistics. Functions of the Fish Division are described: fishery management, hatcheries, and conservation measures. Fishery research reports published by the Institute of Fisheries Research include lake mapping and surveys, fish mortality and disease, age and growth of fishes, and other investigations. In the section on commercial fisheries, data are presented for the catch and the availability of whitefish, lake trout, chubs, lake herring, smelt, yellow pike, and suckers. Tabular statistics for Michigan's five fishing areas: Lakes Michigan, Superior, Erie, and Huron, and Saginaw Bay, give details on gear, boats, buildings, and production by species, by months, by gear, and by sport trolling. Figures are also included for the mussel production in Michigan waters, and the results of noxious fish control.

The Netherlands (Including Overseas Relations and Territories)—A Businessman's Manual with Directories, 225 p., printed. Special ECA Mission to the Netherlands (Available from the Economic Cooperation Administration, Washington 25, D.C.), 1951. This publication is divided into four major sections: Part I—Manual; Part II—Netherlands Importers; Part III—Netherlands Exporters; Part IV—Netherlands Trading Firms Operating in Indonesia, Surinam, and Netherlands Antilles. The Manual Section contains general information on the Netherlands, import trade, business contacts, import authorizations and financing, exports, warehouse and related facilities, and industrialization. The listing of importers and exporters is by commodity groups, and a separate listing of firms exporting fishery products is included.

(New Zealand) Report on Fisheries For the Year Ended 31st March, 1950 (Extract from Annual Report of Marine Department), 38 p., printed. Marine Department, Government Printer, Wel-

THESE PUBLICATIONS ARE NOT AVAILABLE FROM THE FISH AND WILDLIFE SERVICE, BUT USUALLY MAY BE OBTAINED FROM THE AGENCIES ISSUING THEM.

lington, New Zealand. This is a report of New Zealand's fisheries with statistical data for the various phases of this industry for the year ending December 31, 1949. Total production figures, both comparative and historical, are given by species and by port, including information on number of vessels and personnel, and methods of capture. Statistics for 1949 are also available for fish-liver oil, whaling, oysters, toheroa, mussels, whitebait, quinnat salmon, and canned fishery products. Information is also supplied on fresh-water fisheries and fresh-water fishery research.

Observations on Polydora (Mudworm) in South Carolina Oysters, by George D. Grice, Jr., Contributions from Bears Bluff Laboratories No. 11, 11 p., printed. Bears Bluff Laboratories, Wadmalaw Island, S. C., May 1951, free. This is a brief study of the oyster pest, Polydora, along the South Carolina coastal region to determine whether there is any correlation between the size of oysters, temperature and salinity of the water, seasons of the year, and Polydora infestations. The degree of damage or other lethal effects of the Polydora is not reported in this publication.

"Plastic Deterioration and Metal Corrosion in Petersen Disk Fish Tags," by A. J. Calhoun, D. H. Fry, Jr., and E. P. Hughes, article, California Fish and Game, July 1951, vol. 37, no. 3, pp. 301-14, illus., printed. Division of Fish and Game, Department of Natural Resources, San Francisco, Calif. Petersen-type tags are currently being used extensively along the Pacific Coast from California to Alaska in connection with fish tagging programs on more than 30 species of fish in California alone. These tags consist of two plastic disks held against the fish by a pin through both disks and some part of the fish's body—usually the base of the dorsal fin or the caudal peduncle. The disks ride on the pins like wheels on an axle. Concerned about the loss of tags due to corrosion of the pins in salt water and to breakage of the disks, the authors tested various metals commonly used with Petersen disks and examined critically disks and pins returned from fish tagged at sea. This article presents what the authors have discovered to date. They state that they do not believe that the Petersen disk is an ideal fish tag, even when it stays free of metal corrosion and plastic breakage, since the design has many disadvantages (it is slow to apply, does not allow for much growth of the fish, and is overly apt to catch on nets). On the other hand, the tag is less apt to be overlooked and can be attached to a wide variety of fish. In their summary, the authors point out that the failure of the plastic materials used for Petersen-type disk tags by

the California Division of Fish and Game has presented serious problems. Cellulose nitrate has been the most satisfactory, although it has tended to become brittle after prolonged storage. Thin cellulose acetate disks (0.030 inch) seemed satisfactory on flatfish, but have failed badly on salmon; thicker ones (0.045 inch) have stood up fairly well. Vinylite disks have been unduly brittle and subject to cracking. Corrosion of metal wires used with these disks has been an even more serious problem. Nickel and Monel metal have proved entirely unsatisfactory because of their rapid corrosion on salt-water fish. Silver has been unsatisfactory because the wires broke. Stainless steel and tantalum are both highly promising on the basis of preliminary observations, and they are currently being tested further.

Proceedings of the Gulf and Caribbean Fisheries Institute, Third Annual Session, Miami Beach, November 1950, 152 p., printed. The Gulf and Caribbean Fisheries Institute, The Marine Laboratory, University of Miami, Coral Gables, Florida, June 1951. Presents all of the papers presented at the third annual session of the Institute. At the Commercial Fisheries Session, the papers presented dealt with the future of the red snapper fishery; problems of administration and transportation in the wholesale fisheries industry; the outlook for breaded shrimp and similar products; the outlook for shrimp production; and what does the future hold for the independent boat owner. Papers for the Inshore and Shell Fisheries Session included several on oysters in the Gulf area; measurement of the natural growth-rates of decapod crustaceans; and results of shrimp research in North Carolina. Subjects of the papers presented at the Economic Session included: the natural sponge fishery vs. synthetic sponges; the shrimp fisheries in the Gulf of Mexico; utilization of scrap fish and fish waste in the Gulf and Caribbean area; the fisheries of Surinam; and charter boat fishing in the Miami area. At the Fishery Administrator's Session, discussions and papers were concerned with problems of fishery administrators. Papers for the fishery Exploration and Technology Session discussed operation of the exploratory fishing vessel Oregon; effect of menhaden operations on other fisheries; control of fish spoilage by icing and freezing; the use of echo sounders in fisheries; the role of exploratory fishing in the development of commercial fisheries; and Florida's seafood sanitation program. The Caribbean and General Session was concerned with progress reports on the Gulf States Marine Fisheries Commission, the Atlantic States Marine Fisheries Commission, and a survey of the present knowledge of the Gulf of Mexico; the organization of the

THESE PUBLICATIONS ARE NOT AVAILABLE FROM THE FISH AND WILDLIFE SERVICE, BUT USUALLY MAY BE OBTAINED FROM THE AGENCIES ISSUING THEM.

Florida and Alabama marine fisheries statistical systems; and results of Caribbean crawfish research. An appendix includes a bibliography on the fishes and fisheries of Puerto Rico, and a list of publications in fisheries on the Gulf and Caribbean area issued during 1950.

Report on the Fisheries Department of Madras for the Year Ending 31st March 1952, 50 p., printed. Development Department, Government of Madras, Madras, India, 1951. This report briefly reviews the activities of the Fisheries Department of Madras during 1949-50, as well as experiments conducted on a number of species of fish. For the first time studies on the productivity of chank beds and hydrobiology of pearl banks were started at the Tuticorin Biological Station. Results of deep-sea fishing conducted at 21 centers are reported to have been unsatisfactory due to frequent repairs required by the motor fishing vessels and general failure of the fishing season, which impaired fishing operations. Preservation and transportation of fish has shown some development. The Development Department is urging the canning of fish on an experimental basis since consumption of canned fish has increased and there is very little imported.

"Results of the Pismo Clam Censuses, 1948, 1949, and 1950," by Robert D. Collyer, article, California Fish and Game, July 1951, vol. 37, no. 3, pp. 331-4, printed. Division of Fish and Game, Department of Natural Resources, San Francisco, Calif. Since 1925, the Bureau of Marine Fisheries has made a census of the Pismo clam (Tivela stultorum) population in the Pismo Beach area during the period of lowest tides each November. This report covers the censuses conducted in 1948, 1949, and 1950. According to the author, the results of the clam censuses are perturbing. First, there has been an almost complete lack of young clams for the past three years. Second, there has been a reduction each year in the total number of clams found. The 1950 clam census showed the smallest clam population since 1941. Although the present status of the Pismo clams is bad, the author points out that there is also reason to expect good sets of young clams in the next few years and that the clam population will be re-established, at least temporarily.

(Rhode Island) Fifteenth Annual Report of the Department of Agriculture and Conservation, 1949, 99 p. and insert, printed. Department of Agriculture and Conservation, Providence, R. I., 1950. This publication includes a report of the Office of Fish and Game, which

presents the number of commercial fisheries licenses issued (personal, dredging, and scallop) for each fiscal year 1945-46 through 1948-49; the lobster catch for 1949, number of lobster licenses issued, and revenue received; and the lobster catch by months.

A Salt Water Fish Pond, by G. Robert Lunz, Contributions from Bears Bluff Laboratories No. 12, 12 p., illus., printed. Bears Bluff Laboratories, Wadmaw Island, S. Carolina, June 1951, free. This publication considers the cultivation of oysters and fish in impounded tidal ponds. Details of fish-pond construction and methods of operation are given. Fish cultivated in the experimental pond at the Laboratories are natural products entering only when the gates are open after draining, or entering as larval forms or small young when the pond receives new water from the spring tides. Species of fish found in the pond included mullet, bass, drum, trout, croakers, etc., and such shellfish species as shrimp and crabs. Tables present the temperature and salinity of the pond, and weight, length, and type of fish in the pond.

Supplement II to United States Import Duties (1950), 39 p., processed. U. S. Tariff Commission, Washington, D. C., June 1951. This is the second supplement to United States Import Duties (1950), bringing that publication up to date. This supplement indicates the changes to be made in the 1950 edition of Import Duties as previously supplemented in order to reflect the changes in duties as a result of the trade agreement negotiations conducted at Torquay, England. On June 2, 1951, the President issued a proclamation relating to the results of these recently concluded negotiations and as a result of this proclamation numerous changes in rates of duty became effective on June 6, 1951, and certain changes will become effective on July 6, 1951. (This supplement is free to persons who have already purchased or to new purchasers of the original document.)

NOTE: ALSO SEE COMMERCIAL FISHERIES REVIEW, JANUARY 1951, P. 109.

Torquay Schedule XX (United States of America)—General Agreement on Tariffs and Trade (United States Rates of Duty Negotiated at Torquay, England, September 1950-April 1951), Publication 4228, Commercial Policy Series 136, 91 p., processed. Department of State, Washington 25, D. C., April 1951. This publication lists the commodities by tariff paragraph with the United States rates of duty negotiated at Torquay, England, from September 1950 to April 1951. Certain Fishery products and byproducts are included in the list.

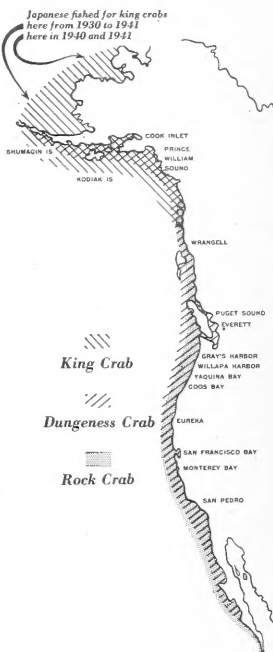


DUNGENESS CRAB

Of the several kinds of crabs which inhabit the Pacific Ocean, there is perhaps none more commercially important than the Dungeness crab. The origins of the crab fishery were in the San Francisco Bay area, and as early as 1890, one to two million crabs were taken annually. The Dungeness crab was at first taken from sheltered bays and inlets, but as the fishery expanded, fishermen set their crab pots in the more exposed coastal waters. The Oregon and Washington crab production has in recent years surpassed the annual California production, and appreciable catches of Dungeness crabs are now taken in southeastern and central Alaska. In 1949, the U. S. and Alaska production of Dungeness crabs totaled 35,033,701 pounds with a value of \$3,543,139 to the fishermen. From this total, there were 114,854 standard cases (48 cans per case, each can containing 6½ oz. of meat) of crab meat packed, valued at \$2,547,765 to the canners. West Coast plants canning crab meat in 1949 numbered 18 in Washington, 10 each in Oregon and Alaska, and 1 in California.

A large part of the Dungeness crab meat is marketed fresh or frozen on the Pacific Coast, but in Alaska almost the entire catch is canned. It is believed that the production of canned Dungeness crab meat can be increased in the future as the market is developed and methods of catching and processing are improved.

Female Dungeness crabs mature in about 4 years and measure about 4 inches across the shell. Males may require an additional moult, or about 5 years to reach maturity. In the vicinity of Puget Sound the average life span is approximately 8 years.



The greater portion of Dungeness crabs are taken in pots set 150 to 300 feet apart in 6 to 15 fathoms of water. Most traps are set and hauled by small powerboats equipped with a boom and power gurdy. When fishing the traps, the boat picks up the trap by means of a buoy line, hauls it on board, and sets a new baited trap. While the boat moves on to another trap, the first is unloaded and rebaited so that it can replace the next one pulled.

CONTENTS, CONTINUED

	PAGE		PAGE
FOREIGN (CONTD.):		FEDERAL ACTIONS (CONTD.):	
MEXICO:		ECONOMIC STABILIZATION AGENCY: (CONTD.)	
LEGISLATION PERMITTING AMERICAN VESSELS TO LAND SHRIMP		OFFICE OF PRICE STABILIZATION:	
PENDING	44	FATS AND OILS CEILING PRICE REGULATION 6 REISSUED TO	
NORWAY:		INCLUDE ALL AMENDMENTS	71
EXPERIMENTS ON USE OF DRY- AND BRINE-FROZEN HERRING		CEILING PRICE REGULATION FOR TERRITORIES AND POSSES-	
AS BAIT	45	SIONS	71
FACTORY SHIP TO FISH OFF MOROCCO	45	PUERTO RICO GETS CEILING PRICES FOR SALTED COD	71
SEALING SEASON, 1951	45	SALARY STABILIZATION BOARD:	
ITALIAN-NORWEGIAN COMMODITY EXCHANGE AGREEMENT CON-		GENERAL SALARY STABILIZATION REGULATION 1	73
CLUDED	45	WAGE STABILIZATION BOARD:	
PRODUCTION OF ACTH FROM WHALE HYPOPHYSINS STEPPED UP ..	46	LABOR'S WAGE AND HOUR DIVISION AUTHORIZED TO EXAMINE	
RECORD LARGE AND SPRING HERRING PRODUCTION REPORTED ..	46	PETITIONS AND INVESTIGATE VIOLATIONS OF WAGE STABILI-	
REPUBLIC OF THE PHILIPPINES:		ZATION REGULATIONS	73
UNLIMITED IMPORTS OF CANNED FISH AUTHORIZED	46	FEDERAL SECURITY AGENCY:	
PORTUGAL:		FOOD AND DRUG ADMINISTRATION:	
AZORES ISLANDS FISHING INDUSTRY	47	PACIFIC OCEAN PERCH DESIGNATION PERMITTED FOR	
AZORES WHALING INDUSTRY	47	PACIFIC ROCKFISH SPECIES	74
RYUKYU ISLANDS:		DEPARTMENT OF THE INTERIOR:	
FISHERIES REPORT, 1949-50	48	DEFENSE FISHERIES ADMINISTRATION:	
SWEDEN:		CONSTRUCTION OF PRODUCTION AND PROCESSING FACILITIES	
TWO RUSSIAN STEAM TRAWLERS LAUNCHED	49	FOR FISHERY PRODUCTS UNDER CMP	75
UNITED KINGDOM:		FISHING INDUSTRY BENEFITS BY REVISION OF DEPARTMENT OF	
FROZEN FISH EXPORTS INCREASE	49	LABOR LIST OF CRITICAL OCCUPATIONS	77
INDUSTRIAL POTENTIALITIES OF BROWN SEAWEED	49	FISH AND WILDLIFE SERVICE:	
UNION OF SOUTH AFRICA:		MAXIMUM LENGTH OF DRIFT GILL NETS PERMITTED IN COOK	
PILCHARD RESEARCH PROGRAM FINDINGS REPORTED	50	INLET REDUCED	78
U. S. S. R.:		ALASKA'S COMMERCIAL FISHERIES REGULATIONS TO BE	
RUSSIAN VESSELS FISHING HERRING OFF NORTHERN NORWAY ..	52	AMENDED	78
FEDERAL ACTIONS:		INTERSTATE COMMERCE COMMISSION:	
DEPARTMENT OF COMMERCE:		REVICING CHARGES PROPOSED FOR FISH AND SHELLFISH L.C.L.	
NATIONAL PRODUCTION AUTHORITY:		EXPRESS SHIPMENTS	79
BASIC RULES OF THE PRIORITIES SYSTEM AMENDED	53	AND FOODSTUFFS	80
CAN RESTRICTIONS ORDER AMENDED	58	DEPARTMENT OF STATE:	
CANNING INDUSTRY COMPLIANCE SURVEY IN PROGRESS	62	ACCESSION OF CERTAIN COUNTRIES TO GENERAL AGREEMENT ON	
FOOD CONTAINER PAPERBOARD SET-ASIDE ORDERED	63	TARIFFS AND TRADE	81
COMPLIANCE COURT CREATED	63	SYRIA WITHDRAWS FROM GATT	81
OFFICE OF INTERNATIONAL TRADE:		UNITED STATES-VENEZUELA TRADE AGREEMENT RENEGOTIATIONS ..	82
EXPORTS OF CERTAIN NONWAR VESSELS UNDER JURISDICTION		POINT FOUR GENERAL AGREEMENT WITH MEXICO INCLUDES FISHER-	
OF MARITIME ADMINISTRATION	64	IES	82
DEPARTMENT OF DEFENSE:		TARIFF COMMISSION:	
QUARTERMASTER CORPS:		RULES FOR INVESTIGATIONS OF INJURY TO DOMESTIC PRODUC-	
CANNED SALMON CONTRACTS SUBJECT TO RENEGOTIATION ACT		ERS FROM TRADE AGREEMENT CONCESSIONS	83
OF 1951	65	EIGHTY-SECOND CONGRESS (FIRST SESSION), JUNE 1951	83
DEFENSE PRODUCTION ADMINISTRATION:		GRAPHS:	
CLAIMANT AGENCIES DESIGNATED	66	LANDINGS AND RECEIPTS	85
ECONOMIC STABILIZATION AGENCY:		COLD STORAGE HOLDINGS AND FREEZINGS OF FISHERY PRODUCTS ..	87
OFFICE OF PRICE STABILIZATION:		CANNED FISHERY PRODUCTS	88
PRICE ROLLBACKS PROHIBITED BY CONGRESS DURING DEFENSE		PRICES, IMPORTS, AND BY-PRODUCTS	89
ACT EXTENSION	66	RECENT FISHERY PUBLICATIONS:	
MISCELLANEOUS AMENDMENTS TO CPR 22	67	FISH AND WILDLIFE SERVICE PUBLICATIONS	90
ALL FISHERY PRODUCTS EXCEPT CANNED EXEMPTED FROM CPR 22		ARTICLE BY FISH AND WILDLIFE SERVICE AUTHORS IN OTHER	
CANNED SALMON CEILING PRICES ESTABLISHED	68	PUBLICATIONS	91
STATUS OF MANUFACTURERS UNDER DEFENSE ACT EXTENSION		MISCELLANEOUS PUBLICATIONS	92
COVERED BY GDR 13	69		
INTERPRETATION OF GDR 13	70		



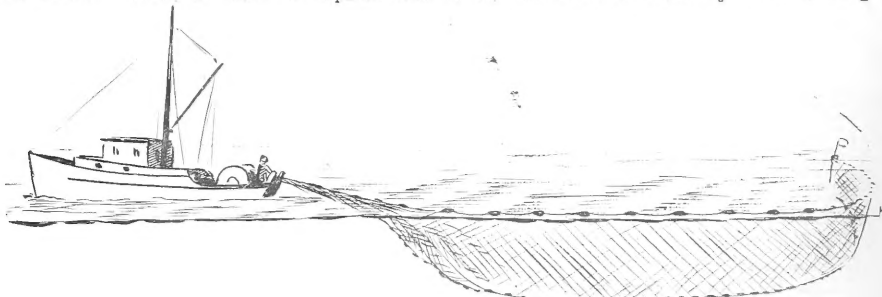
Illustrator-- Gustaf T. Sundstrom

Composers-- Jean Zalevsky, Carolyn Wood, Dorothy Stein

Photograph credit: Page 10--Gustaf T. Sundstrom

A description of drift gill nets and their use for taking Pacific salmon is to be found in Fishery Leaflet 386, Pacific Salmon Drift Gill Netting.

This 6-page illustrated publication includes a description of gill nets, and the sizes and specifications of the net when used for salmon fishing on the Pacific Coast. There is also an explanation of the two methods commonly used to hang



TYPICAL GILL-NET CRAFT DRIFTING WITH SET NET

these nets. While there is a wide variety of craft used in the gill-net fishery, the two most common are 25- to 35-ft. boats carrying the net in a forward cockpit used on the Columbia River ("bow pickers") and 25- to 40-ft. power vessels, with a powered reel situated in the stern for hauling and setting the net, used in British Columbia and Puget Sound areas.

There is a description of the reel or drum and its method of operation when setting or hauling the net, and a list of the accessories commonly used with these reels.

Finally, there is an illustrated explanation of the techniques for setting the net, and the method of inspection.

Copies of Fishery Leaflet 386 may be obtained free upon request from the Division of Information, U. S. Fish and Wildlife Service, Washington 25, D. C.

New York
Chicago
414 Stewart Ave.
 Chevy Chase 15, Md.

128 D

~~114 W. Thompson St.~~

Robert H. Gibbs, Jr.,

Form NMMA - 7/51 - 5,075

OFFICIAL BUSINESS
 Permit No. 1015

WASHINGTON 25, D. C.

DEPARTMENT OF THE INTERIOR
 FISH AND WILDLIFE SERVICE
 UNITED STATES