

ALBERT R. MANN
LIBRARY
CORNELL UNIV.

ALBERT R. MANN
LIBRARY

NEW YORK STATE COLLEGES
OF
AGRICULTURE AND HOME ECONOMICS




AT
CORNELL UNIVERSITY

Cornell University Library
QL 430.5.C41B29

Experiments in the breeding of cerions,



3 1924 003 415 431 mana



Cornell University Library

The original of this book is in
the Cornell University Library.

There are no known copyright restrictions in
the United States on the use of the text.

DEPARTMENT OF MARINE BIOLOGY
OF
THE CARNEGIE INSTITUTION OF WASHINGTON
ALFRED G. MAYOR, DIRECTOR

VOLUME XIV

EXPERIMENTS IN THE BREEDING OF CERIONS

BY

PAUL BARTSCH

Curator of Marine Invertebrates, United States National Museum



WASHINGTON, D. C.
PUBLISHED BY THE CARNEGIE INSTITUTION OF WASHINGTON
1920

CARNEGIE INSTITUTION OF WASHINGTON

PUBLICATION No. 282

PRESS OF GIBSON BROTHERS, INC.

WASHINGTON, D. C.

EXPERIMENTS IN THE BREEDING OF CERIONS.

BY PAUL BARTSCH.

In 1912, by invitation from the Director of the Marine Biological Laboratory of the Carnegie Institution of Washington, and through the courtesy of the Secretary of the Smithsonian Institution, I had an opportunity to visit the Bahamas and to make personal observations upon the Cerions on New Providence and on Andros in the region of South Bight.

On this expedition we found that Cerions were very abundant wherever they occur, that they live close to the seashore, but nevertheless remain well beyond the reach of the ocean spray. They never, therefore, live outside of the hurricane rampart of the exposed shores. They are usually on the lowland flats, but under favorable circumstances may climb the hills, for example Driggs Hill or Morgan's Bluff at Andros and the sea bluff at Jeremie, Haiti. This partiality to the coast lands is probably responsible for their discontinuous distribution, practically resulting in the formation of isolated colonies, and a great number of closely related forms scattered over the entire Archipelago of the Bahamas.

By taking material gathered from such a colony and noting all measurable characters presented by its members, one obtains a mode different from that which may be secured in a similar manner from an adjacent colony. Each colony, therefore, presents certain slight characters by which we can distinguish its members from those of other colonies.

The question arises, are the forms in the various colonies fixed forms; that is, will generation after generation yield the same mode in measurements, or will changes in the local environment from season to season affect the developing organisms to such an extent as to produce an unending series of slight variations? These were the problems that called for a solution. The hope of throwing some light upon these questions prompted the breeding experiments which were started in 1912 and have been followed up ever since, and upon which the following reports have been published from time to time:

- Planting Bahama Cerions upon the Florida Keys, Year Book No. 11 of the Carnegie Institution of Washington, 1912, pp. 129-131.
- Report of Results of the Planting of Bahama Cerions on the Florida Keys, Year Book No. 12 of the Carnegie Institution of Washington, 1913, pp. 169-172.
- Preliminary Report on the Bahama Cerions planted on the Florida Keys, Year Book No. 13 of the Carnegie Institution of Washington, 1915, p. 196.
- Experiments with Cerions in the Florida Keys, Smithsonian Miscellaneous Collections No. 6, 1915, illustrations 38-40.

- Report on the Bahama Cerions planted on the Florida Keys, Carnegie Inst. Wash. Pub. No. 212, 1915, pp. 203-212, plates 1-8.
- Report on Bahama Cerions planted on the Florida Keys, Year Book No. 14 of the Carnegie Institution of Washington, 1915, pp. 194-196.
- Report on the Bahama Cerions planted on the Florida Keys, Annual Report of the Director of Department of Marine Biology, Carnegie Institution of Washington, extract from Year Book No. 15 for the year 1916, pp. 179-182.
- Visit to the Cerion Colonies in Florida, Smithsonian Miscellaneous Collections, vol. 66, No. 17, 1917, pp. 41-44.
- A Visit to the Cerion Colonies in Florida, Smithsonian Miscellaneous Collections, vol. 68, No. 12, June, 1918, pp. 48-49.

The Florida Keys were considered to be a favorable region into which these Bahama forms might be introduced, for these keys stretch for more than 240 miles from Virginia Key on the north to the Dry Tortugas in the Gulf of Mexico, and present quite a range in climatic factors and vegetation. Many of them harbor an indigenous species, *Cerion incanum* (Binney), which, however, is quite unrelated to those that have been introduced. Furthermore, in selecting sites for our colonies we aimed to avoid placing the introduced forms where the native species existed. Colonies of 500 each were planted on the keys in 1912, as will be seen in the following pages. The shells of the mollusks planted were marked by two parallel file cuts made across two or more ribs. This method of marking has proved very satisfactory.

Two Bahama species were planted in the first introduction. These are what are now termed *Cerion casablancae*, a new species gathered in the neighborhood of the White House, which was our laboratory during the 1912 cruise, and which is situated between Sharp Rock Point and Driggs Hill, on the southeast side of South Bight, Andros Island. This species has been referred to in the previous reports as the White House type of Cerion. The material of the other species, which I am calling *Cerion viaregis* in the present paper, was gathered along King's Road, Bastion Point, on the northeast side of South Bight, Andros. The mollusks from this region have been referred to in the past reports as the King's Road type of Cerions. In addition to these two, 73 specimens of a small mottled Cerion (species ?) from Andros were planted on Bird Key. These have since disappeared without leaving any trace of progeny. They will therefore not be referred to again.

An additional importation of 500 specimens of *Cerion viaregis* gathered in 1914 was planted on Loggerhead Key (Colony F) on June 9 of the same year. On the same date a second colony of mottled Cerions, *Cerion* (species ?), gathered at Spring Hill, Nassau, by Dr. Mayor in 1914, was made on Loggerhead Key. This colony has also disappeared, a few dead shells only remaining, so it also may be disregarded in our discussion. Our unfortunate experience with the painted Cerions in the Tortugas may indicate that this group does not find the environmental conditions suitable for its maintenance.

Another introduction was made on Loggerhead Key in 1915. This consisted of 800 specimens of *Cerion crassilabris* ("Shuttleworth" Sowerby) gathered by Dr. Mayor at Ballena Point, near Guanica Bay, Porto Rico. This will be referred to later as Colony L.

The last introduction was made in 1916, and forms Colony N on Loggerhead Key. This colony consists of 8,317 specimens of *Cerion uva* (Linnæus) gathered by Dr. Ralph Arnold at Curaçao, Netherlands West Indies.

Some of these colonies have now produced the second generation of Florida-grown offspring, and it is deemed desirable to put on record a complete account of the results so far attained in these breeding experiments. We shall consider in rotation the colonies of the different species from the north to the south, and give tables of measurements which will show the altitude and the greater and lesser diameter of the specimens. We will also give photographs of all the specimens measured. The numbers given to the specimens measured will also be employed in the photographs, so that the two can readily be connected. It is deemed desirable to publish this large number of figures because the specimens discussed could not be retained as Museum records, for future observations, but had to be used for further breeding. Our photographs, therefore, must take the place of the specimen itself, and convey an idea of whatever variation in outline and sculpture the material grown in Florida may present.

I have selected a larger check series (100 specimens) than in my 1915 report, in which only 10 were used. This was deemed desirable in order to show more definitely the range of variations. This check series of 100 was taken at random from a large number of individuals and it is believed that it well represents all limits of variations.

Cerions may be found on the ground, under the edges of stones, or on top of them, among dead leaves or upon blades of grass, dead stumps, the bases of trees, and on low bushes. They never ascend to any considerable height, for we have rarely found them beyond the reach of the hand above the surface of the ground. When Cerions occupy an exposed position they attach themselves to the support by a thin epiphragm which serves the double purpose of fixing them to the support and preventing desiccation; thus sealed up they appear to be able to estivate for a considerable length of time, and under such conditions are apparently not harmed, even when exposed to the blazing tropical sun for a prolonged period.

Observations made during the years which have intervened between 1912 and 1919 lead me to believe that Cerions are largely nocturnal. They are most active on misty nights. At such times the animals may be seen on the ground, where they dig, with about one-fourth to three-fourths of the animal and shell buried below the surface. Animals

gathered at such times and examined prove to be filled with fungal mycelia, which evidently form a very large part of their food. The specimens kept in captivity, however, have shown a greater range of food selection; paper seems to be particularly to their liking, although they will also feed upon moist cornmeal and other vegetable products; I feel quite certain, however, that in their natural environment their main diet is fungal.

Unlike many other mollusks, instead of hiding away in moist, cool places with the approach of the dry, hot day, they leave their submerged position for a more elevated one, and thus placed they remain until the conditions are again favorable for another foraging expedition. When moving about they carry the shell almost horizontally sloping backward and pointing slightly to the right.

Mating takes place on the ground. All the specimens which I have found in copulation were discovered in the early morning when the conditions of moisture were ideal for Cerion activities. The mating process is not a reciprocal one; that is, an animal is not actively male and female at the same time, but one functions as male and the other as female. The everted male organ is exceedingly long, attaining a length of fully an inch and a half when completely extended. When thus exposed, it reminds one strongly of a curved, flattened, white bristle.

The eggs appear to be deposited at the base of tufts of grass beneath the surface of the ground and, judging from many gatherings of the young in such positions, one is led to believe that a single egg only is deposited at a time. I have never found more than 6 young Cerions (usually 1 to 4) at the base of a single small tuft of grass, and these always in different stages of growth, indicating rather long intervals between oviposition. It is hoped that the experiments now in progress in my conservatory will throw definite light upon this point.

I have never found above ground young mollusks having the nepionic whorls only, and by far the larger number of those having attained three postnepionic whorls were dug from the sand about tufts of grass. It is only occasionally that one of this size seeks the characteristic elevated position of the parents.

Our experiments have shown that it takes between 2 and 3 years to produce a new generation of Cerions. We may therefore consider this the time required for an individual to reach full maturity in its development. No definite data are at hand so far to determine the age which Cerions may attain, but many (probably most) of the specimens transplanted from the Bahamas in 1912 are still in good condition, if not destroyed by fire or crabs.

A COMPARATIVE ANATOMICAL DISCUSSION OF THE FIVE SPECIES OF CERIONS INVOLVED IN THE BREEDING EXPERIMENTS.

It was deemed desirable that we should have some knowledge of the anatomical structures of the soft parts of the 5 species of Cerions which have been used in our breeding experiments. For that purpose a goodly number of specimens of each species was carried north this year, properly expanded, killed, decalcified, and the anatomical characters subjected to close scrutiny. In the making of these dissections and drawings I have had the assistance of Dr. G. Dallas Hanna, one of my students and former associates.

The 5 species in question are the native species, *Cerion incanum* (Binney); the specimens used for dissection came from Porgee Key; *Cerion uva* (Linnaeus) from Curaçao; *Cerion crassilabris* ("Shuttleworth" Sowerby) from Ballena Point, Guanica Bay, Porto Rico; *Cerion casablancae* Bartsch from the White House region, Andros, to which we have referred as the "White House type Cerion" in the past reports, and *Cerion viaregis* Bartsch from the King's Road, Bastian Point, Andros, referred to in previous reports as the King's Road type Cerion.

Externally no differences worthy of notice excepting shell characters were discovered in these 5 types.

Tentacles and eye-stalks are developed in the manner of all Pulmonates. The locomotive disk, pedal groove, and caudal mucous pore are absent. The skin is covered with a series of white lines, of which those radiating from the mantle collar over the propodium and mesopodium are the most pronounced. These lines are crossed by connecting lines which produce an irregular reticulated pattern. The spaces inclosed in the meshes are dark gray to black on the top of the head, lighter on the sides and on the back of the foot. The genital opening is situated on the right side, beneath and slightly behind the eye-stalk; its orifice is not marked externally by a distinct structure or color pattern in the specimens examined. The breathing pore is opposite the posterior angle of the aperture of the shell. The anus and nephridiopore are on the right side and in contact with the breathing pore.

The mouth is situated at the usual position, on the ventral side of the head. Immediately behind this is the broad opening to the pedal cavity. The pedal cavity narrows quickly and forms part of the inner floor of the body cavity as a membranous duct.

The jaw is more or less strongly arched and provided with a median projection on the concave margin. The latter is scarcely perceptible in *Cerion incanum* and *Cerion crassilabris*, but is strongly marked in *Cerion viaregis*. No vertical markings were noticed in any of the specimens examined and concentric lines when present are very faint.

Cerion uva is stated by some writers to be without this median projection, but the specimens examined did not agree with this dictum.

The radula presents some interesting variations in the 5 species under consideration. The number of longitudinal tooth rows appears to be practically constant. *Cerion uva* has 20-1-20, *Cerion viaregis* 22-1-22, *Cerion crassilabris* 23-1-23, *Cerion casablancae* 25-1-25, *Cerion incanum* 27-1-27. These figures represent the rows which can be readily counted. The marginal teeth become mere plates at the extreme lateral margin, especially so in *Cerion viaregis* and *Cerion crassilabris*. These plates terminate as irregularly shaped masses which do not appear to be arranged in definite rows. It is therefore somewhat difficult to determine the exact number that can be actually counted in a given species, and this may account for slight differences reported for the same species by different observers. The markings on the marginal teeth can often not be made out with clearness; they appear to be quadrangular, basal in most cases. There is a gradual transition from laterals into the marginal beginning with about the tenth tooth. The laterals are normally bifid with the inner cusp large and rounded and the outer one much smaller and also rounded, but in *Cerion casablancae* the smaller one is absent, though a few of the transitional teeth, both laterals and marginals, show two cusps. The lateral teeth are uniformly about twice as long as wide and are placed slightly obliquely away from the rachidian tooth. The rachidian tooth presents considerable difference in the different species. In *Cerion crassilabris* there are three cusps, the central one appearing to be placed on a lower level than the outside cusps. This same condition seems to obtain in the laterals, the outer cusps being above the inner. In *Cerion viaregis* there is but a single large rounded central cusp. In *Cerion casablancae* and *Cerion incanum* two minute projections are found bordering the median cusp. In *Cerion uva* the rachidian tooth is broader than long, while in all the other species it is about twice as long as broad. In this, too, the development of the lateral cusps is enormous.

The buccal mass differs little from the usual structure in Pulmonates. The esophagus enters the top of the posterior portion. The two salivary ducts discharge on each side of the esophagus at the junction of the latter with the buccal cavity. The esophagus and the salivary ducts pass beneath the cerebral commissure and over the buccal commissure. The buccal ganglia are firmly attached to the buccal mass, one on each side of the esophagus. The radula sack with the radula organ is situated just below the esophagus and projects backward from the distal end of the buccal mass. It extends from the radula sack, where it is attached, to the distal end of the buccal retractor, where it is inserted. In *Cerion incanum* the point of this insertion is in the center between the right and left branches of the buccal retractor, while in the other

species examined it is inserted on its right branch. The buccal retractor (sometimes referred to as pharyngeal retractor) passes through the nerve ring above both the pedal and pleural ganglia, as does the esophagus, but it goes below the buccal commissure, whereas the esophagus passes above it. This muscle spreads out fan-shaped at its anterior end, where it is attached chiefly to the cartilaginous base of the buccal mass. It divides into two distinct parts before reaching the nerve ring or each branch may be further divided. In *Cerion uva* there are 4 branches on the left and 2 on the right, while in *Cerion incanum* and *Cerion casablancae* no definite divisions are found. In *Cerion viaregis* these divisions are very numerous and in *Cerion crassilabris* 3 occur on the left side and 2 on the right.

The salivary ducts are very short and lead from a distinctly paired gland. This gland covers the esophagus, to which it is firmly attached for a distance of 6 mm. At the posterior end of the salivary gland the esophagus is firmly attached to the buccal retractor muscle. The same relationship holds good in practically all the species examined.

The esophagus becomes perceptibly constricted as it follows the several muscles backward into the visceral mass behind the salivary glands. The anterior end of the stomach lies immediately behind the pericardium and kidney. The walls of the stomach are remarkable for their great length, narrowness, and thinness. The posterior end of the stomach lies high up in the whorls of the visceral mass and it is at this point that the two lobes of the liver discharge their secretion by distinct ducts. The posterior lobe of the liver occupies the upper whorls of the shell, while the anterior lobe is distributed among the various organs below this. Both lobes are brownish-gray in color. The intestine forms a tube slightly larger than the esophagus and passes forward from the posterior end of the stomach. It makes the characteristic visceral loop back of the pulmonary cavity. In some of the species it is embedded in the albumen gland of the genital system, but in *Cerion crassilabris* and *Cerion viaregis* the albumen gland is free and the visceral lobe is rather imperfect. The intestine passes forward on the right side of the pulmonary cavity, to the dorsal wall of which it is firmly attached. In this region it is slightly larger than on the rest of its course and in *Cerion incanum* and *Cerion crassilabris* it appears to contain some glandular tissues in this region. The entire length of the alimentary tract amounts to about 85 mm. in *Cerion incanum*.

The pulmonary cavity occupies more than one whorl of the shell when the animal is expanded. Its dorsal wall is thin, transparent, and unmarked excepting a scarcely perceptible pigmentation along the sides of the pulmonary vein. The pericardium and kidney are situated at the posterior end of the pulmonary cavity. The former is shorter than the kidney, but there is some variation in proportionate lengths. The auricle discharges into the pulmonary vein which passes forward

to the mantle collar without perceptible branching in any of the species. The kidney lies just to the right of the pericardium and is somewhat pointed anteriorly. It appears as a hollow sack of light-grayish color, showing the glandular tissue hanging in irregular folds. The kidney is attached to the dorsal wall of the pulmonary cavity and the ureter, joining the latter at the posterior end. The ureter bends to the left as it passes forward, following the ventral side of the intestine to the nephridiopore, which is near the anus.

Considerable difference is shown in the genitalia of the several species examined. *Cerion incanum*, *Cerion casablancae*, and *Cerion uva* in the main agree with the description of *Cerion munia chrysalis* as described by Pilsbry in the Manual of Conchology. *Cerion crassilabris* and *Cerion viaregis*, however, are decidedly different. The terminal element of the system is formed by the atrium. This is broad and capacious in *Cerion incanum* and *Cerion casablancae*, and less so in *Cerion uva*. In *Cerion crassilabris* and *Cerion viaregis* it is much larger and much more attenuated than in the rest. In *Cerion incanum* and *Cerion casablancae* it is provided with a fleshy protuberance and some longitudinal folds which are evertible in copulation.

The penis is attached to the right side of the atrium and differs considerably in shape and length in the species examined. In *Cerion incanum* and *Cerion casablancae* it tapers to the upper end. In *Cerion uva* it is bulbous at the upper end, while in *Cerion crassilabris* its shape is more or less cylindrical. In *Cerion viaregis* it is larger at the upper end than in any of the other forms. The retractor muscle is attached to the upper end of the penis sack in every case and is inserted not far back on the floor of the pulmonary cavity. In *Cerion incanum* and *Cerion casablancae* the vas deferens is attached to the lower end of the penis. Its walls are densely muscular proximally, while distally it develops into a much coiled duct. The lower end has a silky appearance which seems to be due to the circular fibers in its structure. In *Cerion uva* the insertion of the vas deferens is at the upper end of the penis sack, while in *Cerion crassilabris* it is at about its center. These two species have the duct doubled back and attached to the vagina for its full length by muscle fibers. This is particularly so at the junction of the vagina with the atrium. In *Cerion viaregis* the vas deferens is attached to the upper end of the penis sack, but in a different manner than in the other forms examined. The attachment to the vagina in this form is less firm than in the others. (The figures of the genitalia in our plates show the organs disentangled in order to bring out details.) In *Cerion incanum*, *Cerion casablancae*, and *Cerion crassilabris* the vas deferens is attached high up on the genital system, far above the attachment of the spermatic duct. In *Cerion uva* it is attached about halfway as high up on the vagina as it is in the species just mentioned, while in *Cerion viaregis* it enters the vagina far below the attachment

of the spermatic duct. The vagina in all the species examined is attached to the left side of the atrium and is not clearly differentiated from the oviduct above; it is without folds. In *Cerion incanum*, *Cerion casablancae*, *Cerion uva*, and *Cerion crassilabris* the spermatic duct enters the vagina slightly behind the atrium. In all of these it is largest at the lower end. This is most pronounced in *Cerion incanum* and least so in *Cerion casablancae*. In *Cerion viaregis* it is attached about halfway between the atrium and albumen gland. In *Cerion incanum*, *Cerion casablancae*, and *Cerion uva* the spermatic duct is long and slender and provided with a long flagellum near its upper fourth. This flagellum (*diverticulum* of Pilsbry) is exceedingly long in *Cerion incanum* and is shortest in *Cerion uva*. It is variously disposed among the viscera, but is not folded in any of the species examined. In *Cerion incanum* it follows the periphery of the whorls and its upper end is near the apex. This organ is entirely absent in *Cerion crassilabris* and *Cerion viaregis*. It has also been recorded absent in *Cerion yumaense* Pilsbry and Vanatta. The spermatic duct in all the species examined follows the vagina and oviduct, to which it is closely adherent. The spermatheca may be globular or slightly elongated. In *Cerion viaregis* it is entirely absent. In this case it may be possible that what we have called the spermatic duct may in reality be the flagellum, the last remaining element of the spermatheca.

The vagina is attached at the lower end to the right cephalic retractor muscle by a heavy band of muscle, which is in two parts in *Cerion incanum*. The right ocular retractor is attached to the vagina at the same point in all but *Cerion crassilabris*, in which it connects directly with the cephalic retractor. The oviduct follows the columella of the shell and is thin and membranous on the periphery, and somewhat folded. The glandular tissue occupies a band along its inner margin. It contains gelatinous matter which swells and bursts the walls when the organ is placed in contact with water. These observations do not obtain in *Cerion viaregis*. In this form there is no apparent differentiation in structure between the vagina and oviduct. The former appears to continue unmodified to the albumen gland. The albumen gland is situated at the upper end of the oviduct and has the loop of the intestine coiled about it in all except *Cerion crassilabris* and *Cerion viaregis*, in which it is free. The hermaphroditic duct enters the concave margin of the albumen gland as a slightly convoluted tube and follows the columella of the shell upward to the hermaphroditic gland. In *Cerion incanum*, *Cerion casablancae*, *Cerion uva*, and *Cerion crassilabris* this duct is colored dark brown or black in its lowest portion. In *Cerion crassilabris* it is swollen in the lower part. In *Cerion viaregis* it is a simple straight duct without convolutions or pigment. The hermaphroditic gland is embedded in the tissue of the upper lobe of the liver, to which it is firmly attached. The color of the two is the same and

they are often difficult to distinguish. The organ is composed of a large number of minute tubules.

There are four main muscle bands which follow the columella of the shell far up the interior to their place of attachment; these, in the order of their attachment, are: the columellar, right cephalic, buccal, and left cephalic muscles. The first spreads out in the tissue of the foot back of the opening to the buccal cavity. The right cephalic in *Cerion incanum* is attached to the shell with the columellar muscle. At its anterior end it is attached to the vagina and the right side of the head. The right tentacular retractor is attached to it. The right ocular retractor is also attached to it in *Cerion crassilabris*. The buccal retractor and left cephalic retractor are attached to the shell together and are placed slightly above the other two. The former has been described, the latter is attached to the left side of the head and the left tentacular and ocular retractors are attached to it. One right cephalic muscle in a well-expanded example of *Cerion incanum* was 12 mm. long.

While there is a general similarity in the disposition of nerve structures in all of the species examined, there is also some variation. The length of the cerebral commissure is not constant. In *Cerion crassilabris* and *Cerion viaregis*, the cerebral, pleural, and pleuro-pedal commissures are perfectly distinct, while in the other species the first two elements are superficially attached through a portion of their length, the length of the commissure being so short that the ganglia are adjacent. The esophageal ring is large and does not bind the esophagus to the body floor, as in some mollusks. In a specimen of *Cerion viaregis* in which partial contraction had taken place, the buccal mass had been retracted through the ring. The structure of these elements, especially the cerebro-buccal commissure, would indicate that this was the normal state. The cerebral ganglia in normally expanded animals lie on top of the posterior portion of the buccal mass. The heavy connecting commissure passes over the salivary ducts and the esophagus. This is comparatively long in *Cerion uva* (Linnæus) and practically absent in *Cerion crassilabris*. The shape and size of the two side cerebral ganglia is the same.

There is a forward extension of the optic ganglion (best seen in side views), from which the optic nerve arises. Two nerves arise from the outer side of each ganglion. The upper one is the tentacular, while the lower one passes to the lip of the corresponding side. Both of these, as well as the optic nerve, terminate distally in enlargements which suggest ganglionic development. The cerebro-buccal commissure arises on the lower, inner, and anterior side of the cerebral ganglion. This is not free throughout its length, but becomes firmly bound to the buccal mass before it reaches the buccal ganglion. This condition seems to permit the buccal mass to retract through the nerve ring.

Each buccal ganglion is situated adjacent to the attachment of the esophagus and the commissure passes beneath this over the buccal retractor muscle. The cerebro-pleural and pedal commissures arise on the ventral side of the cerebral ganglia. In some of the species they are united for a portion of their length, but in *Cerion crassilabris* and *Cerion viaregis* they are free throughout. The cerebral pleural commissure lies posterior to the pedal commissure. In some of the species nerves are found arising from the cerebral pleural commissures which pass to the right and left cephalic retractor muscles.

The pleural elements are asymmetrical, a greater development being present on the left side. There are five ganglia in all, two on the right side and three on the left. From the upper two, pleural pedal commissures pass forward to the pedal ganglia. In *Cerion incanum*, *Cerion wa*, and *Cerion casablancae* these nerves are so short as to be scarcely discernible. The two true pleural ganglia are the largest of the series, the left being slightly the larger of the two. From the right one a large nerve arises and passes to the mantle collar, while two large nerves pass from the left to the floor of the pulmonary cavity. Between the left pleural and the upper pleural there is an extra ganglion which may correspond to the abdominal ganglion of certain other mollusks. At all events, it gives rise to a large nerve which passes to the viscera. The two pedal ganglia lie just in front of the pleural ganglia and are practically of equal size and shape. They join indirectly without a commissure. Numerous nerves pass from these to the tissues of the foot, especially in the anterior region.

A very distinct blood-vessel passes between the pleural and pedal elements, which connects the base of the buccal mass with the wall of the mantle covering the visceral mass. It then passes backward beneath the pulmonary cavity, being free throughout most of its length.

The great diversity in the anatomical structure of the five species of Cerions examined might tempt one to generalization, but I believe that it is well to postpone this until a much larger series of species has been examined. It will then be easier to judge what values are to be assigned to the various structural differentiations observed in Cerions.

THE COLONIES INTRODUCED INTO THE FLORIDA KEYS.

We will take these up under the various species involved and discuss the colonies under each in serial rotation from north to south, *i. e.*, from the Biscayne Bay region to the Dry Tortugas.

CERION VIAREGIS BARTSCH.

Of this species, 100 specimens have been taken at random from a lot of Bahama material collected along King's Road, Bastian Point, Andros. These yield the measurements given in table 1; figures of them

are given on plates 7, 8, 9. These specimens are entered as Cat. No. 234722, U. S. N. M., and No. 21 is selected to serve as the type of this species.

TABLE No. 1.—Check series of *Cerion viaregis*.

Serial No.	No. of whorls.	Measurements of shells.		Serial No.	No. of whorls.	Measurements of shells.		Serial No.	No. of whorls.	Measurements of shells.	
		Alt.	Diam.			Alt.	Diam.			Alt.	Diam.
1	10.5	28.0	12.7	36	9.6	23.0	11.0	71	9.8	20.0	11.1
2	10.3	25.0	11.5	37	10.0	22.1	10.0	72	10.0	23.0	11.9
3	10.0	23.0	12.1	38	9.8	22.1	11.0	73	9.9	24.0	11.0
4	9.7	20.0	9.1	39	10.0	22.4	11.5	74	11.0	22.9	10.0
5	9.9	24.5	11.0	40	10.7	23.8	11.0	75	10.0	21.5	11.0
6	9.1	19.4	9.0	41	9.9	21.8	11.5	76	10.5	21.5	11.0
7	10.8	24.3	11.3	42	9.9	21.7	11.0	77	9.9	21.0	10.4
8	10.8	24.4	12.0	43	9.9	23.6	11.0	78	11.0	23.6	11.0
9	11.0	27.0	12.0	44	9.8	22.5	11.0	79	10.0	21.0	11.4
10	10.4	24.5	13.5	45	10.3	24.5	11.5	80	10.0	22.0	11.0
11	9.3	20.5	11.0	46	10.5	22.8	11.4	81	10.0	22.7	11.4
12	10.5	23.8	12.0	47	10.3	22.7	11.1	82	9.8	21.3	10.5
13	10.6	22.7	11.0	48	10.5	24.0	11.8	83	9.7	21.5	11.0
14	10.0	23.0	11.0	49	9.9	19.0	11.0	84	9.9	21.8	11.0
15	10.1	24.4	12.0	50	10.6	23.9	11.0	85	9.6	21.0	11.0
16	9.9	22.0	12.0	51	9.6	22.0	11.8	86	10.5	22.2	12.0
17	10.4	24.0	11.0	52	10.0	22.5	10.5	87	9.8	21.1	10.9
18	10.0	22.5	10.5	53	9.0	24.0	10.5	88	9.6	20.0	11.0
19	11.0	25.5	11.2	54	10.2	23.0	11.5	89	9.6	20.5	9.4
20	9.0	23.0	12.0	55	10.5	22.8	12.0	90	9.8	21.5	10.5
21	10.0	22.9	11.0	56	10.0	20.3	10.5	91	10.3	23.2	10.5
22	10.0	22.8	10.5	57	9.3	22.0	11.0	92	10.2	25.0	11.5
23	10.4	24.0	11.0	58	10.2	24.1	11.0	93	10.4	23.2	11.6
24	10.1	23.9	12.0	59	9.7	20.8	10.8	94	9.8	21.8	10.9
25	10.4	24.5	12.2	60	10.0	21.5	11.5	95	10.1	21.1	10.2
26	10.4	24.5	12.0	61	10.0	21.5	11.2	96	10.6	23.0	11.1
27	9.8	22.5	11.4	62	9.6	21.5	11.4	97	10.8	23.6	11.1
28	9.9	24.0	11.5	63	9.7	21.4	10.9	98	10.2	20.0	10.0
29	11.0	21.6	9.5	64	9.8	21.5	11.5	99	10.4	21.5	10.5
30	9.9	23.5	11.9	65	10.0	22.8	9.5	100	10.3	21.3	10.3
31	10.6	23.4	12.4	66	10.0	22.0	11.5				
32	10.6	24.0	11.5	67	10.6	22.0	11.5	Average.	10.08	22.56	11.13
33	8.8	19.0	10.5	68	9.6	21.5	12.0	Greatest.	11.0	27.0	12.7
34	9.9	21.0	12.0	69	9.5	21.5	10.5	Least...	9.1	19.0	9.0
35	10.6	23.5	11.0	70	10.0	23.0	11.5				

THE COLONY ON THE SECOND RAGGED KEY NORTH OF SANDS KEY.

The northernmost colony is situated on the Second Ragged Key north of Sands Key. Here 500 of *Cerion viaregis* were planted on a low sandy ridge on the southeastern end of this small island in 1912. The vegetation at this point is quite variable. *Hymenocallis* (commonly called *Amarillis* in this general region) forms the most succulent portion of the plant element, while *Sporobulus virginicus* and *Gayoides imberbe* and a few scattered, shrubby plants furnish a scant covering for quite a stretch of beach sand. The outer and inner edge of the dune is fringed with a mangrove thicket. There is likewise a lot of piled-up sea drift in places.

Our visit in 1913 showed that our Cerions had spread over all the above-described territory.

On April 21, 1914, we again visited this plantation and found 55 young of the first generation of Florida-grown individuals, 3 of which had attained adult size; these we figured in the 1915 report, plate III, figures 1 to 3, bottom row. They are discussed in the text. We transplanted these to a grassy spot about 62 feet northeast of the old plantation on the same key.

From this colony 76 adult shells of the first generation of Florida-grown specimens were gathered in June 1915, measured, and photographed. The measurements are given in table 2 and the photographs on plates 10 and 11.

TABLE No. 2.—Measurements of the first generation of Florida-grown *Cerion viaregis* from the second key north of Sands Key.

Serial No.	No. of whorls.	Measurements of shells.		Serial No.	No. of whorls.	Measurements of shells.		Serial No.	No. of whorls.	Measurements of shells.	
		Alt.	Diam.			Alt.	Diam.			Alt.	Diam.
1	10.0	mm. 21.9	mm. 10.6	28	10.0	mm. 20.9	mm. 10.5	55	9.5	mm. 21.0	mm. 10.2
2	10.5	24.9	11.1	29	9.5	21.7	10.3	56	11.0	24.9	10.4
3	10.3	22.5	11.1	30	10.1	25.2	10.7	57	10.7	25.8	10.6
4	10.0	22.7	11.0	31	10.0	23.0	10.7	58	9.7	23.8	11.0
5	9.9	22.0	9.5	32	9.8	22.9	10.0	59	10.6	24.9	10.7
6	10.0	22.8	10.8	33	10.5	23.1	10.0	60	9.7	22.0	10.6
7	10.5	23.2	10.8	34	10.4	23.8	10.2	61	9.7	22.5	10.4
8	10.5	24.0	11.0	35	10.4	23.7	10.0	62	9.6	22.0	10.0
9	10.0	23.7	9.9	36	10.0	23.4	10.2	63	10.6	24.0	11.2
10	10.0	21.5	10.0	37	9.9	22.3	10.3	64	9.6	22.5	11.2
11	10.1	23.3	10.0	38	10.4	23.0	10.0	65	9.4	20.0	10.7
12	10.1	23.8	10.2	39	10.4	24.4	10.5	66	10.0	23.5	10.6
13	10.5	24.5	10.0	40	10.5	24.0	10.0	67	10.2	21.8	10.3
14	10.5	23.8	9.5	41	10.4	22.8	10.2	68	10.1	22.7	10.0
15	8.9	19.2	9.9	42	10.3	23.5	10.5	69	10.1	22.9	10.0
16	10.0	24.9	10.3	43	10.3	23.3	10.3	70	9.4	21.8	10.4
17	9.8	21.5	10.0	44	9.5	21.0	10.0	71	10.0	23.9	11.2
18	9.8	21.6	10.0	45	9.7	22.0	10.2	72	10.6	24.0	10.0
19	10.5	25.0	10.1	46	10.3	22.2	10.6	73	10.0	22.5	10.0
20	9.6	22.3	10.1	47	9.1	20.0	10.5	74	9.5	21.5	10.0
21	9.6	21.9	10.0	48	10.3	22.8	10.5	75	9.8	19.5	11.0
22	10.1	22.5	10.0	49	10.0	23.1	11.4	76	9.7	22.6	11.3
23	10.0	23.0	10.8	50	9.9	22.5	10.0				
24	9.7	21.2	10.3	51	10.3	23.8	10.6	Average.	10.03	22.82	10.4
25	10.1	24.0	10.5	52	10.2	23.8	10.5	Greatest.	11.0	25.8	11.4
26	9.6	21.5	10.1	53	10.1	22.5	11.0	Least...	8.9	19.2	9.5
27	9.9	23.9	10.7	54	10.1	22.7	10.9				

On May 16, 1916, the old planting was doing well. Old and young were up in the vegetation. The old colony occupied almost the same extent of territory that it held the year before. The two other plantings were all doing well.

The planting was not visited in 1917 or 1918. In January 1919, we again examined it and found the first planting flourishing. In the new plantings, however, we did not find the mollusks abundant,

but we secured 8 individuals belonging to the second generation of Florida-grown specimens, of which table 3 gives measurements. They are figured on plate 24, middle set of figures.

TABLE No. 3.—Measurements of the second generation of Florida-grown *Cerion viaregis* from the second key north of Sands Key.

Serial No.	No. of whorls.	Measurements of shells.		Serial No.	No. of whorls.	Measurements of shells.		Summary.	No. of whorls.	Measurements of shells.	
		Alt.	Diam.			Alt.	Diam.			Alt.	Diam.
1	10.0	mm. 22.6	mm. 11.2	5	10.1	mm. 23.4	mm. 11.1	Average.	10.21	mm. 22.95	mm. 10.87
2	10.5	23.0	10.2	6	10.0	21.8	11.0	Greatest.	11.1	24.2	11.3
3	10.3	24.2	11.0	7	9.6	21.0	10.7	Least...	9.6	21.0	10.2
4	11.1	26.4	11.3	8	10.1	21.2	10.5				

THE COLONY ON TEA TABLE KEY.

On June 1, 1912, we planted 500 specimens of *Cerion viaregis* on Tea Table Key. These were scattered about the ruins of an old house on the north side of the island. The ground seemed ideal, coarse calcareous beach sand supporting a scanty scattered herbaceous vegetation. When we visited the place on April 27, 1913, where the planting had been made, we found it covered with a rank growth of a malvaceous plant which seemed to be unsuited to the Cerions, for they had all left it and wandered inland, some as much as 100 feet. Most of them expired on this journey, for of the 75 recovered, only 3 were alive; these we placed in a clump of *Hymenocallis*, about 200 feet northwest of a cordia tree, which is about 100 feet west of the old building where the first planting was made. The aspect of the place where the original planting was made seemed very favorable for Cerions last year, for the malvaceous plants had died and shed their foliage after fruiting.

Our visit on April 22, 1914, showed no living Cerion. At that time the island was completely overrun with crabs, the entire land mass being simply riddled with their burrows. It is quite possible that the small hermit crabs which were also swarming on this key at the time may have carried off the dead shells.

It seems safe to assume that the colony on this key is extinct, as our visits in 1915, 1916, 1917, and 1919 showed no trace of Cerions, and in January 1919 the greater part of the key was covered by a tomato plantation.

THE COLONY ON DUCK KEY.

On June 2, 1912, a planting of 500 specimens of *Cerion viaregis* was made on the south side of Duck Key. At that time the key was covered by a scattered growth of *Uniola paniculata*. On our visit on April 28, 1913, this colony was doing well.

All visits during subsequent years have shown that this little island has become so completely swamped with grass that it has been impossible to determine whether Cerions have survived in large numbers or whether they are multiplying. Occasionally a young tip has been seen, and in 1916 we found one young locally grown specimen. It has therefore been impossible to gain material representing the first and second generations. Not until some time in the future, when drought or some other condition will have overcome the rank grass, will it be possible to determine the true status of this colony.

THE COLONY ON NEWFOUND HARBOR KEY.

On June 3, 1912, in a low grassy plain in the middle of Newfound Harbor Key, 500 specimens of *Cerion viaregis* were planted. When visited on April 28, 1913, the place had become densely matted with a luxuriant growth of grass, *Sporobolus virginicus*, and was quite moist; apparently the low depression in the middle had been flooded by some storm. Fearing that a more serious inundation might kill the members of this colony, a new place was selected for the 145 specimens recovered, of which 14 were dead. The 131 living specimens were carried inland to the sandy ridge, where they were placed between the coconut trees. The tree near which the planting was made was marked by a double cross cut in its trunk.

On April 23, 1914, we again visited Newfound Harbor Key and found that the place of the second planting was swamped with a dense growth of a malvaceous plant, overgrown with a leguminous climber, indicating that a very poor choice of location had been made for this planting last year.

In 1915 this colony was not examined.

On May 22, 1916, the ground where the second planting was made had been completely burned over; only a single specimen of the originally planted material and one locally grown individual were found; but in the low flat where the first planting was made, we found 51 individuals which represent the first generation of the Florida-grown specimens and 3 of the original planting. Among these were 4 shells of hybrids between *Cerion viaregis* and the native *Cerion incanum*. These were on bushes which carried both introduced and local forms.

It should be stated that at our first planting on this key, in 1912, no native Cerions appeared.

In 1917 and 1918 this colony was not visited, but on January 19, 1919, when we revisited the place, the Cerion colony in the middle of the plain was doing well. Numerous individuals were present everywhere, but most of the individuals were hybrids between *Cerion incanum* (Binney) and *Cerion viaregis*. We gathered a goodly quantity of these, which were taken to Washington and placed in a conservatory for continued close observation and possible selective breeding. The

details presented by this material will be discussed at another place in this report. The second plantation on the ridge seemed to have recovered from the effects of the fire, but only a few specimens of the King's Road type were there, and absolutely no trace of an admixture with *Cerion incanum* was shown in any of the specimens.

THE COLONY ON BOCA GRANDE KEY.

On June 8, 1912, we planted 500 specimens of *Cerion viaregis* beneath the U. S. Coast Survey beacon on the northwest end of Boca Grande Key. The ground at this place is the usual coarse-grained calcareous sand supporting a rather luxuriant growth of *Uniola paniculata*. This colony was doing well on May 1, 1913.

TABLE NO. 4.—Measurements of the first generation of Florida-grown *Cerion viaregis* from Boca Grande Key.

Serial No.	No. of whorls.	Measurements of shells.		Serial No.	No. of whorls.	Measurements of shells.		Serial No.	No. of whorls.	Measurements of shells.	
		Alt.	Diam.			Alt.	Diam.			Alt.	Diam.
		<i>mm.</i>	<i>mm.</i>			<i>mm.</i>	<i>mm.</i>			<i>mm.</i>	<i>mm.</i>
1	10.9	24.8	11.0	38	10.3	25.3	11.0	75	10.0	22.2	10.1
2	10.7	24.2	10.9	39	9.8	21.9	10.1	76	10.5	24.0	11.2
3	10.1	23.4	10.7	40	10.9	27.1	11.2	77	10.3	23.5	11.0
4	11.0	26.5	10.0	41	10.3	21.8	10.0	78	9.9	22.6	9.0
5	10.2	25.5	11.2	42	9.1	21.0	10.3	79	9.8	23.1	10.0
6	10.4	25.4	11.4	43	9.7	21.7	10.0	80	9.9	21.9	10.1
7	10.2	23.1	10.3	44	11.1	25.8	9.6	81	10.2	24.2	11.0
8	10.3	22.6	10.5	45	10.9	23.2	11.0	82	10.3	21.6	10.1
9	10.2	24.1	10.8	46	10.7	24.9	11.4	83	10.4	24.1	10.2
10	10.3	22.2	9.9	47	10.3	23.6	10.5	84	10.4	23.7	10.0
11	10.4	23.5	10.4	48	10.1	24.0	10.5	85	10.3	23.9	10.3
12	10.4	24.2	11.3	49	10.9	25.8	10.2	86	10.3	24.5	10.5
13.	10.8	23.4	10.0	50	10.3	23.5	11.5	87	10.9	24.2	10.5
14	10.2	23.7	11.0	51	9.7	21.5	10.4	88	10.6	23.0	10.0
15	10.1	22.5	11.3	52	9.9	23.0	10.7	89	10.6	26.0	11.6
16	10.5	25.0	10.5	53	10.6	24.7	10.5	90	9.9	22.0	9.9
17	10.1	23.4	10.2	54	10.9	25.2	10.5	91	10.4	24.0	11.4
18	10.4	22.2	10.5	55	10.3	24.0	9.8	92	10.4	22.9	10.8
19	9.5	21.4	10.4	56	10.7	24.7	9.9	93	10.3	23.5	10.2
20	10.7	24.8	10.0	57	10.1	24.7	10.9	94	10.3	23.0	11.1
21	10.0	21.6	10.2	58	10.8	24.6	10.1	95	11.1	23.7	11.0
22	9.9	22.0	10.0	59	10.2	22.7	10.6	96	10.6	25.5	11.5
23	10.0	23.5	10.8	60	10.6	26.4	11.0	97	10.2	23.0	10.6
24	10.6	23.7	11.0	61	11.1	26.3	11.4	98	10.7	25.8	11.3
25	9.9	21.9	9.7	62	10.4	23.7	9.6	99	10.7	24.5	10.0
26	10.9	26.5	10.7	63	10.9	26.2	10.6	100	9.8	21.3	10.0
27	10.0	21.0	9.7	64	10.5	23.9	10.4	101	9.8	20.9	11.0
28	10.1	23.5	10.9	65	10.5	24.1	9.7	102	9.8	21.0	9.9
29	9.8	23.0	11.0	66	9.6	22.0	9.6	103	10.8	23.7	10.9
30	10.3	22.5	10.3	67	10.6	24.7	10.4	104	11.2	26.9	11.6
31	9.5	20.2	10.6	68	10.2	25.2	10.7	105	9.7	23.0	10.4
32	9.6	21.7	10.2	69	9.9	22.0	10.5	106	10.3	21.7	9.6
33	10.5	24.5	10.0	70	9.7	20.6	10.5	107	10.3	21.8	9.4
34	10.9	26.8	10.1	71	10.5	25.7	10.7				
35	9.7	22.8	9.9	72	9.9	21.0	9.7				
36	9.9	23.3	10.6	73	10.2	22.7	9.9	Average.	10.31	23.57	10.46
37	10.3	22.4	10.0	74	10.5	25.1	10.0	Greatest.	11.2	27.1	11.6
								Least...	9.1	20.2	9.0

On April 29, 1914, it was discovered that the grass had been burned about the beacon and that most of our specimens had been roasted. Quite a number of young, however, were present in the tufts of grass not consumed by fire, and 3 adults and 1 nearly grown of the first Florida-grown generation were found. These are illustrated by the last four figures of the bottom row on plate 3 of the 1915 report.

On June 25, 1915, we again visited Boca Grande Key and collected 119 specimens of the first generation of Florida-grown Cerions; 107 of the adult specimens and 9 of the young, after being marked, measured, and photographed, were replanted on this key about 300 feet south of the beacon, a little nearer the bushes than the shore. A *Tournefortia* bush standing on the edge of the shore marks the intersecting line opposite which the planting was made. The measurements of these appear in table 4, and for the figures see plates 12, 13, 14.

On June 4, 1916, when we again visited Boca Grande, the beach had been burned over and our second planting, consisting of the first generation of Florida-grown individuals, seemed completely destroyed. In the original planting, however, a few shells were seen on the grass (*Uniola paniculata*) about the beacon and many more were observed in a little meadow of *Sporobolus virginicus*, which is separated from the outer beach by a fringe of low bushes. It is possible that this remnant of the colony may rehabilitate this planting.

On July 18, 1917, on revisiting Boca Grande, the colony in the little meadow immediately inside of the fringe of bay cedars near the beacon appeared to be doing well, but no shells were found in the location of the second planting.

On January 6, 1919, we reexamined the planting on Boca Grande and found a few mollusks about the beacon and a goodly number in the little meadow within the fringe of bay cedars, where they had spread for fully 100 feet. No trace of the planting of the first generation of Florida-grown individuals had appeared, and since it is impossible to tell whether the specimens about the beacon belong to the first or second generation, no attempt will be made to utilize them in our discussion. Our experiments for the time being, therefore, have ceased so far as this colony is concerned, and the only further interest that they present will be to see what changes, if any, may occur.

THE COLONY ON GARDEN KEY, TORTUGAS.

On June 8, 1912, a planting of 138 specimens of *Cerion viaregis* was made back of a small house on the northeast side of the fort on Garden Key. This planting was visited on May 2, 1913. At this time the place, which is a beach of coarse calcareous sand, was occupied by a sparse growth of *Sporobolus virginicus* and *Uniola paniculata* and a rank growth of the goatfoot morning-glory, *Ipomæa pes-caprae*. I cleared a space of 10 by 20 feet by the use of a pocket knife and recov-

ered 60 of the planted mollusks. I was told that some visitor had discovered this colony and collected some of the specimens, promising to replace them, but it is not absolutely known whether this had been done. A single young specimen was also discovered at this time, which showed that they were breeding. The place being deemed unsuitable for the colony, the 62 specimens were transplanted to the inside of the fort near the center, where conditions appeared to be much more favorable than in the place first selected. As the fort was about to be abandoned, little fear of interference with this colony was expected.

The Garden Key plantings were examined on April 27, 1914, when it was discovered that the second planting inside of the fort had been completely burned over; 28 dead shells were found, but the rest had disappeared. A visit to the original planting showed 6 living specimens of the original planting, but no young. The place was less overgrown this year than the last. Apparently the cleaning up to which I subjected it then had decreased the morning-glory growth and this gave the Cerions a better chance. We left the 6 specimens in a tuft of grass in this place.

In 1915 no specimens were found in this planting, and in 1916 only a single individual. In neither of these years was there a single trace of Cerions seen on the inside of the fort.

In 1917 and 1918 this planting was not visited, but on January 16, 1919, a careful search was made both within and without the fort, but not a trace of Cerions was discovered, so it is to be feared that this colony has disappeared.

THE COLONIES ON LOGGERHEAD KEY, TORTUGAS.

On this key 10 plantings of *Cerion viaregis* have been made. They bear the letters E, F, G, H, I, K, M, P, Q, and R, and were established in the order listed. We shall discuss them now in this sequence.

THE LOGGERHEAD KEY COLONY E.

On June 8, 1912, in a sandy plain covered by a mixed stand of *Uniola paniculata* and *Sporobolus virginicus*, 500 specimens of *Cerion viaregis* were planted near the south end of the island. The place was marked by a stake.

In May 1913 a large number of young were observed, 55 of which were gathered in 20 minutes in a space of 3 square yards. The young were all about the base of tussocks of grass, some on and some under the surface of the ground.

In April 1914 we gathered 300 young specimens (some of which were figured in the 1915 report, upper figure of plate 5) and 3 full-grown and 3 nearly full-grown individuals (see top row of plate 3 of 1915 report). The young were planted in a small meadow to the northeast of the one in which the present colony is planted. They were marked with a tag

affixed to a stake bearing the legend "Cerions Z." These represent the initial planting of Colony G. The variations presented by the adult specimens are discussed in the 1915 report.

On June 27, 1915, we found that this colony had spread materially and that many of the snails had taken to the bay cedars bordering the little meadow. Of the first generation of Florida-grown specimens 646 were gathered, 250 of which were photographed and measured. For measurements see table 5, and for the photographs see plates 15-21. These were marked and deposited in the north end of the meadow and the place marked by a stake and a tag bearing the legend: "Cerions, 1915, K." These represent the initial planting of Colony K.

TABLE NO. 5.—First generation of Florida-grown *Cerion viaregis* from Colony E.

Serial No.	No. of whorls.	Measurements of shells.		Serial No.	No. of whorls.	Measurements of shells.		Serial No.	No. of whorls.	Measurements of shells.	
		Alt.	Diam.			Alt.	Diam.			Alt.	Diam.
		<i>mm.</i>	<i>mm.</i>			<i>mm.</i>	<i>mm.</i>			<i>mm.</i>	<i>mm.</i>
1	9.8	22.8	10.1	42	10.0	24.5	10.4	83	9.7	23.6	10.3
2	10.2	23.2	10.6	43	10.4	22.5	9.5	84	10.5	24.0	10.6
3	10.0	21.6	10.5	44	10.6	22.5	9.1	85	10.3	24.4	9.5
4	10.5	24.0	9.6	45	10.1	22.3	10.0	86	9.5	19.8	9.3
5	10.9	24.1	9.8	46	10.6	22.0	9.9	87	9.4	20.5	10.3
6	10.2	23.5	10.0	47	9.5	20.6	10.2	88	10.8	25.5	10.4
7	10.2	24.0	10.2	48	10.6	26.0	9.2	89	10.4	23.0	10.5
8	9.6	22.7	10.3	49	10.3	23.0	10.5	90	9.8	20.8	9.0
9	10.3	23.0	10.9	50	10.3	21.8	9.6	91	10.0	22.8	11.0
10	11.1	25.4	9.8	51	10.4	23.0	9.4	92	9.8	22.7	10.1
11	10.2	24.6	9.1	52	9.6	21.2	10.0	93	10.0	20.0	10.1
12	9.9	22.0	9.6	53	11.2	26.7	10.8	94	9.4	20.0	10.2
13	10.7	24.5	10.2	54	9.8	23.0	10.2	95	10.3	22.5	9.7
14	9.7	20.9	9.5	55	10.5	22.2	10.2	96	9.7	21.6	9.7
15	10.2	23.7	10.4	56	9.7	22.4	9.7	97	10.3	24.3	10.0
16	9.3	20.6	10.5	57	10.2	21.7	10.1	98	9.9	21.5	10.2
17	10.2	22.7	9.8	58	10.0	22.2	10.1	99	9.7	21.5	10.8
18	10.2	22.5	11.2	59	10.4	23.0	10.2	100	10.5	23.3	10.3
19	10.4	24.0	10.4	60	11.0	24.8	10.3	101	10.1	23.0	9.5
20	10.4	23.4	10.6	61	9.5	21.6	9.4	102	10.2	22.4	9.9
21	10.5	24.1	9.6	62	10.3	23.4	10.1	103	10.3	23.5	10.4
22	10.4	23.3	10.1	63	10.2	22.5	10.0	104	9.5	22.5	10.5
23	11.7	27.9	9.7	64	9.5	20.8	9.6	105	10.0	22.3	9.7
24	10.4	23.2	9.6	65	10.2	22.4	9.8	106	9.6	20.9	9.8
25	9.7	22.3	10.0	66	10.5	24.0	10.2	107	10.2	21.0	10.3
26	10.1	21.3	11.2	67	9.6	21.1	10.0	108	10.0	24.8	11.1
27	10.2	23.4	10.4	68	9.4	18.7	9.5	109	9.9	22.5	10.2
28	9.1	18.7	9.8	69	10.1	21.1	10.0	110	9.6	20.5	9.6
29	10.3	23.5	10.4	70	10.4	23.5	9.6	111	9.6	24.0	11.4
30	10.2	24.3	11.0	71	9.9	21.9	9.6	112	9.6	21.0	9.5
31	10.4	22.7	9.3	72	10.3	22.2	9.5	113	9.8	23.4	10.3
32	9.2	20.0	10.0	73	10.6	23.5	9.9	114	9.7	22.2	10.3
33	10.0	21.5	9.8	74	9.7	21.3	9.5	115	10.0	21.5	10.0
34	10.3	23.7	10.2	75	10.2	22.5	10.2	116	9.6	21.6	10.2
35	10.3	25.3	10.4	76	9.7	21.8	10.7	117	10.3	23.0	10.0
36	10.0	22.4	9.7	77	10.0	24.7	10.9	118	10.1	21.8	9.4
37	9.7	19.7	9.5	78	10.6	24.6	9.6	119	10.0	22.4	9.9
38	10.8	23.2	9.8	79	9.4	20.6	10.2	120	10.5	23.0	9.5
39	9.7	21.2	10.5	80	9.5	20.1	10.0	121	9.4	20.0	10.0
40	10.1	22.1	10.7	81	9.8	22.3	10.9	122	10.5	20.2	9.0
41	9.8	21.8	10.3	82	9.8	22.3	10.5	123	10.1	22.7	10.0

TABLE No. 5—First generation of Florida-grown *Cerion viaregis* from Colony E—continued.

Serial No.	No. of whorls.	Measurements of shells.		Serial No.	No. of whorls.	Measurements of shells.		Serial No.	No. of whorls.	Measurements of shells.	
		Alt.	Diam.			Alt.	Diam.			Alt.	Diam.
		mm.	mm.			mm.	mm.			mm.	mm.
124	10.2	24.5	9.4	168	10.0	24.0	10.4	212	10.2	22.0	9.5
125	9.3	19.7	10.3	169	9.5	20.7	9.8	213	9.5	21.5	9.8
126	9.6	21.9	9.5	170	10.1	24.1	10.3	214	10.0	23.1	10.5
127	10.2	23.2	10.2	171	10.0	22.6	9.7	215	9.8	21.3	9.7
128	10.5	24.4	9.6	172	12.0	21.7	9.9	216	10.8	25.3	10.0
129	10.0	22.1	10.3	173	10.0	23.2	10.0	217	10.0	23.4	10.1
130	9.2	19.6	9.5	174	9.7	20.9	9.4	218	10.3	23.3	10.6
131	10.0	22.4	10.5	175	10.7	25.5	10.0	219	10.0	22.1	9.9
132	10.2	23.2	9.6	176	9.1	20.0	10.2	220	9.7	21.1	9.9
133	10.2	23.5	10.7	177	9.7	21.5	9.6	221	10.1	23.7	10.6
134	10.0	22.3	9.8	178	9.7	20.7	9.5	222	10.0	23.8	11.2
135	10.9	26.4	9.9	179	10.3	24.0	9.2	223	9.7	20.5	10.0
136	9.6	20.5	10.0	180	10.3	22.1	9.6	224	9.5	22.2	11.0
137	11.3	24.7	9.1	181	10.2	23.9	9.9	225	10.4	21.3	10.0
138	10.5	23.0	10.0	182	9.6	20.7	10.0	226	10.4	22.5	10.0
139	10.0	21.7	10.1	183	10.1	23.0	11.0	227	9.4	19.8	10.3
140	10.6	23.6	10.0	184	10.0	23.2	10.5	228	9.8	21.6	10.1
141	10.1	23.4	10.3	185	9.6	22.2	9.6	229	9.2	21.0	10.5
142	10.2	24.4	9.9	186	10.1	23.5	10.6	230	10.6	25.1	10.3
143	9.9	22.3	9.9	187	9.6	20.0	8.8	231	9.6	22.6	10.6
144	9.8	21.5	10.4	188	10.0	22.0	9.5	232	10.0	23.0	10.2
145	9.7	21.8	9.7	189	10.0	21.9	9.5	233	10.8	23.4	10.0
146	9.6	21.4	10.3	190	10.0	20.3	10.2	234	10.8	22.5	9.9
147	10.5	24.3	10.2	191	10.6	24.0	9.6	235	9.7	19.3	9.7
148	10.2	23.5	10.0	192	9.5	21.6	9.6	236	10.1	23.0	10.0
149	10.9	24.3	9.9	193	9.9	21.7	10.0	237	9.7	21.3	10.1
150	9.9	22.7	10.0	194	10.3	23.9	10.3	238	9.7	21.1	9.0
151	10.0	21.8	9.4	195	10.6	23.5	9.9	239	10.1	20.7	10.5
152	10.1	20.4	10.3	196	10.1	24.2	10.0	240	9.9	22.0	9.3
153	10.3	23.4	9.7	197	10.1	24.0	10.9	241	8.9	20.0	10.2
154	11.1	24.0	10.0	198	10.2	24.1	10.2	242	9.9	22.8	10.7
155	10.0	21.1	9.5	199	10.4	22.4	9.7	243	10.2	23.3	9.5
156	9.8	21.0	10.0	200	10.2	22.5	10.6	244	9.3	20.3	9.7
157	10.1	21.7	10.3	201	9.4	21.1	10.0	245	9.5	20.8	9.6
158	10.2	22.0	10.2	202	10.2	23.0	10.1	246	10.2	22.4	10.0
159	10.0	22.4	9.9	203	9.6	20.3	9.5	247	9.4	20.0	9.1
160	9.5	21.2	10.0	204	10.0	21.9	9.5	248	9.6	23.3	10.0
161	10.3	23.0	10.1	205	9.5	20.8	9.8	249	10.4	23.8	10.0
162	9.4	22.0	9.7	206	10.1	23.5	10.0	250	10.2	23.9	10.2
163	10.1	21.0	9.5	207	10.4	24.7	10.4				
164	9.8	21.9	10.0	208	10.0	21.0	9.8				
165	9.7	22.0	9.4	209	10.1	23.7	10.7	Average.	10.05	22.47	10.02
166	10.2	21.5	9.7	210	10.3	22.8	10.0	Greatest.	12.0	27.9	11.4
167	10.2	24.5	10.5	211	10.4	22.2	10.1	Least...	8.9	18.7	8.8

In May 1916 Colony E resembled Colony A in development. The mollusks were spreading over a wide area and many young and adult shells were in evidence everywhere. The same conditions obtained in 1917, and in January 1919 we were able to state that this colony was spreading and multiplying rapidly. Young and old could be seen everywhere on the ground. Most of the old were partly burrowed in the tilted position, feeding or ovipositing. The extreme young, as usual, were mostly about the base of tussocks of grass. Half-grown specimens were also plentiful on the moist ground and on the lower portion of the bushes and grass.

TABLE No. 6.—Measurements of the first generation of Florida-grown *Cerion viaregis* from Loggerhead Key Colony F.

Serial No.	No. of whorls.	Measurements of shells.		Serial No.	No. of whorls.	Measurements of shells.		Serial No.	No. of whorls.	Measurements of shells.	
		Alt.	Diam.			Alt.	Diam.			Alt.	Diam.
		<i>mm.</i>	<i>mm.</i>			<i>mm.</i>	<i>mm.</i>			<i>mm.</i>	<i>mm.</i>
1	10.5	23.3	11.2	13	10.0	22.5	11.7	25	10.3	21.5	12.0
2	9.6	22.0	10.5	14	10.1	21.6	11.7	26	10.2	22.3	12.0
3	10.2	22.6	12.5	15	10.2	23.5	12.0	27	9.8	21.1	11.1
4	10.0	22.6	11.6	16	9.7	21.4	11.4	28	10.4	23.0	11.2
5	10.5	23.5	12.0	17	10.4	23.5	11.8	29	9.4	20.7	12.4
6	10.1	22.0	11.4	18	10.5	23.5	12.0	30	10.0	23.2	12.5
7	10.3	22.5	11.8	19	10.2	22.5	11.5				
8	10.5	23.4	11.0	20	9.7	21.3	12.2	Average.	10.15	22.53	11.68
9	10.3	22.0	11.5	21	10.6	24.2	12.0	Greatest.	10.6	24.2	12.5
10	9.4	20.0	11.7	22	10.6	23.3	11.8	Least...	9.4	20.0	10.5
11	10.6	23.0	11.6	23	10.2	22.8	11.3				
12	9.8	23.8	11.0	24	10.4	23.5	12.0				

TABLE No. 7.—Measurements of the first generation of Florida-grown *Cerion viaregis* from Loggerhead Key Colony F.

Serial No.	No. of whorls.	Measurements of shells.		Serial No.	No. of whorls.	Measurements of shells.		Serial No.	No. of whorls.	Measurements of shells.	
		Alt.	Diam.			Alt.	Diam.			Alt.	Diam.
		<i>mm.</i>	<i>mm.</i>			<i>mm.</i>	<i>mm.</i>			<i>mm.</i>	<i>mm.</i>
1	9.8	20.9	11.0	36	10.1	20.7	9.9	71	10.6	23.5	10.7
2	10.0	19.7	10.8	37	10.5	23.5	11.1	72	10.3	22.2	10.6
3	10.0	22.6	12.0	38	10.0	22.3	10.5	73	10.5	22.7	10.7
4	10.0	22.7	10.4	39	10.0	22.7	11.1	74	9.9	20.6	10.0
5	10.1	22.1	10.6	40	10.5	23.2	10.1	75	10.3	22.7	10.1
6	10.4	23.0	11.6	41	10.0	21.8	9.9	76	10.0	21.5	10.8
7	10.5	22.5	10.9	42	10.3	22.4	10.0	77	10.6	24.9	11.5
8	10.2	22.7	11.0	43	10.4	21.9	10.3	78	10.2	23.0	10.5
9	10.4	21.5	11.0	44	10.4	23.8	11.1	79	10.3	23.4	11.1
10	10.2	22.1	10.6	45	9.6	21.7	11.0	80	10.5	23.2	10.1
11	10.4	21.3	10.7	46	10.3	22.1	10.1	81	10.4	23.0	10.5
12	10.3	22.2	10.6	47	10.2	24.5	10.7	82	9.6	21.5	10.7
13	10.1	22.3	10.5	48	10.9	24.1	10.5	83	10.1	21.9	10.0
14	10.3	24.0	11.7	49	9.7	20.3	9.6	84	10.1	22.4	10.3
15	10.1	21.3	9.4	50	10.2	22.6	10.3	85	10.2	22.1	10.6
16	10.2	23.5	10.8	51	10.0	21.8	10.5	86	10.0	21.9	9.6
17	9.5	19.7	10.8	52	10.0	22.1	10.7	87	10.3	27.7	10.4
18	9.8	21.3	10.5	53	10.6	23.2	10.0	88	10.3	22.7	10.9
19	9.6	22.0	10.8	54	10.6	24.1	10.5	89	10.1	22.0	10.5
20	9.6	21.7	11.4	55	9.8	21.5	11.0	90	10.4	23.7	11.0
21	10.2	21.1	10.1	56	9.9	22.6	10.0	91	10.1	23.1	10.9
22	9.7	20.3	10.5	57	10.6	24.0	10.7	92	11.0	24.7	10.4
23	9.8	21.0	10.3	58	10.1	22.8	10.6	93	10.6	24.5	11.3
24	9.7	21.3	9.7	59	10.3	22.7	11.2	94	10.0	22.6	10.8
25	10.3	24.4	10.5	60	10.5	22.5	10.4	95	10.2	23.0	9.6
26	10.3	23.5	11.3	61	10.2	21.4	10.7	96	10.4	22.1	10.9
27	10.4	21.8	10.0	62	9.8	21.3	10.3	97	10.7	25.7	10.7
28	10.3	22.4	10.4	63	10.4	23.3	10.5	98	10.6	21.7	10.5
29	10.5	24.9	10.0	64	10.0	21.8	10.1	99	10.5	23.2	10.6
30	10.2	21.9	10.8	65	10.0	23.8	10.6	100	11.0	23.8	11.1
31	10.3	22.3	10.5	66	10.6	24.2	10.6				
32	11.5	26.8	11.6	67	10.0	23.1	11.3	Average.	10.2	22.59	10.6
33	9.6	22.3	10.6	68	9.8	21.3	10.3	Greatest.	11.5	27.7	12.0
34	9.6	23.7	11.8	69	10.5	23.3	10.7	Least...	9.5	19.7	9.4
35	10.0	20.6	10.4	70	10.0	22.5	10.3				

THE LOGGERHEAD KEY COLONY F.

This colony consisted of 500 specimens imported in 1914 from Bastian Point, Andros, the same locality from which the original specimens of *Cerion viaregis* were obtained. The colony was placed at the south end of Loggerhead Key, S. 24° W., from the long entrance stake and S. 80° W. from the double stake which marks Colony E. The colony was marked by a stake bearing a tag with the legend "Bastian Point, Andros, 1914."

In June 1915 the colony was thriving, although no young were observed, and it was deemed best not to disturb the ground in order to see if any were present.

In May 1916 we gathered 300 tips of the first generation and these were planted as Colony M.

In July 1917 we measured, photographed, and marked 30 adults and 7 almost full-grown specimens and planted them with Colony M. Table 6 gives the measurements.

In January 1919 we gathered, measured, and photographed 100 additional first generation Florida-grown specimens of Colony F. Table 7 gives the measurements; the photographs are shown on plates 22 and 23 and No. 85-100 on plate 24.

THE LOGGERHEAD KEY COLONY G.

The original planting of this colony consisted of 300 young specimens gathered from Colony E in April 1914, some of which were figured on plate 5, upper figure, and the 3 full-grown and 3 nearly full-grown individuals on plate 3, top row of the 1915 report. This colony is placed in a small meadow a little to the northeast of Colony E. It

TABLE No. 8.—Measurements of the first generation of Florida-grown *Cerion viaregis* from Loggerhead Key Colony K.

Serial No.	No. of whorls.	Measurements of shells.		Serial No.	No. of whorls.	Measurements of shells.		Serial No.	No. of whorls.	Measurements of shells.	
		Alt.	Diam.			Alt.	Diam.			Alt.	Diam.
1	10.3	20.0	9.8	19	10.9	24.2	11.0	37	9.8	21.1	9.6
2	10.0	22.8	10.9	20	10.0	22.0	10.0	38	9.8	22.5	10.8
3	10.5	24.4	11.2	21	10.6	24.8	10.2	39	10.2	22.8	10.0
4	10.1	22.7	11.1	22	10.3	23.6	10.0	40	9.5	21.5	10.4
5	9.5	21.4	10.4	23	9.5	20.0	9.8	41	10.8	23.2	10.2
6	10.8	23.2	11.7	24	10.5	22.6	10.7	42	9.7	21.0	9.5
7	9.8	20.0	11.0	25	10.1	22.2	10.7	43	9.4	21.1	10.6
8	10.2	23.6	11.3	26	10.3	23.6	11.0	44	11.2	26.0	10.7
9	10.3	21.9	10.8	27	10.2	23.0	10.8	45	10.7	23.7	10.3
10	10.8	23.2	10.0	28	9.6	20.2	10.3	46	10.0	21.5	11.4
11	10.1	22.3	10.0	29	9.9	22.8	10.1	47	10.9	23.8	10.1
12	9.2	20.4	9.6	30	10.2	22.0	10.1	48	9.9	22.3	9.5
13	10.9	24.0	9.6	31	10.2	21.8	10.0	49	9.9	21.1	9.8
14	10.2	23.0	10.5	32	9.2	20.0	9.8				
15	10.4	23.5	10.2	33	10.8	24.8	10.8				
16	10.7	22.3	10.1	34	10.1	23.7	10.2	Average.	10.21	22.53	10.37
17	11.2	25.5	10.4	35	10.3	22.0	10.1	Greatest.	11.2	26.0	11.7
18	10.4	22.9	10.2	36	10.2	22.0	10.7	Least . . .	9.2	20.0	9.5

is on a ridge in a scanty growth of *Uniola paniculata* and the place is marked by a stake bearing a tag with the legend "Cerions, Z." In June 1915 we gathered 49 adult or almost adult specimens from this colony. These were measured, photographed, and planted in a little meadow to the west of Colony F, at a place marked with a stake bearing the legend "Cerions, 1915, K." The measurements are shown in table 8, while the figures appear on plate 25.

In May 1916 we gathered 78 additional adult specimens of the first generation of Florida-grown individuals in this colony, which were photographed and returned to the stake marking this colony. For measurements of these see table 9, and for the pictures see plates 26 and 27 and figures 73-78 of plate 24.

TABLE NO. 9.—Measurements of the first generation of Florida-grown *Cerion viaregis* from Loggerhead Key Colony G.

Serial No.	No. of whorls.	Measurements of shells.		Serial No.	No. of whorls.	Measurements of shells.		Serial No.	No. of whorls.	Measurements of shells.	
		Alt.	Diam.			Alt.	Diam.			Alt.	Diam.
1	9.7	21.9	10.6	29	10.3	23.5	10.5	57	10.5	24.0	11.1
2	10.3	24.8	11.0	30	10.6	23.4	10.2	58	10.2	22.0	10.1
3	10.4	23.5	10.2	31	9.9	24.0	11.2	59	9.8	21.3	10.5
4	10.6	23.7	10.5	32	10.0	22.8	10.0	60	9.7	22.0	10.8
5	9.7	21.3	10.6	33	11.1	25.5	10.5	61	10.0	22.4	10.1
6	10.2	24.0	10.6	34	10.7	24.3	10.6	62	10.8	24.1	11.0
7	10.6	23.5	11.0	35	10.4	24.0	11.0	63	10.6	24.0	10.0
8	10.0	20.9	10.2	36	10.3	23.1	10.2	64	10.3	24.0	10.5
9	10.0	24.1	10.1	37	9.7	23.0	11.2	65	9.9	22.3	10.1
10	9.6	21.0	10.1	38	10.1	23.3	10.8	66	10.2	23.5	10.4
11	9.8	22.3	11.0	39	9.3	22.1	10.3	67	10.4	23.4	11.0
12	10.2	22.1	10.5	40	9.8	22.0	11.0	68	10.1	26.0	11.0
13	11.2	26.0	11.6	41	10.0	22.3	11.1	69	10.2	23.1	10.1
14	9.7	21.7	11.9	42	10.5	24.0	11.0	70	9.7	22.5	11.0
15	10.1	23.0	10.5	43	9.9	22.3	11.0	71	10.5	24.9	10.9
16	10.3	23.7	10.2	44	10.1	23.7	11.1	72	10.8	24.9	11.0
17	10.7	25.0	11.0	45	10.8	24.0	10.6	73	10.4	24.0	11.5
18	10.7	24.0	10.3	46	10.2	24.1	10.3	74	10.6	24.6	10.3
19	10.6	25.0	11.0	47	10.1	22.3	10.1	75	10.2	22.7	10.8
20	10.1	25.0	11.2	48	10.1	24.5	11.1	76	10.3	23.4	10.2
21	9.7	23.0	11.0	49	10.0	22.8	11.0	77	10.1	23.0	10.6
22	9.5	21.5	10.1	50	10.5	23.0	11.1	78	10.6	25.1	11.1
23	9.9	23.3	11.0	51	10.0	22.5	10.1				
24	10.8	27.0	11.0	52	9.3	21.7	10.5	Average.	10.2	23.39	10.7
25	10.1	24.0	10.3	53	10.2	23.0	10.4	Greatest.	11.2	27.0	11.9
26	10.3	23.8	11.1	54	10.1	23.2	10.6	Least...	9.3	20.9	10.0
27	10.1	23.1	11.1	55	10.2	23.0	10.4				
28	10.0	23.2	11.7	56	10.3	24.6	11.1				

In January 1919 we found many shells of various ages scattered over the ground, and the colony, although small, is doing well.

THE LOGGERHEAD KEY COLONY H.

On June 8, 1912, a planting of 500 each of *Cerion viaregis* and *Cerion casablancae* was made on the south side of the path leading from the light-house to the boat-house on the west shore, in order to determine if these two forms would cross when given an opportunity.

In May 1913 we observed that several dead *Cerion* shells, evidently belonging to this colony, were occupied by small hermit crabs in the neighborhood.

In April 1914 we found that part of the ground occupied by this colony had been burned over and quite a number of the shells destroyed. Most of the living shells were in the fringe of live bay cedars. As we did not deem this habitat quite suitable, we cleared the place thoroughly by pulling the cactus and cutting the grass. This exhaustive search resulted in the recovery of 200 *Cerion casablancae* and 150 *Cerion viaregis* and a single young tip. We planted all this material in a new location, which will be referred to in the future as Colony I.

In June 1915 quite a number of specimens were discovered in the fringe of bay cedars bordering the west side of the original planting which we overlooked in 1914. We left these undisturbed.

In May 1916 we found that this colony had again been subjected to a severe burning and it was doubted if anything had survived.

No specimens were seen in 1917.

In January 1919 this place was so heavily overgrown with *Uniola paniculata* that it was impossible to see anything of *Cerions* that might have escaped our collecting and the fire.

THE LOGGERHEAD KEY COLONY I.

This colony (consisting of 200 *Cerion viaregis*, 150 *Cerion casablancae*, and a single tip which were transferred from Colony H in April 1914) is located in the second meadow northwest of Colony E, in a coarse calcareous sand plain having a good stand of *Sporobolus virginicus*, the whole being fringed by bay cedars.

The colony was doing well in June 1915, but in May 1916 we found 55 of the planted mollusks dead; of these 28 belonged to *Cerion viaregis* and 27 to *Cerion casablancae*; 18 young individuals of various sizes were also observed.

In July 1917 we discovered some adult first generation Florida-grown *Cerions* in this colony, but all were readily referable to either *Cerion casablancae* or *Cerion viaregis*. Apparently no crossing had taken place.

In January 1919 we gathered up all the material discoverable in this planting and secured 58 marked and 43 unmarked specimens of *Cerion viaregis* and 54 marked and 105 unmarked *Cerion casablancae*. All the unmarked specimens, which represent the first generation of Florida-grown material, were at once referable to one or the other of the two species; no intermediates of any kind appeared. It seems reasonable, therefore, to believe that these two species do not cross. This is not at all surprising when one considers the differences in the anatomical structures, as pointed out in the anatomical discussion of the various forms transplanted.

THE LOGGGERHEAD KEY COLONY K.

In June 1915 we gathered 646 specimens of the first generation of Florida-grown individuals at Colony E, of which 250 were photographed and measured and reported under that colony. The entire lot was then planted in a little meadow to the west of Colony E, which is separated from Colony K by a fringe of bay cedars. They are in the north end of this meadow, the ground being covered by a mixed growth of *Uniola paniculata* and *Sporobolus virginicus*. The planting is marked by a stake bearing a tag with the legend "Cerions, 1915, K."

TABLE NO. 10. —Measurements of the second generation of Florida-grown *Cerion viaregis* from Loggerhead Key Colony K.

Serial No.	No. of whorls.	Measurements of shells.		Serial No.	No. of whorls.	Measurements of shells.		Serial No.	No. of whorls.	Measurements of shells.	
		Alt.	Diam.			Alt.	Diam.			Alt.	Diam.
		<i>mm.</i>	<i>mm.</i>			<i>mm.</i>	<i>mm.</i>			<i>mm.</i>	<i>mm.</i>
1	9.5	22.5	10.8	36	10.0	22.3	11.1	71	10.1	22.0	10.8
2	10.0	23.0	10.0	37	9.9	20.7	11.3	72	10.2	22.2	10.8
3	10.4	23.5	10.1	38	10.6	22.9	10.1	73	10.0	22.4	11.8
4	10.0	21.4	10.8	39	10.1	21.9	10.5	74	9.6	22.8	11.4
5	10.5	24.8	10.7	40	10.5	23.0	11.2	75	10.3	22.2	10.0
6	10.4	24.1	11.0	41	10.5	24.0	11.3	76	11.0	22.7
7	10.0	22.3	10.7	42	10.6	23.0	10.0	77	10.0	21.5	11.0
8	10.0	23.7	11.1	43	10.0	22.1	10.6	78	10.1	22.0	12.0
9	10.5	24.4	11.3	44	10.2	22.6	10.7	79	10.5	24.2	11.0
10	10.3	23.0	10.6	45	10.6	25.4	10.2	80	10.0	22.3	10.4
11	10.2	24.5	11.7	46	10.1	22.4	11.2	81	10.1	23.1	10.2
12	10.0	22.2	10.3	47	10.5	23.3	10.6	82	9.9	21.3	10.3
13	10.2	22.6	11.0	48	10.5	23.8	9.6	83	10.0	23.0	11.0
14	10.9	25.0	11.4	49	10.2	22.1	10.3	84	10.2	23.2	10.2
15	10.3	23.4	10.5	50	11.3	26.0	11.9	85	8.4	17.3	11.0
16	10.2	23.0	10.5	51	9.6	22.5	10.8	86	10.0	21.3	10.8
17	10.0	24.6	10.6	52	10.1	24.7	11.0	87	10.2	23.2	11.1
18	10.2	23.4	11.1	53	10.0	22.2	11.0	88	10.2	21.9	10.6
19	10.0	21.5	11.0	54	9.5	22.0	10.9	89	10.5	24.8	10.9
20	10.2	22.5	11.6	55	10.3	23.8	12.3	90	10.1	22.0	10.9
21	9.6	21.9	11.3	56	9.8	21.0	11.4	91	10.3	23.0	11.4
22	10.6	23.1	11.7	57	10.4	23.0	10.0	92	10.1	22.6	10.4
23	10.5	23.8	10.6	58	10.0	22.2	11.0	93	11.1	23.8	10.2
24	10.6	23.7	11.4	59	10.9	23.4	10.7	94	10.1	24.4	9.7
25	10.3	22.2	10.7	60	10.2	22.2	10.5	95	10.8	23.5	10.7
26	10.2	22.7	11.0	61	9.9	20.6	10.6	96	10.5	23.1	10.0
27	10.0	24.0	10.4	62	10.3	23.8	11.1	97	10.5	24.0	10.2
28	10.0	22.3	11.3	63	10.5	26.8	11.0	98	10.6	24.0	11.6
29	10.1	21.6	10.7	64	9.6	19.9	10.2	99	10.0	22.0	9.9
30	10.9	23.6	11.7	65	11.2	24.8	11.0	100	10.2	22.1
31	10.0	22.0	11.0	66	11.0	25.0	11.0				
32	10.2	24.5	10.9	67	9.8	21.2	11.2	Average.	10.22	22.86	10.84
33	10.1	22.0	10.7	68	9.8	21.9	11.0	Greatest.	11.3	26.8	12.3
34	10.3	23.2	11.6	69	10.2	21.4	10.1	Least...	8.4	17.3	9.6
35	11.1	23.8	11.5	70	9.8	21.2	10.1				

This colony was thriving in May 1916.

In July 1917 we found 2 adults of the second generation as well as a large number of young individuals.

In January 1919 this colony was again examined and 100 adult specimens of the second generation were secured, measurements of which are given in table 10 and photographs of them on plates 28 and 29.

THE LOGGERHEAD KEY COLONY M.

In May 1916 we planted 300 tips taken from Colony F, representing the first generation of Florida-grown *Cerion viaregis* of the 1914 planting. This colony was placed a little south of the entrance stake to Colony E, on the inner edge of the outer sand dune, which is covered by a mixed growth of *Uniola paniculata* and *Sporobolus virginicus* with a few bay cedars and small specimens of *Tournefortia*. The place is marked by a stake and a tag bearing the legend "Cerions, 1916, M."

In July 1917 we gathered, measured, and photographed 26 full-grown individuals of this colony (table 11); 30 adult and 7 almost adult from Colony F were added to the colony on this date.

TABLE No. 11.—Measurements of the first generation of Florida-grown *Cerion viaregis* Loggerhead Key Colony M.

Serial No.	No. of whorls.	Measurements of shells.		Serial No.	No. of whorls.	Measurements of shells.		Serial No.	No. of whorls.	Measurements of shells.	
		Alt.	Diam.			Alt.	Diam.			Alt.	Diam.
		mm.	mm.			mm.	mm.			mm.	mm.
1	10.2	23.0	12.0	11	9.7	21.2	10.9	21	10.1	23.1	13.0
2	10.2	22.0	11.5	12	10.8	23.8	12.0	22	9.7	21.2	12.0
3	10.5	24.0	11.4	13	10.9	24.5	11.0	23	10.2	22.3	11.4
4	10.4	23.2	11.4	14	10.1	22.7	11.7	24	9.4	20.0	11.2
5	10.0	23.8	12.1	15	10.2	22.0	12.0	25	9.6	21.0	11.3
6	10.1	22.4	11.5	16	10.2	24.5	13.0	26	9.8	21.2	11.0
7	9.5	20.1	11.8	17	10.2	24.1	11.5				
8	10.2	23.6	12.4	18	10.5	21.7	12.0	Average.	10.14	22.63	11.71
9	10.0	22.7	11.9	19	10.2	23.5	11.6	Greatest.	10.9	24.5	13.0
10	10.8	24.1	11.4	20	10.2	22.8	11.5	Least...	9.4	20.0	10.9

In June 1919 we collected 100 adults and 35 tips of the second generation of *Cerion viaregis*. The adults were photographed and measured. The photographs are shown on plates 30 and 31, while the measurements are given in table 12. The whole lot was planted as Colony P.

THE LOGGERHEAD KEY COLONY P.

This colony, when planted in January 1919, consisted of 100 adult and 35 tips of the second generation Florida-grown *Cerion viaregis* taken from Colony K. It is about 60 feet northwest of the entrance stake to Colony E on the east side, a little west of the line between the entrance stake and the light-house. The coarse calcareous sandy ground is covered by a scattered growth of *Sporobolus virginicus* and *Uniola paniculata* and fringed with bay cedars. The place is marked by a short stake bearing a tag with the legend "Cerions, 1919, P."

THE LOGGERHEAD KEY COLONY Q.

Colony Q consists of 100 adult and 5 tips of *Cerion viaregis* from Colony M, second generation Florida-grown individuals. It is on the outer dune on the east side, about 200 feet north of the entrance stake

to Colony E. The ground here is covered by a scattered growth of *Uniola paniculata* and *Sporobolus virginicus*. The place is marked by a short stake bearing a tag with the legend "Cerions, 1919, Q."

TABLE NO. 12.—Measurements of the second generation of Florida-grown *Cerion viaregis* from Loggerhead Key Colony M.

Serial No.	No. of whorls.	Measurements of shells.		Serial No.	No. of whorls.	Measurements of shells.		Serial No.	No. of whorls.	Measurements of shells.	
		Alt.	Diam.			Alt.	Diam.			Alt.	Diam.
		<i>mm.</i>	<i>mm.</i>			<i>mm.</i>	<i>mm.</i>			<i>mm.</i>	<i>mm.</i>
1	11.1	25.5	10.8	36	10.3	23.3	10.3	71	10.6	25.2	11.4
2	10.2	22.0	10.6	37	11.3	25.4	12.3	72	10.0	24.3	11.6
3	10.0	22.3	10.4	38	10.2	23.8	11.1	73	11.1	22.7	10.8
4	10.2	22.0	10.0	39	10.4	22.8	11.3	74	10.4	23.5	10.7
5	11.3	24.5	9.8	40	10.3	25.0	11.0	75	10.5	25.9	10.6
6	10.5	24.7	11.2	41	10.4	23.0	10.3	76	10.4	24.8	12.0
7	9.4	20.7	10.2	42	10.7	24.2	11.0	77	10.0	21.3	10.8
8	10.0	21.8	9.3	43	10.5	22.7	10.2	78	10.6	22.5	10.3
9	10.5	23.7	9.7	44	10.3	22.5	10.6	79	9.6	21.3	9.8
10	10.2	21.8	10.3	45	10.9	24.9	12.2	80	10.1	21.4	12.0
11	10.9	24.6	10.2	46	9.8	20.5	10.3	81	10.1	25.1	11.5
12	10.5	23.9	10.4	47	10.8	23.8	10.7	82	10.0	23.9	11.8
13	10.2	23.6	11.0	48	10.8	23.3	12.1	83	9.9	21.2	10.3
14	10.1	21.8	10.3	49	9.7	20.9	9.6	84	9.2	19.4	9.7
15	10.3	22.7	9.8	50	10.2	23.0	10.6	85	10.6	24.5	10.6
16	10.2	24.2	10.7	51	10.3	23.8	10.7	86	9.3	21.8	10.2
17	10.0	20.8	10.3	52	10.6	22.2	10.4	87	10.6	24.7	10.5
18	10.4	23.7	10.5	53	10.2	23.2	10.0	88	10.1	21.8	12.0
19	10.3	22.1	10.0	54	10.6	24.8	11.8	89	9.7	21.1	10.0
20	10.1	23.0	9.9	55	10.0	23.7	11.1	90	9.9	19.9	10.6
21	10.7	24.3	10.0	56	11.0	26.0	11.8	91	10.5	24.0	10.5
22	9.8	22.6	11.1	57	10.5	25.3	10.3	92	10.3	22.5	11.2
23	10.3	23.9	11.1	58	10.3	24.0	11.9	93	11.0	26.3	11.0
24	10.5	25.1	11.1	59	11.2	24.9	10.7	94	10.3	23.0	10.8
25	10.6	23.5	10.3	60	10.3	22.1	10.6	95	10.1	22.3	11.0
26	10.4	23.0	10.4	61	10.8	25.5	10.3	96	10.2	23.0	10.2
27	10.5	23.4	10.4	62	10.7	24.6	11.5	97	10.1	23.7	10.8
28	11.3	28.1	12.1	63	10.1	22.9	9.8	98	10.1	23.0	11.2
29	10.3	22.1	10.4	64	10.6	22.9	10.9	99	10.3	23.6	11.4
30	10.1	23.0	11.0	65	11.1	27.3	11.6	100	9.3	21.0	9.9
31	10.3	22.5	10.6	66	10.4	24.2	11.2				
32	10.2	20.2	10.2	67	10.6	24.4	11.8	Average.	10.33	23.24	10.73
33	10.1	23.1	11.0	68	11.0	25.2	10.5	Greatest.	11.3	28.1	12.3
34	10.1	20.2	10.2	69	10.3	23.3	10.8	Least...	9.2	19.4	9.3
35	10.0	21.2	10.5	70	9.9	21.0	10.7				

THE LOGGERHEAD KEY COLONY R.

This consists of 200 of the first generation of Florida-grown *Cerion viaregis* from Colony F, and is planted 140 feet west of Colony M, in a small meadow supporting a scattered growth of *Uniola paniculata* and *Sporobolus virginicus*. The place is marked by a short stake bearing a tag with the legend "Cerions, 1919, R."

DISCUSSION OF DATA.

FIRST GENERATION OF FLORIDA-GROWN CERION VIAREGIS.

In reviewing the pictures of all the first-generation specimens of Florida-grown *Cerion viaregis* and comparing them with the check series of specimens found on Andros Island, Bahamas, one is led to the conclusion that, as far as general shape and sculpture are concerned, little or no new variations have appeared in the Florida-grown specimens. Whatever variation occurs in the Florida specimens is also to be found in the check series from Andros Island. An analysis of the measurements of the first generation of all the Florida-grown specimens gives the results shown in table 13.

TABLE No. 13.—*First generation Florida-grown Cerion viaregis.*

Colony.	No. of whorls.	Altitude.	Greater diameter.	No. of specimens.
<i>Averages:</i>				
Second Key north of Sands Key	10.03	<i>mm.</i> 22.82	<i>mm.</i> 10.40	76
Boca Grande Key	10.31	23.57	10.46	107
Loggerhead Key, Colony E	10.05	22.47	10.02	250
Loggerhead Key, Colony F, 1917	10.15	22.53	11.68	30
Loggerhead Key, Colony F, 1919	10.20	22.59	10.60	100
Loggerhead Key, Colony G, 1915	10.21	22.73	10.37	49
Loggerhead Key, Colony G, 1916	10.20	23.39	10.70	78
Loggerhead Key, Colony M	10.14	22.63	11.71	26
Average of all Florida-grown first generation	10.16	22.84	10.74	716
Average of check series	10.08	22.56	11.13	
<i>Greatest:</i>				
Second Key north of Sands Key	11.0	25.8	11.4	
Boca Grande Key	11.2	27.1	11.6	
Loggerhead Key, Colony E	12.0	27.9	11.4	
Loggerhead Key, Colony F, 1917	10.6	24.2	12.5	
Loggerhead Key, Colony F, 1919	11.5	27.7	12.0	
Loggerhead Key, Colony G, 1915	11.2	26.0	11.7	
Loggerhead Key, Colony G, 1916	11.2	27.0	11.9	
Loggerhead Key, Colony M	10.9	24.5	13.0	
Greatest of all Florida-grown first generation	12.0	27.9	13.0	
Greatest of check series	11.0	27.0	12.7	
<i>Least:</i>				
Second Key north of Sands Key	8.9	19.2	9.5	
Boca Grande Key	9.5	20.2	9.0	
Loggerhead Key, Colony E	8.9	18.7	8.8	
Loggerhead Key, Colony F, 1917	9.4	20.0	10.5	
Loggerhead Key, Colony F, 1919	9.5	19.7	9.4	
Loggerhead Key, Colony G, 1915	9.2	20.0	9.5	
Loggerhead Key, Colony G, 1916	9.3	20.9	10.0	
Loggerhead Key, Colony M	9.4	20.0	10.9	
Least of all Florida-grown first generation	8.9	18.7	8.8	
Least of check series	9.1	19.0	9.0	

Table 13 indicates merely that we have in this Florida-grown material a very slightly larger range of variation, but no difference in type. The largest number of whorls observed in any member of this generation is 12 mm. and the least 8.9 mm. In the check series we find 11 mm. and 9.1 mm. The largest altitude observed in this generation was 27.9 mm. and the smallest 18.7 mm., while in the check series the largest was 27 mm. and the smallest 19 mm. The greater diameter of our Florida-grown material was 13 mm. and the least 8.8 mm., whereas in the check series we obtained 12.7 mm. for the largest measurement and 9 mm. for the least. A comparison of the average measurements of all the Florida-grown first generation material with the average measurement of the check series presents the following:

Number of whorls, 10.16 for the Florida-grown specimens and 10.08 for the check series.
Altitude, 22.84 mm. for the Florida-grown generation and 22.56 for the check series.
Greatest diameter, 10.74 mm. for the Florida-grown specimens against 11.13 mm. for the check series.

The trifling discrepancies in measurements, therefore, as well as sculpture, enable us to say that the amount of increased variation noted in the Florida-grown material is practically *nil*. It is not at all unreasonable to believe that if an equally large number of Bahama shells had been subjected to analysis parallel results might have been obtained.

SECOND GENERATION OF FLORIDA-GROWN CERION VIAREGIS.

Of the second generation of Florida-grown *Cerion viaregis*, we have now had 208 specimens from three different colonies. Table 14 gives the measurable data presented by these and makes a comparison with the check series from Andros Island, Bahamas.

This discloses that the second generation of Florida-grown material of *Cerion viaregis* is also slightly more variable than the check series of Bahama material, for here we find that the greatest number of whorls is 11.3 mm., while in the check series it is 11 mm. The altitude measurement is 28.1 mm. against 27 mm. of the check series, while the average greater diameter is a little less than that of the check series, namely, 12.3 mm. against 12.7 mm. The least number of whorls observed in any of the members of the second generation of Florida-grown *Cerion viaregis* is 8.4 mm., while in the check series the least observed was 9.1 mm. The least altitude of the Florida-grown specimens is 17.3 mm. against 19 mm. of the check series, and the least diameter is 9.3 mm. against 9 mm. of the check series.

Table 15 shows that in the number of whorls the second Florida-grown generation presents only a negligible increase over the Bahaman check series and the first Florida generation; it likewise shows an average altitude measurement a little higher than the other two, but an average diameter measurement halfway between the check series and

TABLE NO. 14.—*Second generation of Florida-grown Cerion viaregis.*

Colony.	No. of whorls.	Altitude.	Greater diameter.	No. of specimens.
<i>Averages:</i>				
Second Key north of Sands Key.....	10.21	<i>mm.</i> 22.95	<i>mm.</i> 10.87	8
Loggerhead Key, Colony K.....	10.22	22.86	10.84	100
Loggerhead Key, Colony M.....	10.33	23.24	10.73	100
Average of all Florida-grown second generation.....	10.25	23.01	10.81	208
Average of check series.....	10.08	22.56	11.13	
<i>Greatest:</i>				
Second Key north of Sands Key.....	11.1	24.2	11.3	
Loggerhead Key, Colony K.....	11.3	26.8	12.3	
Loggerhead Key, Colony M.....	11.3	28.1	12.3	
Greatest of all Florida-grown second generation.....	11.3	28.1	12.3	
Greatest of check series.....	11.0	27.0	12.7	
<i>Least:</i>				
Second Key north of Sands Key.....	9.6	21.0	10.2	
Loggerhead Key, Colony K.....	8.4	17.3	9.6	
Loggerhead Key, Colony M.....	9.2	19.4	9.3	
Least of all Florida-grown second generation.....	8.4	17.3	9.3	
Least of check series.....	9.1	19.0	9.0	

TABLE NO. 15.—*Comparison between check series of Cerion viaregis and first and second generation of Florida-grown specimens.*

	No. of whorls.	Altitude.	Greater diameter.
<i>Averages:</i>			
Check series.....	10.08	<i>mm.</i> 22.56	<i>mm.</i> 11.13
First generation Florida-grown specimens.....	10.16	22.84	10.74
Second generation Florida-grown specimens.....	10.25	23.01	10.81
<i>Greatest:</i>			
Check series.....	11.0	27.0	12.7
First generation Florida-grown specimens.....	12.0	27.9	13.0
Second generation Florida-grown specimens.....	11.3	28.1	12.3
<i>Least:</i>			
Check series.....	9.1	19.0	9.0
First generation Florida-grown specimens.....	8.9	18.7	8.8
Second generation Florida-grown specimens.....	8.4	17.3	9.3

the first generation. The specimen having the greatest number of whorls in the second generation has less than the specimen having the greatest number of whorls in the first generation. In that respect it is nearer to the specimen having the greatest number of whorls in the check series, but the amount of variation there may again be said to be negligible. In altitude we find one specimen in the second genera-

tion which exceeds by 1.2 mm. any found in the check series or in the first generation. Cerions are fairly variable in measurements, as shown in our series, and this one large exceptional specimen does not really mean anything in this instance.

The greatest diameter presented by any specimen of the second generation is a little less than that presented by any member of the check series or the first generation. When it comes to the least measurement we find that in the number of whorls the second generation has given us a specimen with 8.4 whorls, which is less than that presented by any form of the check series or the first generation. In the altitude measurements, too, we find one specimen with 17.3 mm., which is considerably less than the altitude of the two other groups, while in the measurement of the diameter the least diameter shown by any specimen of the second generation is slightly greater than that of the check series or the members of the first generation. However, it is perfectly safe to say that all the variations presented by the Florida-grown first and second generation specimens do not speak for any material change having taken place within this group. I feel perfectly confident that all the variations presented here are entirely within the range of *Cerion viaregis* as it occurs at Bastian Point. This, then, means that the changed environment to which we have subjected these organisms in transplanting them to Florida has not affected them in such a way as to produce such differences as one observes between the various colonies in the Bahamas. That is, that *Cerion viaregis* seems to be quite stable within its normal limits of variation and appears to adhere to these limits even when subjected to a decidedly changed environment.

CERION CASABLANCÆ BARTSCH.

Of this species 100 specimens have been taken at random from a lot collected in the White House region on Andros. Figures of these are given upon plates 32-34. Their measurements are shown in table 16. These specimens are entered as Cat. No. 334723, U. S. N. M., and No. 13 is selected to serve as type.

THE COLONY ON THE FIRST RAGGED KEY NORTH OF SANDS KEY.

On this key 500 specimens of *Cerion casablancae* were planted in June 1912, on a sandy ridge on the middle of the outside of the key. Here we have a fringing element of bay cedar to the seaward, as well as on the inner margin of the dune. The dune itself contains a sparse growth of *Sporobolus virginicus*, some *Hymenocallis*, and a very dense matting of *Sesuvium portulacastrum*.

On April 25, 1913, we found most of the planted specimens attached to the stems and leaves of the succulent *Sesuvium*; they seemed to be thriving in this new habitat. We also discovered 3 young shells having 1.3, 1.5 and 2 postnuclear whorls respectively.

TABLE No. 16.—*Check series of Cerion casablancae.*

Serial No.	No. of whorls.	Measurements of shells.		Serial No.	No. of whorls.	Measurements of shells.		Serial No.	No. of whorls.	Measurements of shells.	
		Alt.	Diam.			Alt.	Diam.			Alt.	Diam.
		<i>mm.</i>	<i>mm.</i>			<i>mm.</i>	<i>mm.</i>			<i>mm.</i>	<i>mm.</i>
1	10.6	24.1	12.0	36	10.1	24.9	13.8	71	11.0	27.1	13.5
2	10.4	26.9	12.9	37	12.1	32.9	13.8	72	10.4	26.2	12.6
3	11.0	26.7	11.3	38	10.4	26.2	13.2	73	11.0	25.8	14.6
4	11.3	28.3	12.8	39	11.0	28.3	14.5	74	11.1	26.9	12.7
5	10.4	24.0	11.0	40	10.8	26.6	14.8	75	10.6	27.6	13.6
6	10.9	26.0	12.6	41	11.5	29.0	14.3	76	10.9	26.2	14.1
7	10.9	26.9	12.5	42	10.1	25.2	13.6	77	10.9	25.3	14.0
8	10.0	25.0	11.8	43	11.9	30.0	13.2	78	11.3	28.0	14.0
9	10.6	25.5	11.5	44	11.2	27.0	13.9	79	11.1	27.5	14.3
10	10.4	26.8	12.6	45	10.8	26.5	11.8	80	10.5	24.6	13.9
11	10.9	25.3	12.8	46	10.1	24.9	12.9	81	10.9	25.5	15.0
12	11.2	29.2	13.4	47	10.9	27.2	14.3	82	11.1	27.3	13.1
13	10.7	27.6	13.7	48	10.9	26.4	13.5	83	10.6	26.3	14.2
14	10.6	26.0	13.2	49	11.1	29.4	13.6	84	11.0	26.1	12.7
15	11.0	27.3	14.4	50	11.1	27.1	14.4	85	10.9	25.1	14.1
16	11.1	29.4	14.5	51	10.7	26.5	14.0	86	10.1	26.0	13.2
17	11.6	30.3	13.8	52	10.5	25.1	13.5	87	10.5	25.8	15.1
18	11.2	31.4	14.8	53	10.7	28.5	14.6	88	10.5	26.8	14.5
19	10.8	28.0	13.2	54	10.2	24.2	13.2	89	11.1	27.0	14.4
20	12.1	31.6	13.5	55	10.8	27.3	13.4	90	11.4	26.0	13.7
21	12.0	31.5	15.0	56	10.6	28.2	15.1	91	10.6	25.3	13.5
22	10.9	26.7	13.2	57	10.6	26.0	15.6	92	10.8	26.5	13.5
23	11.5	27.7	14.2	58	10.6	25.2	13.1	93	10.8	24.8	14.0
24	11.1	25.8	15.2	59	11.4	28.2	14.0	94	10.4	25.7	14.4
25	11.5	29.2	13.5	60	10.5	25.8	13.7	95	10.4	24.7	13.7
26	11.5	29.2	14.5	61	11.2	28.5	14.0	96	11.4	30.0	14.0
27	11.2	29.0	14.0	62	10.7	28.3	14.3	97	10.9	25.4	15.0
28	10.9	27.7	13.1	63	11.9	26.6	14.5	98	11.5	31.6	14.5
29	11.8	30.9	14.3	64	10.5	26.7	13.5	99	11.0	27.9	15.0
30	11.4	28.9	13.0	65	10.6	26.3	15.5	100	10.8	28.6	15.3
31	11.3	29.5	14.3	66	11.5	29.4	13.2				
32	11.1	27.6	13.2	67	10.5	26.0	14.2	Average.	10.92	27.19	13.7
33	11.0	29.8	14.4	68	10.8	26.3	13.9	Greatest.	12.1	32.9	15.6
34	11.1	28.7	12.8	69	10.7	26.4	14.2	Least...	10.0	24.0	11.0
35	10.2	25.2	14.0	70	11.4	27.0	11.9				

In 1914 a house was built in the midst of our plantation, but this has not materially affected this planting; 50 young secured in April 1914 were taken to Sands Key to start a new colony.

In June 1915 we secured 23 adult specimens of the first generation of Florida-grown shells, which we measured and photographed, together with 45 young, varying from a quarter-grown to almost adult, on the same sand ridge upon which the original planting was made, but about 50 feet to the north of it. Later we discovered 13 additional adults of the first generation, which we likewise marked and added to this planting. The 23 specimens photographed are represented on plate 35 and their measurements are given in table 17.

In 1919 we found that the key had been transferred to a new purchaser, who was cutting off the bushes. Most of the ground containing our second plantation had been completely burned over and we were

TABLE No. 17.—Measurements of the first generation of *Florida-grown Cerion casablancae* from the first Ragged Key north of Sands Key.

Serial No.	No. of whorls.	Measurements of shells.		Serial No.	No. of whorls.	Measurements of shells.		Serial No.	No. of whorls.	Measurements of shells.	
		Alt.	Diam.			Alt.	Diam.			Alt.	Diam.
		mm.	mm.			mm.	mm.			mm.	mm.
1	10.0	26.7	13.8	10	10.7	29.6	14.0	19	10.1	28.0	13.0
2	10.0	24.7	12.5	11	10.5	29.5	13.8	20	10.5	26.9	13.3
3	11.0	25.2	14.0	12	10.9	29.3	13.3	21	10.1	27.0	12.9
4	10.0	24.0	13.5	13	10.8	30.1	14.0	22	10.3	27.6	13.3
5	10.8	27.4	12.6	14	10.3	28.9	13.9	23	10.0	26.2	12.5
6	10.5	30.3	14.0	15	10.8	29.3	14.0	Average. Greatest. Least...	10.45	28.31	14.1
7	10.1	31.0	13.9	16	10.7	29.0	14.2				
8	11.1	31.3	14.0	17	10.0	28.9	15.0				
9	10.9	32.0	14.0	18	10.2	28.1	14.2		10.0	24.0	12.5

able to find only 2 of the marked shells and 2 which belong to the second generation. These are numbers 24 and 25 of plate 35. The original planting about the house escaped the burning, but we fear that the new buildings which are to be erected, as well as the human activities which are to be displayed upon this key, will probably exterminate this planting. The measurements of two specimens of the second Florida-grown generation are given in table 18.

TABLE No. 18.

No. of whorls.	Alt.	Diam.
11	mm. 31.3	mm. 14.4
10.2	26.6	15.0

THE COLONY ON SANDS KEY.

In April 1914 we planted 50 tips, varying in size from nepionic shells to half-grown individuals. These were placed in the middle of the first sand stretch south of the north end on the seaward side. The place is marked by a skinned, bleached, white tree, which forms a conspicuous landmark on the sea-side. There were two lesser dead trees on each side of the taller stump. The specimens were placed in a patch of grass near the base of the outer dead tree, which appeared to be a very favorable habitat.

In June 1915 we found only a single half-grown specimen, and since then not one has been discovered. Previous experience, however, would lead us to believe that it is possible that members of this little colony may still survive and in course of time may populate the region.

THE COLONY ON INDIAN KEY.

On June 1, 1912, we placed 500 specimens of *Cerion casablancae* about the ruins of an old house on the bay side of the key. When we visited this planting on April 26, 1913, the Cerions were doing well, some of them having moved fully 60 feet from the place where they had been dropped. Most of those seen were on dead sticks, usually clustered in groups, though many were on the rank growth of *Sesuvium portulacastrum* which threatens to overrun the place. We found 20 of the planted

specimens dead among the material gathered on this date, and we thought it possible that this might be due to the too luxuriant growth of *Sesuvium*, and therefore deemed it best to move the colony. We placed 225 living specimens near the southern part of the westerly one of two foundation walls north of the cistern, and marked the situation with a stake.

On April 22, 1914, this new colony was still in force, but we were unable to find any young individuals. The old planting was completely overrun with rank vegetation, even more rank than on the previous year; in fact it was impossible to determine if any specimens had survived.

In May 1916 the Cerions were doing well at both plantings. We gathered 18 adult living specimens of the first generation of Florida-grown individuals and 31 of those originally imported at the second planting. The Florida-grown individuals were measured and marked and placed about 5 feet east of the stone wall, which is a remnant of a house on the east end of the key, while we replanted the Bahama material a little west of the center of the second stone wall.

The original planting, which was completely swamped by a rank growth of vegetation during the past two years, seemed to have survived quite well. This year the drought was so great that the grass was dried up to a large extent. Even the cacti had a shriveled appearance

TABLE No. 19.—Measurements of the first generation of Florida-grown *Cerion casablancae* from Indian Key.

Serial No.	No. of whorls.	Measurements of shells.		Serial No.	No. of whorls.	Measurements of shells.		Serial No.	No. of whorls.	Measurements of shells.	
		Alt.	Diam.			Alt.	Diam.			Alt.	Diam.
1	10.8	28.0	12.7	8	10.2	26.1	12.9	15	10.2	27.0	11.8
2	11.0	31.0	13.0	9	9.8	28.4	13.8	16	10.2	27.0	13.5
3	10.6	28.4	13.0	10	10.6	27.3	12.3	17	10.3	27.0	12.3
4	11.3	29.0	13.3	11	10.4	26.0	12.8	18	11.0	29.0	12.3
5	10.2	27.5	12.2	12	10.2	24.0	13.0				
6	10.0	25.3	12.2	13	10.4	27.0	12.1	Average.	10.5	27.45	12.72
7	10.5	29.1	12.8	14	11.3	27.0	13.0	Greatest.	11.3	31.0	13.8
								Least...	9.8	24.0	11.8

and this enabled us to discover 29 of the originally planted Cerions, 49 adult Florida-grown individuals, and 15 tips. We planted the Florida-grown individuals in one place at the inner edge of the grass, about 45 feet east and a little to the left of the stone wall, looking landward.

In 1917 and 1918 this colony was not visited.

On January 21, 1919, when we again visited Indian Key, the old plantation was completely swamped with a growth of *Sesuvium*,

Uniola paniculata, and cacti. The planting in the interior was in even worse condition, for, in addition to the cacti and other rank vegetation, a complete invasion of huge agaves covered the territory and made it literally impossible to move about except where one actually cut a path through the bayonet-like agave leaves. We were therefore unable to secure any material of the second generation from this colony.

THE COLONY ON BAHIA HONDA KEY.

On June 2, 1912, we placed 500 specimens of *Cerion casablancae* on the northeast side of the deep cut which runs parallel with the outer beach. The ground supported a scattered growth of palmetto and grass.

On April 22, 1913, the place was completely overrun with sand spurs, *Cenchrus echinatus*, in full fruit, which made a search for mollusks a trying task.

On April 23, 1914, we found 10 adult specimens and 3 nearly adult of the first generation of Florida-grown individuals. The measurements are shown in table 20 and the figures of the specimens are shown on plate 5 of the 1915 report.

On April 26, 1915, the colony was visited again and 58 full-grown individuals of the first Florida-grown generation and 23 ranging from quarter-grown to almost full-grown were found. Most of these speci-

TABLE NO. 20.—Measurements of the first generation of Florida-grown *Cerion casablancae* from Bahia Honda Key.

Serial No.	No. of whorls.	Measurements of shells.		Serial No.	No. of whorls.	Measurements of shells.		Serial No.	No. of whorls.	Measurements of shells.	
		Alt.	Diam.			Alt.	Diam.			Alt.	Diam.
1*	11.0	mm. 31.5	mm. 13.5	6	10.5	mm. 31.0	mm. 14.4	Average. Greatest. Least...	10.67 11.0 10.3	mm. 29.71	mm. 13.30
2**	11.0	32.8	13.4	7	11.0	30.2	13.2			mm. 32.8	mm. 14.4
3	10.3	29.0	13.3	8	10.4	25.5	12.1			mm. 24.5	mm. 12.1
4	10.8	29.8	13.2	9	10.4	24.5	13.5				
5	10.7	33.0	13.5	10	10.6	29.8	13.0				

* Length estimated.

** Shell not quite adult.

mens were in the ditch. The material on top of the flat seemed to have been completely wiped out by a destructive fire that had swept part of the key. We marked and measured 56 and planted 55 of them. For measurements see table 21 and for figures see plates 36 and 37.

On May 20, 1916, we again visited Bahia Honda Key and found 22 full-grown specimens of the first Florida-grown generation; some of these were fully 150 feet from the stake where they were originally planted. Not a single specimen of the originally transplanted material was evident and it seems as if all of these had perished in the fire of 1915 to which we have referred. In 1916 the snails were largely confined to the inner edge of the ditch. The colony of Florida-grown

individuals planted on the seaward side of the ditch seemed to have become completely lost in the very rank and dense growth of *Uniola paniculata*. It will be necessary to cut this down before a report can be made on this colony.

TABLE NO. 21.—Measurements of the first generation of Florida-grown *Cerion casablancae* from Bahia Honda Key.

Serial No.	No. of whorls.	Measurements of shells.		Serial No.	No. of whorls.	Measurements of shells.		Serial No.	No. of whorls.	Measurements of shells.	
		Alt.	Diam.			Alt.	Diam.			Alt.	Diam.
		<i>mm.</i>	<i>mm.</i>			<i>mm.</i>	<i>mm.</i>			<i>mm.</i>	<i>mm.</i>
1	11.1	26.9	12.9	21	11.0	29.5	13.2	41	10.3	27.3	13.0
2	10.3	27.0	13.0	22	10.4	25.5	12.7	42	10.9	29.5	13.1
3	11.2	31.2	12.9	23	11.0	30.7	12.9	43	10.5	28.2	14.2
4	10.8	27.0	12.8	24	10.3	28.0	14.0	44	11.0	30.0	12.5
5	10.4	26.8	12.2	25	10.6	27.0	12.6	45	11.2	30.2	13.5
6	10.5	29.2	12.5	26	10.8	27.5	11.9	46	11.3	31.0	12.5
7	11.0	30.0	13.3	27	10.5	27.8	12.5	47	11.2	31.5	14.2
8	10.9	28.7	12.6	28	11.2	28.9	12.5	48	11.0	29.0	12.8
9	9.9	27.0	14.0	29	11.0	28.3	12.2	49	10.6	27.0	12.8
10	11.4	27.7	13.5	30	10.9	32.7	13.4	50	10.6	25.5	13.0
11	10.6	28.7	13.6	31	10.8	27.1	13.2	51	10.4	25.1	12.0
12	11.4	29.8	13.0	32	10.3	28.4	13.0	52	10.8	28.2	12.8
13	11.1	30.5	13.5	33	11.0	28.0	12.9	53	10.4	28.0	12.2
14	11.0	28.0	12.2	34	10.3	28.3	13.0	54	10.8	29.0	14.0
15	10.9	29.0	12.5	35	10.5	25.5	11.9	55	10.7	27.0	12.8
16	10.6	28.0	12.9	36	10.4	27.0	13.0	56	11.2	30.5	12.7
17	10.8	27.0	12.6	37	11.2	32.0	14.0				
18	10.5	27.2	13.9	38	10.5	26.3	12.6	Average.	10.76	28.4	12.96
19	11.2	28.1	12.3	39	10.6	29.0	13.1	Greatest.	11.4	32.7	14.2
20	10.5	29.0	13.6	40	10.6	29.2	13.5	Least...	9.9	25.1	11.9

Bahia Honda was not visited in 1917 or 1918.

On January 20, 1919, the planting along the sides of the ditch was doing well, and also that on the sea side of the ditch, but we were not certain whether the unmarked specimens here consisted of second generation Florida-grown material or whether these might be first-generation specimens which had crossed the ditch. It seemed as if the ditch might have been crossed, judging from specimens found in such locations. We were therefore unable to give these any status or to make a positive statement regarding the second generation on Bahia Honda.

COLONIES OF CERION CASABLANCAE ON LOGGERHEAD KEY.

On this key seven plantings have been made of this species. These represent the Cerion colonies A, B, C, H, I, J, and O.

THE LOGGERHEAD KEY COLONY A.

The first planting of *Cerion casablancae* was made on June 8, 1912, when 500 specimens were placed in a meadow covered with a sparse growth of *Sporobolus virginicus*, *Cyperus brunneus*, and cacti on the

east side of the path, 600 feet north of the lighthouse. This colony was marked by a stake bearing the legend: "Cerions, 1912, A."

In May 1913 our animals were doing well and without much difficulty we discovered 82 young, one having as many as 7 postnuclear whorls. The cacti seemed to be making altogether too much progress in their invasion of this field, so we thinned them out materially.

In April 1914 we easily gathered 615 young in various stages of growth, from mere nepionic tips to adults; 20 adult of the first generation were figured in the 1915 report, plate 2, top and bottom rows, as well as a lot of young on plate 4 and bottom figure of plate 5. The 100 specimens represented on the lower figure of plate 5 were marked and planted as colony 6, while the 500 tips represented on plate 4 formed the initial planting of Colony B. The 20 adult specimens were fully discussed in the 1915 report.

TABLE No. 22.—Measurements of the first generation of Florida-grown Cerion casablancae from Loggerhead Key Colony A.

Serial No.	No. of whorls.	Measurements of shells.		Serial No.	No. of whorls.	Measurements of shells.		Serial No.	No. of whorls.	Measurements of shells.	
		Alt.	Diam.			Alt.	Diam.			Alt.	Diam.
1	11.4	<i>mm.</i>	<i>mm.</i>	9	11.6	<i>mm.</i>	<i>mm.</i>	16	10.9	<i>mm.</i>	<i>mm.</i>
2	11.1	30.1	12.3	10	11.5	30.2	12.0	17	11.2	26.3	11.0
3	10.5	29.0	12.0	11	11.2	28.1	12.3	18	10.4	27.2	11.8
4	12.0	31.7	13.6	12	11.9	*27.8	11.8	19	10.6	26.5	12.8
5	10.6	12.0	12.3	13	11.1	28.2	12.5			26.0	12.0
6	11.3	32.0	14.5	14	10.5	26.5	12.8				
7	11.4	28.1	11.7	15	11.1	25.0	11.3	Average.	11.17	28.80	12.28
8	11.9	31.2	13.0			28.0	11.5	Greatest.	12.0	34.0	14.5
		31.4	12.1					Least...	10.4	25.0	11.0

* Altitude estimated; shell not adult.

In June 1915 we re-examined this colony and found it doing exceedingly well. It had spread materially; adults and young were seen everywhere within a radius of 50 feet from the stake marking the spot where the planting was first made. Some of the mollusks had taken to the fringe of bay cedars and had even crossed the path and were in the bushes at the western end of it, but preferred the grass in the shade of the shrubs. In 1914 we had placed 162 of the originally planted material at the base of the stake. Of these, we found 56 dead in 1915. The removing of the epiphragm and replanting them during the bright part of the day may have affected them adversely, and while we were easily able to find 217 adult and 47 young Florida-grown individuals in this colony, we refrained from measuring them because we feared that they might represent a mixture of first and second Florida-grown generations, so we allowed them simply to remain as they were.

In 1916, 1917, and 1919 this colony was found in a most flourishing condition. When visited in January 1919 the ground everywhere was covered with adult and young. They had crossed the path and entered

among the bay cedars on the west side of the path, where they seemed to be thriving well. This we considered rather unusual, for our previous experience had been that they commonly avoided the ground occupied by bay cedars or the dead leaves of these plants. The region occupied by Colony A at present seems to be as densely populated as was the original home in the Bahamas.

THE LOGGERHEAD KEY COLONY B.

On June 27, 1914, Colony B was started with 500 tips (see plate 4 of the 1915 report), which were offsprings of Colony A. These were placed 150 feet distant and a little south of east of the stake which

TABLE No. 23.—Measurements of the first generation of Florida-grown *Cerion casabiancae* from Loggerhead Key Colony B.

Serial No.	No. of whorls.	Measurements of shells.		Serial No.	No. of whorls.	Measurements of shells.		Serial No.	No. of whorls.	Measurements of shells.	
		Alt.	Diam.			Alt.	Diam.			Alt.	Diam.
		<i>mm.</i>	<i>mm.</i>			<i>mm.</i>	<i>mm.</i>			<i>mm.</i>	<i>mm.</i>
1	11.2	28.1	12.0	43	11.4	29.3	12.1	85	10.7	27.5	11.6
2	11.3	28.5	11.5	44	11.7	31.5	12.2	86	11.8	28.4	10.9
3	10.9	30.3	12.4	45	11.4	31.2	12.9	87	10.2	26.3	12.4
4	10.7	29.0	12.1	46	11.2	28.7	11.9	88	10.8	26.2	11.0
5	10.9	27.2	12.0	47	10.4	25.3	11.0	89	11.4	32.0	12.4
6	11.7	30.2	11.9	48	11.2	29.0	12.0	90	11.0	30.8	12.4
7	11.1	28.6	12.0	49	11.5	27.8	11.1	91	10.8	28.5	12.2
8	10.6	27.1	11.4	50	10.1	27.3	13.0	92	11.4	30.0	12.5
9	10.7	27.2	11.6	51	11.1	27.8	10.8	93	10.1	22.3	10.2
10	11.2	30.0	12.6	52	11.1	26.5	11.2	94	10.1	27.5	11.8
11	10.8	29.6	12.7	53	11.8	30.3	11.7	95	10.5	28.4	12.9
12	11.0	30.9	12.0	54	11.3	31.0	12.1	96	10.8	26.0	10.8
13	11.2	31.3	12.8	55	11.4	30.0	11.5	97	10.6	29.0	12.5
14	11.1	30.0	12.4	56	11.2	29.5	12.9	98	11.0	27.6	12.7
15	11.2	31.1	11.4	57	11.0	27.8	12.1	99	10.9	30.7	12.9
16	11.2	29.1	11.7	58	10.1	27.5	11.5	100	10.5	26.3	10.9
17	10.7	27.3	12.5	59	11.1	30.5	11.8	101	11.0	27.8	11.0
18	10.7	27.4	11.6	60	11.1	28.0	11.1	102	10.8	29.2	13.0
19	10.6	26.0	11.6	61	10.6	26.7	12.1	103	10.9	27.5	10.6
20	10.9	30.1	12.0	62	10.1	28.2	12.3	104	10.9	26.9	11.2
21	11.5	31.0	11.1	63	10.2	26.5	12.1	105	11.1	26.4	11.3
22	10.5	27.0	11.6	64	10.3	25.7	11.1	106	12.0	29.0	11.7
23	11.0	26.0	10.7	65	10.2	24.7	11.9	107	10.5	27.6	11.9
24	11.0	29.0	12.0	66	10.8	27.4	12.5	108	10.4	26.0	11.4
25	11.2	28.9	11.5	67	11.8	30.7	12.3	109	10.8	26.6	11.0
26	10.5	26.5	11.7	68	10.9	27.8	11.6	110	10.9	26.5	10.9
27	10.8	26.0	11.6	69	11.2	29.5	12.1	111	10.2	23.7	11.0
28	10.8	25.3	11.0	70	11.1	29.1	12.0	112	9.5	27.0	11.7
29	10.5	27.7	11.2	71	10.9	29.6	12.7	113	11.2	31.6	12.0
30	10.8	31.0	12.5	72	10.1	24.7	11.2	114	11.8	28.7	12.0
31	11.1	28.9	11.2	73	11.0	26.1	11.6	115	10.3	26.5	12.0
32	11.4	30.6	12.1	74	11.2	27.5	11.4	116	10.6	27.8	11.5
33	11.4	27.6	10.7	75	10.6	28.2	12.3	117	10.8	29.1	11.8
34	10.0	27.2	12.3	76	10.4	26.7	11.8	118	10.6	26.0	11.5
35	10.5	28.7	12.0	77	10.8	27.0	11.5	119	10.6	28.6	11.9
36	11.8	30.0	12.1	78	10.2	25.0	11.0	120	10.7	26.8	11.8
37	10.7	29.6	11.9	79	10.8	29.5	12.7	121	10.6	27.4	11.6
38	11.9	30.4	12.0	80	10.4	28.0	12.3	122	10.8	26.5	11.0
39	10.8	28.7	12.0	81	10.5	27.0	12.7				
40	11.2	30.6	12.8	82	10.4	24.3	11.0				
41	10.7	29.2	12.2	83	10.7	27.1	12.2	Average.	10.87	28.11	11.82
42	10.9	27.7	12.9	84	11.1	26.7	11.5	Greatest.	12.0	32.0	13.0
								Least...	9.5	22.3	10.2

marked the original planting. They were in the southeast corner of the same meadow in which the original planting was made, in conditions apparently identical with those prevailing in the territory occupied by Colony A. The place is marked with a stake bearing the legend "Cerions X."

On June 28, 1915, we recovered 122 full-grown and 17 immature specimens from this colony; these we measured, marked, photographed, and planted in a new location as Colony J, which see. Their measurements are given in table 23 and their photographs are shown on plates 38 to 41.

In May 1916 we gathered 73 adults of the first generation of Florida-grown individuals. Measurements of these are given in table 24, the specimens are figured on plates 42 and 43.

TABLE No. 24.—Measurements of the first generation of Florida-grown *Cerion casablancae* from Loggerhead Key Colony B.

Serial No.	No. of whorls	Measurements of shells.		Serial No.	No. of whorls.	Measurements of shells.		Serial No.	No. of whorls.	Measurements of shells.	
		Alt.	Diam.			Alt.	Diam.			Alt.	Diam.
1	11.3	28.8	12.3	27	11.3	29.0	12.0	53	10.7	27.7	11.8
2	11.5	30.0	13.5	28	10.5	27.5	13.0	54	10.3	27.3	12.5
3	10.7	27.6	13.1	29	11.0	27.5	12.5	55	11.6	31.5	12.8
4	10.6	27.7	13.5	30	11.7	29.1	11.5	56	11.4	31.4	13.0
5	10.7	28.0	12.0	31	11.7	30.0	12.0	57	10.8	29.5	12.3
6	11.3	32.2	13.0	32	10.8	27.1	12.1	58	10.8	30.0	12.5
7	11.0	29.2	13.0	33	10.2	27.4	13.0	59	11.4	29.0	12.5
8	11.2	30.0	12.4	34	11.1	27.8	12.3	60	10.9	30.8	13.7
9	11.0	28.8	12.5	35	11.8	31.5	12.3	61	10.4	28.5	13.0
10	11.4	31.5	13.1	36	11.0	30.0	13.2	62	10.9	27.9	12.5
11	10.1	25.5	12.4	37	10.1	23.2	12.2	63	11.0	29.0	12.3
12	11.5	28.5	12.0	38	10.2	28.3	12.7	64	10.1	29.5	13.1
13	10.7	28.0	12.9	39	11.0	32.7	13.9	65	11.2	29.7	12.0
14	10.4	26.2	13.0	40	10.7	28.2	12.5	66	11.3	30.0	11.8
15	11.4	30.2	13.1	41	11.2	29.2	11.5	67	10.8	27.7	13.0
16	10.7	28.0	12.5	42	12.0	31.2	13.0	68	11.0	29.6	12.0
17	10.9	29.0	12.2	43	10.2	25.7	12.0	69	11.2	29.2	12.3
18	11.0	29.0	12.5	44	11.2	29.3	13.0	70	10.7	27.0	12.4
19	11.1	31.0	13.8	45	10.1	26.7	12.1	71	11.1	26.6	11.5
20	12.4	34.4	14.0	46	11.6	26.7	11.8	72	11.3	29.5	13.2
21	10.6	26.4	13.5	47	11.0	27.7	12.5	73	11.0	27.7	11.6
22	10.6	29.2	13.2	48	10.2	25.0	12.5				
23	10.7	28.6	12.5	49	11.3	29.4	12.7	Average.	10.96	28.7	12.59
24	11.1	27.4	12.3	50	10.7	26.9	12.3	Greatest.	12.4	34.4	14.0
25	10.7	28.0	12.7	51	10.9	28.3	12.8	Least . . .	10.1	23.2	11.5
26	11.3	30.0	13.1	52	10.6	27.2	12.1				

LOGGERHEAD KEY COLONY C.

On June 27, 1914, we planted 100 marked immature specimens of the first generation of Florida-grown individuals from Colony A, on the west side of the path between the laboratory and the lighthouse, about 135 feet south of the stake marking Colony A. This planting was in the northeast corner of a large meadow bearing a tag with the legend "Cerions Y."

On June 27, 1915, we recovered 36 adults, which were measured, photographed, and replaced. The measurements can be seen in table 25 and the specimens are depicted on plate 44.

TABLE No. 25.—Measurements of the first generation of Florida-grown *Cerion casablancae* from Loggerhead Key Colony C.

Serial No.	No. of whorls.	Measurements of shell.		Serial No.	No. of whorls.	Measurements of shell.		Serial No.	No. of whorls.	Measurements of shell.	
		Alt.	Diam.			Alt.	Diam.			Alt.	Diam.
1	10.8	26.2	10.0	15	11.0	28.0	12.0	29	10.5	27.3	12.3
2	11.0	27.4	11.1	16	10.9	31.5	12.1	30	10.8	25.7	10.5
3	11.0	28.5	12.0	17	11.4	30.0	12.4	31	11.0	28.5	12.5
4	11.8	30.2	11.9	18	10.1	24.3	11.2	32	11.2	27.5	11.6
5	11.1	26.1	11.2	19	10.3	25.5	11.1	33	11.4	28.3	11.5
6	10.8	29.6	12.2	20	10.6	27.0	11.9	34	11.4	26.5	11.1
7	10.8	29.7	13.1	21	10.7	28.0	12.0	35	11.2	30.6	12.0
8	10.1	30.0	13.1	22	10.7	27.7	11.8	36	10.8	30.0	12.6
9	10.7	26.9	11.4	23	11.2	28.4	11.6				
10	10.5	26.8	11.6	24	10.1	27.3	13.0	Average.	10.9	28.26	11.83
11	10.8	28.2	11.3	25	10.8	26.5	12.5	Greatest.	11.8	31.9	13.1
12	10.7	27.9	11.6	26	11.0	31.3	12.8	Least...	10.1	24.3	10.0
13	11.5	30.9	11.4	27	10.9	28.8	12.3				
14	11.8	31.9	11.4	28	11.1	28.3	11.7				

In May 1916 we added to this colony 73 adults of the first-grown Florida generation from Colony B, and also the 7 living specimens from Colony J.

In July 1917 we found 9 specimens of the second generation.

In 1918 the colony was not visited, but in January 1919 we found 100 adult specimens of the second generation from this colony. Measurements of these are shown in table 26 and figures thereof are given on plates 45-47. These specimens, together with 25 tips of the second generation, were planted as Colony O. (See page 43.)

THE LOGGERHEAD KEY COLONIES H AND I.

These are discussed under Colonies H and I of *Cerion viaregis*. (See pages 25 and 26.)

THE LOGGERHEAD KEY COLONY J.

In June 1915 we placed 122 adult and 14 immature Florida-grown, first-generation Cerions in a little clearing on the east side of the path, halfway between the laboratory and Colony A. The place was marked by a stake and a tag bearing the legend "Cerions, 1915, J."

In May 1916 we recovered 121 of these, but all except 7 were dead. They had not left the region about the stake where we had dropped them. It is probable that our planting them during the heat of the day with their epiphragm broken may have had this disastrous effect. The 7 living specimens were placed with Colony C.

No specimens were observed in 1917, but in January 1919 we found a few in the region of this planting, which goes to show that it is never quite safe to say that a colony is extinct.

TABLE NO. 26.—Measurements of the second generation of Florida-grown Cerion casablanca from Loggerhead Key Colony C.

Serial No.	No. of whorls.	Measurements of shell.		Serial No.	No. of whorls.	Measurements of shell.		Serial No.	No. of whorls.	Measurements of shell.	
		Alt.	Diam.			Alt.	Diam.			Alt.	Diam.
1	10.9	mm.	mm.	36	10.1	mm.	mm.	71	9.8	mm.	mm.
2	11.0	27.3	13.2	37	10.3	27.1	13.0	72	10.3	26.7	12.5
3	11.4	27.9	14.1	38	10.3	28.1	14.0	73	11.1	27.0	14.6
4	12.1	30.2	13.4	39	10.3	24.2	11.6	74	11.1	27.3	12.3
5	10.6	30.0	13.0	40	11.2	25.7	12.1	75	10.7	28.3	13.7
6	11.2	28.0	13.7	41	11.2	26.7	13.5	76	9.9	23.5	12.2
7	11.1	28.9	12.2	42	10.5	26.2	14.6	77	11.3	28.5	12.5
8	11.1	28.3	12.6	43	11.1	29.1	13.5	78	11.1	28.1	13.7
9	11.1	27.5	12.7	44	11.4	27.4	13.5	79	10.6	24.5	12.7
10	11.5	30.1	14.0	45	10.8	29.3	12.5	80	10.6	27.4	13.3
11	10.7	26.5	13.4	46	11.1	27.8	13.7	81	11.1	29.1	12.5
12	10.7	27.8	13.0	47	11.3	29.0	14.4	82	10.3	24.5	12.7
13	10.1	24.2	12.5	48	11.1	27.8	13.7	83	11.1	27.6	13.6
14	10.9	28.4	12.7	49	11.0	28.0	13.3	84	11.0	27.5	12.1
15	10.8	26.2	13.1	50	10.0	25.6	14.8	85	10.6	28.3	12.7
16	11.4	27.5	13.3	51	11.2	27.6	13.4	86	11.6	28.5	12.0
17	10.2	27.5	13.7	52	10.8	25.9	13.0	87	10.2	25.5	13.2
18	10.6	25.1	12.2	53	10.5	27.0	13.0	88	10.9	25.8	11.8
19	11.2	29.6	14.0	54	10.5	25.0	11.9	89	11.5	28.7	12.9
20	11.4	27.9	11.8	55	10.1	24.5	12.7	90	11.0	28.2	13.7
21	11.5	28.9	14.0	56	10.7	24.0	12.7	91	11.1	26.1	11.5
22	10.2	23.7	11.3	57	11.0	27.3	12.0	92	10.6	26.9	13.2
23	10.3	26.4	12.8	58	11.0	25.8	12.5	93	11.1	28.1	13.5
24	11.1	25.6	12.3	59	10.6	26.9	12.4	94	10.6	26.7	13.1
25	11.4	29.0	12.3	60	9.9	25.8	13.5	95	10.6	25.2	12.5
26	11.3	30.7	14.0	61	10.7	28.2	12.7	96	10.4	25.4	12.0
27	11.7	31.3	14.2	62	9.7	24.6	12.1	97	11.4	28.2	13.2
28	10.8	26.3	11.7	63	11.6	29.0	13.0	98	11.4	27.6	12.7
29	10.8	25.1	10.1	64	10.9	29.1	13.0	99	11.1	26.7	12.6
30	11.2	29.7	13.0	65	10.4	28.0	13.0	100	9.8	23.2	11.8
31	11.5	30.7	13.0	66	10.8	29.0	13.2		10.4	24.6	11.3
32	10.2	27.6	12.8	67	10.0	24.4	12.1				
33	11.0	27.2	12.6	68	10.8	28.2	12.8	Average.	10.83	27.2	12.91
34	11.1	27.0	12.8	69	10.7	25.7	12.7	Greatest.	12.1	31.3	14.8
35	12.0	30.8	14.0	70	11.0	25.9	13.1	Least. . .	9.7	23.2	10.1
	10.2	26.1	13.0			27.5	13.5				

THE LOGGERHEAD KEY COLONY O.

This colony was started January 14, 1919, and consists of 100 adult shells (figured on plates 45-47) whose measurements are given in table 26, together with 25 tips of the second generation of Florida-grown individuals. They were taken from Colony C and were planted in a little meadow off the northeast corner of the laboratory.

DISCUSSION OF THE DATA.

FIRST GENERATION OF FLORIDA-GROWN CERION CASABLANCÆ.

An examination of the first generation of *Cerion casablançæ* grown on the various Florida keys reveals the fact that, so as far as type of structure is concerned, no deviation appears to have taken place beyond that found in material from the White House region of Andros. An analysis of the measurements of the first generation gives the results shown in table 27.

TABLE NO. 27.—First generation Florida-grown *Cerion casablançæ*.

Colony.	No. of whorls.	Altitude.	Greater diameter.	No. of specimens.
<i>Averages:</i>				
First Key north of Sands Key	10.45	28.31	14.10	23
Indian Key	10.50	27.45	12.72	18
Bahia Honda Key, 1914	10.67	29.71	13.30	10
Bahia Honda Key, 1915	10.76	28.40	12.96	56
Loggerhead Key, Colony A	11.17	28.80	12.28	19
Loggerhead Key, Colony B, 1915	10.87	28.11	11.82	122
Loggerhead Key, Colony B, 1916	10.96	28.70	12.59	73
Loggerhead Key, Colony C	10.90	28.26	11.83	36
Average of all Florida-grown first generation	10.79	28.47	12.70	4463
Average of check series	10.92	27.19	13.70
<i>Greatest:</i>				
First Key north of Sands Key	11.10	32.00	15.00	
Indian Key	11.30	31.00	13.80	
Bahia Honda Key, 1914	11.00	32.80	14.40	
Bahia Honda Key, 1915	11.40	32.70	14.20	
Loggerhead Key, Colony A	12.00	34.00	14.50	
Loggerhead Key, Colony B, 1915	12.00	32.00	13.00	
Loggerhead Key, Colony B, 1916	12.40	34.40	14.00	
Loggerhead Key, Colony C	11.80	31.90	13.10	
Greatest of all Florida-grown first generation	12.40	34.40	15.00	
Greatest of check series	12.10	32.90	15.60	
<i>Least:</i>				
First Key north of Sands Key	10.00	24.00	12.50	
Indian Key	9.80	24.00	11.80	
Bahia Honda Key, 1914	10.30	24.50	12.10	
Bahia Honda Key, 1915	9.40	25.10	11.90	
Loggerhead Key, Colony A	10.40	25.00	11.00	
Loggerhead Key, Colony B, 1915	9.50	22.30	10.20	
Loggerhead Key, Colony B, 1916	10.10	23.20	11.50	
Loggerhead Key, Colony C	10.10	24.30	10.00	
Least of all Florida-grown first generation	9.40	22.30	10.00	
Least of check series	10.00	24.00	11.00	

This analysis shows that we have a little larger range of variation in the first Florida-grown generation than in the check series from Andros Island, Bahamas. In the number of whorls the Florida-grown specimens vary from 12.4 to 9.4, while the check series varies from 12.1 to 10.

In altitude our Florida-grown material varies from 34.4 mm. to 22.3 mm. as against 32.9 mm. to 24 mm. in the check series. In diameter our Florida-grown specimens vary from 15 mm. to 10 mm., while in the check series the variation is from 15.6 mm. to 11 mm. These measurements, however, it should be remembered, cover 4,463 specimens and were we to examine a check series of equal size it is not at all improbable that these slight differences would also be present. In other words, the measurable characters show no decided change over anything that one might find in the Bahama material.

Of the second generation of Florida-grown specimens we have so far obtained only 102 specimens. These, like the first generation, show a little wider range of variation in measurements, but no differences in shell characters. The range of variation here is 12.1 to 9.7 whorls, while in the check series it is 12.1 to 10. In altitude the second generation varies from 31.3 mm. to 23.2 mm. against 32.9 mm. and 24 mm. of the check series. In greater diameter the variation is 15 mm. to 10.1 mm. against 15.6 mm. and 11 mm. We may therefore say that the summary remarks applying to the first generation also obtain here. Table 28 gives a little more detailed account of this generation.

TABLE No. 28.—*Second generation Florida-grown Cerion casablançæ.*

Colony.	No. of whorls.	Altitude.	Greater diameter.	No. of specimens.
<i>Averages:</i>				
First Key north of Sands Key.....	10.60	28.95	14.70	2
Loggerhead Key Colony C.....	10.83	27.20	12.91	100
Average of all Florida-grown second generation.....	10.71	28.07	13.80	102
Average of check series.....	10.92	27.19	13.70	
<i>Greatest:</i>				
First Key north of Sands Key.....	11.00	31.30	15.00	
Loggerhead Key Colony C.....	12.10	31.30	14.80	
Greatest of all Florida-grown second generation.....	12.10	31.30	15.00	
Greatest of check series.....	12.10	32.90	15.60	
<i>Least:</i>				
First Key north of Sands Key.....	10.20	26.60	14.40	
Loggerhead Key Colony C.....	9.70	23.20	10.10	
Least of all Florida-grown second generation.....	9.70	22.20	10.10	
Least of check series.....	10.00	24.00	11.00	

CERION CRASSILABRIS ("SHUTTLEWORTH" SOWERBY).

THE LOGGERHEAD KEY COLONY L.

In May 1915 Dr. Mayor collected a lot of specimens of *Cerion crassilabris*, at Balena Point, near Guanico Bay, Porto Rico, 800 of which we

planted in June of the same year in a little meadow on the west side of the south end of the island. The place of the planting is covered by a moderate growth of *Uniola paniculata* and is marked by a stake bearing a tag with the legend, "Porto Rico, 1915."

The check series, consisting of 100 specimens, Cat. No. 334724 U. S. N. M., taken at random from the collection which furnished the material planted on Loggerhead Key, yields the measurements shown in table 29. The specimens are figured on plates 48-50.

TABLE No. 29.—*Check series of Cerion crassilabris.*

Serial No.	No. of whorls.	Measurements of shells.		Serial No.	No. of whorls.	Measurements of shells.		Serial No.	No. of whorls.	Measurements of shells.	
		Alt.	Diam.			Alt.	Diam.			Alt.	Diam.
1	10.3	27.5	12.6	36	9.5	22.0	13.2	71	9.2	21.3	12.2
2	10.5	25.8	13.9	37	10.0	22.1	10.9	72	9.3	21.2	12.2
3	10.1	25.1	13.0	38	10.3	23.2	12.3	73	9.5	21.1	12.0
4	10.3	25.0	13.3	39	9.6	22.1	11.3	74	9.8	20.6	11.8
5	10.4	25.2	13.2	40	9.6	22.6	11.8	75	9.5	20.5	11.5
6	10.0	25.0	13.5	41	9.4	22.0	12.0	76	9.0	20.2	13.2
7	9.4	24.0	12.3	42	9.5	22.0	12.8	77	9.1	21.1	13.0
8	9.7	24.2	10.6	43	10.3	23.2	12.1	78	9.3	21.5	13.0
9	10.2	25.4	13.5	44	9.8	22.2	12.2	79	9.3	21.3	13.2
10	10.3	25.0	13.6	45	9.5	22.1	13.8	80	9.2	21.0	12.6
11	10.5	23.5	11.9	46	9.3	22.0	12.5	81	9.6	21.0	12.2
12	9.3	22.1	12.2	47	9.5	22.6	12.6	82	8.5	20.0	12.3
13	10.0	24.0	13.2	48	9.7	22.0	12.0	83	9.5	21.2	12.1
14	10.0	23.5	13.5	49	9.9	21.3	11.6	84	9.2	21.3	12.8
15	9.4	24.0	13.0	50	9.9	22.5	11.8	85	9.2	20.9	12.2
16	9.5	24.0	12.7	51	9.6	22.7	13.2	86	9.5	21.5	11.8
17	9.5	23.0	13.6	52	9.5	22.2	12.0	87	9.5	21.2	12.1
18	9.4	24.2	13.2	53	9.6	22.5	12.8	88	9.3	21.0	12.0
19	9.5	23.8	13.8	54	9.0	21.0	12.1	89	9.3	20.4	11.4
20	10.2	23.1	13.1	55	9.5	21.5	12.0	90	9.3	20.5	11.5
21	10.0	23.0	12.2	56	9.2	21.1	12.5	91	9.2	19.4	12.0
22	9.5	22.7	11.8	57	9.1	20.8	11.3	92	8.9	19.6	11.9
23	10.0	23.6	12.4	58	9.4	22.0	11.8	93	9.2	20.2	11.8
24	9.3	22.4	11.6	59	9.3	20.5	12.3	94	9.0	19.6	11.6
25	10.2	23.6	11.9	60	10.1	21.2	11.2	95	9.2	19.3	11.2
26	9.3	23.2	12.3	61	9.4	21.5	12.1	96	9.1	20.1	12.3
27	9.4	23.2	13.1	62	9.4	21.2	11.7	97	9.1	19.8	12.2
28	10.0	23.5	14.0	63	9.3	21.6	13.0	98	9.2	19.9	12.3
29	9.5	23.0	13.6	64	9.5	22.0	12.0	99	9.2	19.0	11.1
30	9.5	24.0	13.8	65	9.9	22.0	13.1	100	9.5	20.5	11.8
31	10.0	23.1	13.0	66	9.5	21.0	10.5				
32	9.4	22.9	13.4	67	9.3	20.9	11.7	Average.	9.55	22.13	12.41
33	9.4	22.6	13.7	68	9.1	20.3	12.2	Greatest.	10.5	27.5	13.9
34	9.4	23.7	12.8	69	9.8	21.1	12.2	Least...	8.5	19.0	10.6
35	9.6	23.5	13.0	70	9.2	21.3	13.1				

TABLE NO. 30.—Measurements of the first generation of Florida-grown *Cerion crassilabris* from Loggerhead Key Colony L.

Serial No.	No. of whorls.	Measurements of shells.		Serial No.	No. of whorls.	Measurements of shells.		Serial No.	No. of whorls.	Measurements of shells.	
		Alt.	Diam.			Alt.	Diam.			Alt.	Diam.
1	9.9	22.3	11.0	15	9.4	23.3	10.6	29	9.9	21.0	9.7
2	10.1	22.6	9.9	16	9.1	21.4	10.2	30	9.6	22.9	10.6
3	10.0	22.8	10.8	17	9.2	20.0	10.0	31	9.6	23.5	10.8
4	9.9	22.0	9.7	18	9.3	24.2	10.9	32	9.3	20.9	10.6
5	10.0	22.9	11.0	19	8.8	20.0	10.5	33	9.0	19.2	9.9
6	9.0	21.9	10.3	20	9.6	22.3	11.0	34	9.9	21.9	10.6
7	9.7	22.2	10.6	21	9.1	22.1	10.3	35	9.3	23.5	10.6
8	9.8	23.4	10.1	22	9.4	22.4	10.3	36	9.5	22.9	10.6
9	9.8	22.8	12.3	23	9.9	23.7	10.1				
10	10.0	23.3	10.3	24	9.4	20.9	10.0	Average.	9.55	22.29	10.49
11	9.8	23.0	11.4	25	9.5	21.8	9.9	Greatest.	10.1	25.4	12.3
12	9.6	23.5	10.6	26	10.1	25.4	10.6	Least . . .	8.8	19.2	9.7
13	9.1	21.4	10.5	27	9.2	21.4	10.7				
14	9.6	22.3	10.2	28	9.6	21.4	10.6				

The snails were doing well in May 1916.

In July 1917 no adult specimens of the first generation were located.

In January 1919 we obtained 36 adult and 4 almost adult individuals of the first generation, and many tips were in evidence at the base of tufts of grass. The 36 adult specimens were measured and their measurements are given in table 30, while the photographs of all the 40 are shown on plate 51. These 40 specimens form the basis of Colony S.

THE LOGGERHEAD KEY COLONY S.

This consists of 40 specimens of the first generation of Florida-grown *Cerion crassilabris*. They were planted in the northwest corner of the large meadow in which *Cerion uva* (Linnæus) is located. The planting is fringed for a great part by bay cedars and the ground contains a good growth of *Cyprus brunneus*, *Sporobolus virginicus*, and a scattered growth of cacti. The planting was marked by a stake bearing a tag with the legend: "Cerion, 1919, S."

The measurements of the first generation of Florida-grown *Cerion crassilabris* fall completely within the range of variations noted for the check series excepting in the case of the least diameter, where the Florida-grown shells show several specimens with the diameter a fraction of a millimeter narrower than in the check series.

A comparison of the figures (plate 51) with the check series will reveal that no appreciable change in outline or sculpture has taken place. We may therefore state that, as in the case of *Cerion viaregis* and *Cerion casablancae*, the changed environment to which we have subjected these specimens has not affected the progeny in any recognizable manner.

CERION UVA (LINNÆUS)

THE LOGGERHEAD KEY COLONY N.

On May 25, 1916, we planted 8,317 of this species which had been gathered by Dr. Ralph Arnold on Curaçao, Netherlands West Indies, in the southeastern end of the large central meadow in the southern end of the island. We first cleared the meadow of the abundant cactus growth. The ground here is largely fringed with bay cedars and covered with a good growth of *Sporobolus virginicus* and *Cyprus brunneus*.

From the above-mentioned collection 100 specimens, taken at random, Cat. No. 334725, U. S. N. M., yield the measurements given in table 31. These specimens are figured on plates 52 and 53.

In July 1916 large numbers of very small young were observed, but no adult Florida-grown individuals were present.

In January 1919 we found numerous young, but not a single adult Florida-grown shell.

TABLE No. 31.—Check series of *Cerion uva*.

Serial No.	No. of whorls.	Measurements of shells.		Serial No.	No. of whorls.	Measurements of shells.		Serial No.	No. of whorls.	Measurements of shells.	
		Alt.	Diam.			Alt.	Diam.			Alt.	Diam.
1	12.2	mm.	mm.	36	11.1	mm.	mm.	71	11.9	mm.	mm.
2	12.0	22.1	10.0	37	11.3	20.5	10.6	72	10.8	21.5	9.5
3	12.1	23.0	11.0	38	11.0	19.5	10.0	73	11.8	19.0	9.5
4	13.0	22.0	10.1	39	11.0	21.8	11.0	74	11.9	20.5	10.0
5	11.9	23.7	11.0	40	12.1	20.5	10.0	75	11.9	21.8	10.2
6	11.0	21.0	10.2	41	11.5	23.0	10.0	76	11.0	20.0	10.2
7	11.8	22.5	10.0	42	11.7	20.5	10.1	77	11.0	21.0	10.4
8	11.1	20.5	9.0	43	11.3	21.0	10.0	78	11.5	21.0	10.0
9	10.0	21.0	11.0	44	11.9	21.0	11.0	79	11.0	20.1	9.1
10	11.5	19.1	9.5	45	10.5	21.0	10.5	80	11.6	20.5	9.5
11	12.5	21.0	10.0	46	10.5	18.1	10.0	81	11.0	20.0	9.5
12	12.5	23.1	10.2	47	11.5	21.0	10.0	82	12.5	19.8	10.5
13	11.0	22.5	10.1	48	10.5	18.0	9.5	83	11.9	21.0	10.8
14	12.1	19.4	10.5	49	11.5	20.5	10.2	84	10.8	19.0	10.0
15	12.5	24.0	10.4	50	11.5	21.0	10.0	85	11.9	20.4	10.0
16	10.8	24.0	11.0	51	11.6	21.2	9.3	86	11.2	20.0	10.0
17	11.7	18.0	10.0	52	12.0	19.0	10.0	87	11.0	21.0	9.3
18	11.1	22.5	10.0	53	12.1	21.1	10.0	88	10.9	19.7	10.0
19	12.0	20.2	11.0	54	11.0	21.0	10.3	89	11.8	21.0	9.5
20	11.0	22.0	10.0	55	11.1	22.1	10.5	90	12.5	23.0	10.5
21	10.9	20.0	10.2	56	10.8	19.1	10.0	91	12.0	20.5	9.4
22	12.0	18.0	9.0	57	10.9	19.8	10.1	92	11.5	20.0	10.0
23	12.8	22.0	9.5	58	11.2	21.0	10.0	93	11.3	21.0	9.5
24	11.9	23.1	9.9	59	11.9	21.9	9.9	94	11.9	21.0	9.0
25	11.9	21.5	11.0	60	11.6	21.5	9.1	95	11.0	20.0	10.3
26	10.0	22.9	9.4	61	11.0	20.0	10.0	96	11.0	20.0	10.3
27	12.0	18.8	10.4	62	11.9	21.6	10.0	97	11.8	20.5	10.0
28	12.0	21.0	9.0	63	10.8	19.0	9.3	98	10.9	19.6	9.5
29	12.0	23.0	11.6	64	11.5	22.0	10.0	99	12.5	22.6	9.6
30	12.8	23.0	10.0	65	10.7	20.0	9.0	100	11.8	20.5	9.5
31	11.9	22.0	10.0	66	11.3	20.6	10.0		10.9	18.0	10.0
32	11.9	21.0	10.5	67	11.2	20.4	10.5				
33	10.9	23.0	11.0	68	10.7	19.0	9.9	Average.	11.5	20.85	10.04
34	11.0	20.5	11.0	69	10.7	20.0	10.0	Greatest.	13.0	24.0	11.6
35	11.9	21.2	10.7	70	11.5	21.0	9.5	Least...	10.0	18.0	9.0
						21.5	10.0				

CERION INCANUM (BINNEY) \times CERION VIAREGIS BARTSCH.

I am sure that all naturalists who have prepared monographs upon large groups of animals have at times been puzzled how to treat systematically and how to account for some of the remarkably variable species which one occasionally finds. It usually happens that in a large genus almost all the forms are clearly defined and easily recognized specifically and there is never a question as to which species a given individual belongs. Now and then, however, one finds a group the members of which are readily recognized as closely related through some characteristic feature in spite of the fact that scarcely two individuals appear to be alike and that some of the extremes of these variants, were their character fixed, would demand a place in a different subgenus from that to which the norm of the group belongs (*e. g.*, *Odostomia (Evalea) virginalis* Carpenter, from the West Coast of America). Usually this state of affairs is accompanied by the production of a large number of individuals; in fact, these variable forms are usually the dominant element in the region. Not only that, but as a rule we find that such forms are not confined to one faunal area, but appear to be able to extend their range over one or more of the adjacent areas. Organisms presenting such conditions have been said to be in a state of flux. It has been held by some that this variability is an expression of an effort on the part of a species to adjust itself to changing or changed environmental conditions, which, for the time being, affect it adversely. The followers of this hypothesis conceive that the organism, adversely struggling, is putting out an endless array of feelers in the hope of finding a better way or better ways for continued existence. This hypothesis, while it may be true in some cases, does not seem to obtain in the variable forms which have come under my observation, for it scarcely seems possible that the numerically and apparently physically dominant and most widely distributed form of a group in a certain region should be the one least suited to the environment in which it is existing. Prior to this year I was more and more inclined to the belief that we might possibly find that these very abundant and variable forms might represent new ingressions into a faunal area in which conditions for their existence were optimum to an unusual degree, where the normal death rate, due possibly to an absence of natural enemies, might be reduced, and where all the factors involved were inclined to favor the new arrival to the utmost, and that these factors and the necessarily reduced in-breeding might be responsible for the loosening of specific bounds and the producing of variants which, in the course of time, might result in a state of flux.

Our Cerion experiments on Newfound Harbor Key, however, throw a new light upon the case, for here we have produced a *state of flux* by cross-breeding. There is no question that if we did not know the true inwardness of the Cerion complex as it exists at the present time in our

colony upon this key, we would treat the material as we have treated such assemblages in the past; that is, as a very variable species. It therefore seems proper to assume that the converse should receive an equally favorable consideration, for it seems fair to believe that further breeding experiments will prove that such complexes are the product of cross-breeding.

The two species which have crossed here are very remotely related as can be readily seen by a comparison of plates 7, 8, 9, which represent the check series of *Cerion viaregis* from Bastian Point, Andros, and plates 54, 55, 56, which represent a check series of *Cerion incanum*—Cat. No. 334726, U. S. N. M.—from Porgee Key, Florida. The last-mentioned species is known to inhabit many of the keys from Virginia Key southwestward to the Marquesas Keys. A comparison of the anatomic structures shows even more striking characters of diversity, as shown on plates 1, 5, and 6, and discussed on pages 7 to 13 of this paper. The fact is, that it is very surprising that organisms presenting such great differences in organization should be able to cross at all, and it is still more remarkable that they should have produced fertile crosses. In this connection it should be recalled that our efforts to effect a cross between the Bahaman *Cerion casablancae* and *Cerion viaregis* proved unsuccessful.

The offspring produced by this crossing show a remarkable range in variation, as can be readily seen by an examination of the 125 figures on plates 57, 58, and 59. This variation not only includes forms which appear near typical *Cerion incanum* and near typical *Cerion viaregis* and all grades of intermediates between these, but also forms that so closely resemble species of the Bahama mottled Cerion of the *Cerion martensi* group, that one not knowing their origin would unhesitatingly refer them to species of this complex occupying restricted areas in the Bahamas. Our crossing has evidently called to the surface submerged mottled Cerion strains present in *Cerion viaregis* and probably present in all the members of the complex that has been passing under the name of *Cerion glans*.

The mixed elements vary in shape from the slender *Cerion incanum* type to the more or less cylindrical *Cerion viaregis*, but a few of the specimens diverge entirely from this shape and assume the outline of the mottled Bahama Cerions. In ribbing they vary from the almost smooth *Cerion incanum* to the strongly costate *Cerion viaregis*. Forms having the shape of *Cerion incanum* may have the sculpture of *Cerion viaregis*, or the reverse may obtain. It should be mentioned here that the ribbing in the Bahama mottled Cerion falls between *Cerion incanum* and *Cerion viaregis* as far as strength goes, usually being a little nearer *Cerion incanum* in this respect. In coloration these specimens range from the color of *Cerion incanum*, which is white or sometimes finely vermiculated, to variously mottled, blotched, streaked

TABLE No. 32.—Check series of *Cerion incanum*.

Serial No.	No. of whorls.	Measurements of shells.		Serial No.	No. of whorls.	Measurements of shells.		Serial No.	No. of whorls.	Measurements of shells.	
		Alt.	Diam.			Alt.	Diam.			Alt.	Diam.
1	12.4	mm. 30.8	mm. 13.8	36	11.8	mm. 28.3	mm. 12.7	71	11.2	mm. 25.5	mm. 12.9
2	11.5	28.2	13.6	37	11.8	28.7	13.0	72	10.6	22.8	12.0
3	11.5	26.6	12.2	38	11.3	27.2	12.0	73	11.0	25.5	12.3
4	11.2	27.2	12.6	39	11.5	27.5	12.5	74	11.1	26.1	14.4
5	10.7	23.8	14.0	40	11.6	26.7	12.1	75	10.9	25.0	13.2
6	10.2	22.0	12.0	41	10.9	25.0	13.1	76	10.8	24.4	13.9
7	11.9	28.4	13.6	42	11.0	25.9	12.8	77	10.6	24.8	13.2
8	11.5	27.3	12.5	43	10.8	24.9	13.7	78	11.1	25.1	12.5
9	11.3	28.6	12.9	44	11.0	26.1	13.2	79	10.8	25.2	12.5
10	11.4	26.6	12.2	45	10.8	24.0	13.2	80	10.9	26.0	13.2
11	11.4	28.8	13.4	46	11.4	26.8	14.0	81	11.1	25.0	12.8
12	11.5	28.8	13.3	47	11.6	26.8	13.0	82	10.6	23.3	13.5
13	11.5	27.2	13.0	48	11.5	26.2	13.0	83	11.2	23.5	11.7
14	11.3	26.5	12.2	49	10.5	22.6	12.3	84	11.3	23.9	13.2
15	11.9	26.8	13.6	50	11.6	26.2	13.4	85	11.2	24.4	12.2
16	12.0	27.8	13.2	51	11.3	27.2	13.8	86	11.3	25.0	13.2
17	11.2	26.5	13.6	52	11.4	25.9	12.8	87	10.5	23.9	13.2
18	11.1	26.3	12.4	53	10.8	25.0	12.8	88	10.2	23.6	13.0
19	11.1	23.1	11.6	54	11.2	27.6	13.6	89	11.1	23.3	12.3
20	11.8	26.9	12.9	55	10.4	25.0	12.2	90	11.2	24.4	13.1
21	11.5	26.2	13.8	56	11.1	25.9	13.9	91	11.0	24.1	12.7
22	11.9	28.5	12.5	57	10.8	25.9	12.9	92	11.0	24.0	12.9
23	10.6	25.2	13.5	58	11.6	27.1	13.9	93	10.8	24.2	13.2
24	10.0	22.8	11.5	59	10.9	23.4	12.2	94	10.8	25.0	13.2
25	11.4	26.5	12.8	60	11.1	25.3	13.5	95	10.6	23.0	11.5
26	11.3	25.7	12.0	61	10.6	24.0	12.0	96	10.5	23.0	11.5
27	11.5	28.0	13.3	62	10.7	23.1	12.2	97	10.9	24.2	12.3
28	10.9	25.0	12.5	63	10.5	23.9	13.5	98	10.5	23.4	11.6
29	11.1	26.4	13.0	64	10.9	24.8	13.0	99	10.5	24.2	14.0
30	10.4	25.0	13.0	65	11.0	26.1	13.3	100	10.5	23.0	12.1
31	11.0	24.8	12.7	66	11.0	24.9	13.5				
32	11.1	25.5	12.0	67	11.6	27.0	12.6	Average.	11.09	25.45	12.83
33	10.9	22.5	11.6	68	10.5	23.6	12.0	Greatest.	12.4	30.8	14.4
34	11.2	23.8	12.1	69	11.8	23.8	11.8	Least...	10.0	22.0	11.5
35	10.9	25.1	12.0	70	11.0	25.0	12.9				

fulgurate with various shades of brown. Specimens with the outline of typical *Cerion incanum* and *Cerion viaregis* may be strongly mottled and splashed with brown. Sometimes a specimen having the outline, sculpture, and external coloration of *Cerion incanum* shows the interior coloration of typical *Cerion viaregis*, and vice versa.

Tables 32 and 33 give measurements of the check series of *Cerion incanum* and of the cross between *Cerion viaregis* and *Cerion incanum*, while table 34 gives a comparison of the summaries of *Cerion viaregis*, *Cerion incanum*, and *Cerion viaregis* × *Cerion incanum*.

Table 34 shows that the cross between *Cerion incanum* and *Cerion viaregis* stands between the parent species, as far as number of whorls and measurements of altitude and diameter are concerned. The specimens figured on plates 57, 58, and 59, are now in my conservatory at Washington, where an attempt is being made to simulate the Florida environmental conditions, as far as it is possible to do so. We have

TABLE No. 33.—*Cerion viaregis* Bartsch × *Cerion incanum* Binney.

Serial No.	No. of whorls.	Measurements of shells.		Serial No.	No. of whorls.	Measurements of shells.		Serial No.	No. of whorls.	Measurements of shells.	
		Alt.	Diam.			Alt.	Diam.			Alt.	Diam.
1	10.1	24.5	11.8	44	11.1	25.0	12.5	87	10.3	22.9	11.1
2	10.3	23.7	11.8	45	10.1	22.3	11.1	88	10.4	22.9	10.9
3	11.1	24.5	10.8	46	broken	lip.		89	10.2	21.8	11.1
4	10.4	23.3	11.0	47	10.4	20.5	10.4	90	10.0	20.0	10.6
5	10.5	24.2	10.8	48	10.5	22.2	11.7	91	young.		
6	10.4	24.0	10.3	49	11.2	24.5	10.5	92	broken	lip.	
7	11.3	25.9	12.1	50	11.2	24.4	12.1	93	broken	lip.	
8	10.1	21.1	11.0	51	10.3	23.9	12.3	94	10.2	22.2	10.7
9	10.6	23.5	10.8	52	10.5	21.7	11.2	95	10.3	21.6	11.9
10	10.2	23.8	11.3	53	9.6	21.7	10.2	96	11.2	23.1	12.8
11	broken	lip.		54	10.4	22.8	11.2	97	9.3	20.9	11.4
12	10.3	22.2	11.1	55	10.5	20.7	11.4	98	broken	lip.	
13	broken	lip.		56	broken	lip—im	mature.	99	10.9	23.1	11.1
14	10.2	22.1	11.4	57	11.0	24.9	11.7	100	young.		
15	10.4	22.2	10.0	58	11.3	24.5	11.1	101	10.3	21.4	11.0
16	10.3	20.9	11.0	59	10.7	23.2	11.6	102	young.		
17	10.2	22.1	10.7	60	11.1	23.9	11.6	103	young.		
18	10.3	22.6	10.2	61	10.2	22.4	11.0	104	broken	lip.	
19	10.3	22.4	9.5	62	11.9	24.5	11.0	105	10.8	23.1	11.9
20	10.3	22.7	11.0	63	9.6	20.5	11.3	106	10.3	22.6	12.5
21	10.4	23.3	10.2	64	11.3	24.2	12.2	107	11.0	23.5	11.3
22	11.0	24.0	11.2	65	11.0	23.7	12.6	108	11.3	24.0	10.3
23	11.2	24.9	11.2	66	11.0	24.8	12.2	109	10.5	21.4	10.9
24	11.3	24.2	12.0	67	broken	lip.		110	10.0	21.1	10.4
25	10.5	22.8	11.7	68	broken	lip.		111	young.		
26	11.2	24.0	11.6	69	10.6	21.9	10.9	112	young.		
27	immature.			70	10.3	22.4	9.5	113	10.6	21.8	10.6
28	10.7	21.8	10.9	71	11.0	24.1	11.8	114	10.4	21.8	10.5
29	10.4	22.1	11.7	72	11.6	28.4	13.4	115	10.7	22.7	12.4
30	10.4	22.0	11.7	73	10.8	24.8	12.8	116	11.2	21.2	11.7
31	immature.			74	10.4	22.7	10.0	117	11.4	23.3	12.9
32	9.6	19.5	9.4	75	11.0	23.4	11.2	118	10.2	22.0	11.9
33	10.3	21.7	12.1	76	11.2	25.0	13.0	119	10.4	21.2	11.0
34	10.6	22.8	11.2	77	young.			120	10.8	23.6	11.0
35	10.1	22.9	11.9	78	10.5	21.6	12.3	121	10.7	23.0	11.1
36	10.6	23.8	11.9	79	10.8	22.8	10.3	122	10.7	21.0	10.9
37	10.3	23.3	11.0	80	10.1	22.0	10.7	123	10.8	24.1	12.2
38	10.5	25.0	11.7	81	11.1	23.1	10.7	124	young.		
39	10.5	22.3	11.0	82	9.4	19.1	10.6	125	young.		
40	10.3	23.5	11.7	83	11.1	23.6	10.9				
41	10.4	24.1	12.1	84	10.0	19.2	10.0	Average.	10.57	22.85	11.27
42	10.5	22.1	11.3	85	10.1	20.3	9.4	Greatest.	11.9	28.4	13.4
43	11.6	26.5	12.7	86	10.4	22.6	11.1	Least...	9.3	19.1	9.4

TABLE No. 34.

Name.	Averages.			Greatest.			Least.		
	No. of whorls.	Altitude.	Greater diameter.	No. of whorls.	Altitude.	Greater diameter.	No. of whorls.	Altitude.	Greater diameter.
<i>Cerion viaregis</i>	10.08	22.56	11.13	11.00	27.00	12.70	9.10	19.00	9.00
<i>C. viaregis</i> × <i>C. incanum</i> .	10.57	22.85	11.27	11.90	28.40	13.40	9.30	19.10	9.40
<i>Cerion incanum</i>	11.09	25.45	12.84	12.40	30.80	14.40	10.00	22.00	11.50

even obtained Florida key soil and plants in the hope of establishing the microflora upon which these forms seem to thrive and all efforts will be made to keep moisture and temperature conditions as near as possible to the Florida standard. In this conservatory we have segregated pairs as nearly alike as possible, in order to determine, should we be successful in breeding these forms, if a fixation of characters might be effected and new species thus produced.

In the light of the foregoing results the whole Cerion problem assumes a new aspect. One naturally wonders how this enormously diversified group may have been produced and from what source it was derived. To-day we know members of the genus from the Bahamas, where they are the dominant element in the molluscan fauna. It is here that the genus finds its greatest development. From the Bahamas they extend westward over the Florida Keys and probably over part of the southern tip of the mainland of Florida, then south over Cuba and its islets, the Isle of Pines, the Caymans, Haiti, Porto Rico, and the Virgin Islands. They appear to be absent from Jamaica and the Windward and Leeward group, but we again find them represented in Curaçao by *Cerion uva*, and *Cerion antoni* (Küster) has been described from Berbice, British Guiana.

It is unfortunate that the geological history of the group is so incomplete. At present the oldest-known member of the genus, *Cerion anodonta* Dall, comes from the Oligocene silex beds at Tampa, Florida. None of the Bahama fossil forms known are older than the Pliocene. The absence of records from the Windward and Leeward Islands leaves a gap in our chain connecting with South America, the cradle of most of our West Indian land shells. Of course it is possible that *Cerion*, too, may have had its beginning in South America, for our knowledge of the derivation and distribution of other groups, slight as it seems, and the presence of *Cerion antoni* (Küster) in British Guiana and of the stranded *Cerion uva* in Curaçao, offer strong suggestions that this may have been the case.

In a former communication* I pointed out that Cerions could stand 4 days of complete immersion in sea-water. This renders it probable that they may have been transported on driftwood. Their occurrence in lowland regions and their habit of affixing themselves to stumps and dead wood during estivation render them especially adapted for this method of distribution. A hurricane might flood a region occupied by Cerions and set adrift 100 or more on a single log, which, after floating for an indefinite period, might effect lodgment in a favorable habitation and thus start a new colony. If this is the chief method for long-distance progression, we would have to look to our ocean currents as the determining factor of the direction of Cerion movement. This, of

*Year Book No. 11, Carnegie Institution of Washington, 1912, p. 131.

course, points to a northward movement, and I would not be at all surprised, therefore, if fossil ancestors were found in South America, and even fossil members in the chain of the Windward and Leeward Islands. The elements of this chain have at various times been subjected to subsidence which may have eliminated the living members. If South America is also the cradle of the Cerions, then the first migration must have taken place at an exceedingly early period—at all events, prior to Oligocene times, for at that period we find them well established in the siliceous beds at Tampa, Florida.

The Bahama Cerions offer an interesting field for speculation. Here we find to-day thousands of colonies, sometimes occupying slight elevations separated by slight depressions occupied by shallow water. It appears now that these colonies are perfectly good species.

Our experiments on Newfound Harbor Key indicate an unusual fertility on the part of the cross between *Cerion viaregis* and *Cerion incanum*, and one wonders if such a crossing, where fertile offspring are produced, may not have a rejuvenating effect upon such a hybrid. As stated before, wherever I have noted a state of flux among mollusks, whether land, fresh-water, or marine, it was found that with this condition there was always associated a very large production of individuals. This is true to such an extent that the fluxed element has always been the dominant form of the group to which it belongs in the region occupied by it. This would suggest that crossing has an energizing effect which seems to enable the new product to surpass its associated congeneric forms in the production of offspring.

It seems possible that during the glacial period, when the low state of water in the sea united the numerous keys which constitute the Bahama Archipelago into one land mass, forms separated by sea barriers during Pliocene times were enabled to come together and to cross. It is not at all improbable that this crossing may have resulted in an efflorescence of new forms which may have swarmed over all the shores where we now find the *Cerion glans* group and probably other groups represented. The close of the glacial period, returning the water to the sea, again split up the region into numerous islands and promontories where the ancestors of the Cerions of to-day were stranded in colonies and where inbreeding gradually eliminated diverse characters, eventually resulting in the more or less homogeneous expression which we now find in each colony.

EXPLANATION OF PLATES.

PLATE 1. *Cerion incanum* (Binney).

PLATE 2. *Cerion casablancae* Bartsch.

PLATE 3. *Cerion uva* (Linnæus).

PLATE 4. *Cerion crassilabris* ("Shuttleworth" Sowerby).

PLATE 5. *Cerion viaregis* Bartsch.

FIG. 1, plates 1-5. Central nervous system, posterior aspect.

a. g.	Abdominal ganglion.	c. r. n.	Right cephalic retractor nerve.
a. n.	Abdominal nerve.	l. pl. g.	Left pleural ganglion.
b. c.	Buccal commissure.	m. n.	Mantle nerves.
b. g.	Right buccal ganglion.	o. n.	Right optic nerve.
b. v.	Blood-vessel.	pe. g.	Pedal ganglion.
c. b. u.	Left cerebro-buccal commissure.	pl. pe. c.	Left pleural pedal commissure.
c. g.	Right cerebral ganglion.	r. pl. g.	Right pleural ganglion.
c. m.	Cerebral commissure.	r. u. pl. g.	Right upper pleural ganglion.
c. pe. c.	Right cerebro-pedal commissure.	s. n.	Right sensory nerve.
c. pl. c.	Right cerebro-pleural commissure.	t. n.	Right tentacular nerve.

FIG. 2, plates 1-5. Pallial organs from ventral side.

a.	Auricle.	p. v.	Pulmonary vein.
i.	Intestine.	u.	Ureter.
k.	Kidney.	v.	Ventricle.

FIG. 3, plates 1-5. Anterior termination of buccal retractor muscle.

l.	Left branch.	r. r.	Radular retractor.
r.	Right branch.		

FIG. 4, plates 1-5. Genital system, from dorsal side.

a.	Atrium.	p.	Penis.
a. g.	Albumen gland.	r. m.	Penis retractor muscle.
f.	Flagellum.	s. p.	Spermatheca.
h. d.	Hermaphroditic duct.	sp. d.	Spermatid duct.
h. g.	Hermaphroditic gland.	v.	Vagina.
o. r.	Ocular retractor.	v. d.	Vas deferens.
ov. d.	Oviduct.	v. r.	Vaginal retractor.

FIG. 5, plates 1-5. Jaw.

FIG. 6, plates 1-5. Radula.

r.	Rachidian tooth.	10.	10th marginal tooth.
1.	1st lateral tooth.	12.	12th marginal tooth.
4.	4th lateral tooth.	13.	13th marginal tooth.
6.	6th lateral tooth.	16.	16th marginal tooth.
7.	7th lateral tooth.	18.	18th marginal tooth.

PLATE 6. *Cerion incanum* (Binney) and *Cerion viaregis* Bartsch.

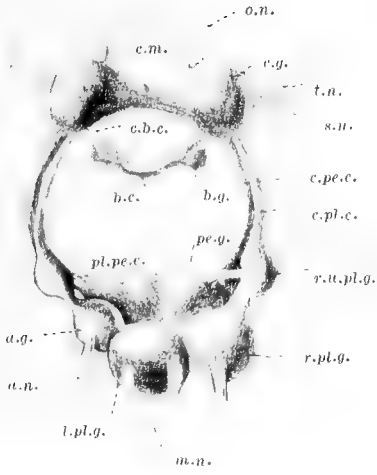
FIG. 1. Alimentary tract of *Cerion incanum* from dorsal side.

FIG. 2. Musculature of *Cerion incanum*, uncoiled.


FIG. 3. Atrium of *Cerion incanum*, opened to show fleshy protuberance and fleshy ribs.

FIG. 4. Side view of central nervous system of *Cerion viaregis*.

a.	Anus.	o. r.	Ocular retractors.
ar.	Esophageal nerve ring.	p.	Penis.
b. d.	Bile ducts.	pl. pe. c.	Right pleuro-pedal commissure.
b. g.	Right buccal ganglion.	p. n.	Right pedal nerves.
b. m.	Buccal mass.	r. c. r.	Right cephalic retractor.
b. r.	Buccal retractor muscle.	r. pe. g.	Right pedal ganglion.
c.	Columellar muscle.	r. pl. g.	Right pleural ganglion.
c. b. c.	Right cerebro-buccal commissure.	s. d.	Salivary ducts.
c. g.	Right cerebral ganglion.	s. g.	Salivary gland.
c. pe. c.	Right cerebro-pedal commissure.	s. n.	Right sensory nerve.
c. pl. c.	Right cerebro pleural commissure.	st.	Stomach.
int.	Intestine.	t. n.	Right tentacular nerve.
l. c. r.	Left cephalic retractor.	t. r.	Tentacular retractors.
l. pl. g.	Left pleural ganglion.	v. r.	Vaginal retractor.
m.	Mouth.	u. r. pl. g.	Upper right pleural ganglion.
m. u.	Mantle nerves.	v.	Vagina.
oe.	Esophagus.		



1



2




3



4



5



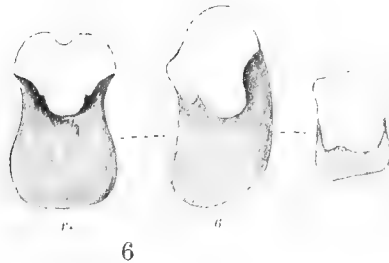
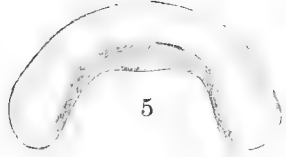
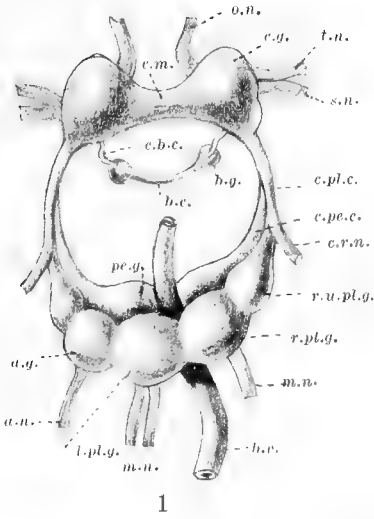
6

10

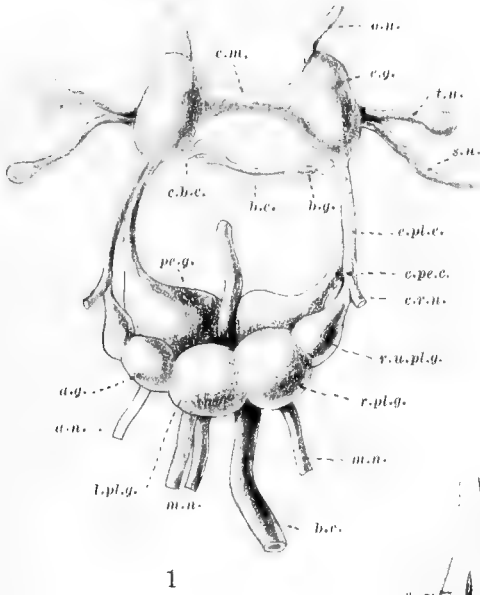
18

HELIOTYPE CO. BOSTON

Cerion incanum (Binney).



Cerion casablancae Bartsch




1



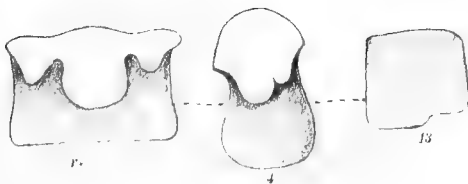
2



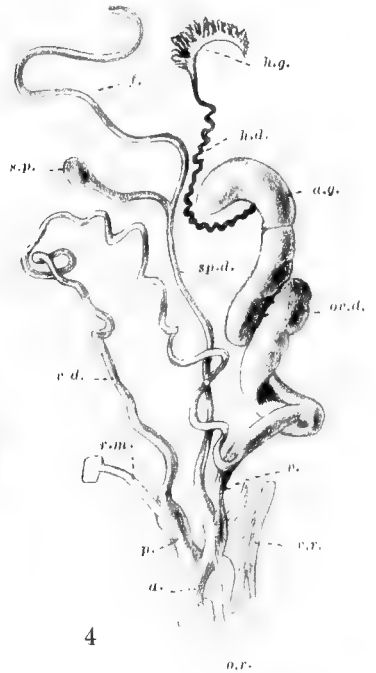
3



5



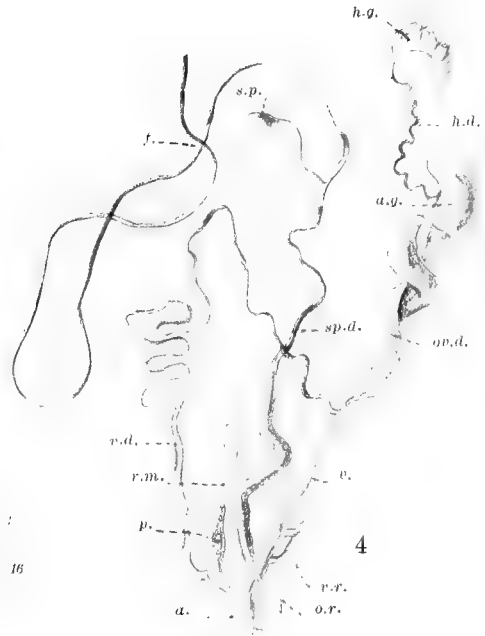

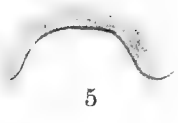
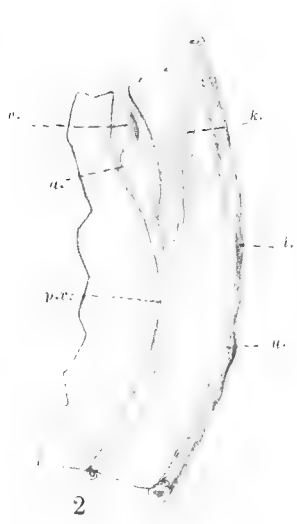
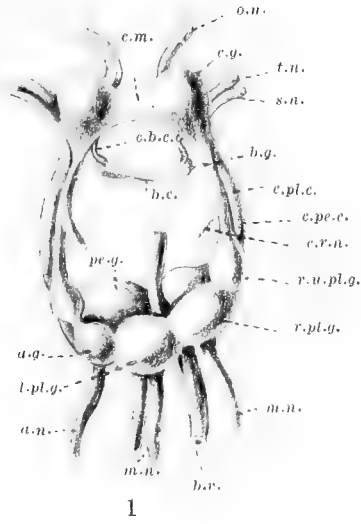
6



4

HELIOTYPE CO. BOSTON

Cerion crassilabris ("Shuttleworth" Sowerby).



16

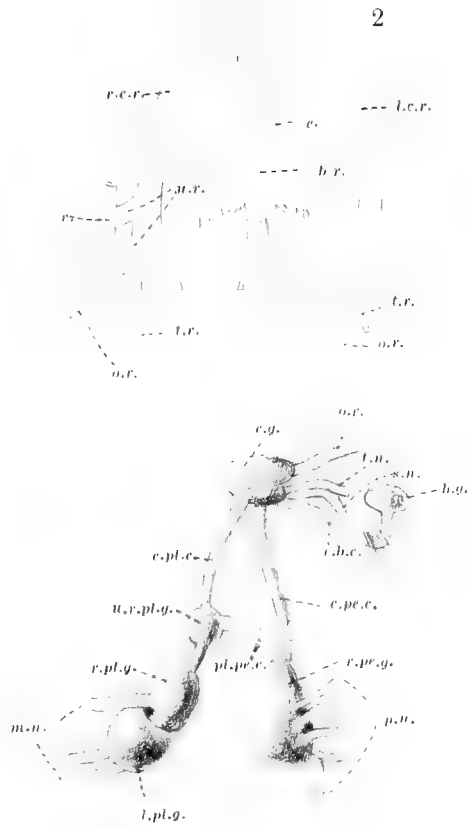
Cerion viaregis Bartsch.



1

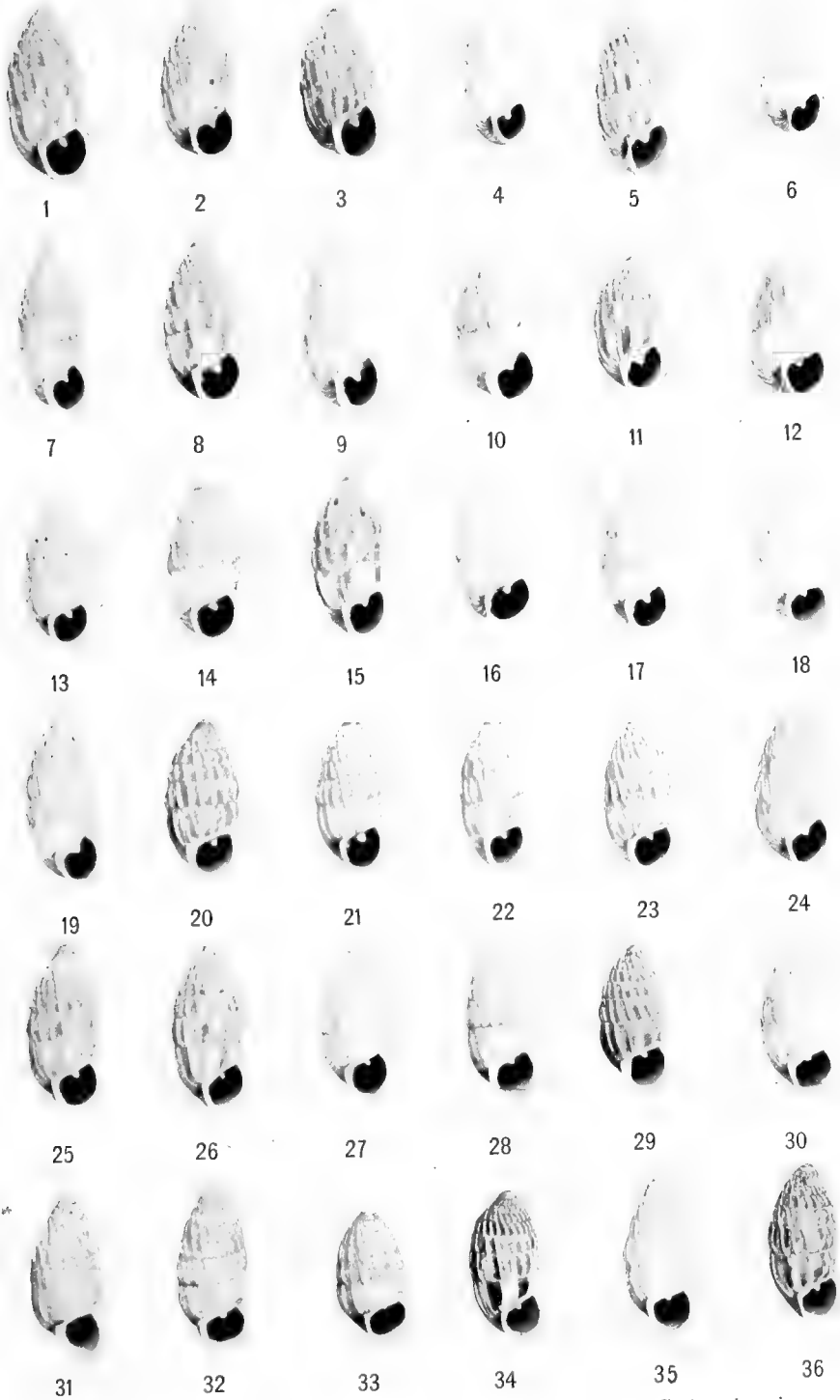


3



4

Cerion incanum (Binney) and *Cerion viaregis* Bartsch.



FIGS. 1-36. Check series of *Cerion viaregis*. No. 21 type of *Cerion viaregis*.



37



38



39



40



41



42



43



44



45



46



47



48



49



50



51



52



53



54



55



56



57



58



59



60



61



62



63



64



65



66



67



68



69



70



71



72

FIGS. 37-72. Check series of *Cerion viaregis*.



73



74



75



76



77



78



79



80



81



82



83



84



85



86



87



88



89



90



91



92



93



94



95



96



97



98

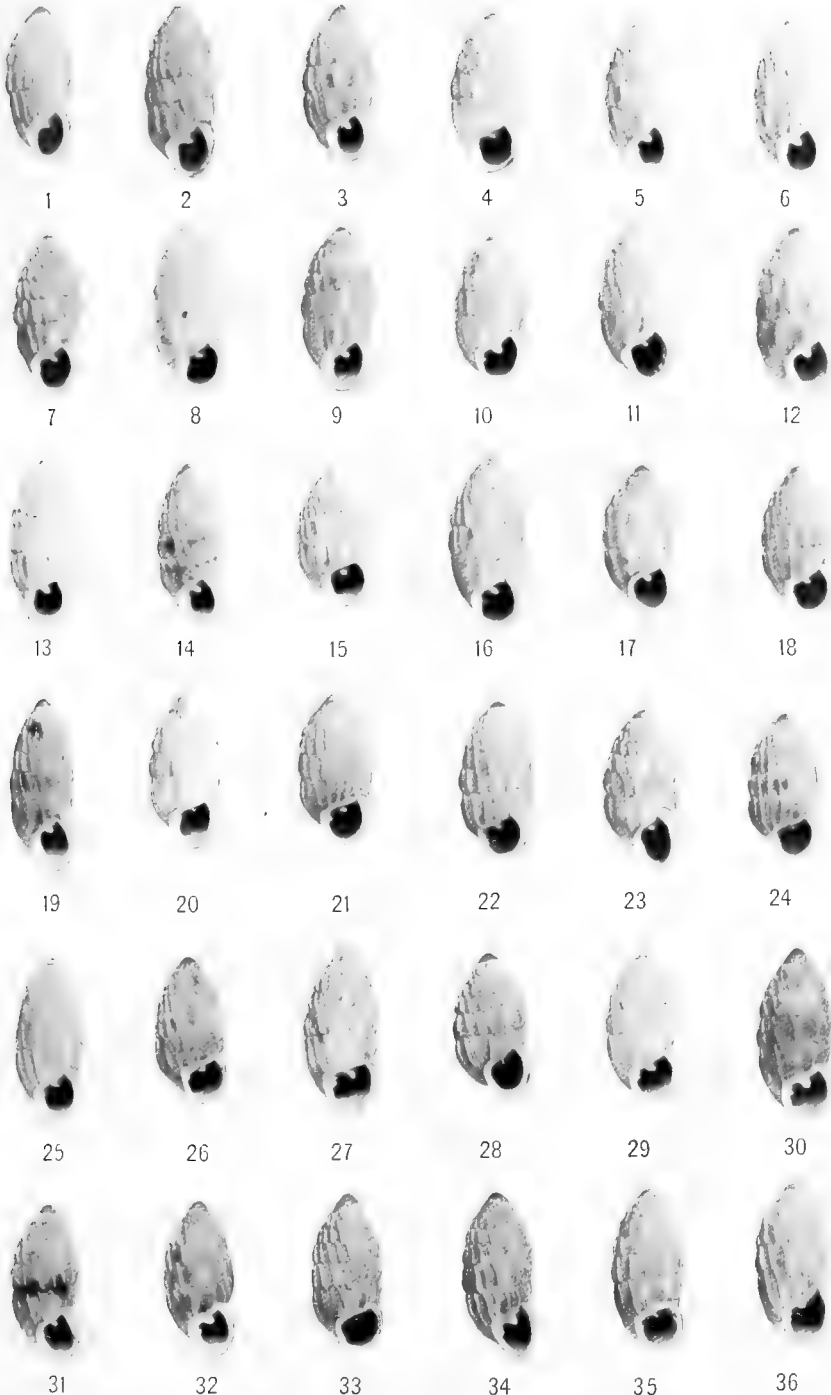


99




100

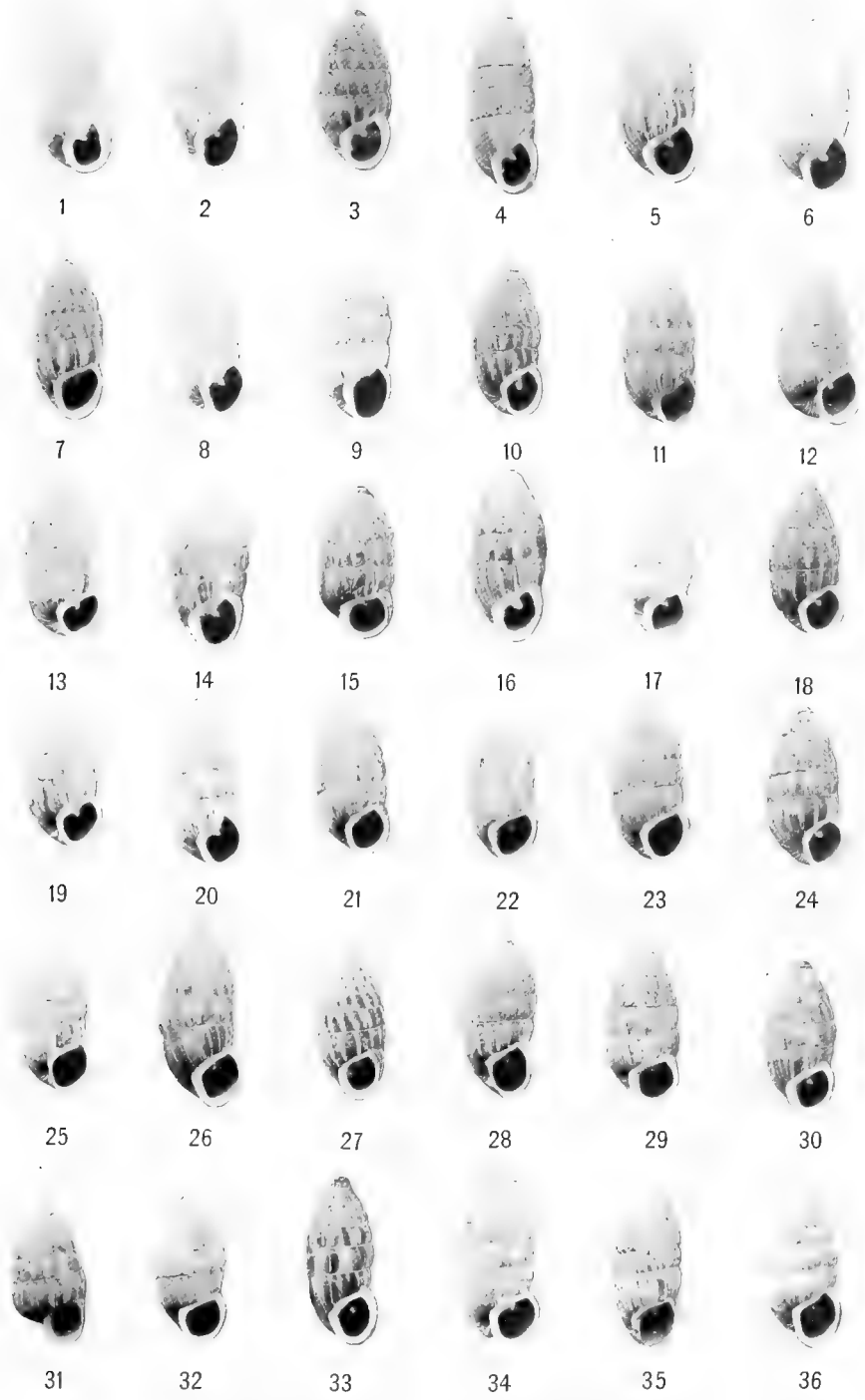
FIGS. 73-100. Check series of *Cerion viaregis*.



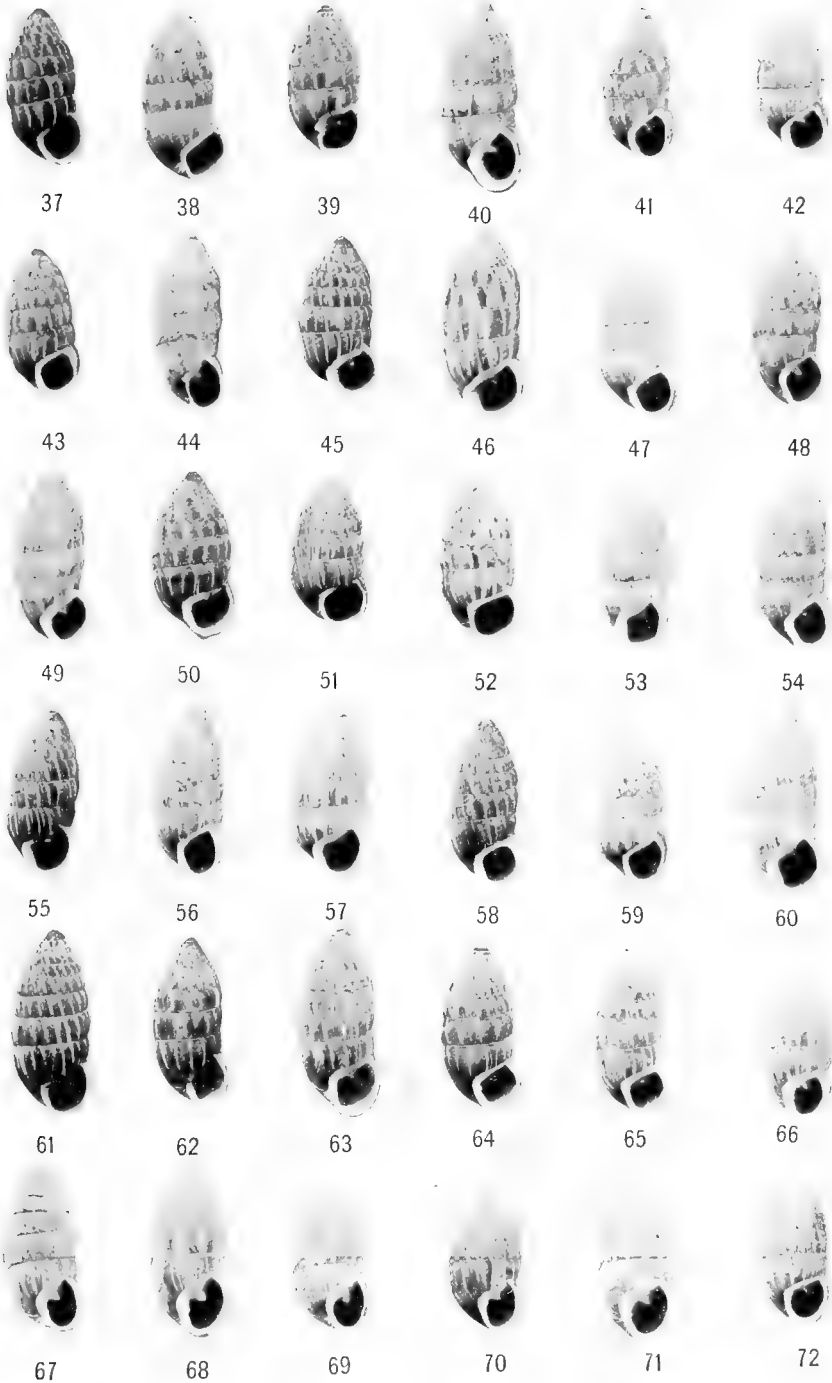
FIGS. 1-36. First generation of Florida-grown *Cerion viaregis* from the Second Ragged Key north of Sands Key.



FIGS. 37-76. First generation of Florida-grown *Cerion viaregis* from the Second Ragged Key north of Sands Key.



FIGS. 1-36. First generation of Florida-grown *Cerion viaregis* from Boca Grande Key.



Figs. 37-72. First generation of Florida-grown *Cerion viaregis* from Boca Grande Key.



73



74



75



76



77



78



79



80



81




82



83



84



85



86



87



88



89



90



91



92



93



94



95



96



97



98



99



100



101



102



103



104



105




106



107

FIGS. 73-107. First generation of Florida-grown *Cerion viaregis* from Boca Grande Key.



FIGS. 1-36. First generation of Florida-grown *Cerion viaregis* from Colony E on Loggerhead Key.



37



38



39



40



41



42



43



44



45



46



47



48



49



50



51



52



53



54



55



56



57



58



59



60



61



62



63



64



65



66



67



68



69



70



71



72

FIGS. 37-72. First generation of Florida-grown *Cerion viaregis* from Colony E on Loggerhead Key.



73



74



75



76



77



78



79



80



81



82



83



84



85



86



87



88



89



90



91



92



93



94



95



96



97



98



99



100



101



102



103



104



105



106



107



108

FIGS. 73-108. First generation of Florida-grown *Cerion viaregis* from Colony E on Loggerhead Key.



109



110



111



112



113



114



115



116



117



118



119



120



121



122



123



124



125



126



127



128



129



130



131



132



133



134



135



136



137



138



139



140



141



142



143



144

FIGS. 109-144. First generation of Florida-grown *Cerion viaregis* from Colony E on Loggerhead Key.



145



146



147



148



149



150



151



152



153



154



155



156



157



158



159



160



161



162



163



164



165



166



167



168



169



170



171



172



173



174



175



176



177



178

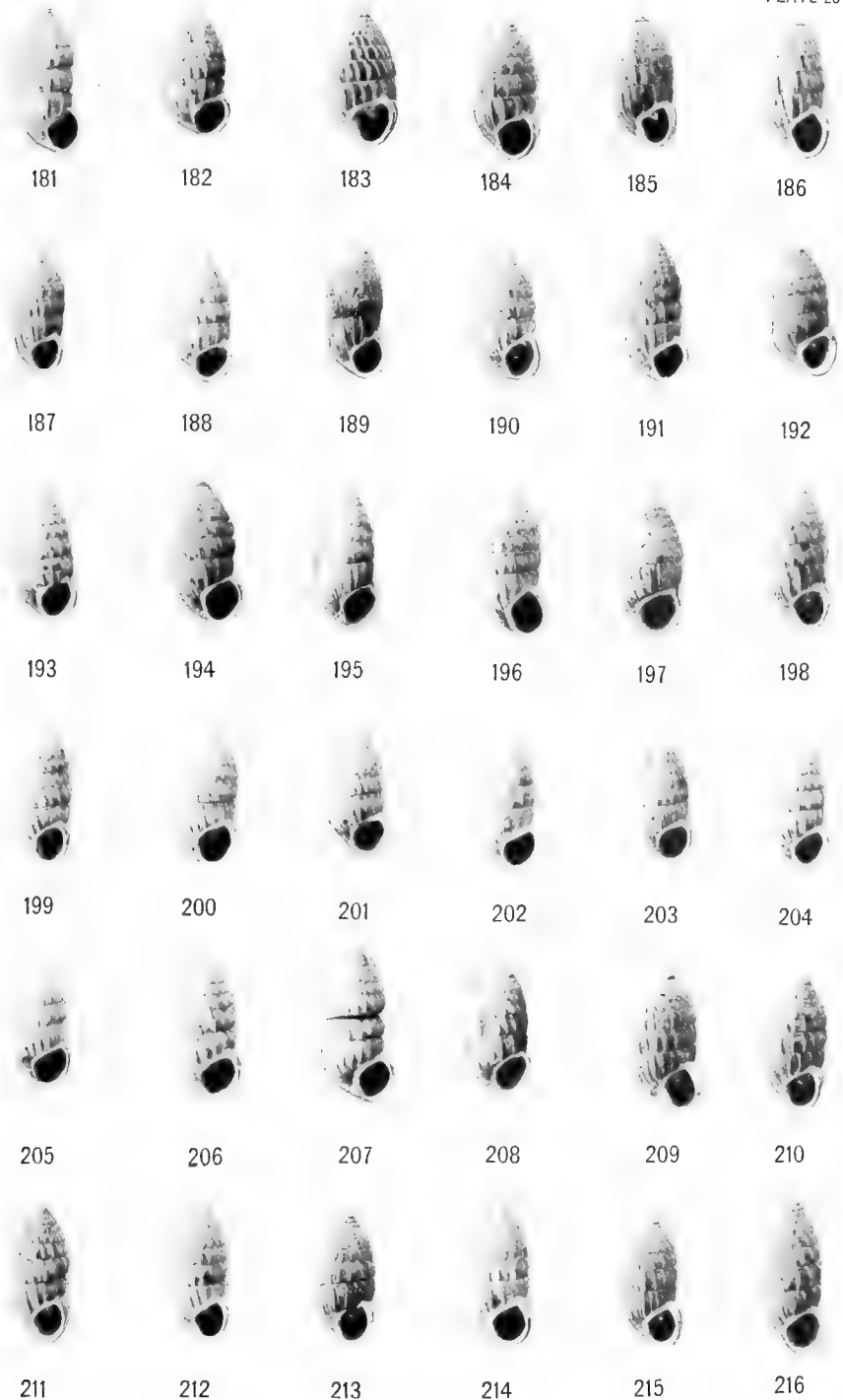


179



180

FIGS. 145-180. First generation of Florida-grown *Cerion viaregis* from Colony E on Loggerhead Key.



FIGS. 181-216. First generation of Florida-grown *Cerion viaregis* from Colony E on Loggerhead Key.



217



218



219



220



221



222



223



224



225



226



227



228



229



230



231



232



233



234



235



236



237



238



239



240



241



242



243



244



245



246



247



248

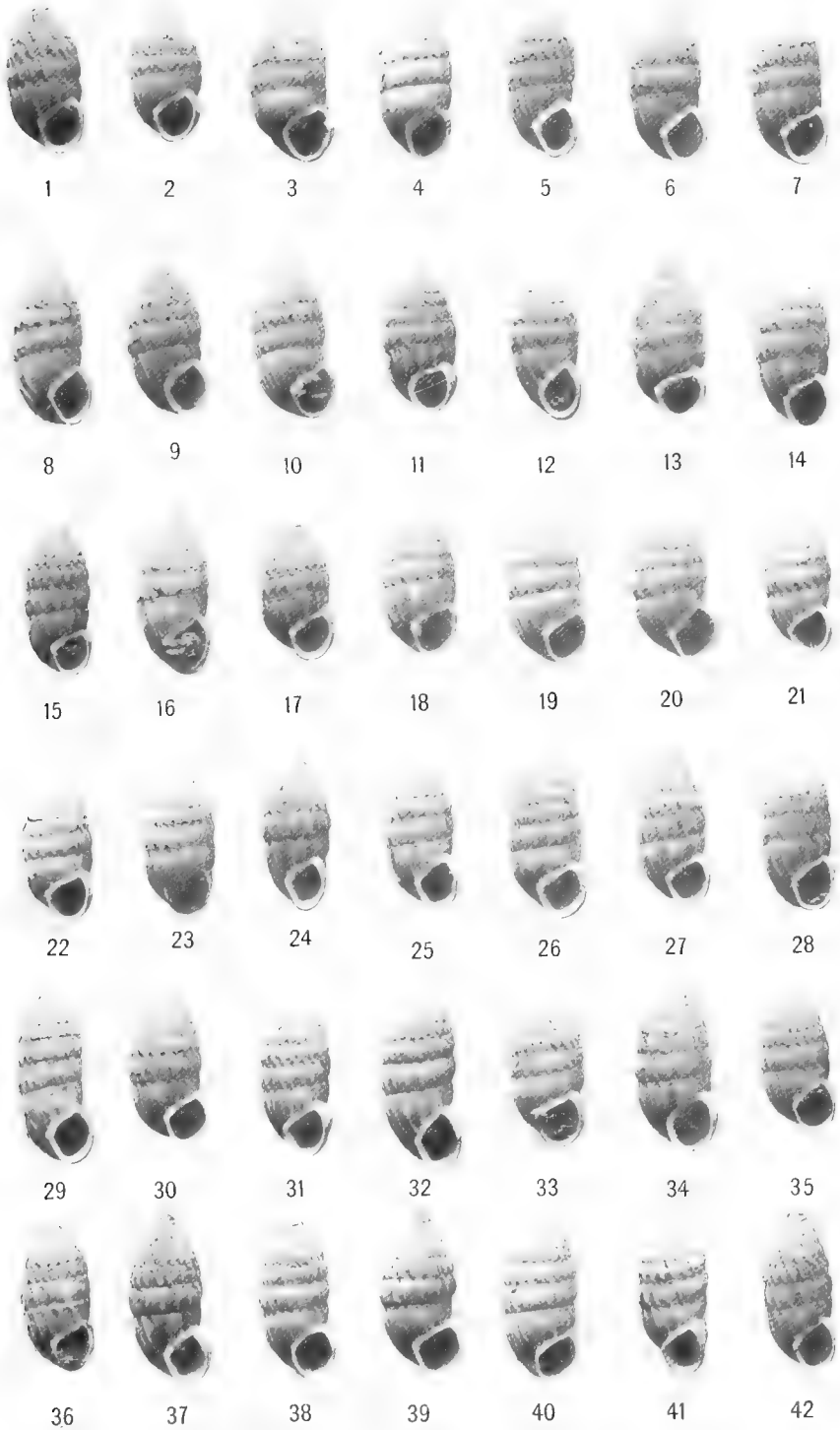


249




250

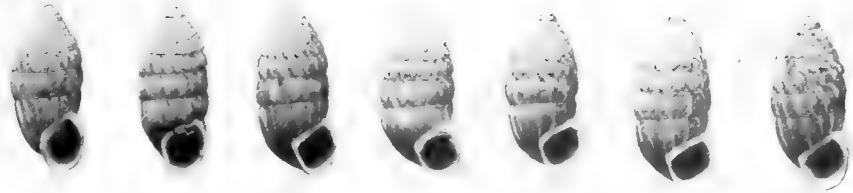
FIGS. 217-250. First generation of Florida-grown *Cerion viaregis* from Colony E on Loggerhead Key.



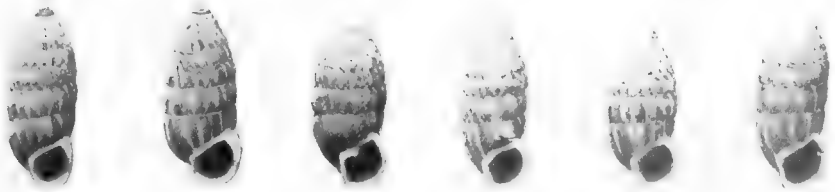
FIGS. 1-42. First generation of Florida-grown *Cerion viaregis* from Colony F on Loggerhead Key.



FIGS. 43-84. First generation of Florida-grown *Cerion viaregis* from Colony F on Loggerhead Key.



85 86 87 88 89 90 91



92 93 94 95 96 97




98 99 100



1 2



3 4 5 6 7 8

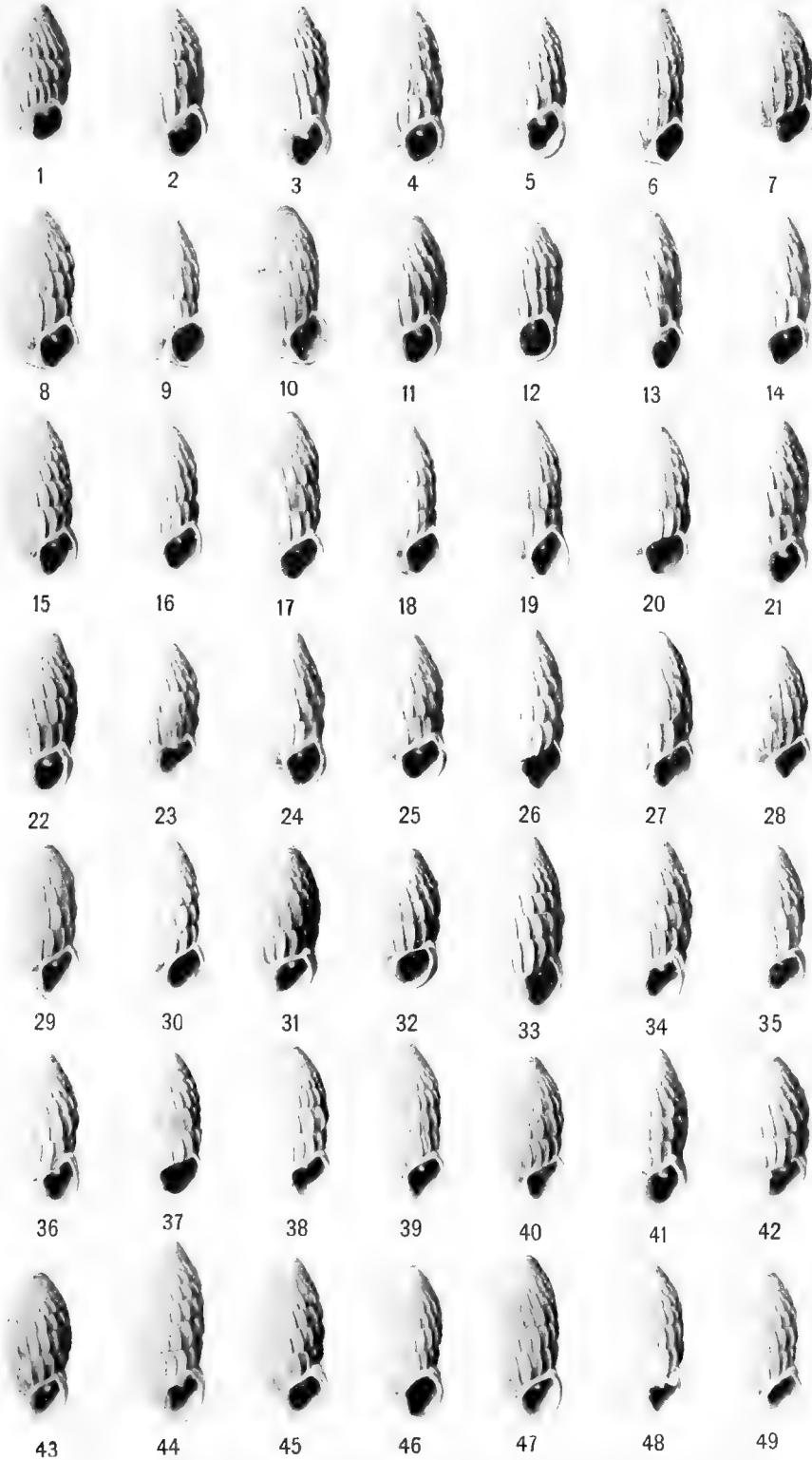


73 74 75 76 77 78

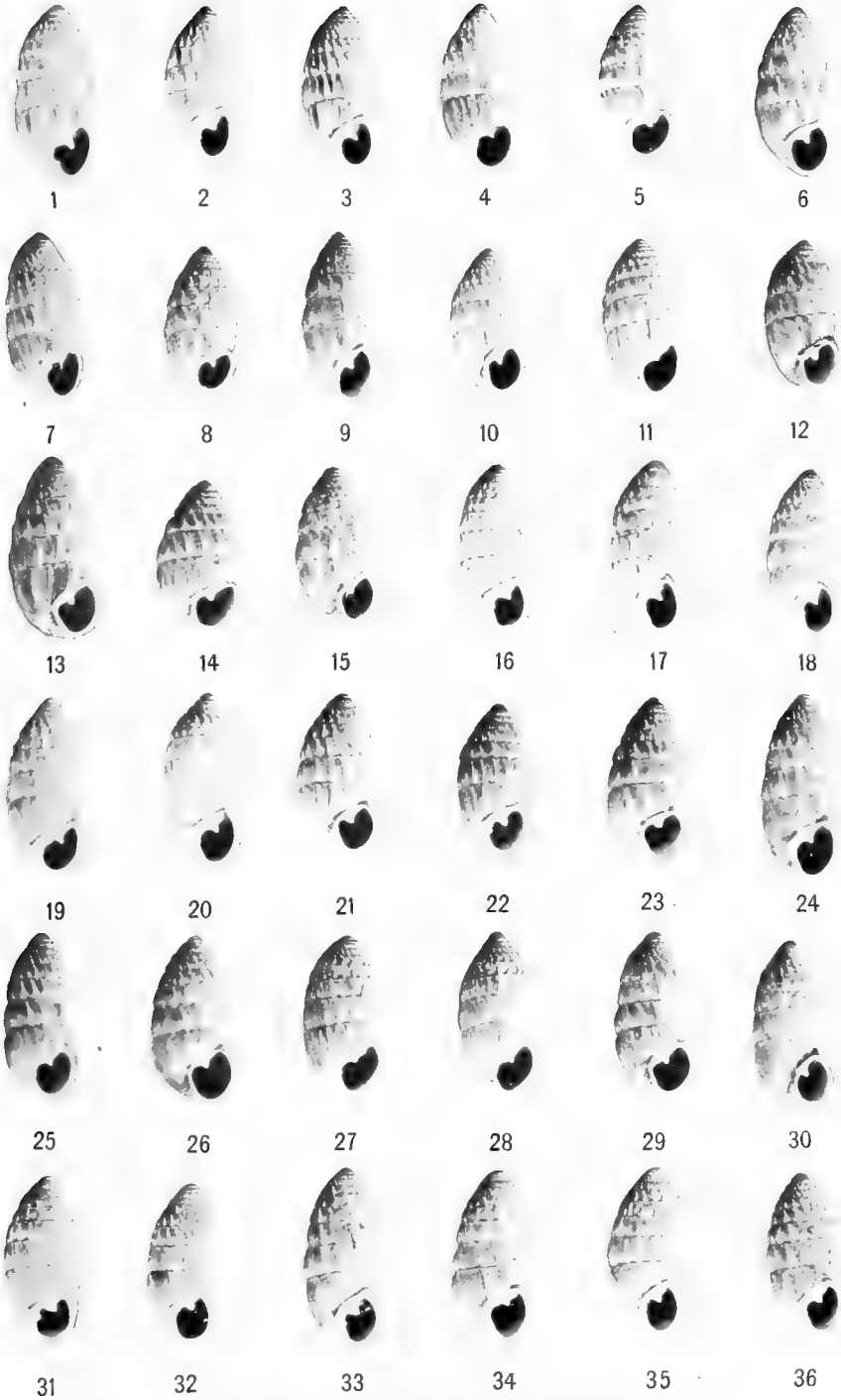
FIGS. 85-100 at the top of plate. First generation of Florida-grown *Cerion viaregis* from Colony F in Loggerhead Key.

FIGS. 1-8 of the middle series. Second generation of Florida-grown *Cerion viaregis* from the Second Ragged Key north of Sands Key.

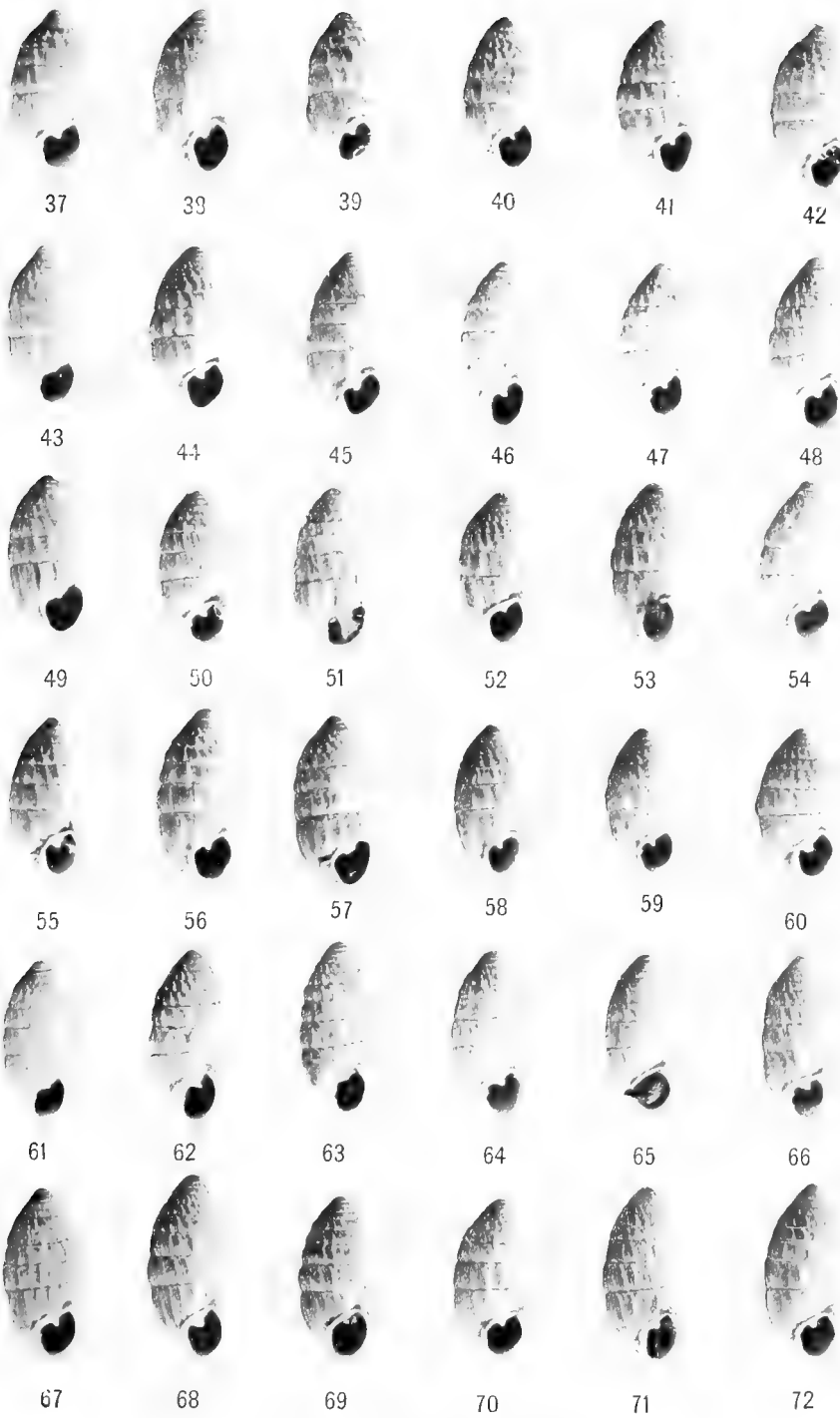
FIGS. 73-78 of the bottom series. First generation of Florida-grown *Cerion viaregis* from Colony G on Loggerhead Key.



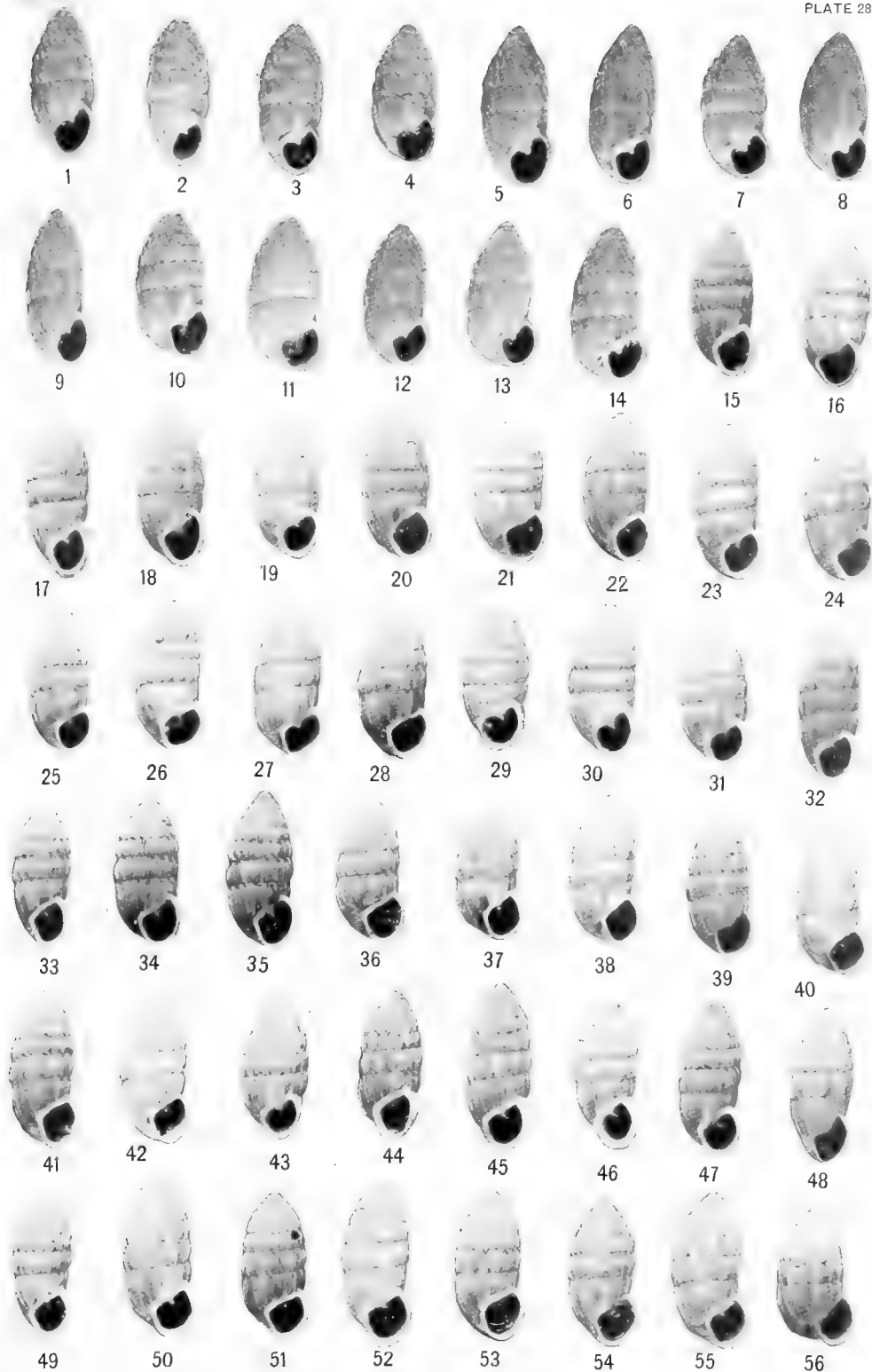
FIGS. 1-49. First generation of Florida-grown *Cerion viaregis* from Colony G on Loggerhead Key. 1915.



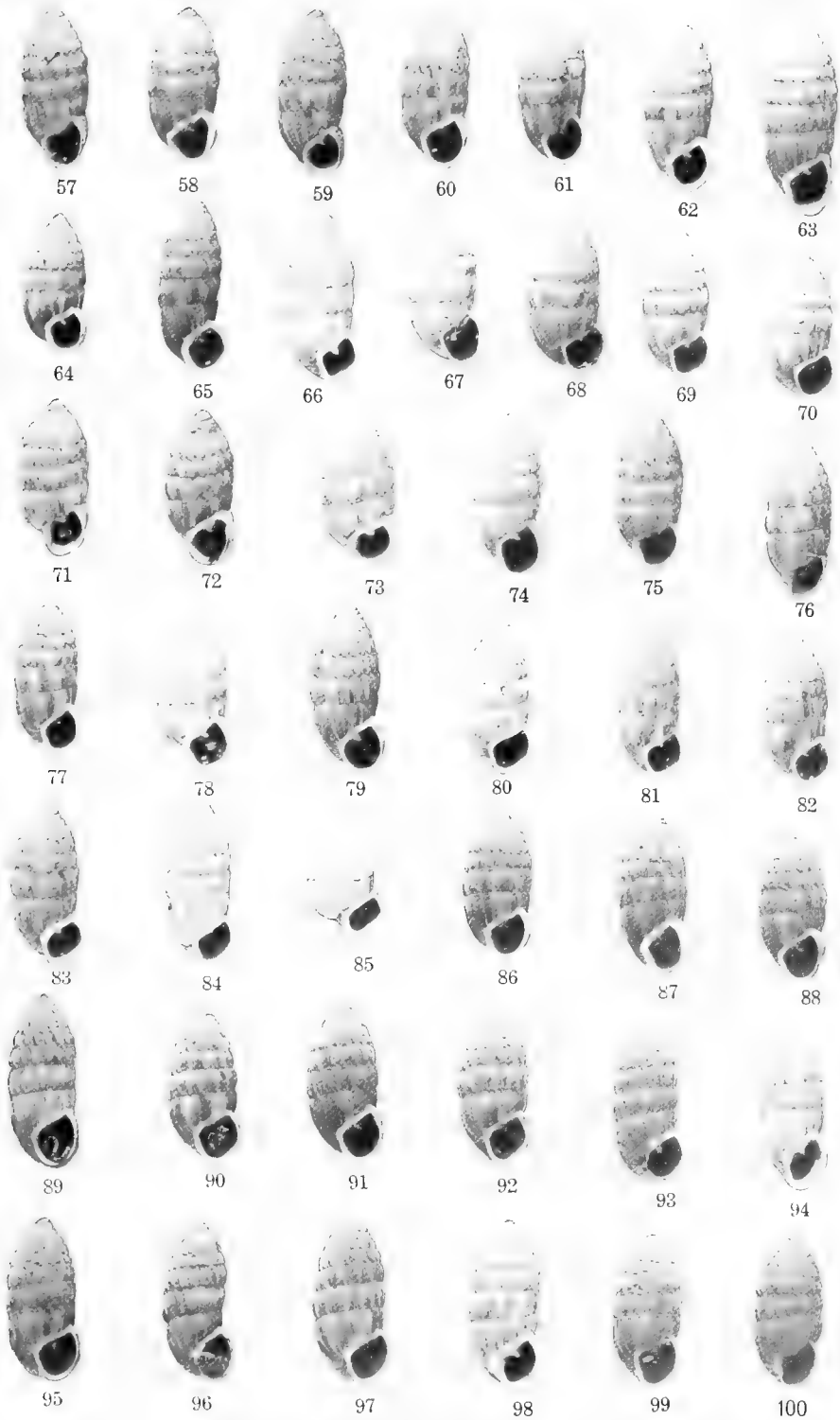
FIGS. 1-36. First generation of Florida-grown *Cerion viaregis* from Colony G on Loggerhead Key. 1916.



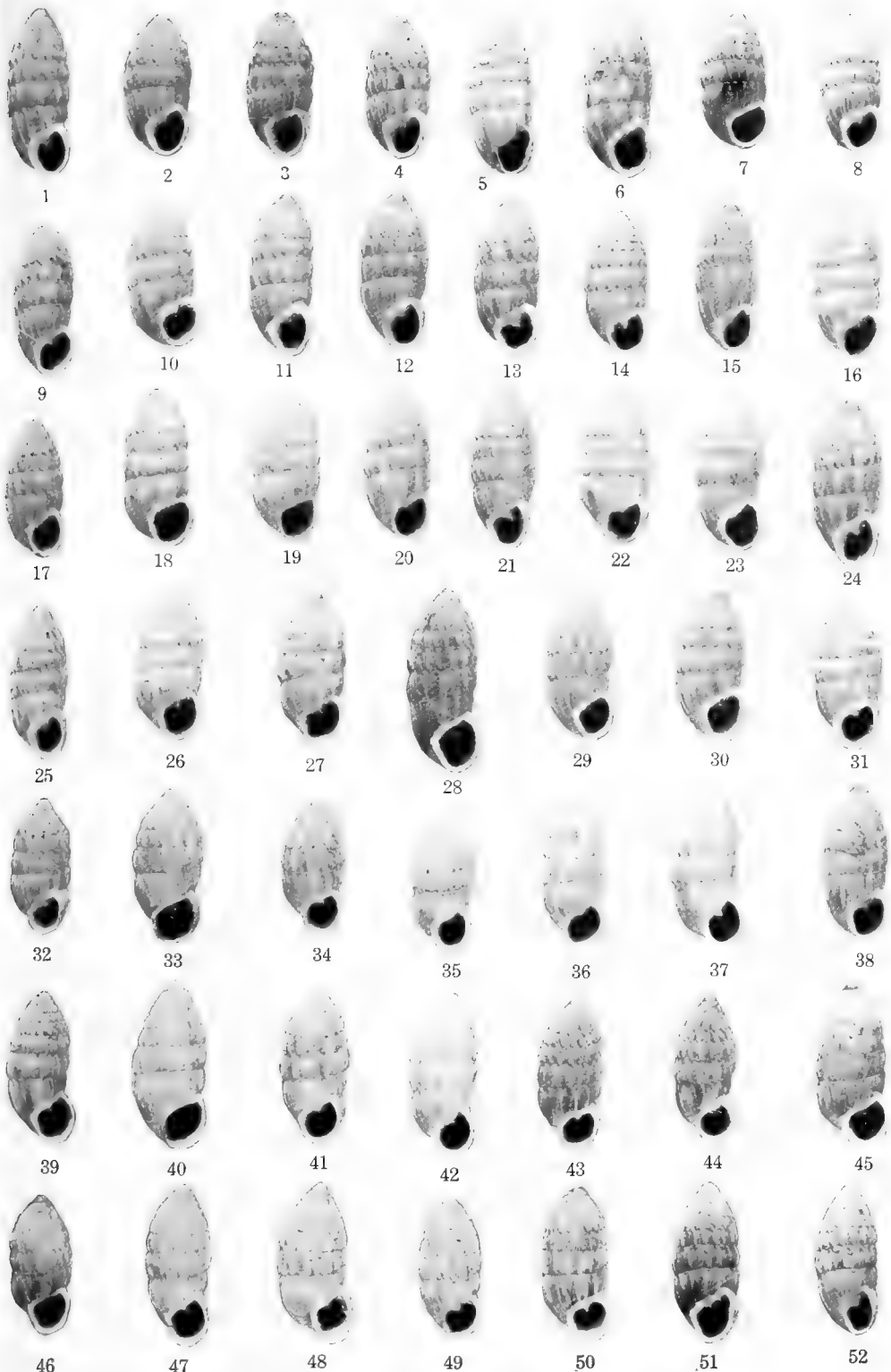
FIGS. 37-72. First generation of Florida-grown *Cerion viaregis* from Colony G on Loggerhead Key. 1916.



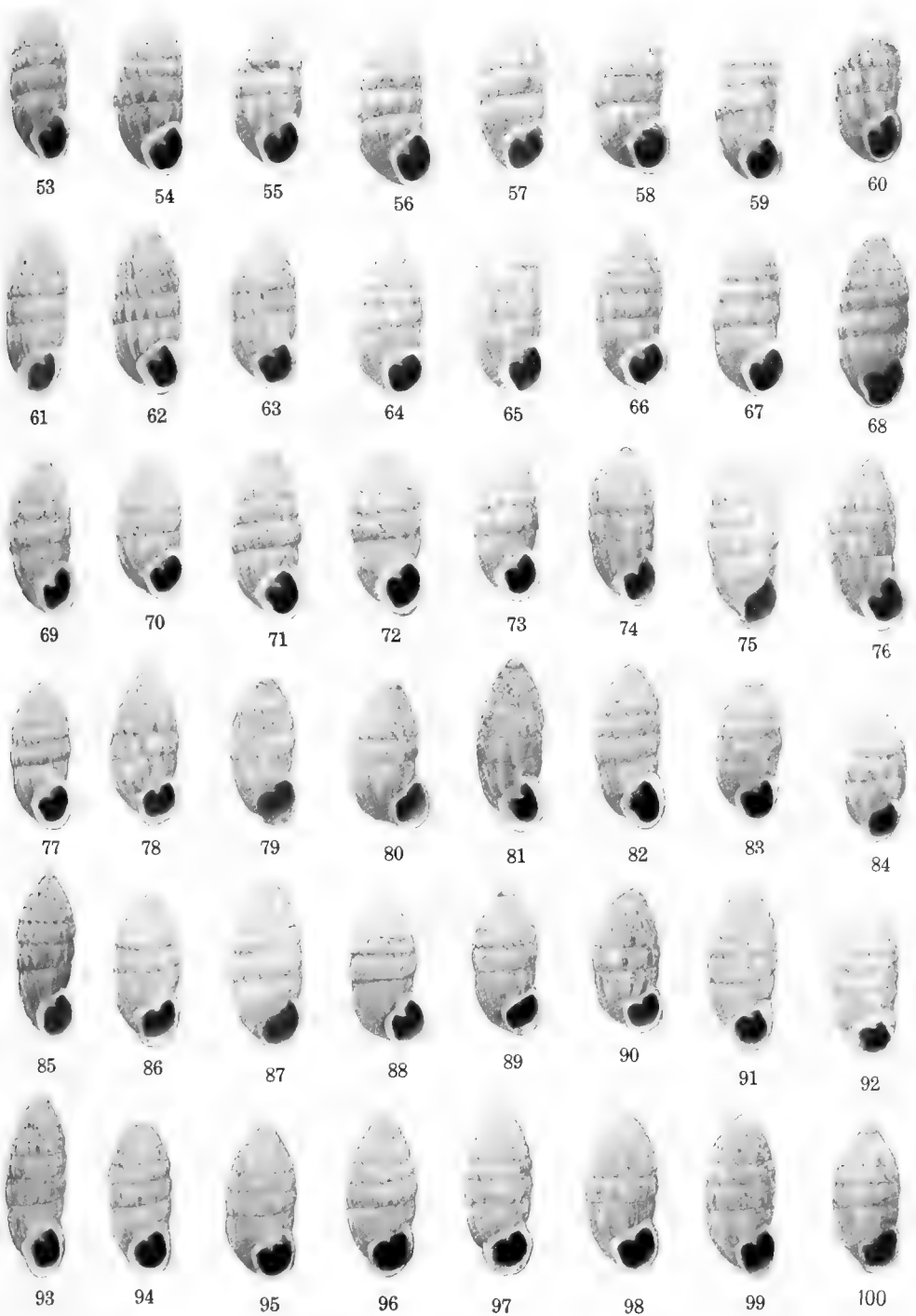
FIGS. 1-56. Second generation of Florida-grown *Cerion viaregis* from Colony K on Loggerhead Key.



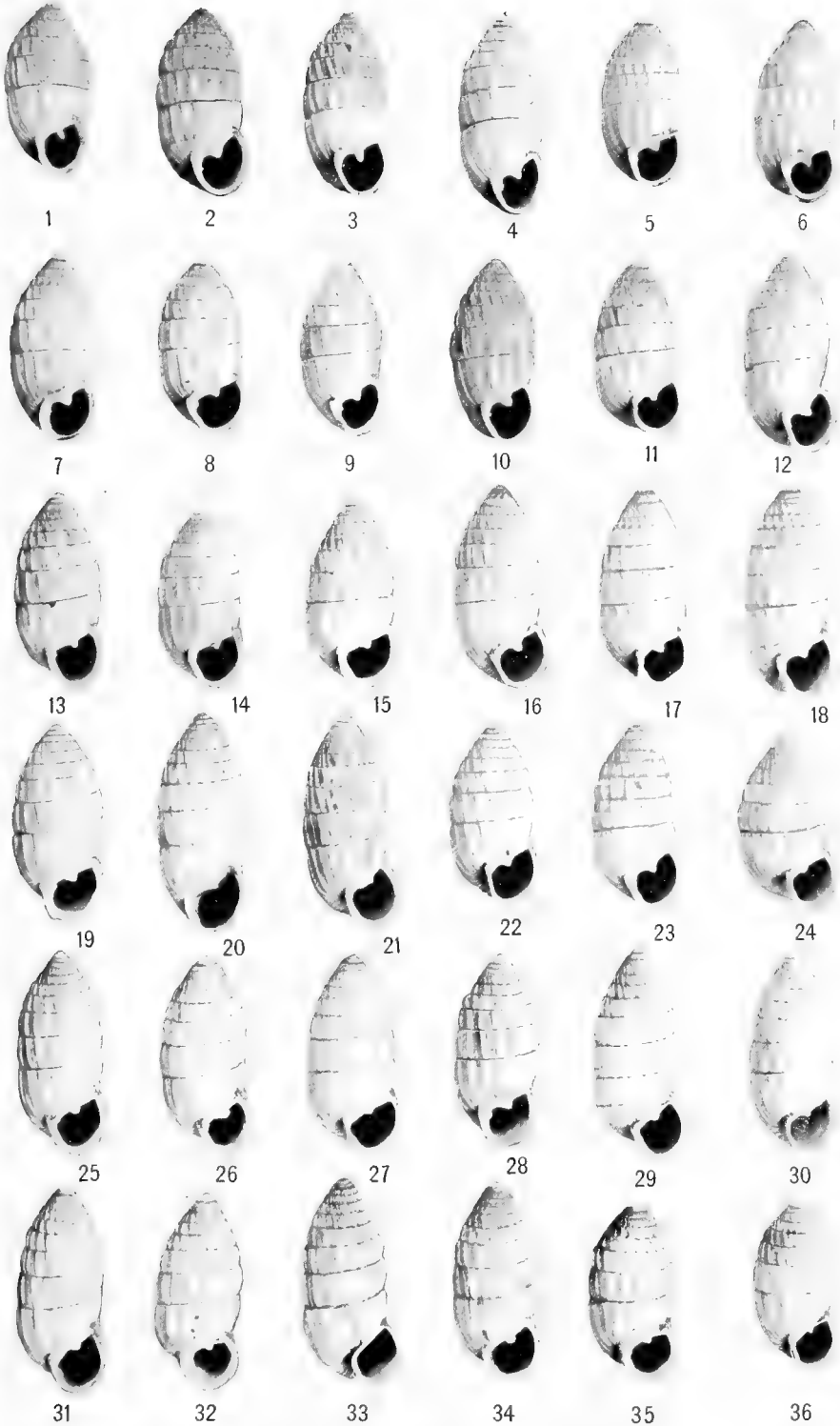
FIGS. 57-100. Second generation of Florida-grown *Cerion viaregis* from Colony K on Loggerhead Key.



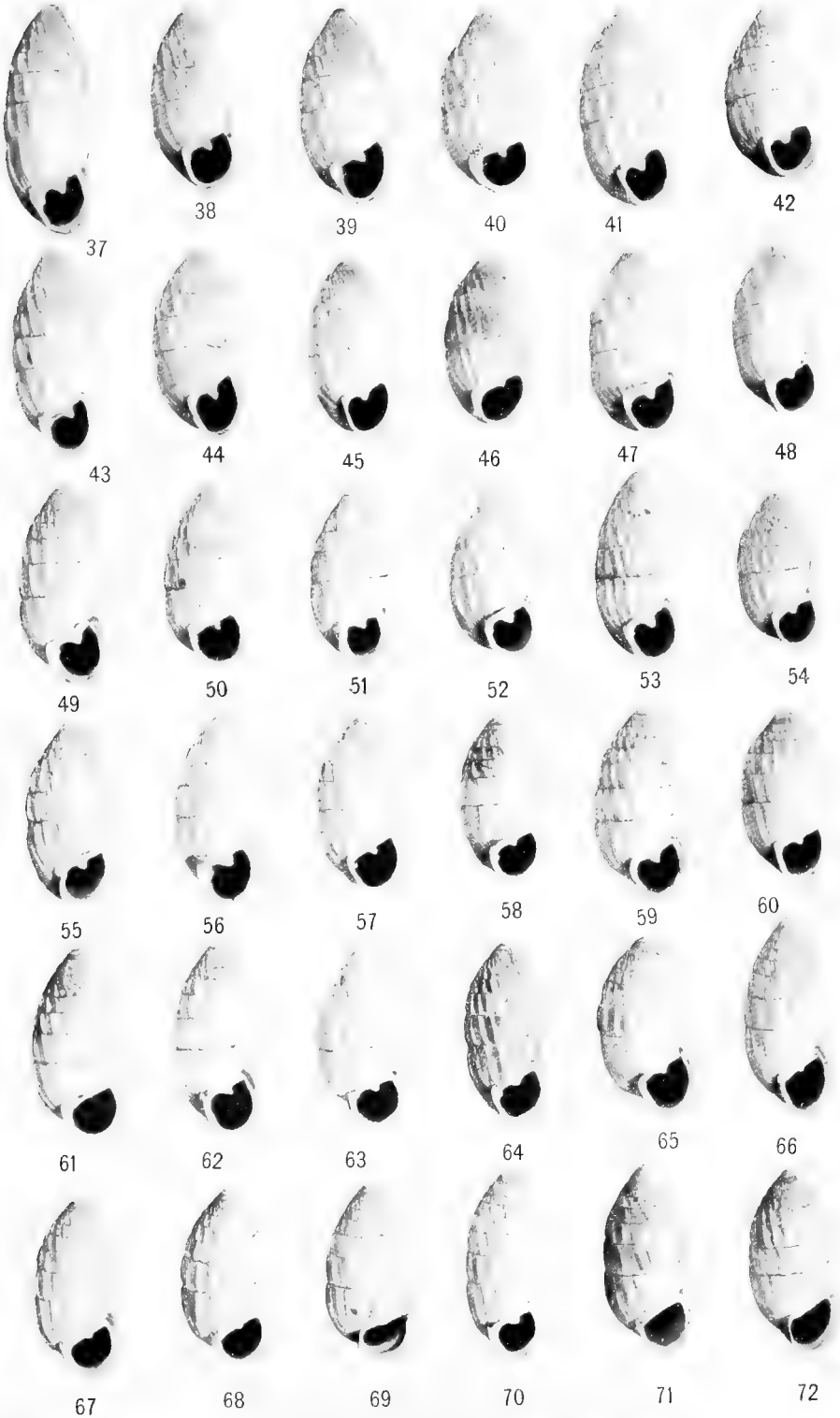
FIGS. 1-52. Second generation of Florida-grown *Cerion viaregis* from Colony M on Loggerhead Key.



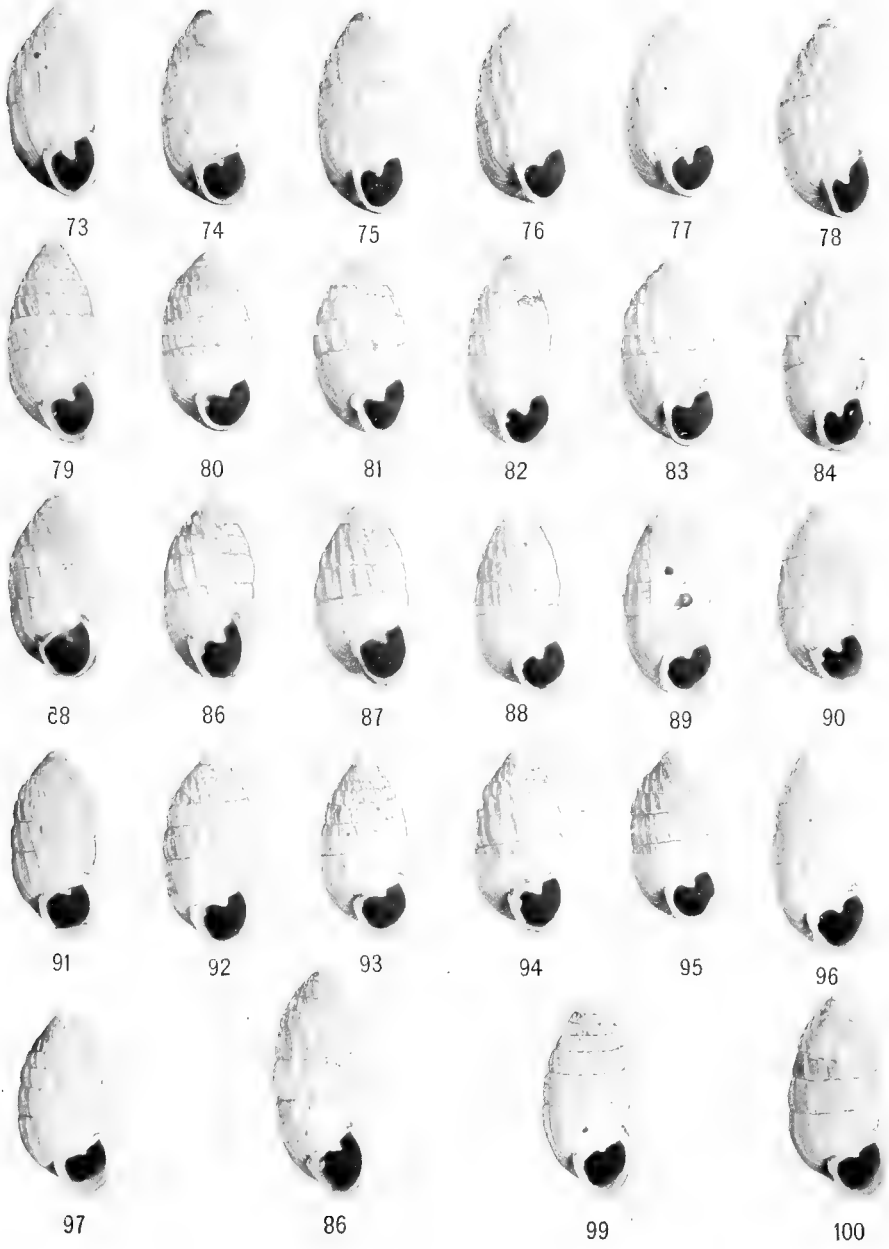
FIGS. 53-100. Second generation of Florida-grown *Cerion viaregis* from Colony M on Loggerhead Key.



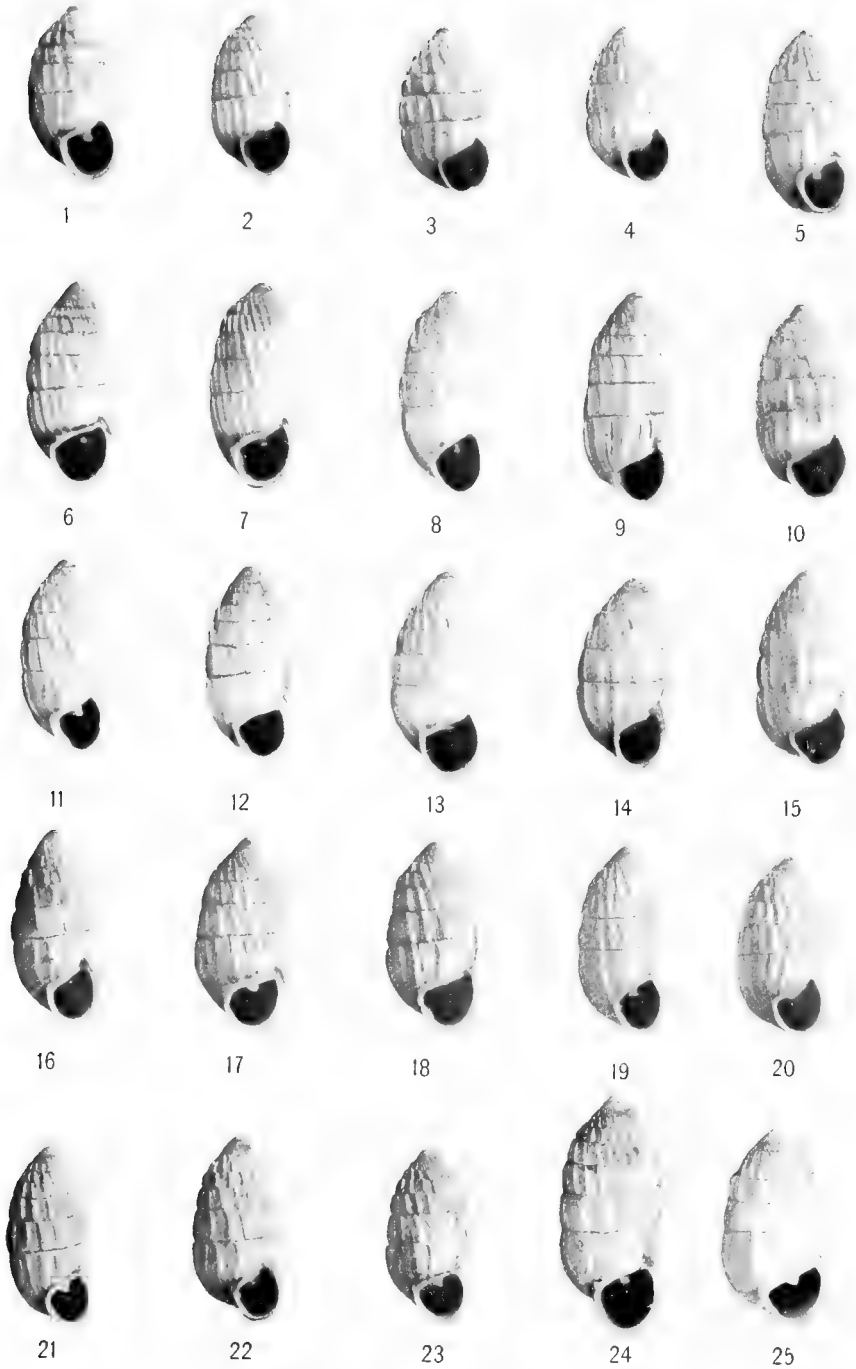
FIGS. 1-36. Check series of *Cerion casablancae*. No. 13 type of *Cerion casablancae*.



FIGS. 37-72. Check series of *Cerion casablancae*.

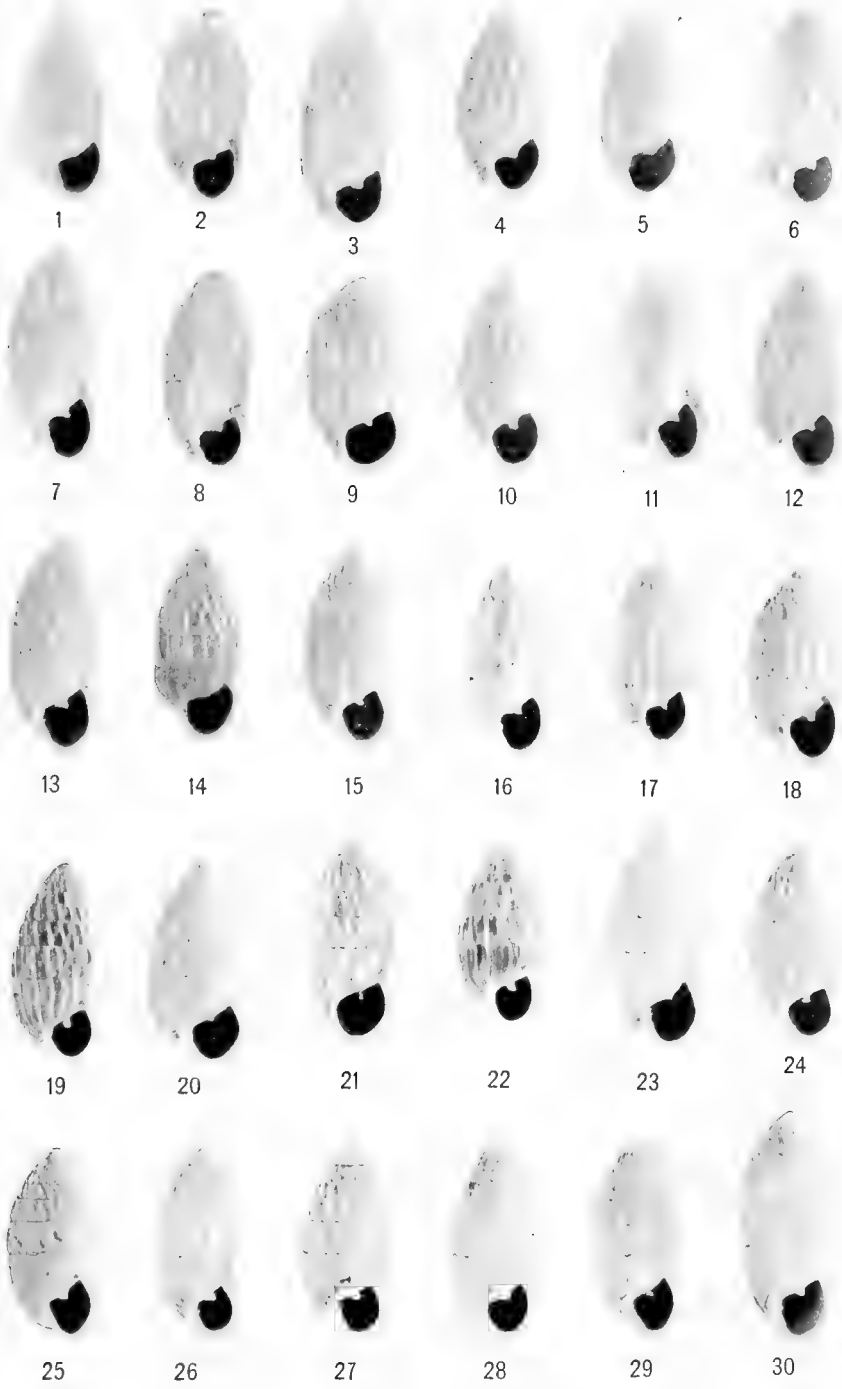


FIGS. 73-100. Check series of *Cerion casablancae*.



FIGS. 1-23. First generation of Florida-grown *Cerion casablanca* from the First Ragged Key north of Sands Key.

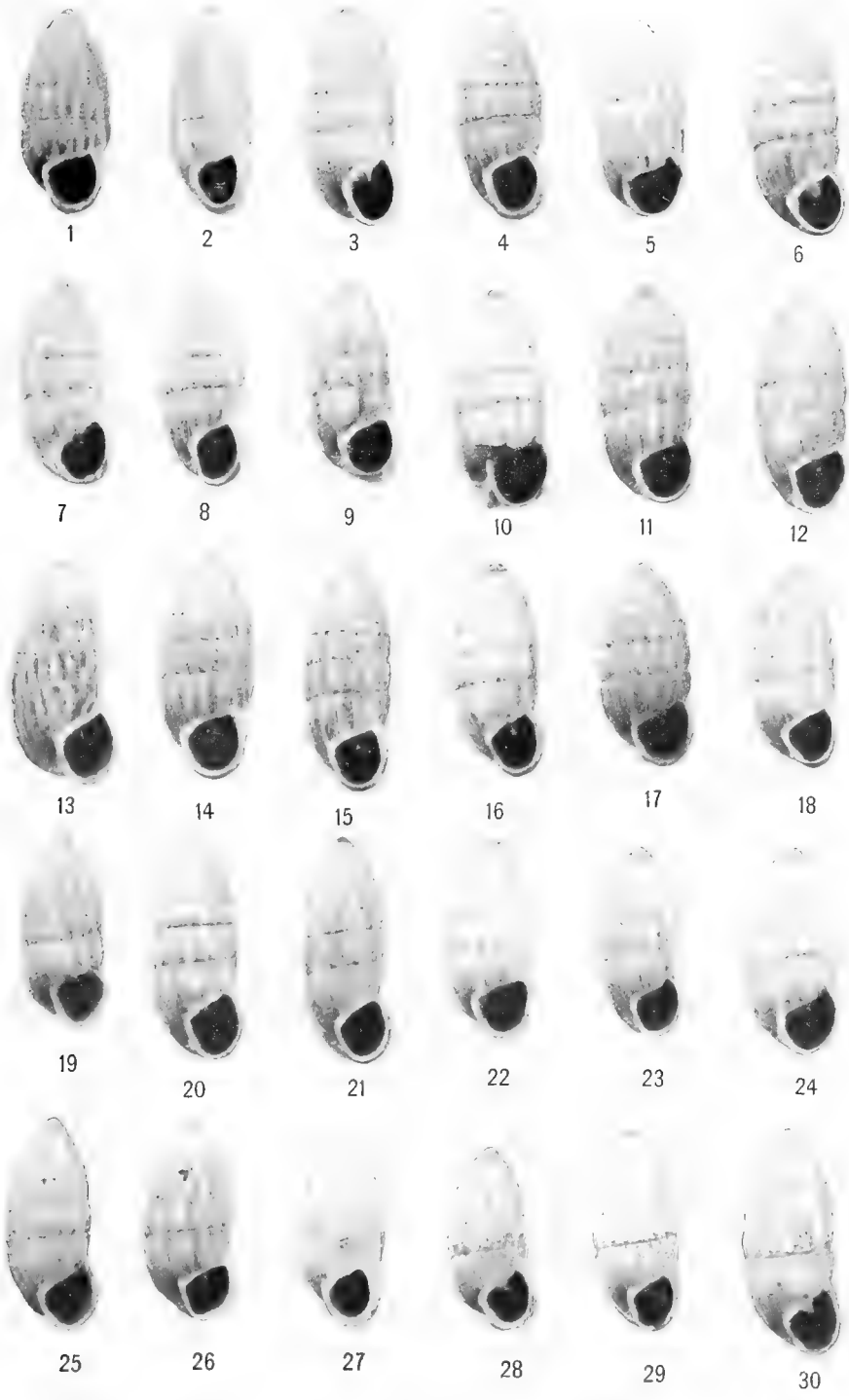
FIGS. 24 and 25. Second generation of Florida-grown *Cerion casablanca* from the First Ragged Key north of Sands Key.



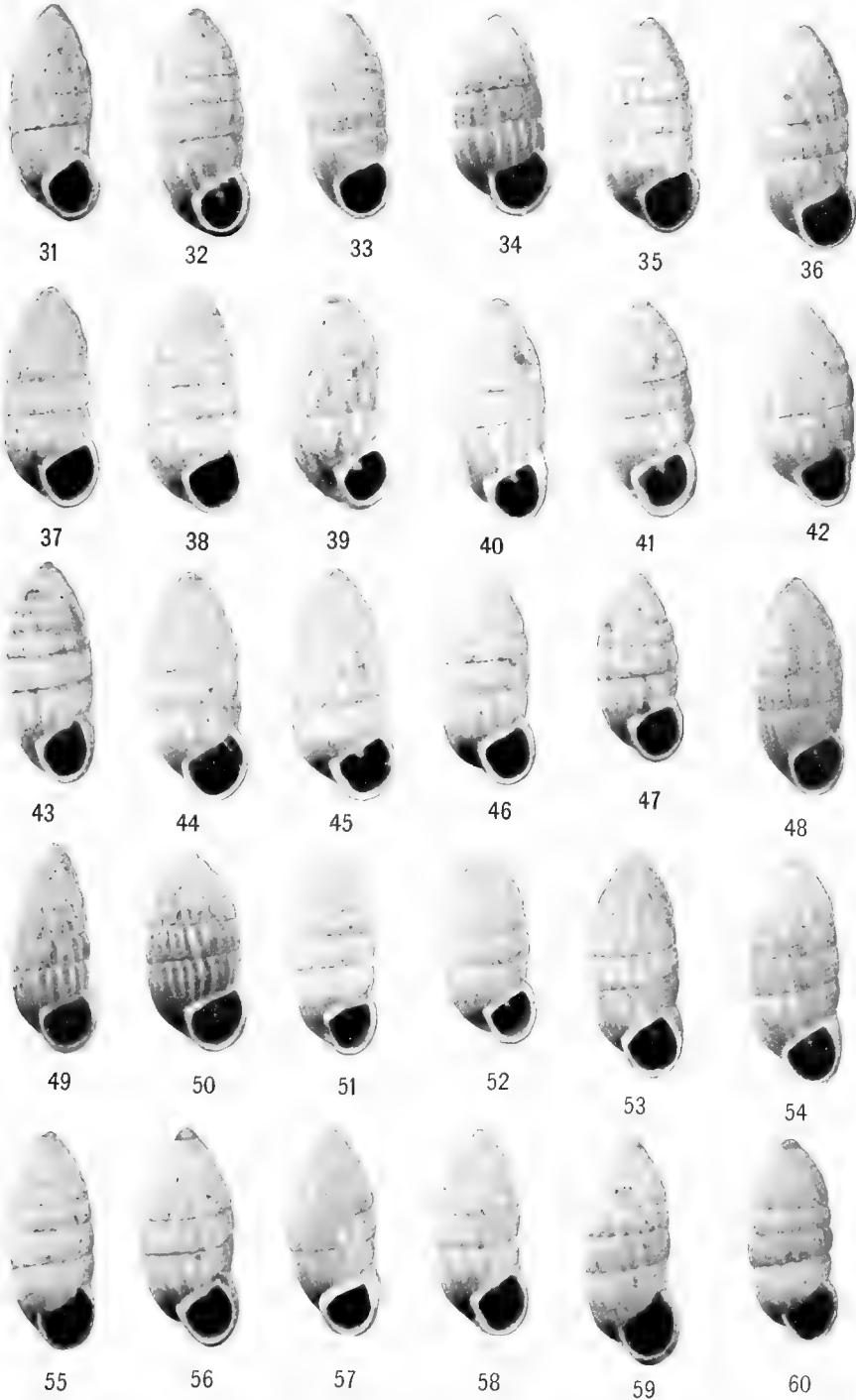
FIGS. 1-30. First generation of Florida-grown *Cerion casablancae* from Bahia Honda Key.



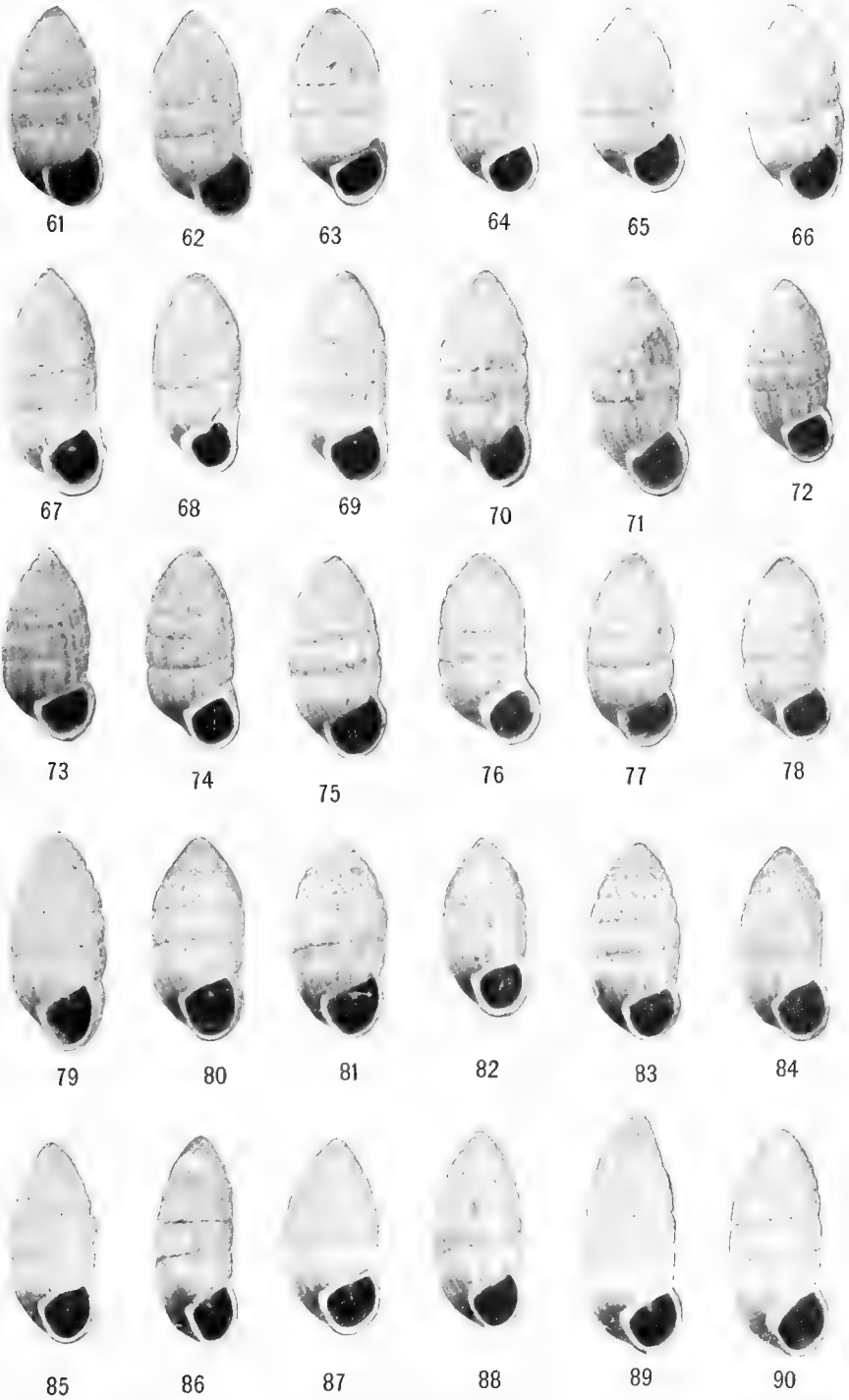
FIGS. 31-56. First generation of Florida-grown *Cerion casablanca* from Bahia Honda Key.



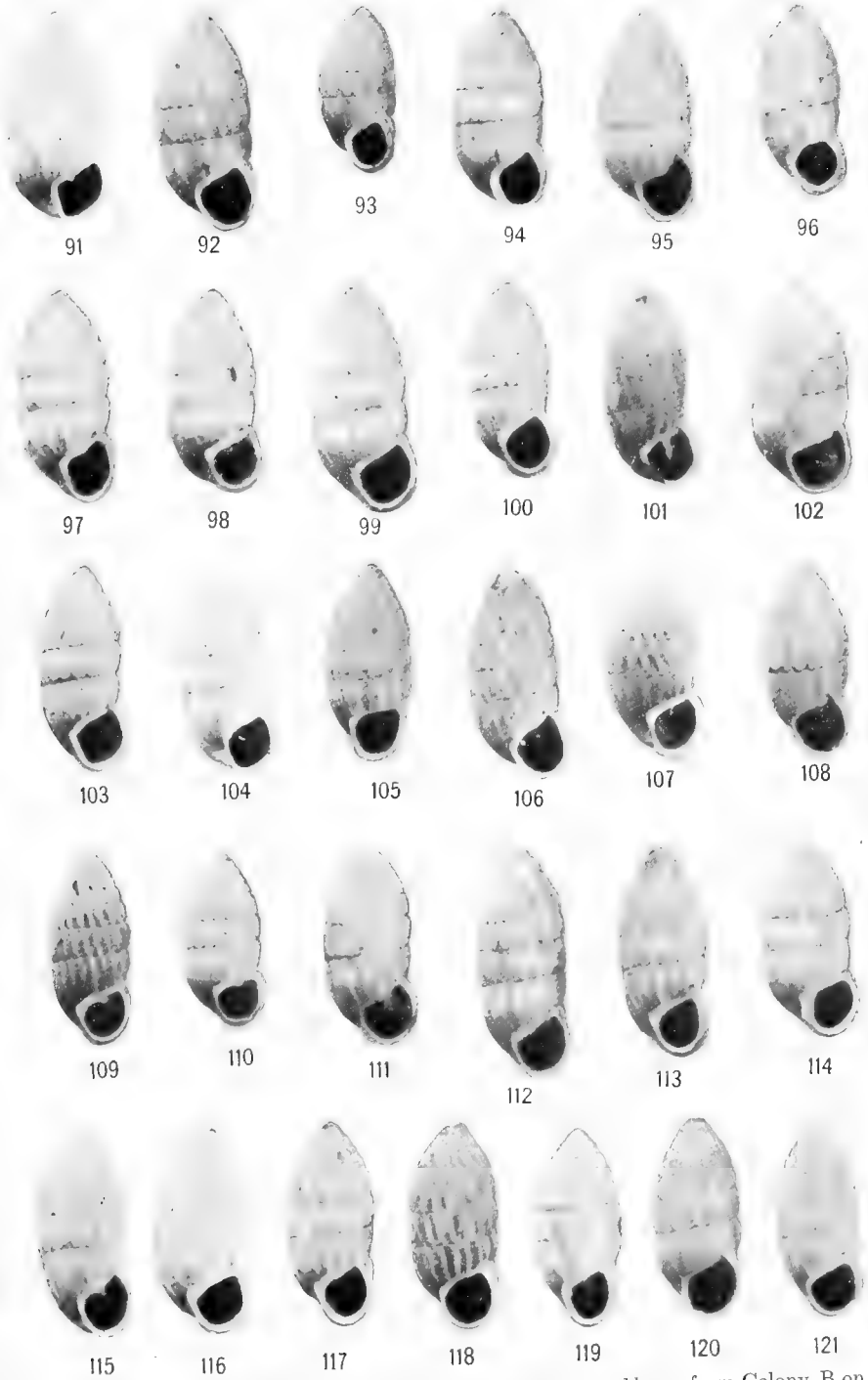
FIGS. 1-30. First generation of Florida-grown *Cerion casablanca* from Colony B on Loggerhead Key. 1915.



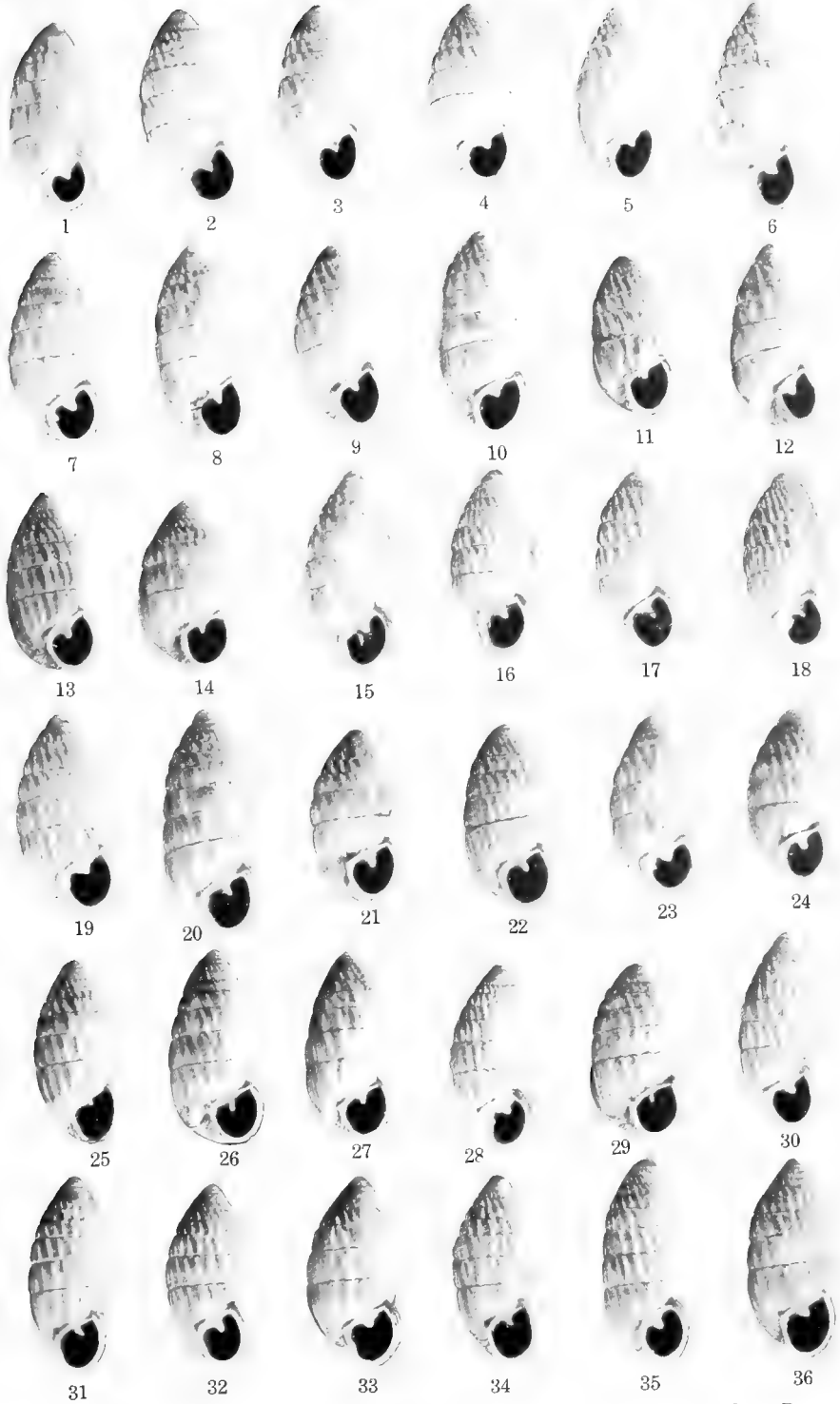
FIGS. 31-60. First generation of Florida-grown *Cerion casablancae* from Colony B on Loggerhead Key. 1915.




FIGS. 61-90. First generation of Florida-grown *Cerion casablancae* from Colony B on Loggerhead Key. 1915.



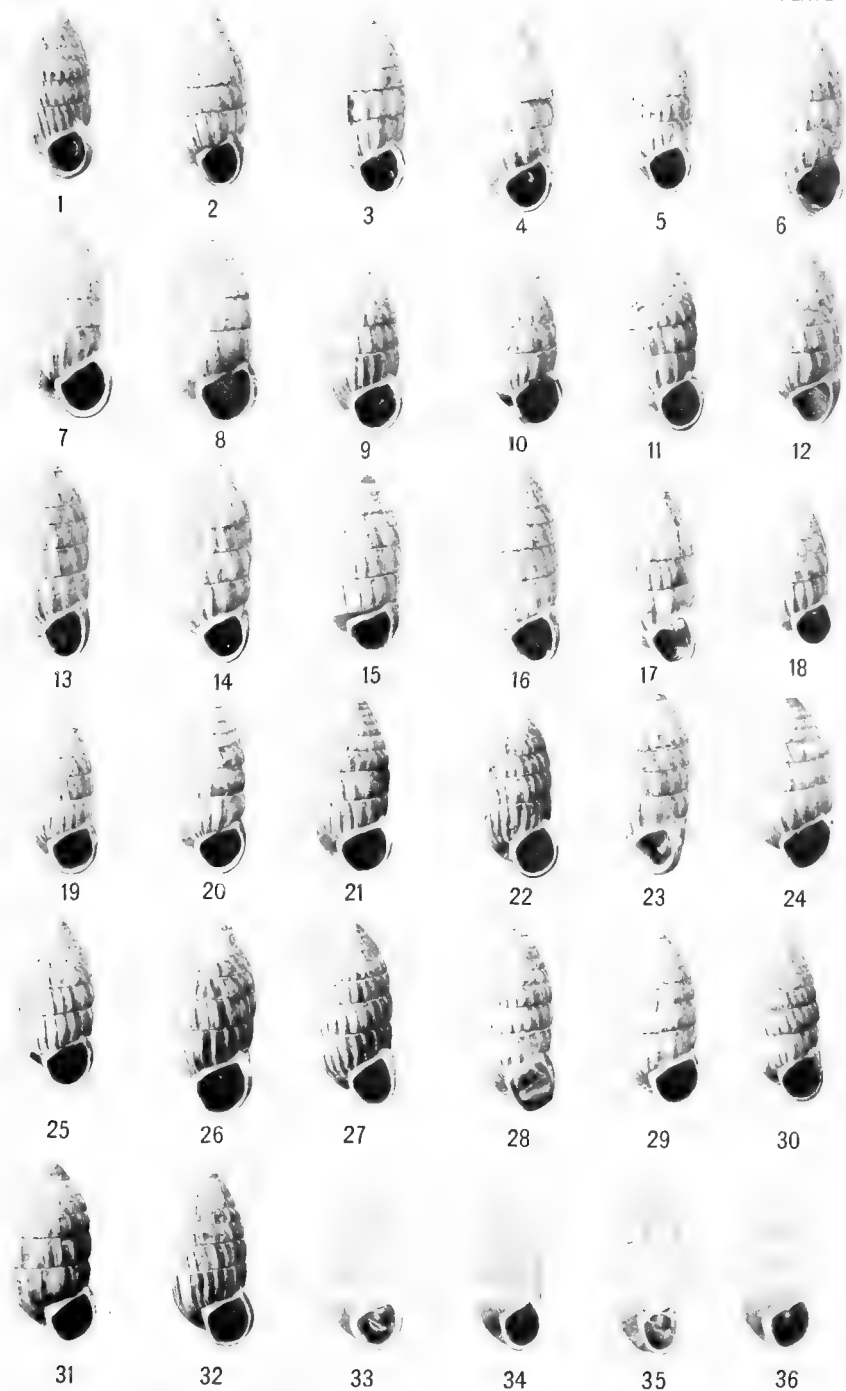
FIGS. 91-121. First generation of Florida-grown *Cerion casablanca* from Colony B on Loggerhead Key. 1915.



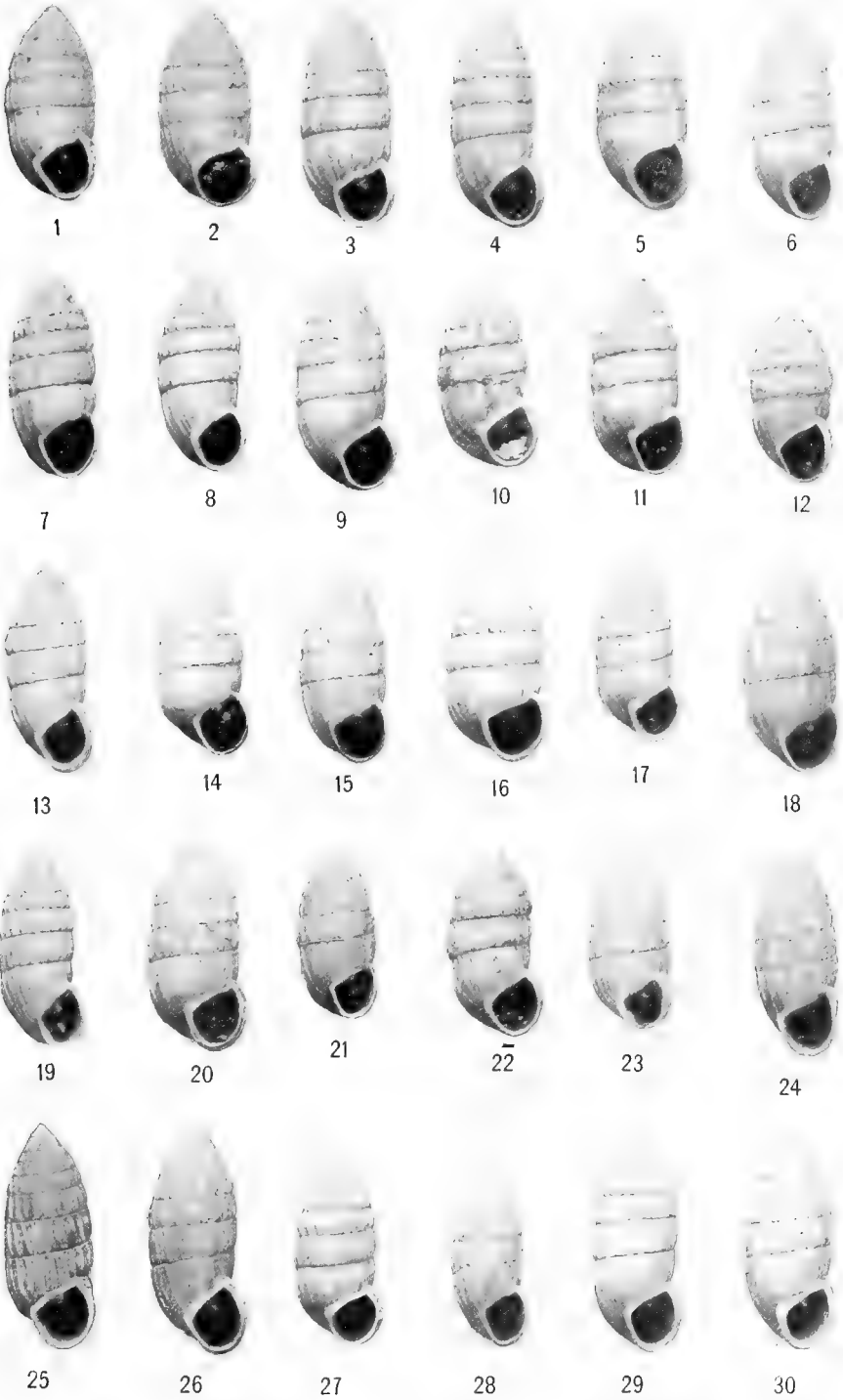
FIGS. 1-36. First generation of Florida-grown *Cerion casablancae* from Colony B on Loggerhead Key. 1916.



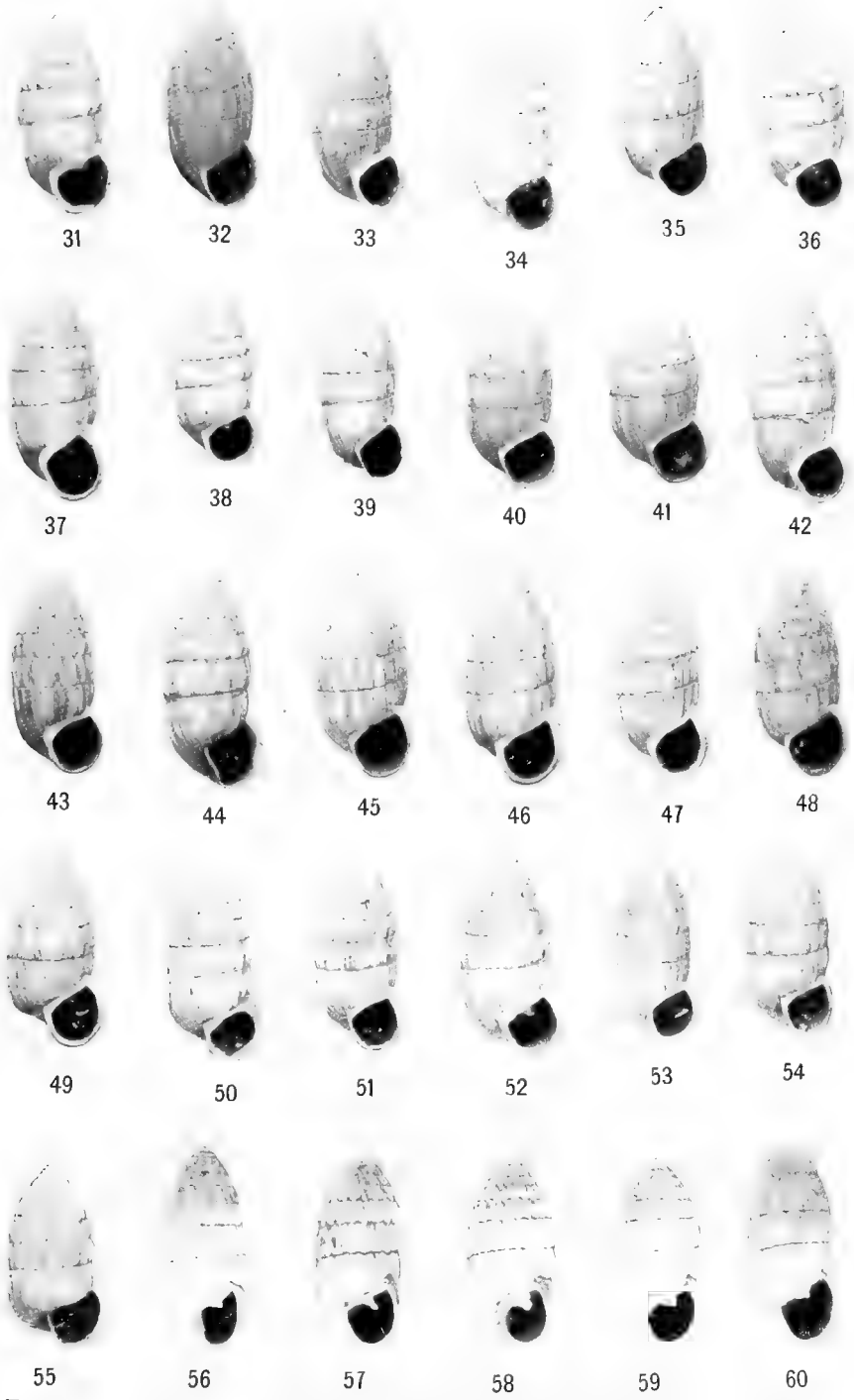
FIGS. 37-73. First generation of Florida-grown *Cerion casablanca* from Colony B on Loggerhead Key. 1916.




FIGS. 1-36. First generation of Florida-grown *Cerion casablanca* from Colony C on Loggerhead Key. 1915.



FIGS. 1-30. Second generation of Florida-grown *Cerion casablancae* from Colony C on Loggerhead Key.



FIGS. 31-60. Second generation of Florida-grown *Cerion casablancae* from Colony C on Loggerhead Key.



FIGS. 61-100. Second generation of Florida-grown *Cerion casablancae* from Colony C on Loggerhead Key.



1



2



3



4



5



6



7



8



9



10



11



12



13



14



15



16



17



18



19



20



21



22



23



24



25



26



27



28



29



30



31



32



33



34



35



36

FIGS. 1-36. Check series of *Cerion crassilabris*.



37



38



39



40



41



42



43



44



45



46



47




48



49



50



51



52



53



54



55



56



57



58



59



60



61



62



63



64



65



66



67



68



69



70



71



72

FIGS. 37-72. Check series of *Cerion crassilabris*.



73



74



75



76



77



78



79



80



81



82



83



84



85



86



87



88



89



90



91



92



93



94



95



96



97



98

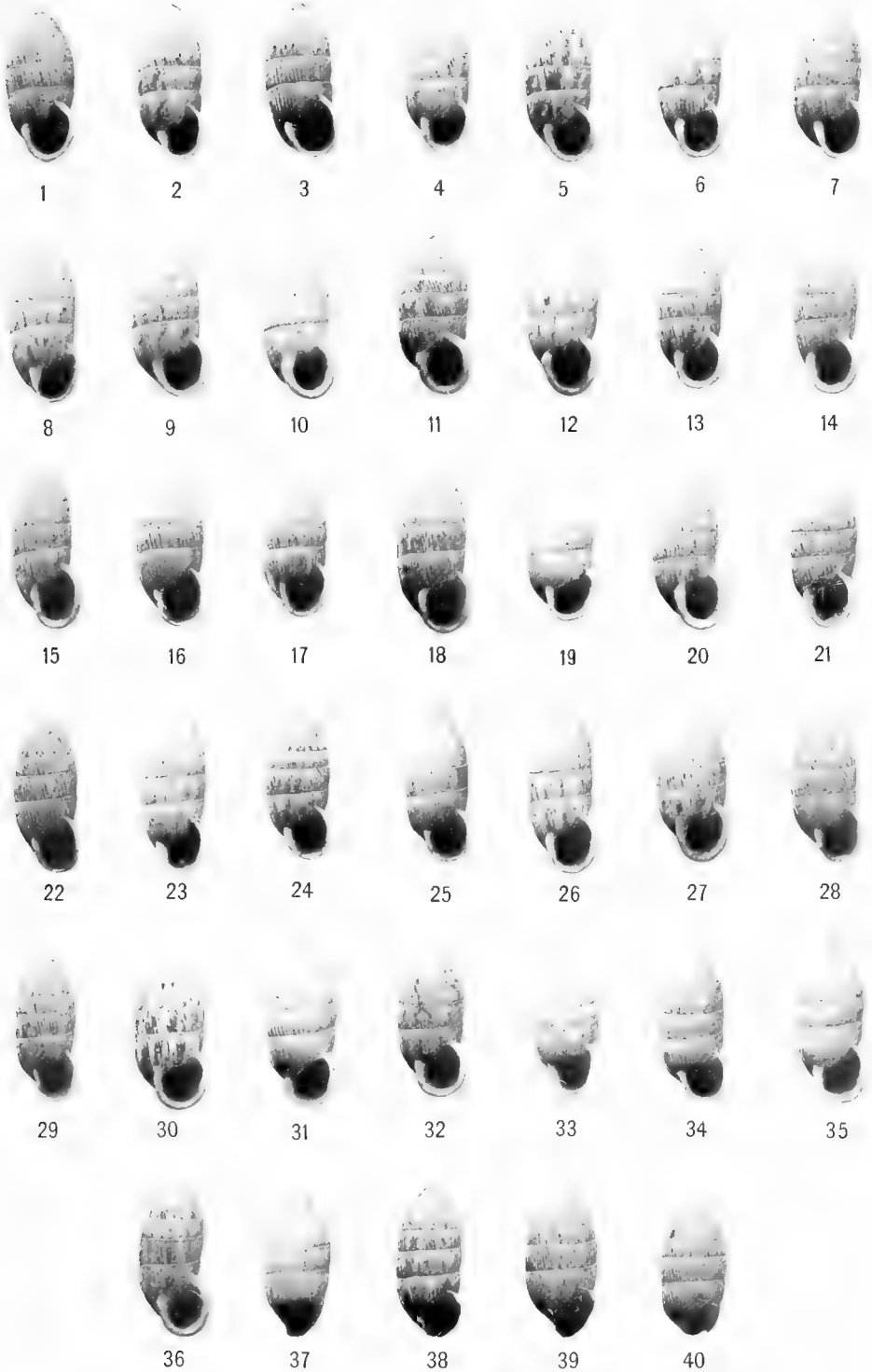


99




100

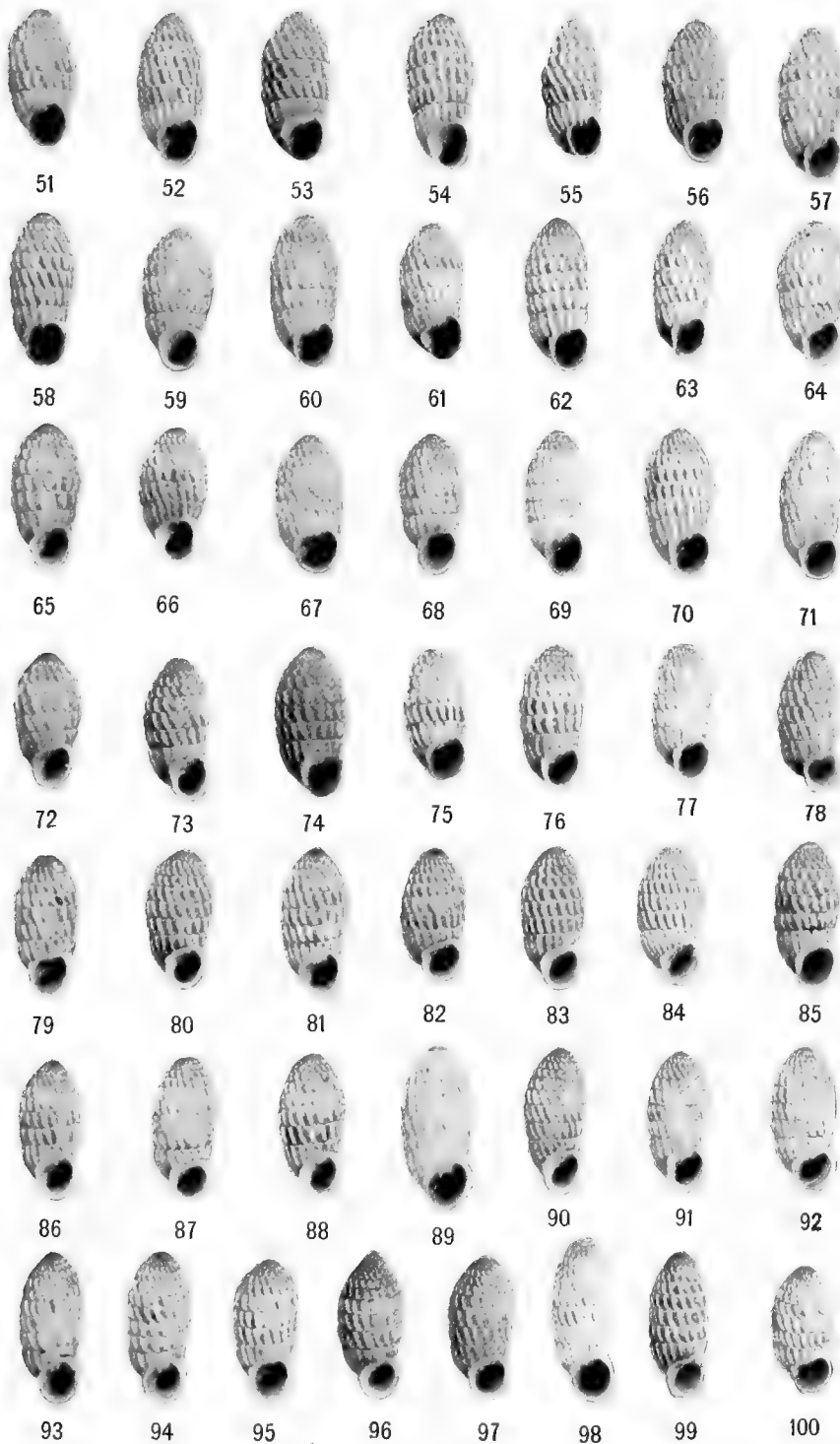
FIGS. 73-100. Check series of *Cerion crassilabris*.



FIGS. 1-40. First generation of Florida-grown *Cerion crassilabris*, from Colony L on Loggerhead Key.



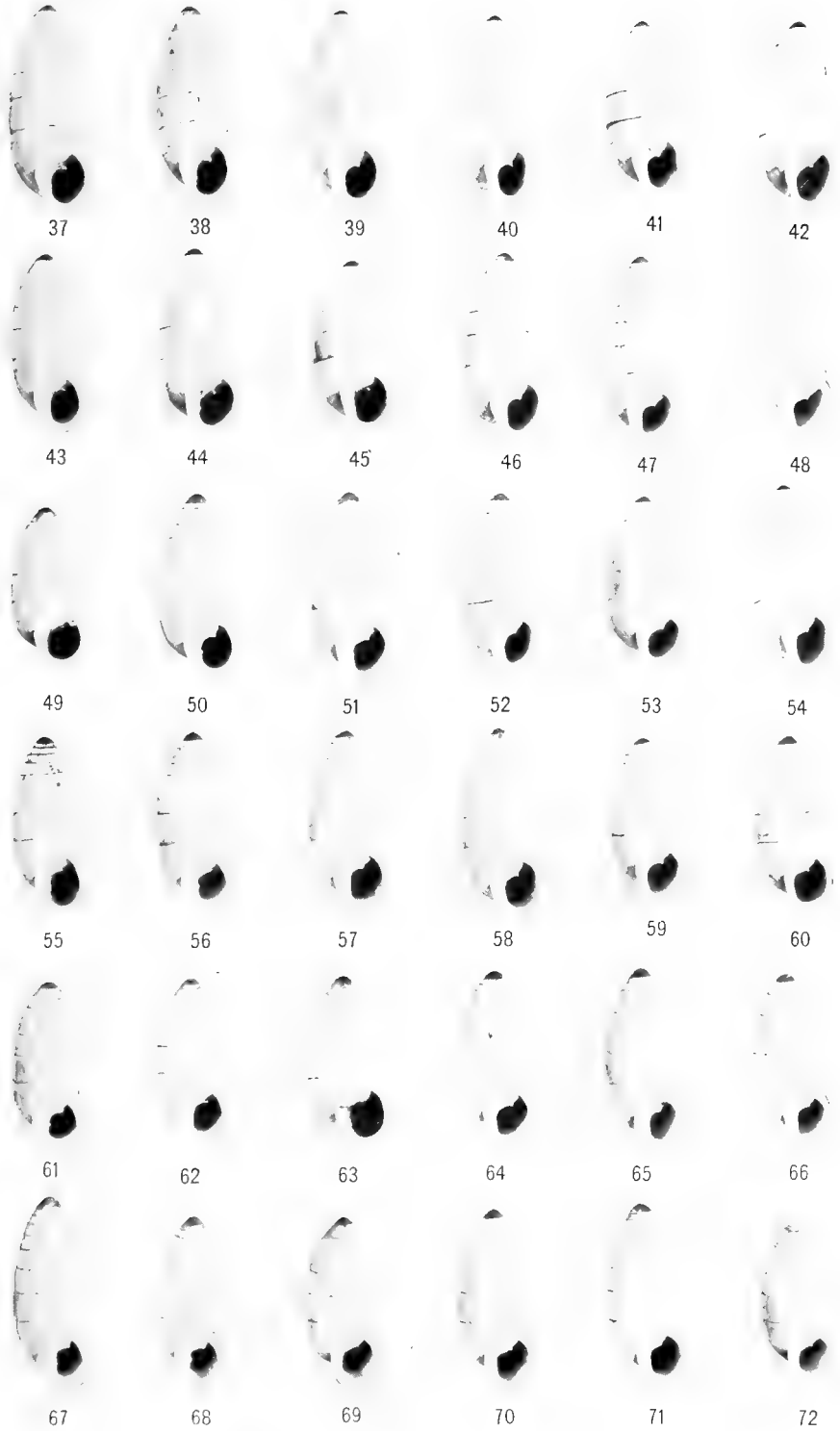
FIGS.1-50. Check series of *Cerion wa*.



Figs. 51-100. Check series of *Cerion wa.*



FIGS. 1-36. Check series of *Cerion incanum*.



FIGS. 37-72. Check series of *Cerion incanum*.



73



74



75



76



77



78



79



80




81



82



83



84



85



86



87



88



89



90



91



92



93



94



95



96



97



98

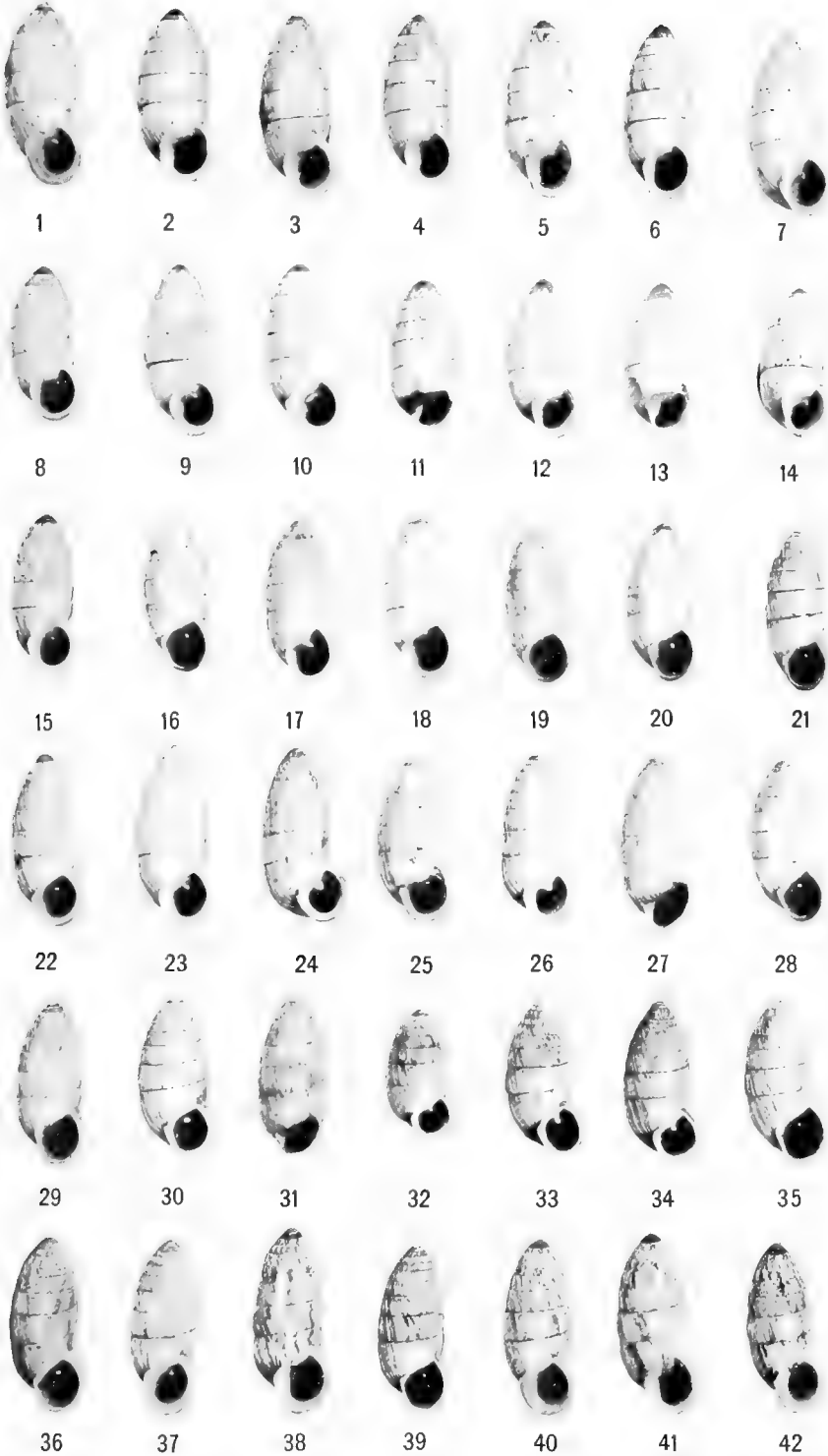


99

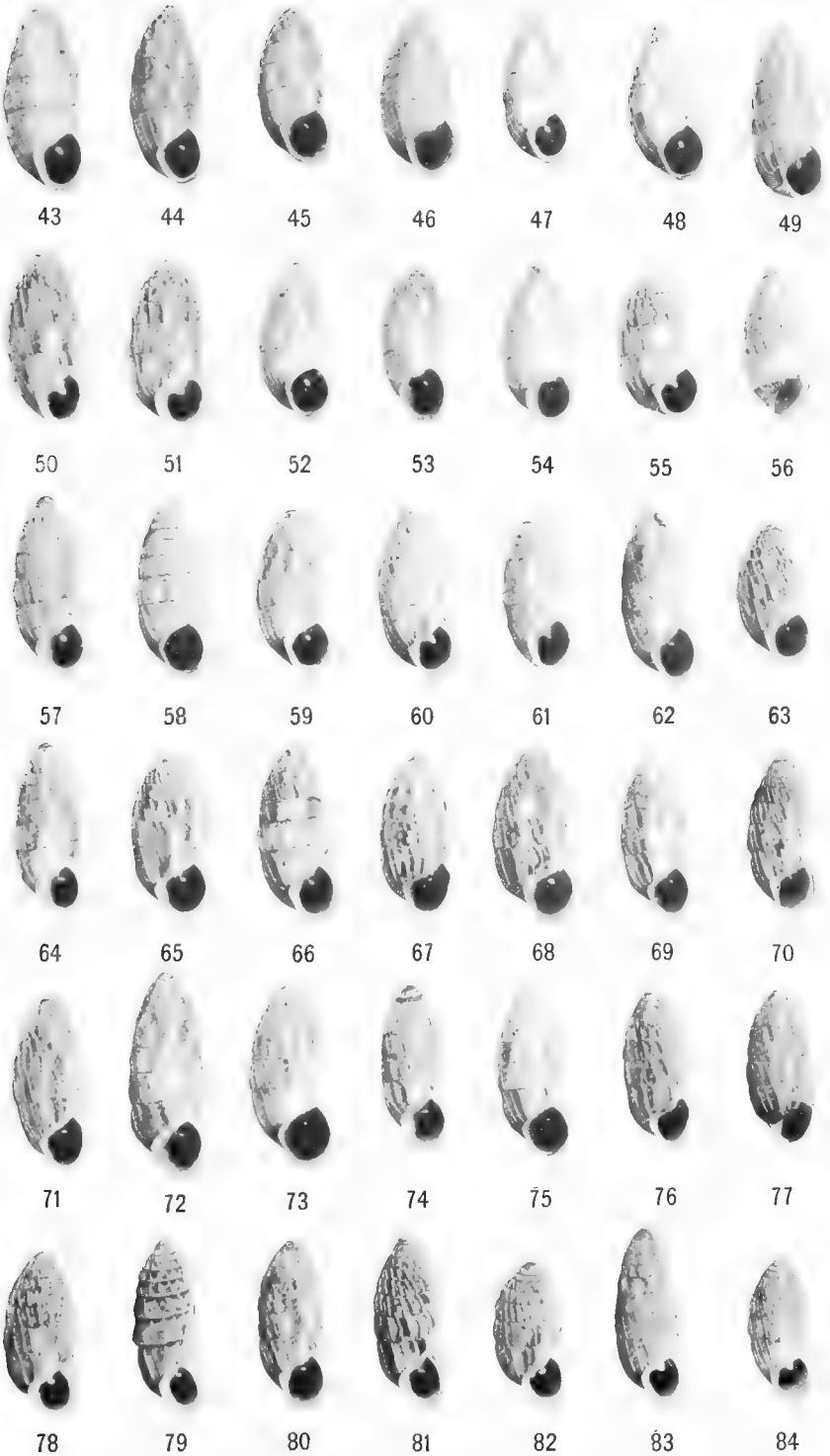


100

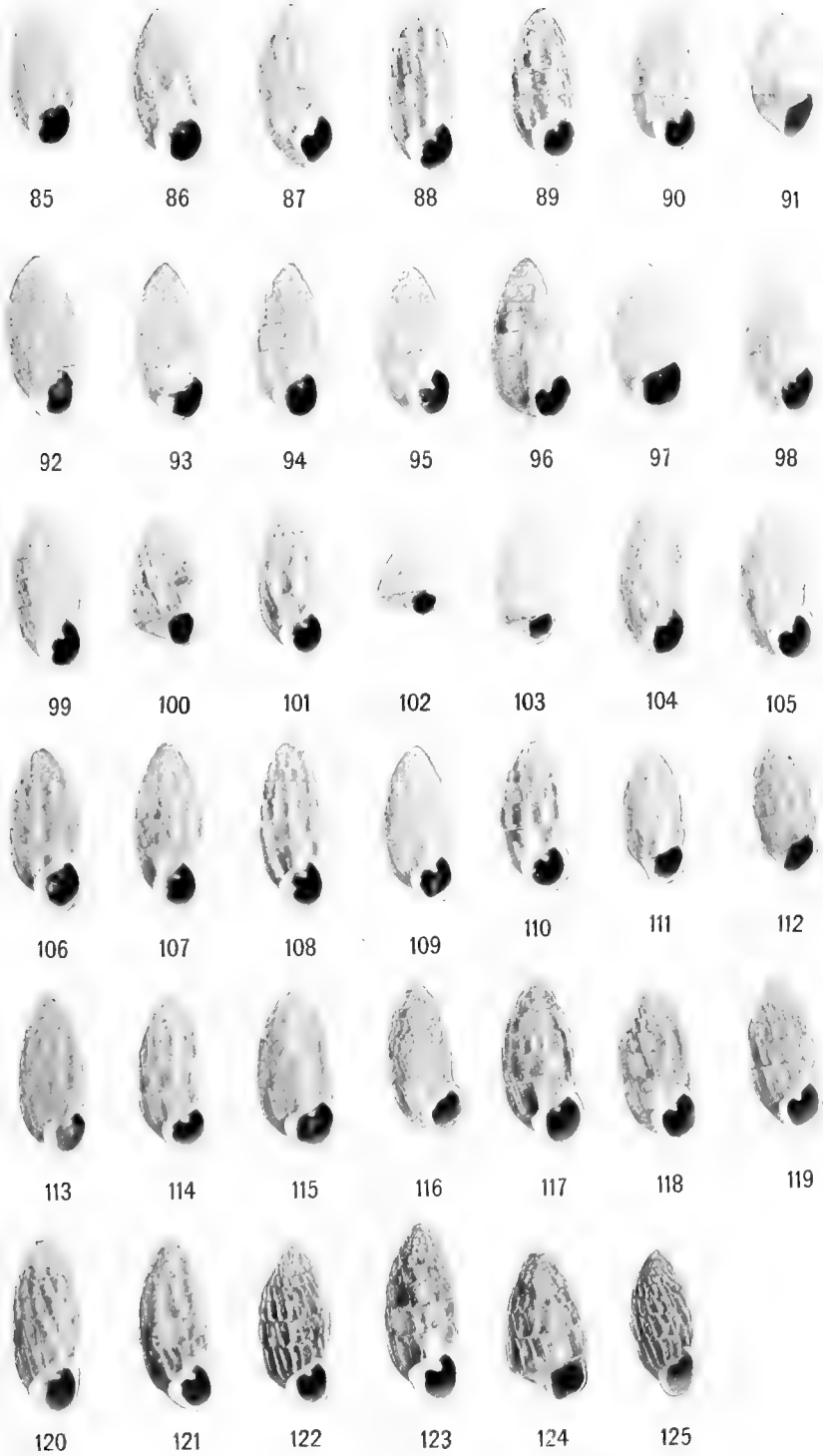
FIGS. 73-100. Check series of *Cerion incanum*.



FIGS. 1-42. *Cerion incanum* x *Cerion viaregis* from Newfound Harbor Key.



FIGS. 43-84. *Cerion incanum* × *Cerion viaregis* from Newfound Harbor Key.



FIGS. 85-125. *Cerion incanum* × *Cerion viaregis* from Newfound Harbor Key.

