


New York
State College of Agriculture
At Cornell University
Ithaca, N. Y.

Library

CORNELL UNIVERSITY LIBRARY



3 1924 050 773 898



Cornell University
Library

The original of this book is in
the Cornell University Library.

There are no known copyright restrictions in
the United States on the use of the text.

<http://www.archive.org/details/cu31924050773898>

ICONOGRAPHY

OF

AUSTRALIAN SPECIES OF ACACIA

AND

COGNATE GENERA,

BY

BARON FERD. VON MUELLER, K.C.M.G., M. & PH.D., F.R.S.,

GOVERNMENT BOTANIST OF THE COLONY OF VICTORIA.

"SED GAUDEBITIS ET EXULTABITIS USQUE AD SEMPIERNUM IN IIS, QUÆ DEUS CREAVIT."—*Prophetia Isaiæ*, lxx. 18.

SEVENTH DECADE.

BY AUTHORITY:

ROBT. S. BRAIN, GOVERNMENT PRINTER, MELBOURNE.

1887.

PRICE—THREE SHILLINGS.

c. T

ICONOGRAPHY
OF
AUSTRALIAN SPECIES OF ACACIA
AND
COGNATE GENERA,

BY
BARON FERD. VON MUELLER, K.C.M.G., M. & PH.D., F.R.S.,
GOVERNMENT BOTANIST OF THE COLONY OF VICTORIA.

"SED GAUDEBITIS ET EXULTABITIS USQUE AD SEMPITERNUM IN IIS, QUÆ DEUS CREABAT."—*Prophetia Isaie*, lxx. 18.

SEVENTH DECADE.

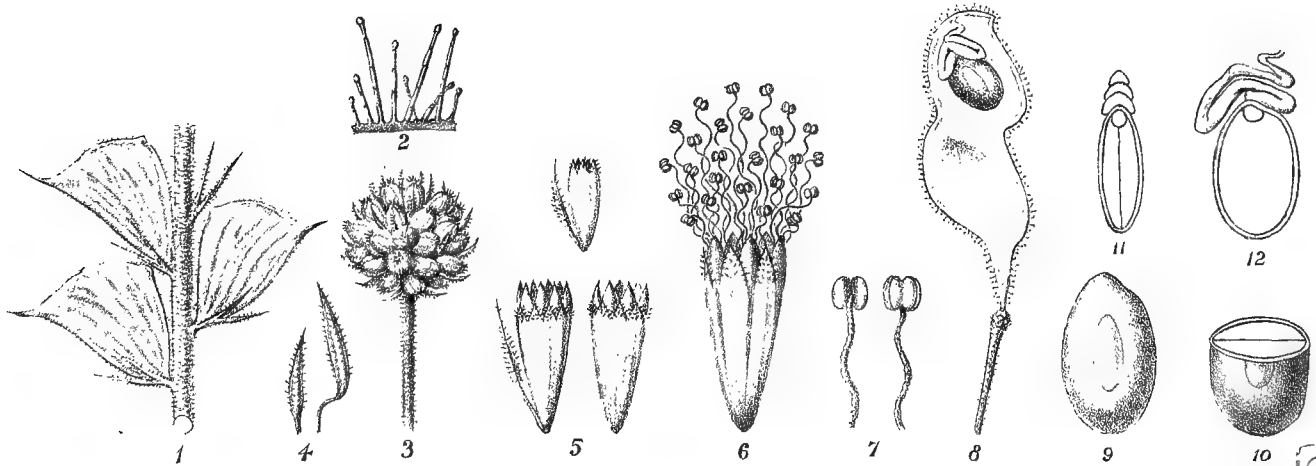
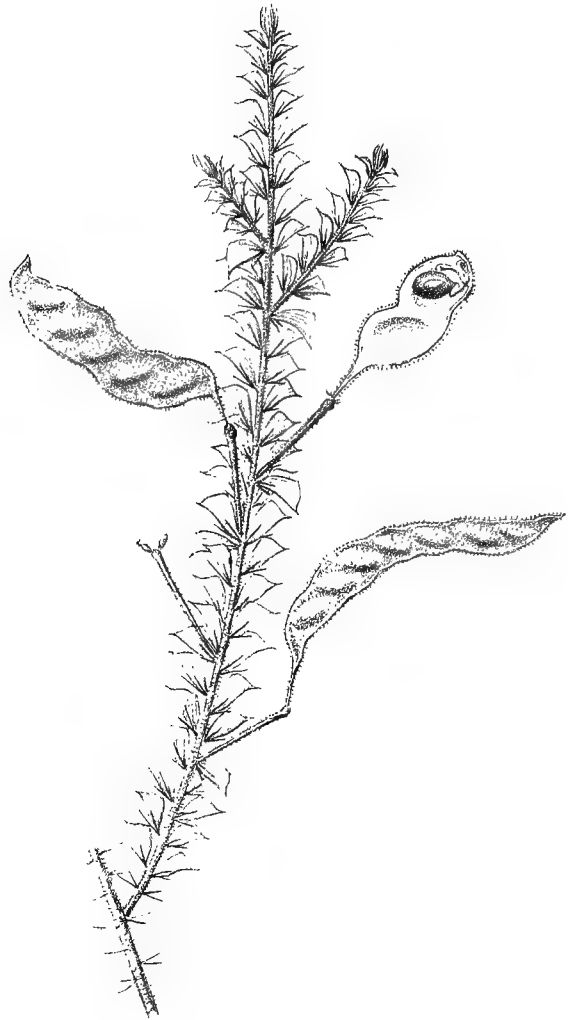

BY AUTHORITY:
ROBT. S. BRAIN, GOVERNMENT PRINTER, MELBOURNE.
1887.

ACACIA STIPULOSA.

F. v. M. in Journal of the Linnean Society iii. 119 (1858).

- 1, portion of a branchlet with phyllodia and stipules.
- 2, glandular hairlets.
- 3, head of unexpanded flowers.
- 4, bracts.
- 5, two unexpanded flowers.
- 6, expanded flower.
- 7, back- and front-view of stamens.
- 8, lower portion of fruit-valve with a seed.
- 9, a seed separated.
- 10, transverse section of a seed.
- 11 and 12, longitudinal sections of seeds.

All enlarged, but to various extent.



R. Graff. del. C. Troedel & Co. Lith.

F. v. M. d. v. ex. it.

Steam Litho. Gov. Printing. Office. Melb.

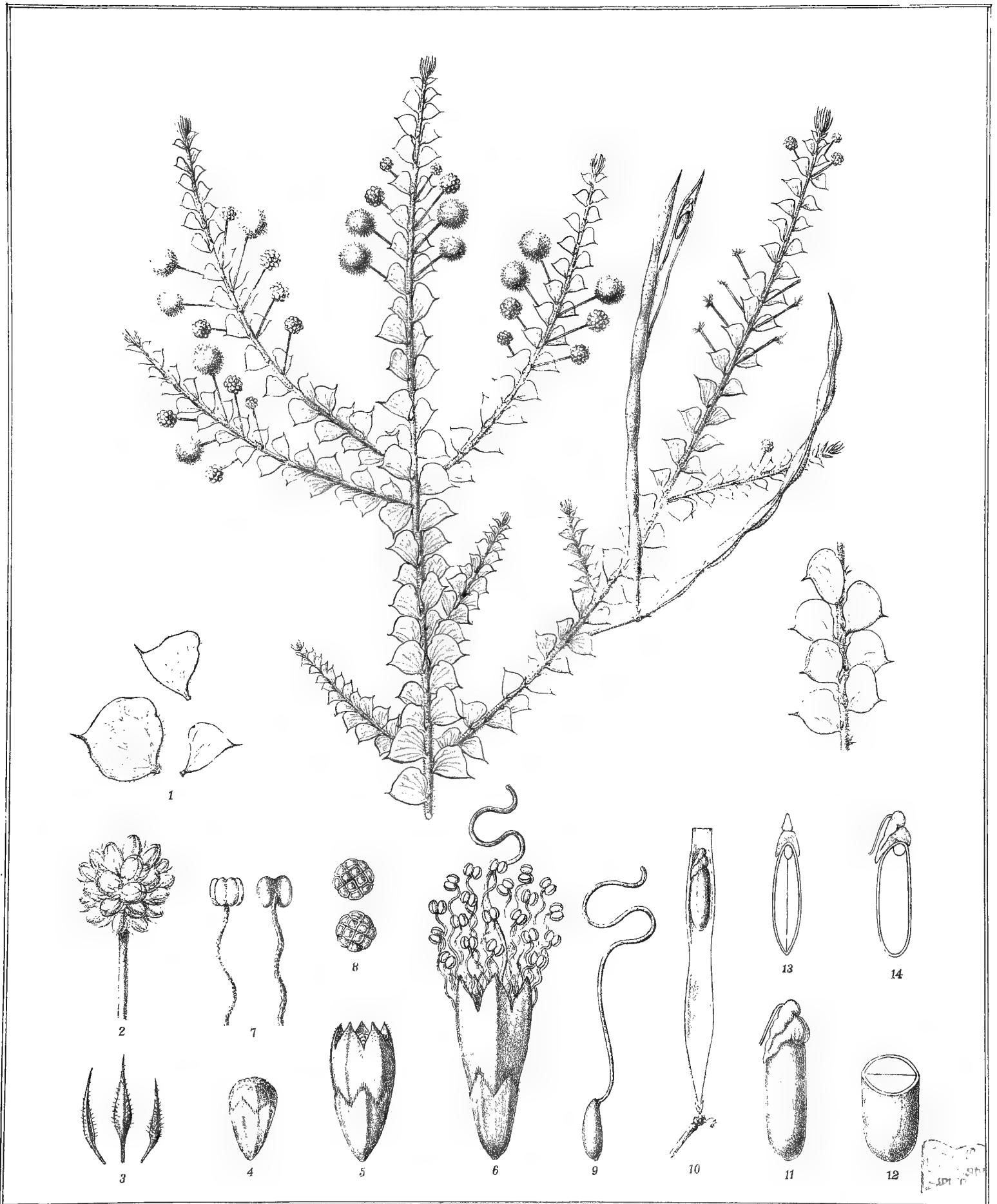
Acacia stipulosa F. v. M.

ACACIA LUEHMANNI.

F. v. M. fragmenta phytographiæ Australiæ xi. 116 (1881).

- 1, phyllodia.
- 2, head of unexpanded flowers.
- 3, bracts.
- 4, unexpanded flower.
- 5, expanding flower.
- 6, fully expanded flower.
- 7, front- and back-view of stamens.
- 8, pollen-grains.
- 9, pistil.
- 10, lower portion of a fruit-valve with a seed.
- 11, a seed separated.
- 12, transverse section of a seed.
- 13 and 14, longitudinal sections of seeds.

All enlarged, but to various extent.



R. Graff. del. C. Troedel & C^o Lith.

F.v.Mdirexil

Steam Litho. Gov Printing Office Melb

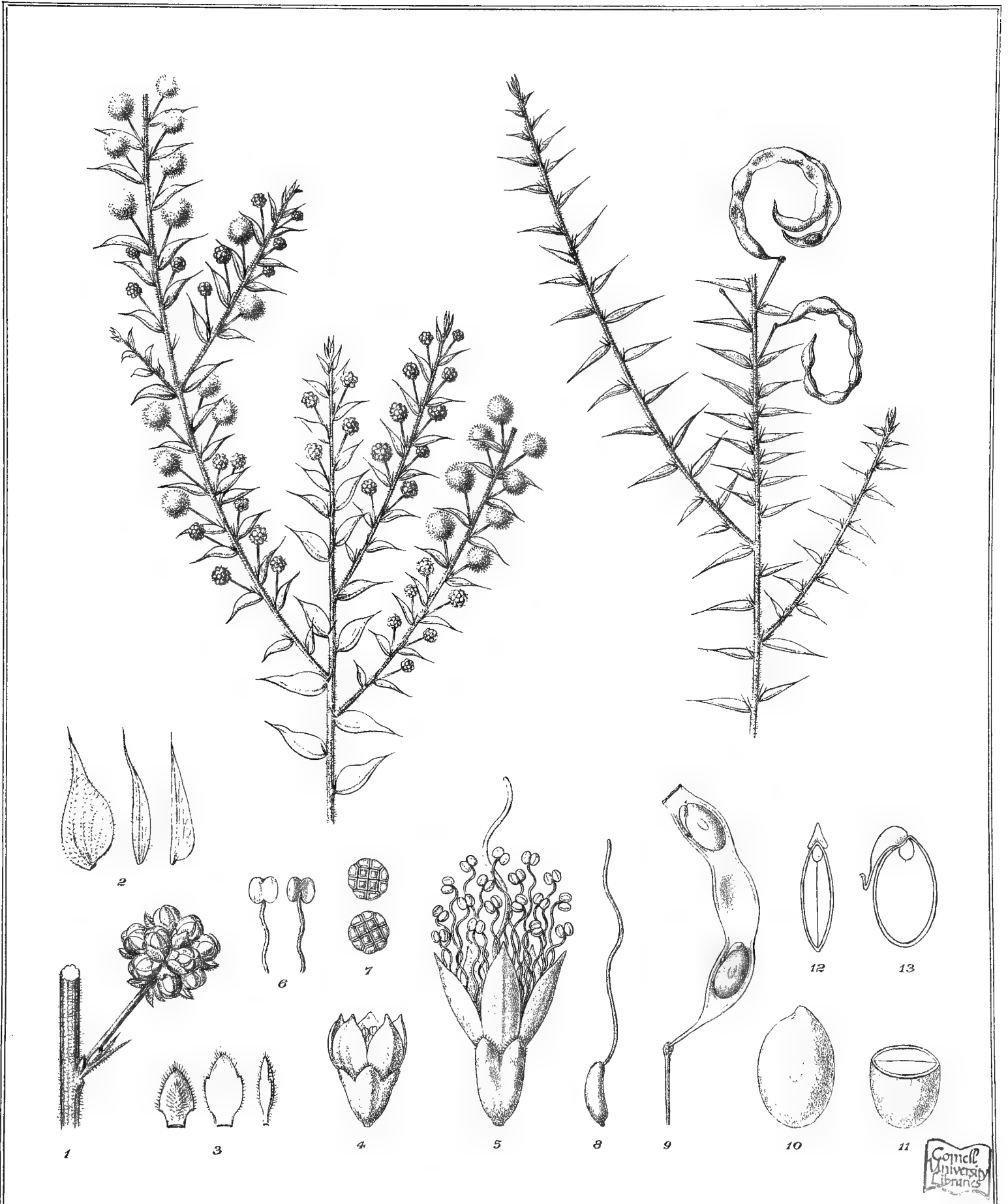
Acacia Luehmanni F.v.M.

ACACIA AMBLYGONA.

A. Cunningham in Hooker's London Journal of Botany i. 332 (1842).

- 1, portion of branchlet with stipules and a stalked head of unexpanded flowers.
- 2, phyllodia.
- 3, bracts.
- 4, unexpanded flower.
- 5, expanded flower.
- 6, front- and back-view of stamens.
- 7, pollen-grains.
- 8, pistil.
- 9, lower portion of fruit-valve with seeds.
- 10, a seed separated.
- 11, transverse section of a seed.
- 12 and 13, longitudinal sections of seeds.

All enlarged, but to various extent.



R. Graff del. C. Troedel & Co Lith.

F. v. M. direxit.

Steam Litho, Gov Printing Office, Melb.

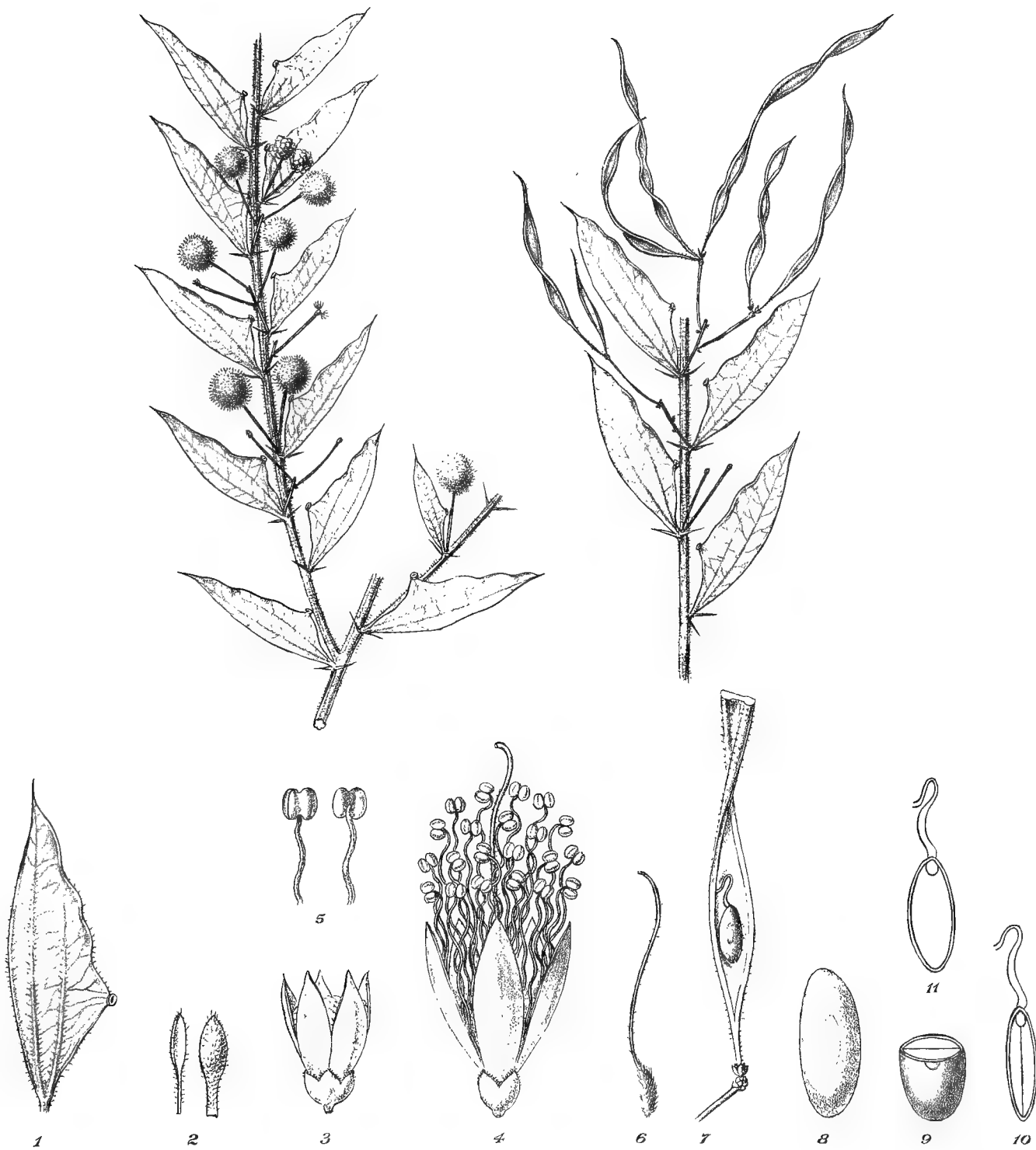
Acacia amblygona A. Cunningham.

ACACIA SCALPELLIFORMIS.

Meissner in Lehmann's *Plantæ Preissianæ* ii. 200 (1847).

- 1, a phyllodium.
- 2, bracts.
- 3, unexpanded flower.
- 4, expanded flower.
- 5, front- and back-view of stamens.
- 6, pistil.
- 7, lower portion of fruit-valve with a seed.
- 8, a seed separated.
- 9, transverse section of a seed.
- 10 and 11, longitudinal sections of seeds.

All enlarged, but to various extent.



Cornell
University
Lit.

R. Graff del C. Troedel & C. Lith.

F. v. M. direxit.

Steam Litho. Gov. Printing Office Melb.

Acacia scalpelliformis Meissner.

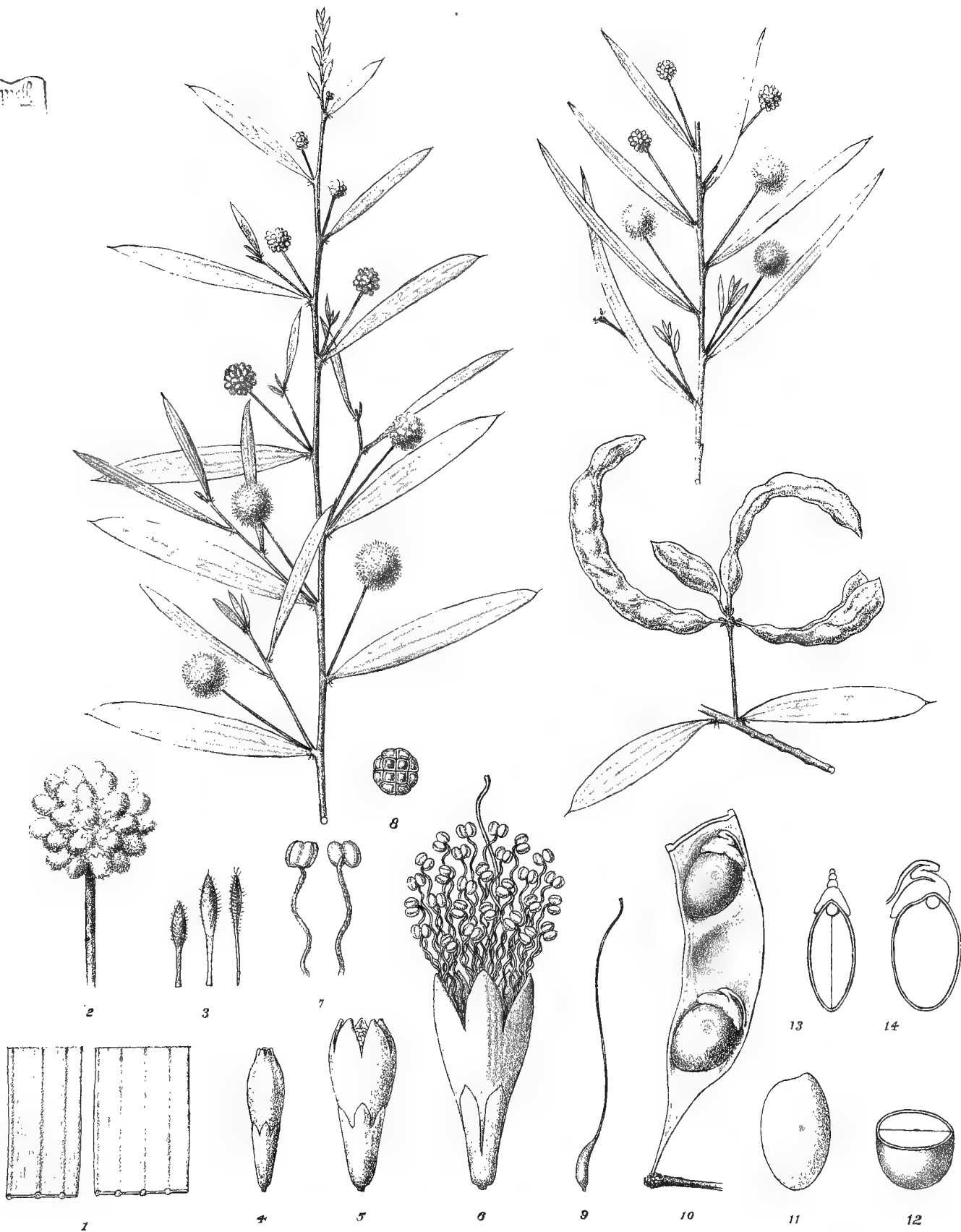
ACACIA PHLEBOCARPA.

F. v. M. in the Journal of the Linnean Society iii. 119 (1858).

- 1, portions of phyllodia.
- 2, head of unexpanded flowers.
- 3, bracts.
- 4, unexpanded flower.
- 5, expanding flower.
- 6, fully expanded flower.
- 7, front- and back-view of stamens.
- 8, pollen-grain.
- 9, pistil.
- 10, lower portion of fruit-valve with seeds.
- 11, a seed separated.
- 12, transverse section of a seed.
- 13 and 14, longitudinal sections of seeds.

All enlarged, but to various extent.

Goulet



R. Graff del. C. Troedel & Co Lith

F.v.M. direxit.

Steam Litho Gov Printing Office, Melb

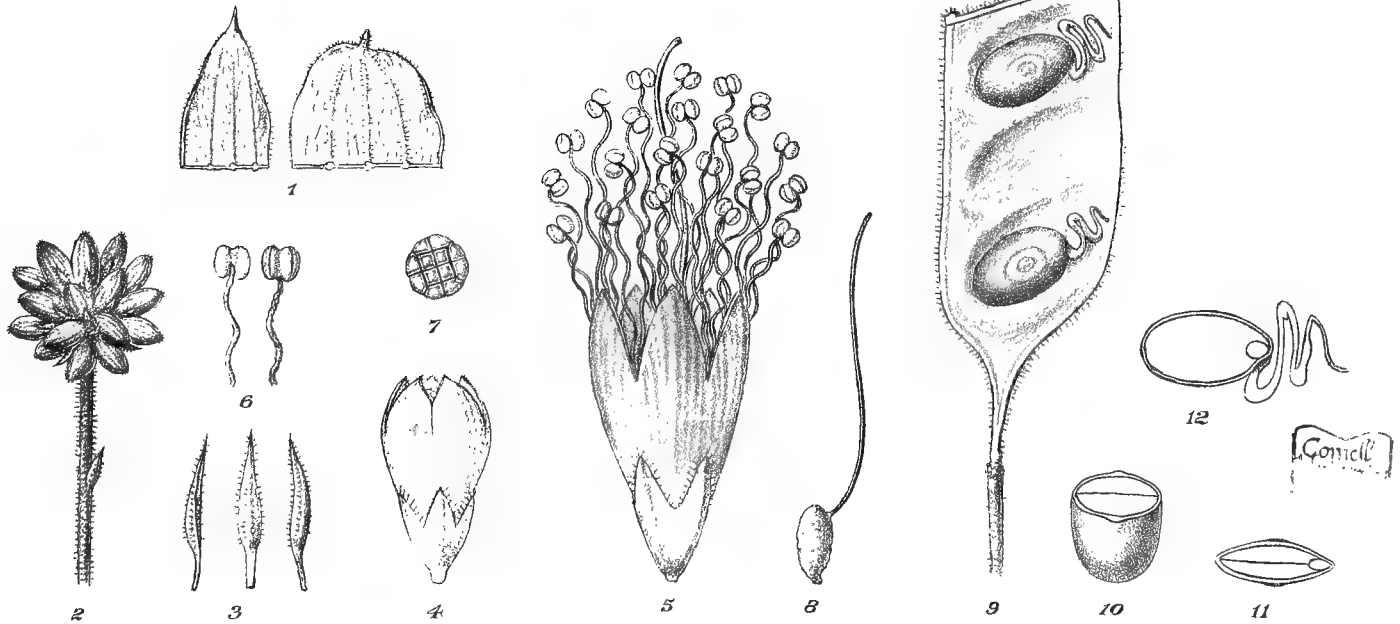
Acacia phlebocarpa F.v.M.

ACACIA IMPRESSA.

F. v. M. in the Journal of the Linnean Society iii. 133 (1858)-

- 1, portions of phyllodia.
- 2, head of unexpanded flowers.
- 3, bracts.
- 4, unexpanded flower.
- 5, expanded flower.
- 6, back- and front-view of a stamen.
- 7, pollen-grain.
- 8, pistil.
- 9, lower portion of a fruit-valve with seeds.
- 10, transverse section of a seed.
- 11 and 12, longitudinal sections of seeds.

All enlarged, but to various extent.



R Graff. del. C. Troedel & C^o Lith.

F.v.M. direxit.

Steam Litho Gov. Printing Office Melb.

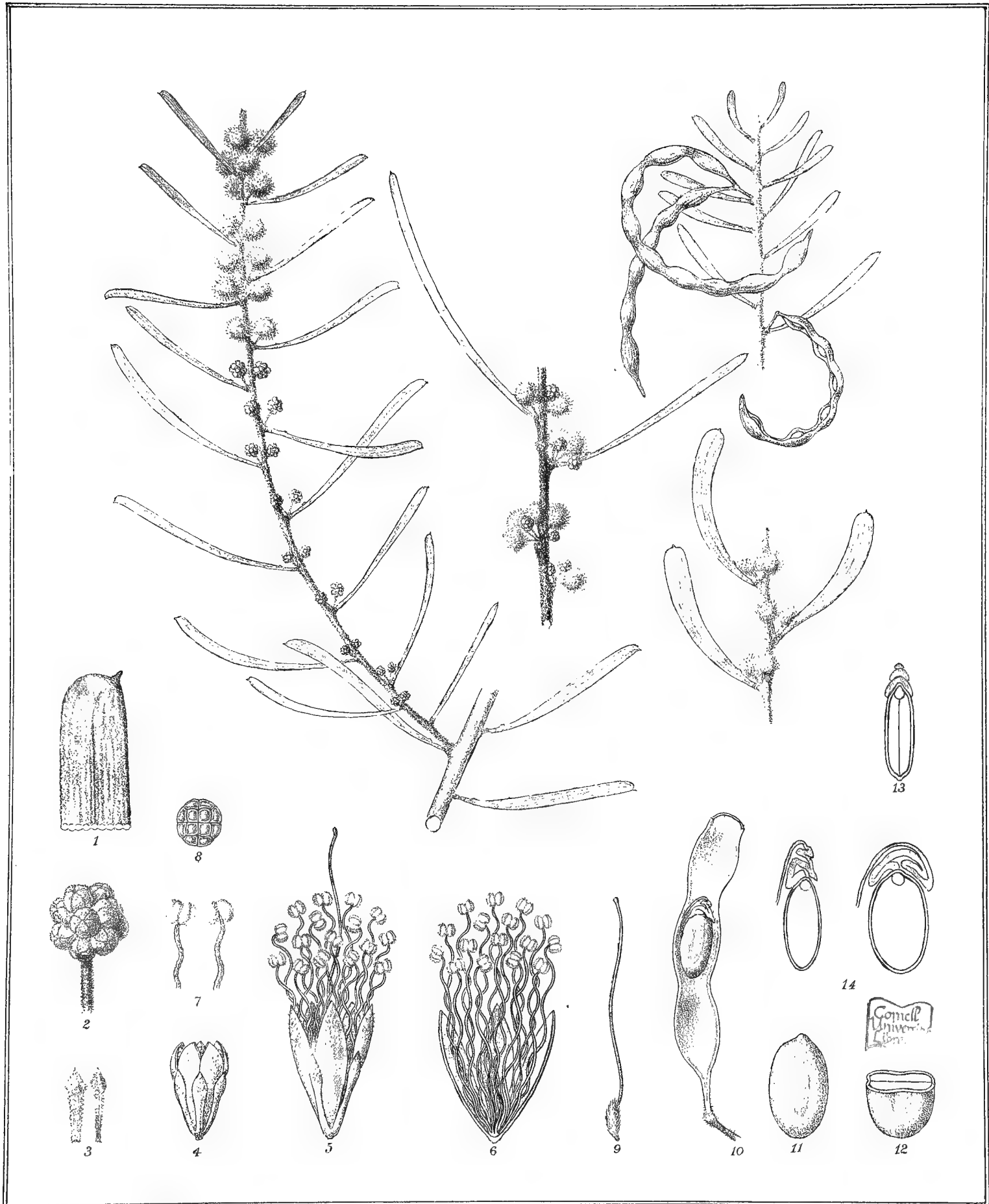
Acacia impressa F.v.M.

ACACIA FARINOSA.

Lindley in Mitchell's Three Expeditions ii. 145 (1838).

- 1, portion of a phyllodium.
- 2, head of unexpanded flowers.
- 3, bracts.
- 4, unexpanded flower.
- 5, expanded flower.
- 6, longitudinal section of an expanded flower.
- 7, front- and back-view of a stamen.
- 8, pollen-grain.
- 9, pistil.
- 10, lower portion of a fruit-valve with a seed.
- 11, a seed separated.
- 12, transverse section of a seed.
- 13 and 14, longitudinal sections of seeds.

All enlarged, but to various extent.



R. Graff del. C. Troedel & Co. Lith.

F. v. M. direxit

Steam Litho. Gov. Printing Office Melb.

Acacia farinosa Lindley

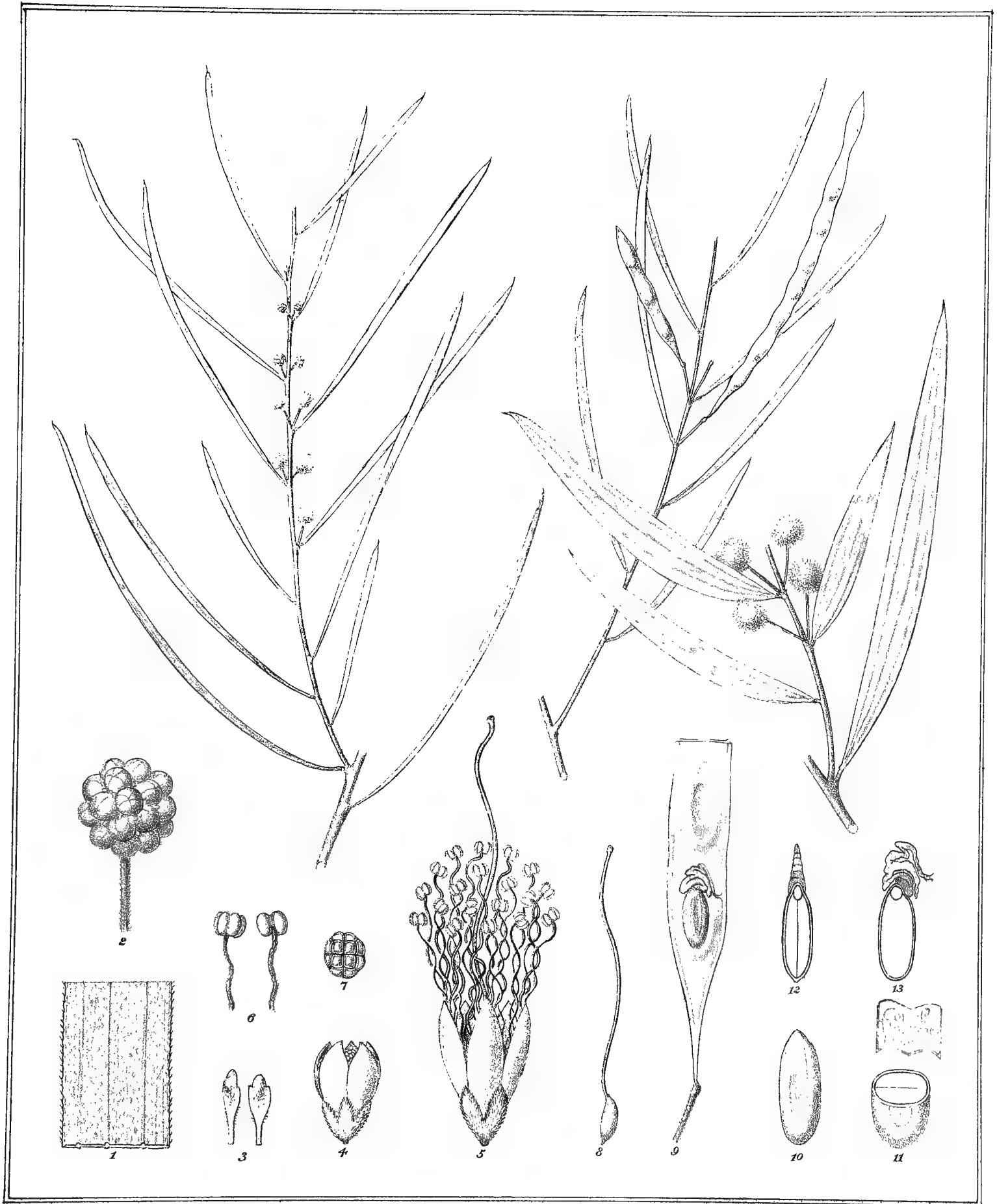
Cornell University Lib.

ACACIA SUBPOROSA.

F. v. M. Plants of Victoria ii. 24 (1860).

- 1, portion of a phyllodium.
- 2, head of unexpanded flowers.
- 3, bracts.
- 4, unexpanded flower.
- 5, expanded flower.
- 6, front- and back-view of a stamen.
- 7, pollen-grain.
- 8, pistil.
- 9, lower portion of a fruit-valve with a seed.
- 10, a seed separated.
- 11, transverse section of a seed.
- 12 and 13, longitudinal sections of seeds.

All enlarged, but to various extent.



R. Graff del. C. Troedel & Co Lith

F.v.M. direxit.

Steam Litho Gov. Printing Office, Melb.

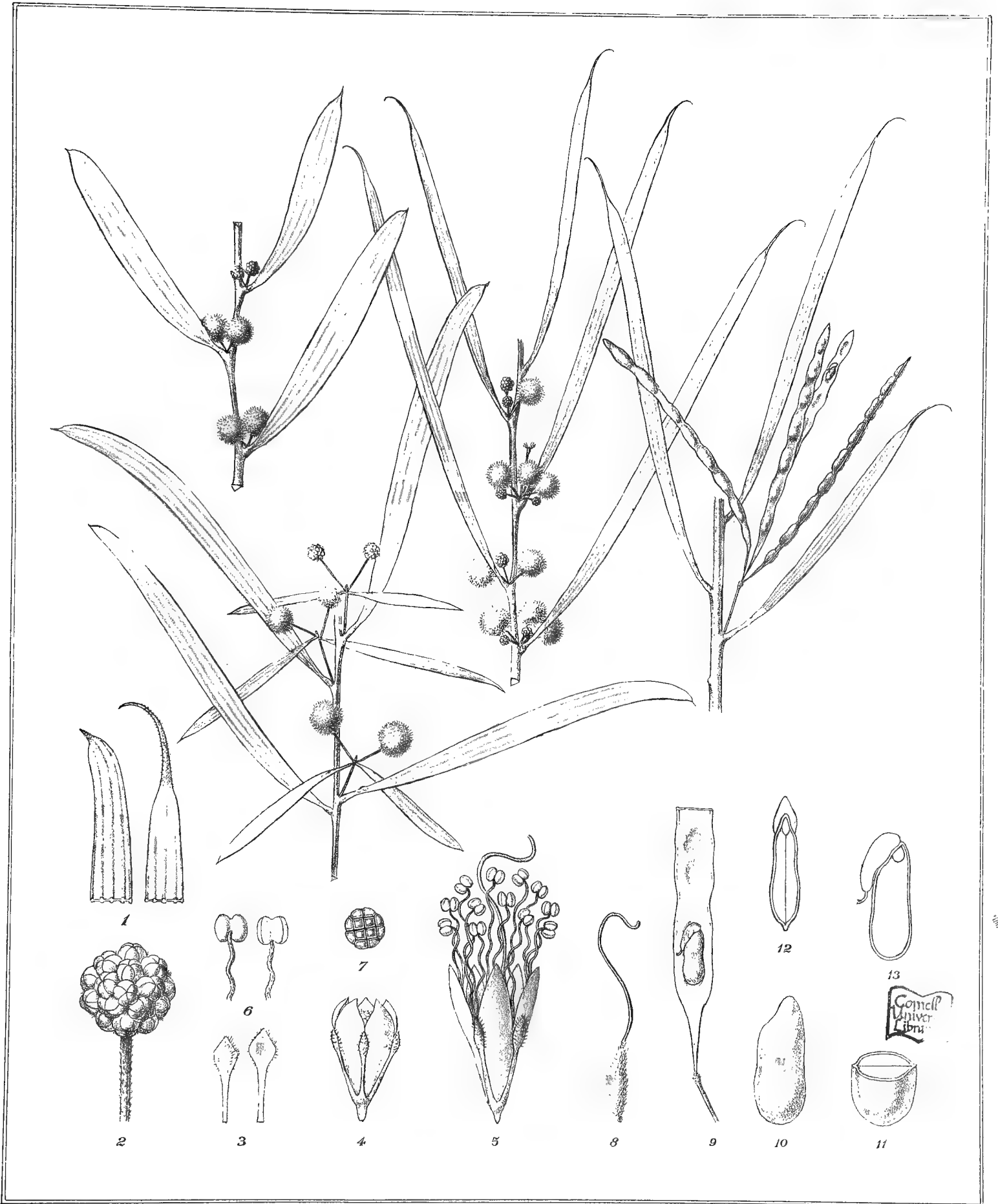
Acacia subporosa F.v.M.

ACACIA HETEROCLITA.

Meissner in Lehmann's *Plantæ Preissianæ* i. 318 (1845).

- 1, portion of phyllodia.
- 2, head of unexpanded flowers.
- 3, bracts.
- 4, unexpanded flower.
- 5, expanded flower.
- 6, back- and front-view of stamens.
- 7, pollen-grain.
- 8, pistil.
- 9, lower portion of a fruit-valve with a seed.
- 10, a seed separated.
- 11, transverse section of a seed.
- 12 and 13, longitudinal sections of seeds.

All enlarged, but to various extent.



R. Graff del. C. Troedel & C^o Lith.

F. v. M. direxit.

Steam Litho Gov. Printing Office, Melb.

***Acacia heteroclita* Meissner.**

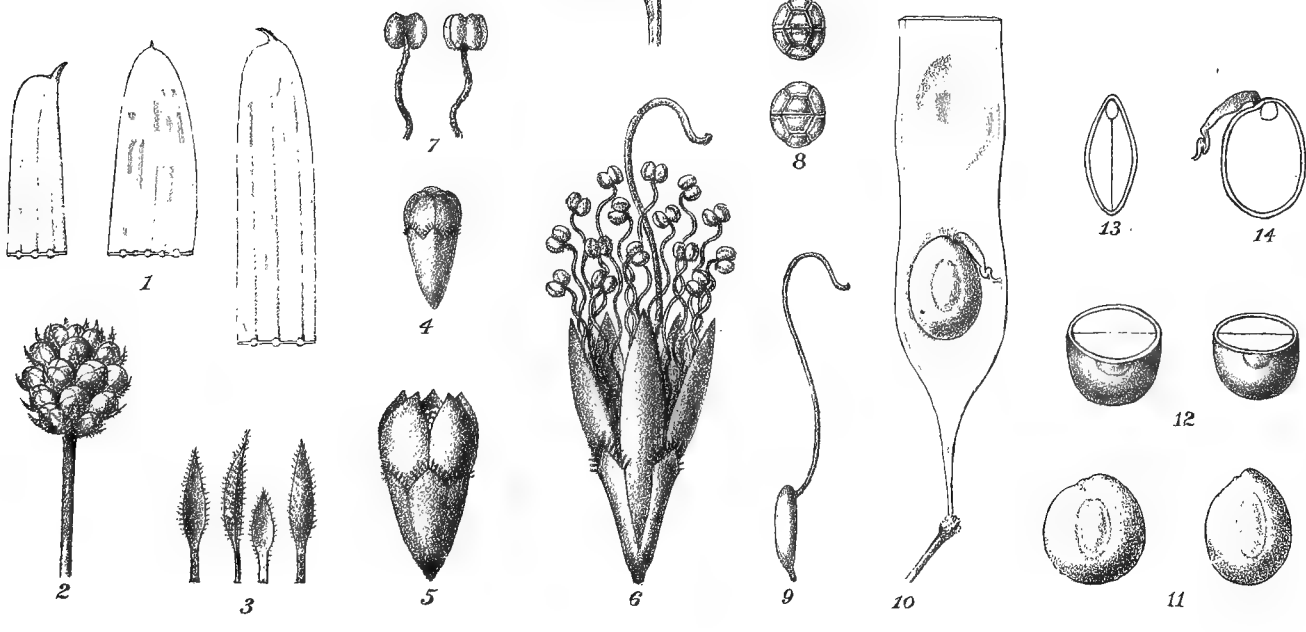
ACACIA SIMSII.

A. Cunningham in Hooker's London Journal of Botany i. 368 (1842).

- 1, portion of phyllodia.
- 2, head of unexpanded flowers.
- 3, bracts.
- 4, unexpanded flower.
- 5, expanding flower.
- 6, fully expanded flower.
- 7, back- and front-view of a stamen.
- 8, pollen-grains.
- 9, pistil.
- 10, lower portion of a fruit-valve with a seed.
- 11, two seeds separated.
- 12, transverse sections of seeds.
- 13 and 14, longitudinal sections of seeds.

All enlarged, but to various extent.

Cornell
Univ.
Librar



R.Graff del C. Troedel & Co Lith.

F v. M direxit

Steam Litho. Gov. Printing Office Melb.

Acacia Simsii A. Cunningham.

CONTENTS.

ACACIA STIPULOSA.

LUEHMANNI.

AMBLYGONA.

SCALPELLIFORMIS.

PHLEBOCARPA.

ACACIA IMPRESSA.

FARINOSA.

SUBPOROSA.

HETEROCLITA.

SIMSII.

ICONOGRAPHY
OF
AUSTRALIAN SPECIES OF ACACIA
AND
COGNATE GENERA,

BY
BARON FERD. VON MUELLER, K.C.M.G., M. & PH.D., F.R.S.,
GOVERNMENT BOTANIST OF THE COLONY OF VICTORIA.

"SED GAUDEBITIS ET EXULTABITIS USQUE AD SEMPERNUM IN HIS, QUÆ DEUS CREAVIT."—*Prophetia Isaïæ*, lxx. 18.

EIGHTH DECADE.

BY AUTHORITY:
ROBT. S. BRAIN, GOVERNMENT PRINTER, MELBOURNE.

1887.

PRICE—THREE SHILLINGS.

ICONOGRAPHY
OF
AUSTRALIAN SPECIES OF ACACIA
AND
COGNATE GENERA,

BY
BARON FERD. VON MUELLER, K.C.M.G., M. & PH.D., F.R.S.,
GOVERNMENT BOTANIST OF THE COLONY OF VICTORIA.

“SED GAUDEBITIS ET EXULTABITIS USQUE AD SEMPTERNUM IN IIS, QUÆ DEUS CREABAT.”—*Prophetia Isaïæ*, lxx. 18.

EIGHTH DECADE.

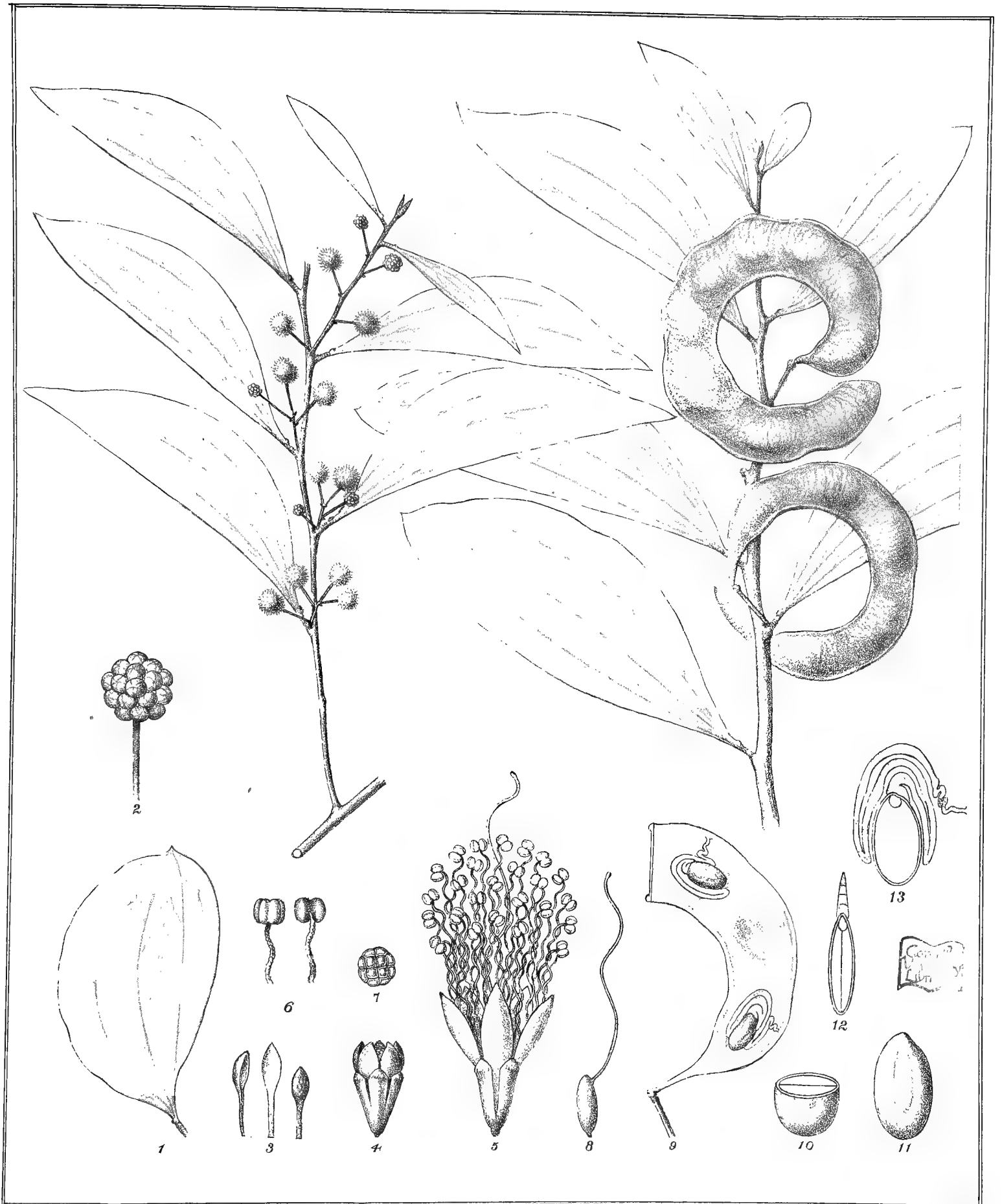
BY AUTHORITY:
ROBT. S. BRAIN, GOVERNMENT PRINTER, MELBOURNE.
1887.

ACACIA ORARIA.

F. v. M. fragmenta phytographiae Australiae xi. 66 (1879).

- 1, a phyllodium.
- 2, head of unexpanded flowers.
- 3, bracts.
- 4, unexpanded flower.
- 5, expanded flower.
- 6, front- and back-view of a stamen.
- 7, pollen-grain.
- 8, pistil.
- 9, lower portion of a fruit-valve with seeds.
- 10, transverse section of a seed.
- 11, a seed separated.
- 12 and 13, longitudinal sections of seeds.

All except 1 enlarged, but to various extent.



R. Graff del. C. Troedel & Co. Lith.

F. v. M. direxit

Steam Litho. Gov. Printing Office, Melb.

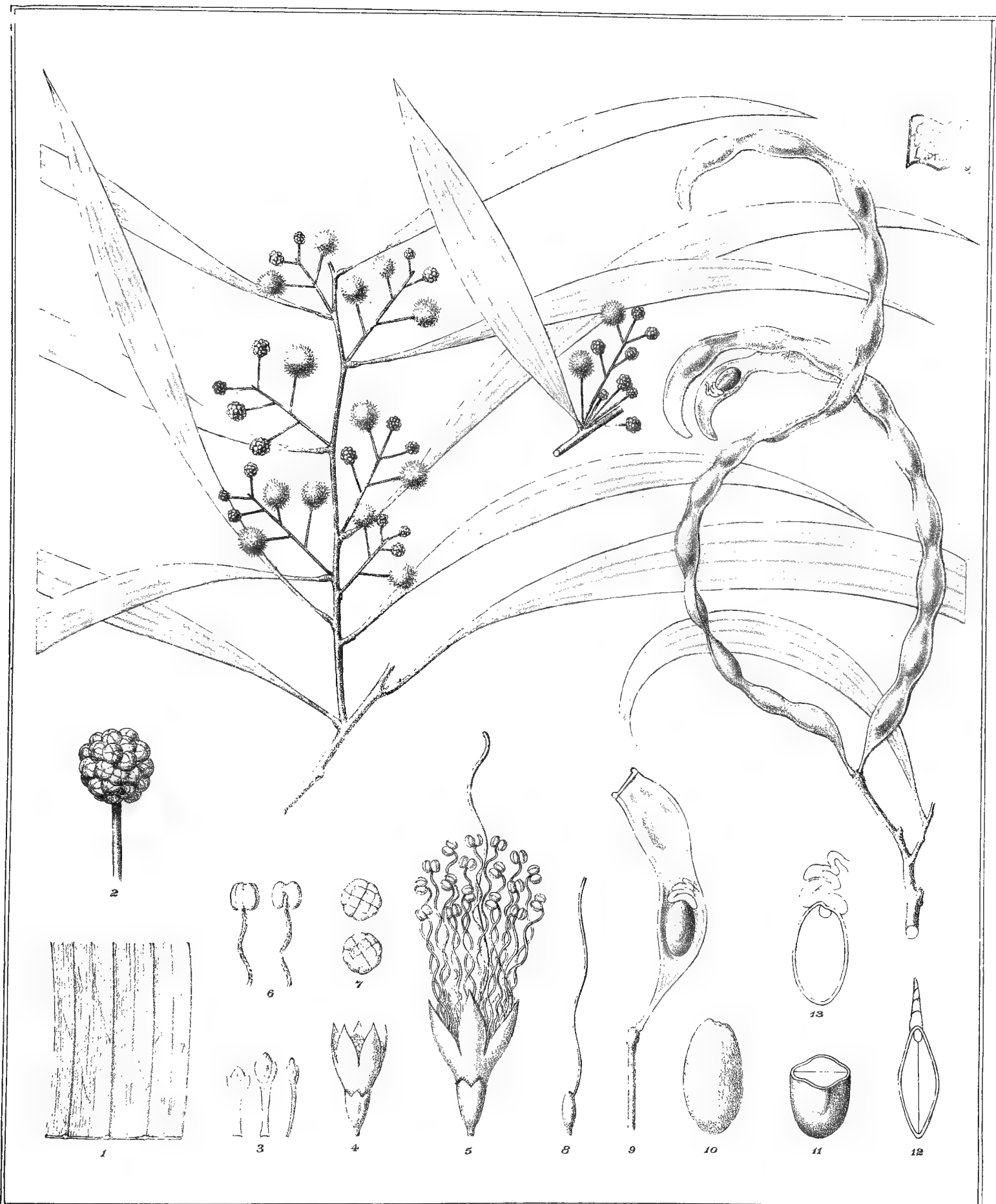
Acacia oraria F. v. M.

ACACIA IMPLEXA.

Bentham in Hooker's London Journal i. 368 (1842).

- 1, portion of a phyllodium.
- 2, head of unexpanded flowers.
- 3, bracts.
- 4, unexpanded flower.
- 5, expanded flower.
- 6, front- and back-view of a stamen.
- 7, pollen-grains.
- 8, pistil.
- 9, lower portion of a fruit-valve with seed.
- 10, a seed separated.
- 11, transverse section of a seed.
- 12 and 13, longitudinal sections of seeds.

All enlarged, but to various extent.



R. Graff del. C. Troedel & Co. Lith.

F. v. M. direxit.

Steam Litho Gov. Printing Office Melb.

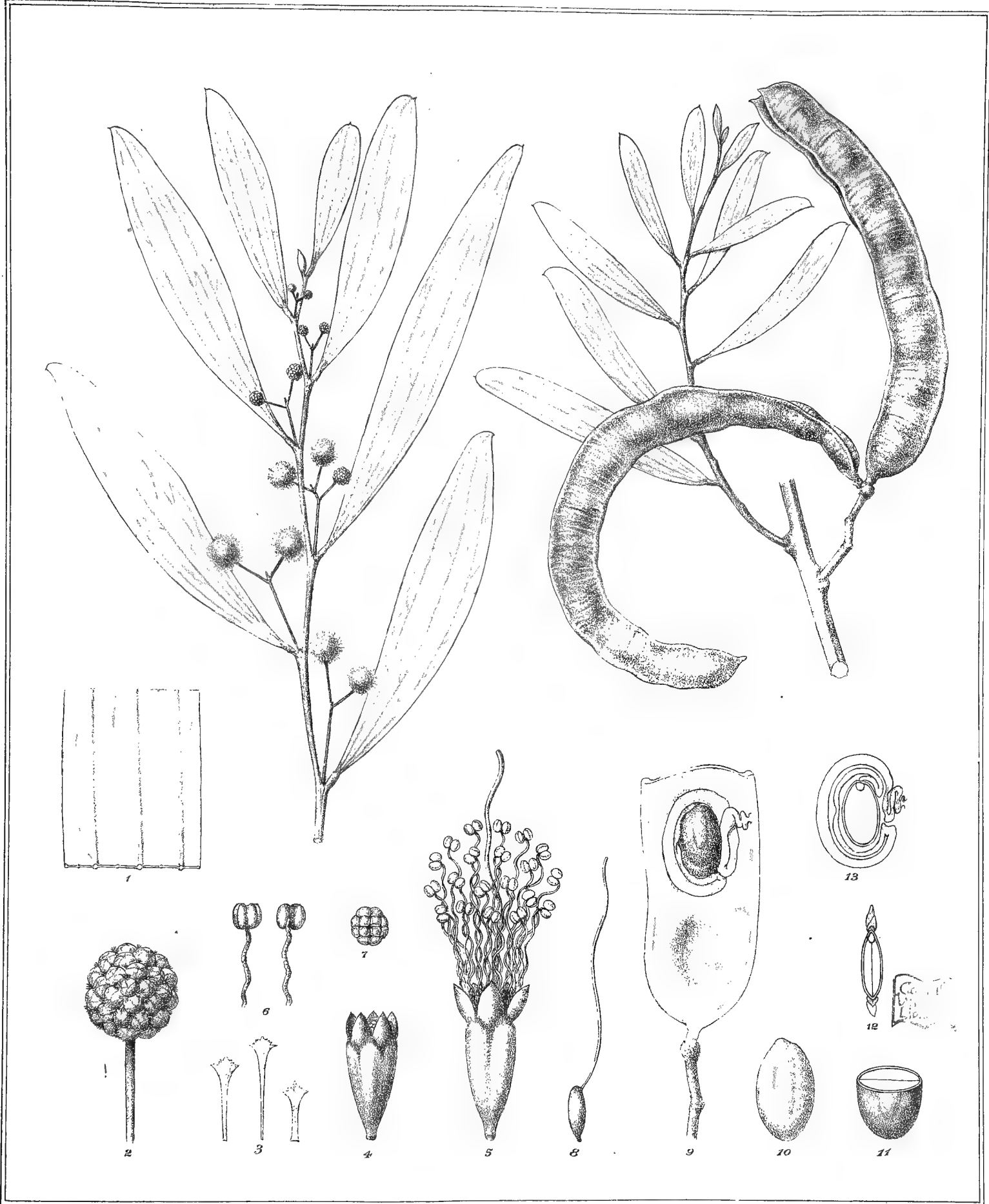
Acacia implexa Benth.

ACACIA CYCLOPIS.

A. Cunningham in Loudon's hortus Britannicus 407 (1830)-

- 1, portion of a phyllodium.
- 2, head of unexpanded flowers.
- 3, bracts.
- 4, unexpanded flower.
- 5, expanded flower.
- 6, front- and back-view of a stamen.
- 7, pollen-grain.
- 8, pistil.
- 9, lower portion of a fruit-valve with seed.
- 10, a seed separated.
- 11, transverse section of a seed.
- 12 and 13, longitudinal sections of seeds.

All enlarged, but to various extent.



R.Graff del. C.Troedel & C^o Lith.

Ev.M.direxit

Steam Litho Gov. Printing Office Melb

Acacia cyclopis A.Cunningham.

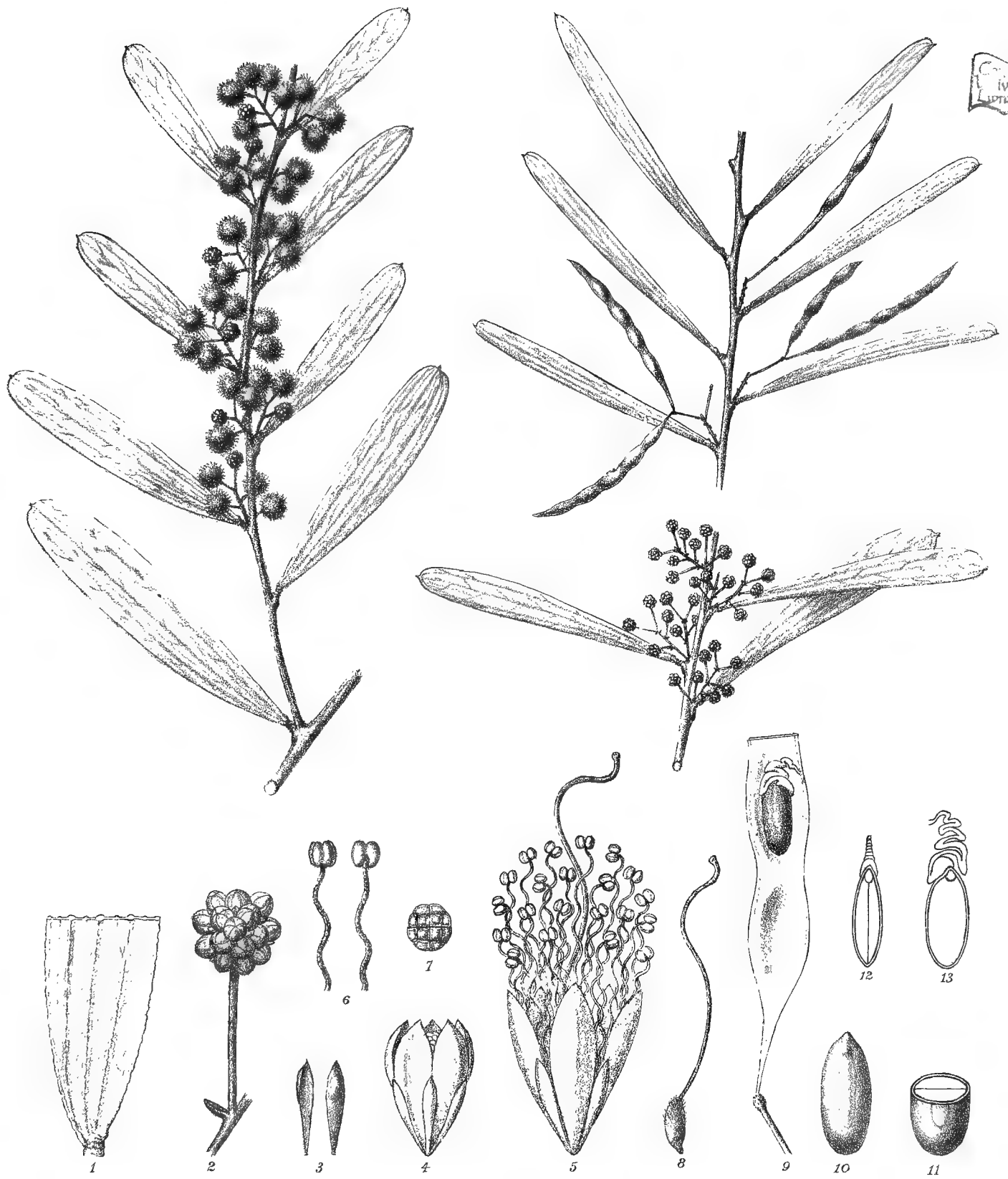
ACACIA TRINEURA.

F. v. M. Plants of Victoria ii. 25 (1860).

- 1, portion of a phyllodium.
- 2, head of unexpanded flowers.
- 3, bracts.
- 4, unexpanded flower.
- 5, expanded flower. -
- 6, front- and back-view of a stamen.
- 7, pollen-grain.
- 8, pistil.
- 9, lower portion of a fruit-valve with seed.
- 10, a seed separated.
- 11, transverse section of a seed.
- 12 and 13, longitudinal sections of seeds.

All enlarged, but to various extent.

Copyright
L. V. LUTHER



R. Graff del. C. Troedel & Co Lith.

FvM direxit

Steam Litho Gov Printing Office Melb.

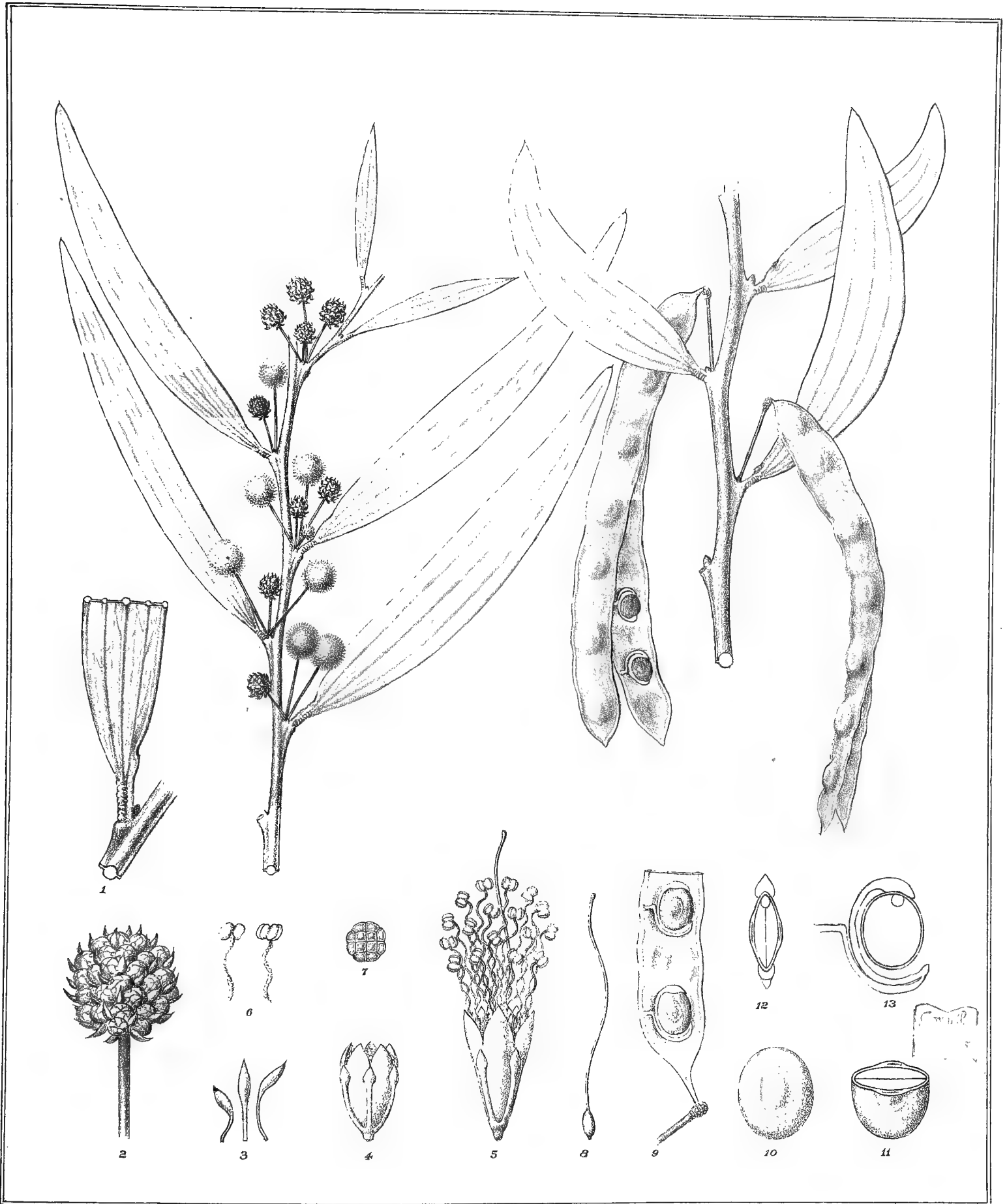
Acacia trineura FvM.

ACACIA HOMALOCLADA.

F. v. M. fragmenta phytographiae Australiae xi. 34 (1878).

- 1, portion of a phyllodium.
- 2, head of unexpanded flowers.
- 3, bracts.
- 4, unexpanded flower.
- 5, expanded flower.
- 6, front- and back-view of a stamen.
- 7, pollen-grain.
- 8, pistil.
- 9, lower portion of a fruit-valve with seeds.
- 10, a seed separated.
- 11, transverse section of a seed.
- 12 and 13, longitudinal sections of seeds.

All enlarged, but to various extent.



R. Graff del. C. Troedel & C^o Lith.

F.v.M. direct.

Steam Litho. Gov. Printing Office Melb.

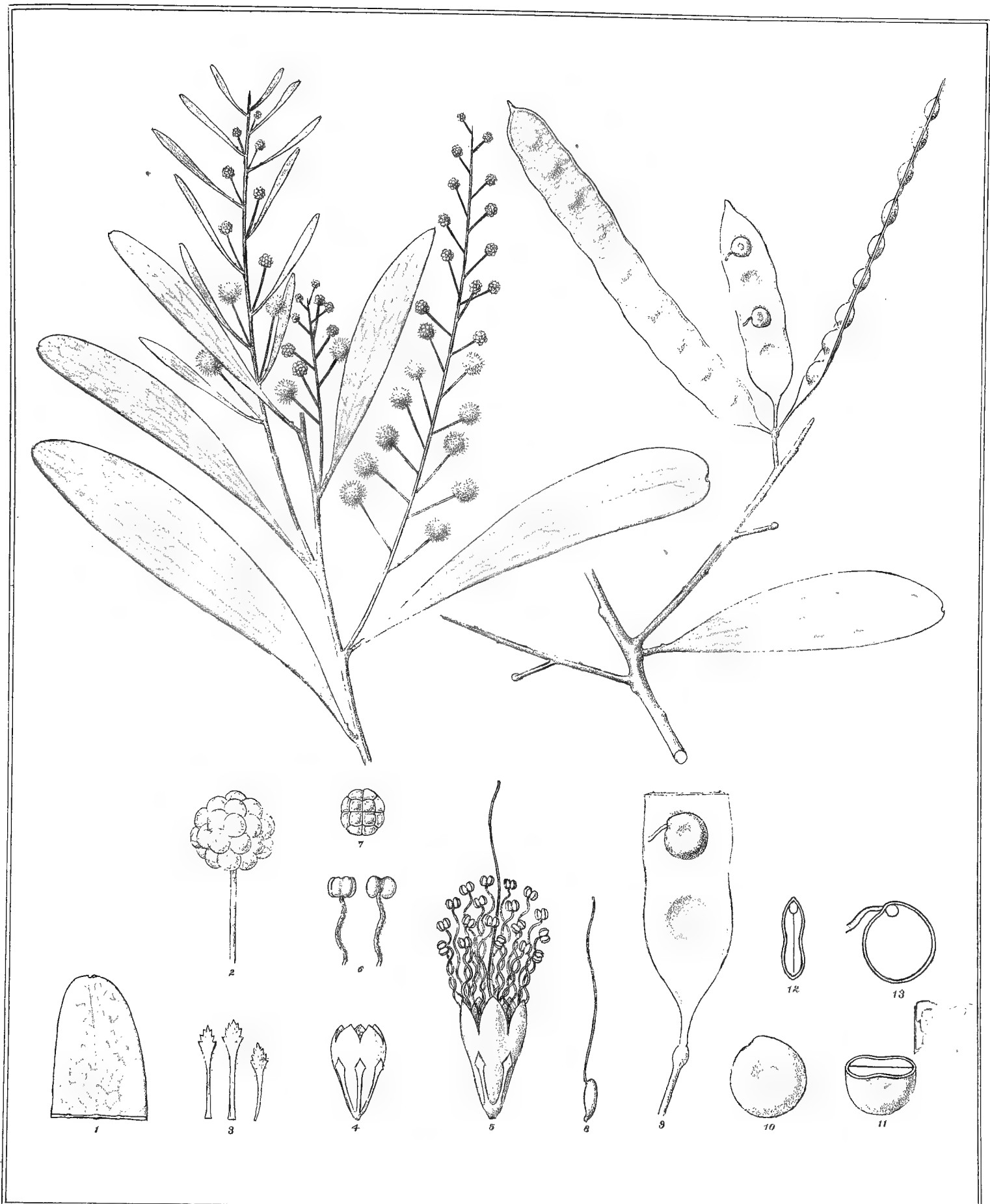
Acacia homaloclada F.v.M.

ACACIA HEMIGNOSTA.

F. v. M. in Journal of the Linnean Society iii. 134 (1858).

- 1, portion of a phyllodium.
- 2, head of unexpanded flowers.
- 3, bracts.
- 4, unexpanded flower.
- 5, expanded flower.
- 6, front- and back-view of a stamen.
- 7, pollen-grain.
- 8, pistil.
- 9, lower portion of a fruit-valve with seed.
- 10, a seed separated.
- 11, transverse section of a seed.
- 12 and 13, longitudinal sections of seeds.

All enlarged, but to various extent.



R. Craff del. C. Troedel & C^o Lith.

F.v.M. direxit

Steam Litho Gov. Printing Office Melb

Acacia hemignosta F.v.M.



R. Graff del. C. Troedel & C^o Lith.

F.V.M. direxit

Steam Litho. Gov. Printing Office Melb.


Acacia dictyophleba F.V.M.

ACACIA RETIVENEAE.

F. v. M. fragmenta phytographiae Australiae iii. 128 (1863).

- 1, head of unexpanded flowers.
- 2, bracts.
- 3 and 4, unexpanded flowers.
- 5, expanded flower.
- 6, front- and back-view of a stamen.
- 7, pollen-grains.
- 8, pistil.
- 9, lower portion of a fruit-valve with seeds.
- 10, a seed separated.
- 11, transverse section of a seed.
- 12 and 13, longitudinal sections of seeds.

All enlarged, but to various extent.



R.Graf. del C.Troedel & C^o Lith.

F.v.M. direxit

Steam Litho. Gov. Printing Office Melb.

Acacia retivenea F.v.M.

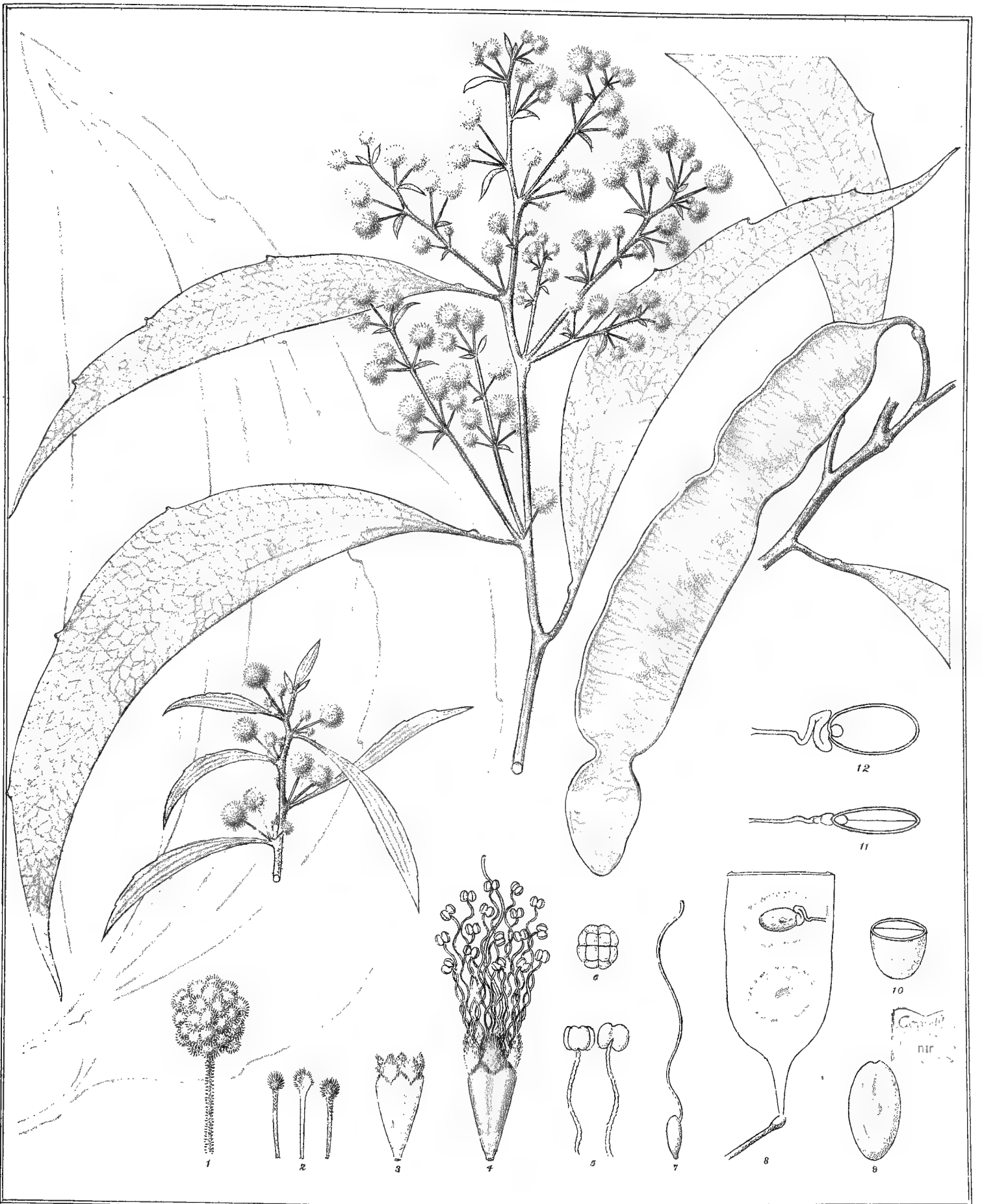
Cornell
Univ.
Library

ACACIA FLAVESCENS.

A. Cunningham in Hooker's London Journal i. 381 (1842).

- 1, head of unexpanded flowers.
- 2, bracts.
- 3, unexpanded flower.
- 4, expanded flower.
- 5, front- and back-view of a stamen.
- 6, pollen-grain.
- 7, pistil.
- 8, lower portion of a fruit-valve with seed.
- 9, a seed separated.
- 10, transverse section of a seed.
- 11 and 12, longitudinal sections of seeds.

All enlarged, but to various extent.



R. Graff, del. C. Troedel & C^o Lith.

F. v. M. direxit

Steam Litho. Gov. Printing Office Melb.

Acacia flavescens A. Cunningham.

ACACIA DINEURA.

F. v. M. in Journal of the Linnean Society iii. 130 (1858).

- 1, portions of phyllodia.
- 2, head of unexpanded flowers.
- 3, bracts.
- 4, unexpanded flower.
- 5, expanded flower.
- 6, front- and back-view of a stamen.
- 7, pollen-grain.
- 8, pistil.
- 9, lower portion of a fruit-valve with seed.
- 10, a seed separated.
- 11, transverse section of a seed.
- 12 and 13, longitudinal sections of seeds.

All enlarged, but to various extent.



R. Graff del. C. Troedel & Co. Lith.

FvM. direxit

Steam Litho. Gov. Printing Office Melb

Acacia dineura FvM

CONTENTS.

ACACIA. ORARIA.

IMPLEXA.

CYCLOPIS.

TRINEURA.

HOMALACLADA

ACACIA HEMIGNOSTA.

DICTYOPHLEBA.

RETIVENEA.

FLAVESCENS.

DINEURA.

ICONOGRAPHY
OF
AUSTRALIAN SPECIES OF ACACIA

AND
COGNATE GENERA,

BY
BARON FERD. VON MUELLER, K.C.M.G., M. & PH.D., F.R.S.,

GOVERNMENT BOTANIST OF THE COLONY OF VICTORIA.

"SED GAUDEBITIS ET EXULTABITIS USQUE AD SEMPERNUM IN HIS, QUAE DEUS CREABAT."—Prophetia Isaia, lxx. 18.

NINTH DECADE.

BY AUTHORITY:
ROBT. S. BRAIN, GOVERNMENT PRINTER, MELBOURNE.

1888.

PRICE—THREE SHILLINGS.

ICONOGRAPHY

OF

AUSTRALIAN SPECIES OF ACACIA

AND

COGNATE GENERA,

BY

BARON FERD. VON MUELLER, K.C.M.G., M. & PH.D., F.R.S.,

GOVERNMENT BOTANIST OF THE COLONY OF VICTORIA.

"SED GAUDEBITIS ET EXULTABITIS USQUE AD SEMPITERNUM IN IIS, QUÆ DEUS CREABAT."—*Prophetia Isaiæ*, lxxv. 18.

NINTH DECADE.

BY AUTHORITY: *b*

ROBT. S. BRAIN, GOVERNMENT PRINTER, MELBOURNE.

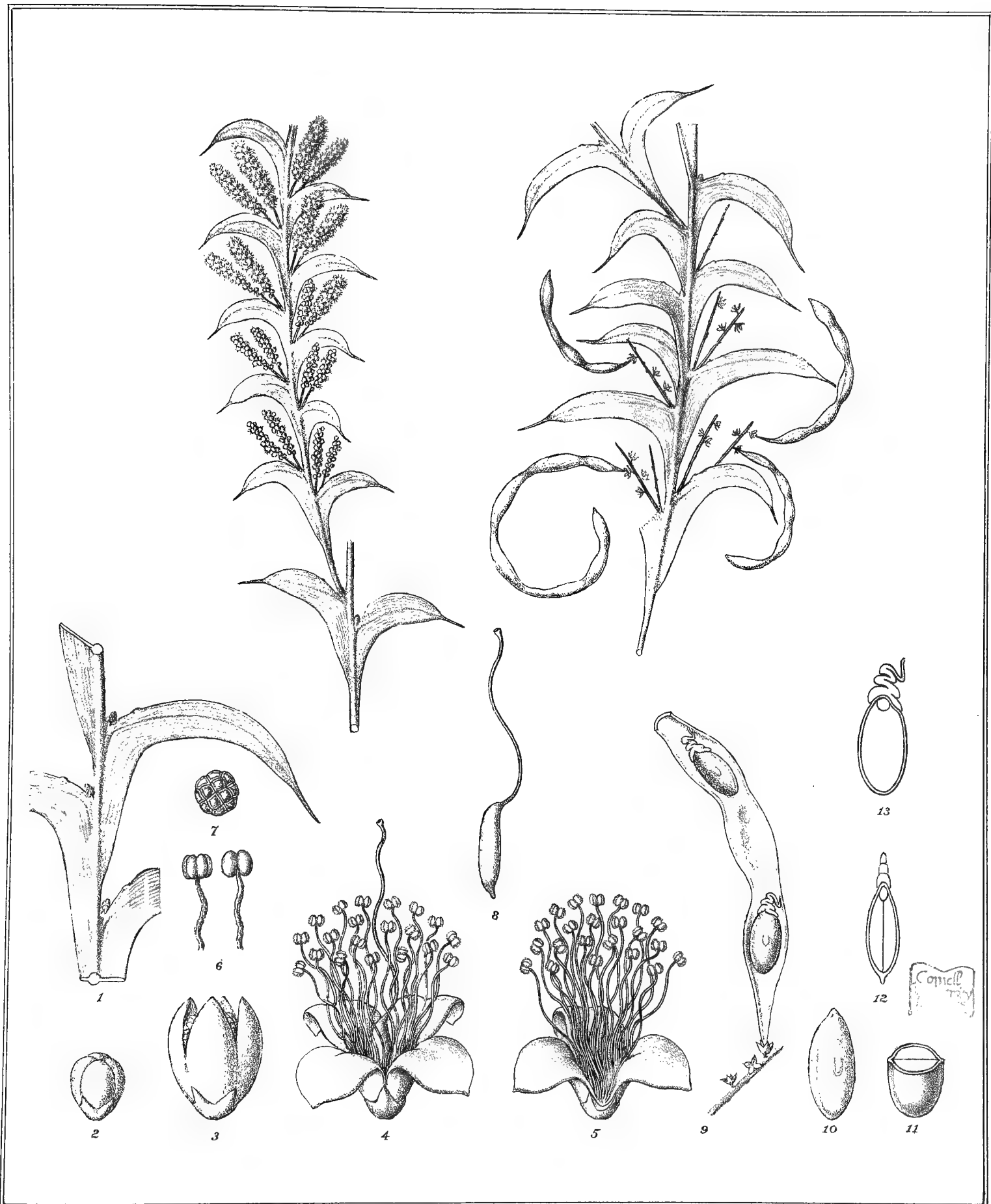
1888.

ACACIA TRIPTERA.

Bentham in Hooker's London Journal of Botany i. 325 (1842).

- 1, portion of a branchlet.
- 2, flower-bud.
- 3, unexpanded flower.
- 4, expanded flower, perfect.
- 5, flower, laid open, staminate only.
- 6, front- and back-view of a stamen.
- 7, pollen-grain.
- 8, pistil.
- 9, lower portion of a fruit-valve with seeds.
- 10, a seed, separated.
- 11, transverse section of a seed.
- 12 and 13, longitudinal sections of seeds.

All enlarged, but to various extent.



R. Graff del C. Troedel & C^o Lith.

F. v. M. direxit

Steam Litho Gov Printing Office Melb.

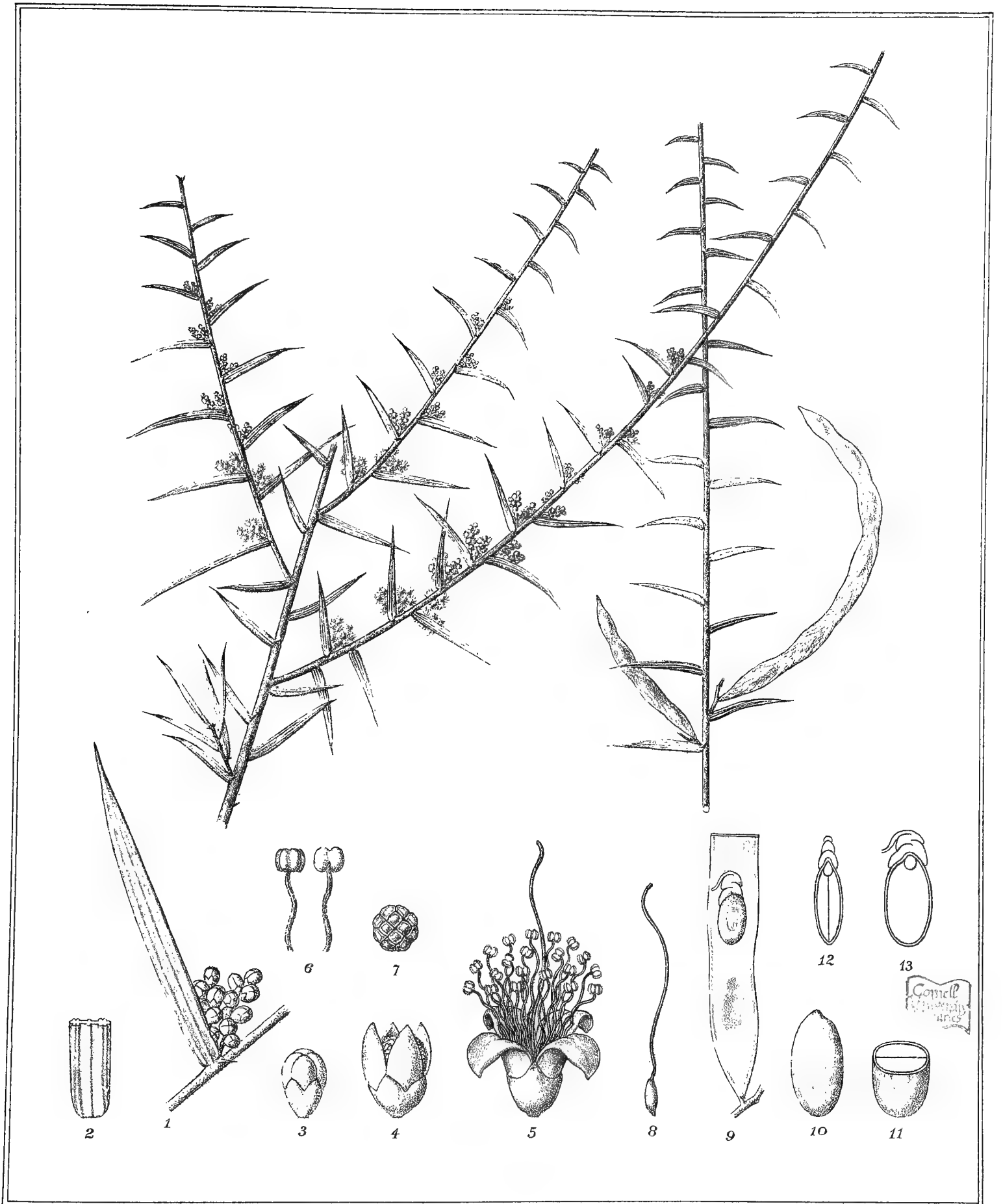
Acacia triptera Bentham.

ACACIA RHIGIOPHYLLA.

F. v. M. in Schlechtendal's *Linnaea* xxvi. 611 (1853).

- 1, portion of a branchlet.
- 2, portion of a phyllodium.
- 3, flower-bud.
- 4, unexpanded flower.
- 5, expanded flower.
- 6, front- and back-view of a stamen.
- 7, pollen-grain.
- 8, pistil.
- 9, lower portion of a fruit-valve with a seed.
- 10, a seed, separated.
- 11, transverse section of a seed.
- 12 and 13, longitudinal sections of seeds.

All enlarged, but to various extent.



R. Graff del. C. Troedel & C^o Lith.

Fv.M. direxit

Steam Litho. Gov. Printing Office Melb.

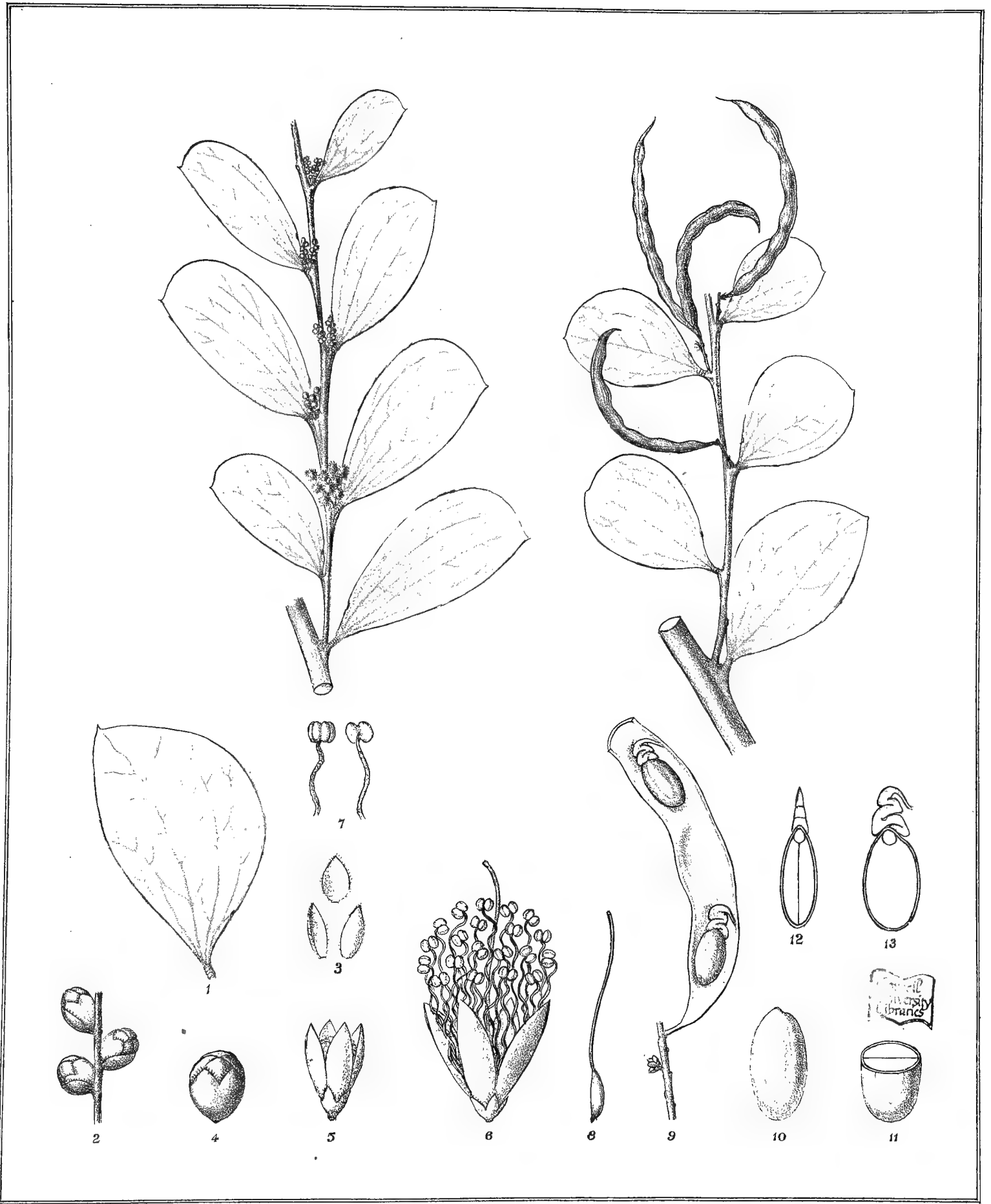
Acacia rhigiophylla Fv.M.

ACACIA ALPINA.

F. v. M. fragmenta phytographiae Australiae iii. 129 (1863).

- 1, a phyllodium.
- 2, portion of inflorescence.
- 3, bracts.
- 4, flower-bud.
- 5, unexpanded flower.
- 6, expanded flower.
- 7, front- and back-view of a stamen.
- 8, pistil.
- 9, lower portion of a fruit-valve with seeds.
- 10, a seed, separated.
- 11, transverse section of a seed.
- 12 and 13, longitudinal sections of seeds.

All enlarged, but to various extent.



R. Graff. del. C. Troedel & Co. Lith.

F. v. M. direxit

Steam Litho. Gov. Printing Office. Melb.

Acacia alpina F. v. M.

ACACIA DALLACHIANA.

F. v. M. fragmenta phytographiae Australiae i. 7 (1858).

- 1, portion of a phyllodium.
- 2, portion of a spike before expansion.
- 3, portion of a spike, the flowers dropped.
- 4, unexpanded flower.
- 5, expanded flower.
- 6, front- and back-view of a stamen.
- 7, pollen-grain.
- 8, pistil.
- 9, lower portion of a fruit-valve with a seed.
- 10, a seed, separated.
- 11, transverse section of a seed.
- 12 and 13, longitudinal sections of seeds.

All enlarged, but to various extent.



Cornell University Libraries

R. Graff del. C. Troedel & C^o Lith.

F. v. M. direxit.

Steam Litho. Gov. Printing Office Melb.

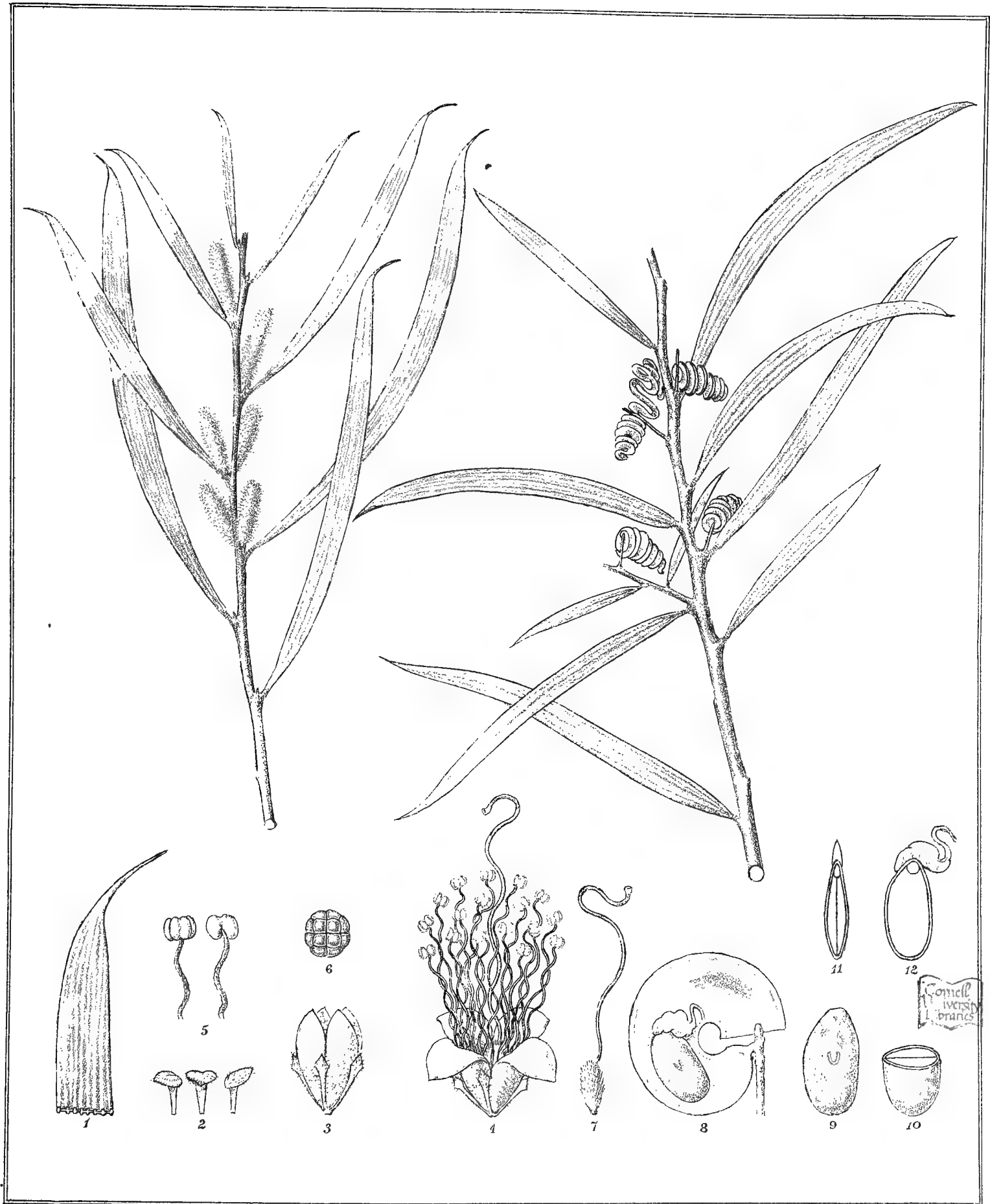
Acacia Dallachiana *F. v. M.*

ACACIA COCHLIOCARPA.

Meissner in der Botanischen Zeitung 10 (1855).

- 1, portion of a phyllodium.
- 2, bracts.
- 3, unexpanded flower.
- 4, expanded flower.
- 5, front- and back-view of a stamen.
- 6, pollen-grain.
- 7, pistil.
- 8, lower portion of a fruit-valve with a seed.
- 9, a seed, separated.
- 10, transverse section of a seed.
- 11 and 12, longitudinal sections of seeds.

All enlarged, but to various extent.



R. Graff del. C. Troedel & Co. Lith.

F. v. M. direct.

Steam Litho Gov. Printing Office Melb.

Acacia cochliocarpa Meissner.

ACACIA CINCINNATA.

F. v. M. fragmenta phytographiae Australiae xi. 35 (1878).

- 1, portion of a phyllodium.
- 2, bracts.
- 3, flower-bud.
- 4, unexpanded flower.
- 5, expanded flower, perfect.
- 6, flower, laid open, staminate only.
- 7, front- and back-view of a stamen.
- 8, pistil.
- 9, lower portion of a fruit-valve with a seed.
- 10, a seed, separated.
- 11, transverse section of a seed.
- 12, longitudinal section of a seed, showing the cotyledons.
- 13, longitudinal section of a seed, showing the funicle.

All enlarged, but to various extent.



R. Graff. del. C. Troedel & C^o Lith.

F.v.M. direxit.

Steam Litho. Gov. Printing Office Melb.

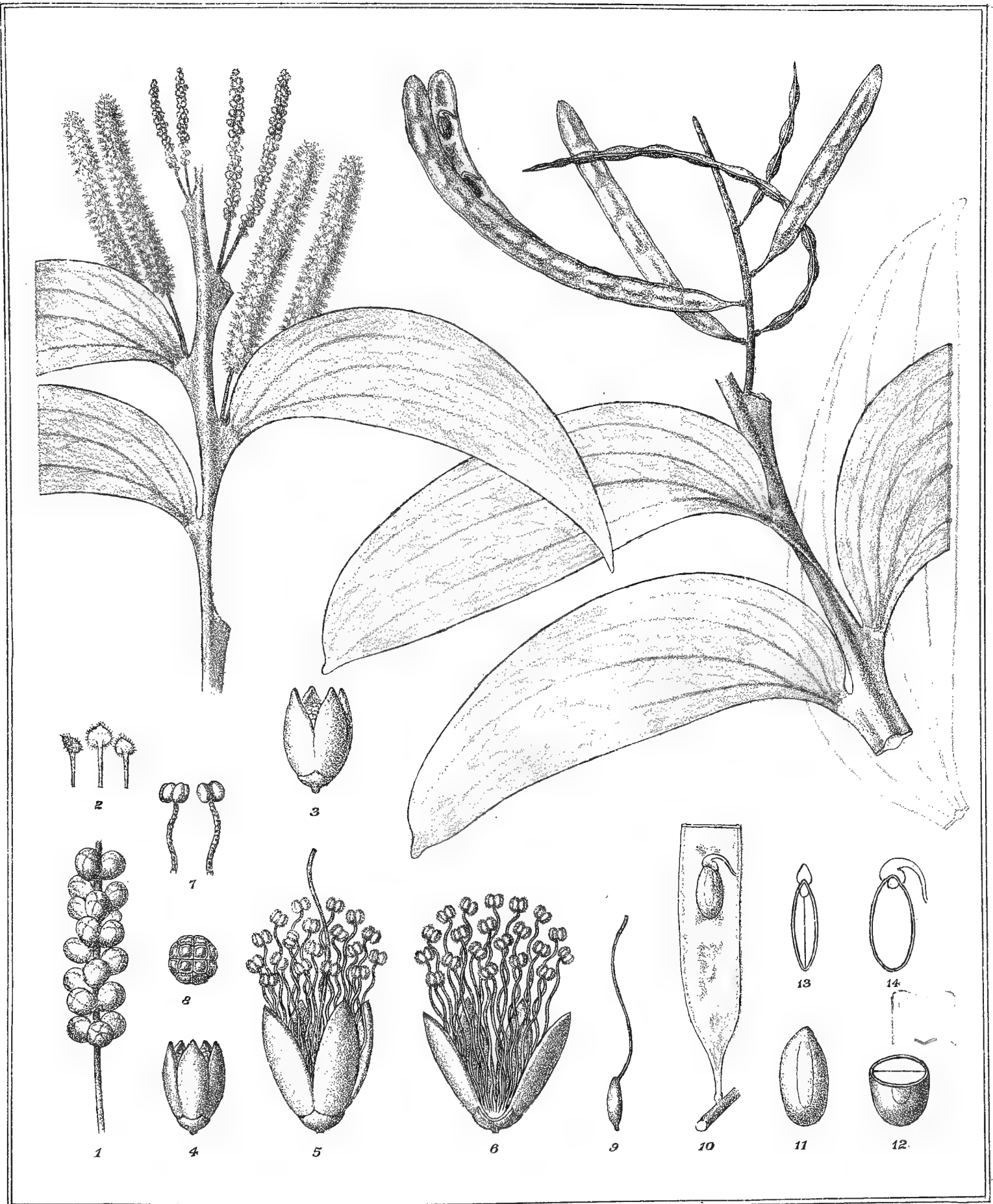
Acacia cincinnata F.v.M.

ACACIA LATIFOLIA.

Bentham in Hooker's London Journal of Botany i. 382 (1842).

- 1, portion of an unexpanded spike.
- 2, bracts.
- 3 and 4, unexpanded flowers.
- 5, expanded flower.
- 6, flower, laid open, staminate only, one petal removed.
- 7, front- and back-view of a stamen.
- 8, pollen-grain.
- 9, pistil.
- 10, lower portion of a fruit-valve with a seed
- 11, a seed, separated.
- 12, transverse section of a seed.
- 13 and 14, longitudinal sections of seeds.

All enlarged, but to various extent.



R.Graff del. C. Troedel & Co. Lith.

F. v. M. direxit

Steam Litho. Gov. Printing Office. Melb.

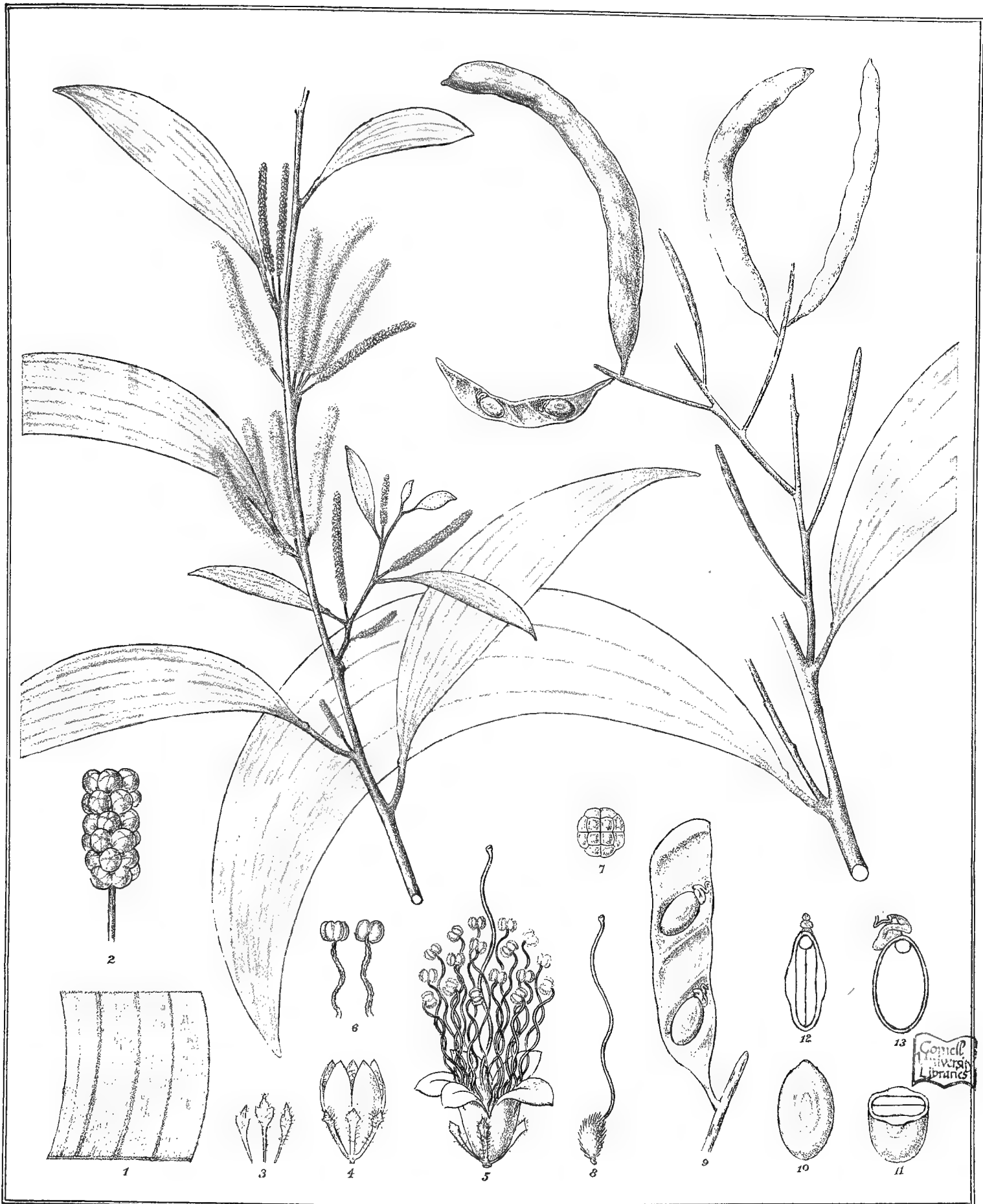
Acacia latifolia Bentham.

ACACIA TUMIDA.

F. v. M. in the Journal of the Linnean Society iii. 144 (1858).

- 1, portion of a phyllodium.
- 2, portion of an unexpanded spike.
- 3, bracts.
- 4, unexpanded flower.
- 5, expanded flower.
- 6, front- and back-view of a stamen.
- 7, pollen-grain.
- 8, pistil.
- 9, lower portion of a fruit-valve with seeds.
- 10, a seed, separated.
- 11, transverse section of a seed.
- 12 and 13, longitudinal sections of seeds.

All enlarged, but to various extent.



R.Graff del. C.Troedel & C^o Lith.

F.v.M direxit.

Steam Litho Gov. Printing Office Melb

Acacia tumida F.v.M.

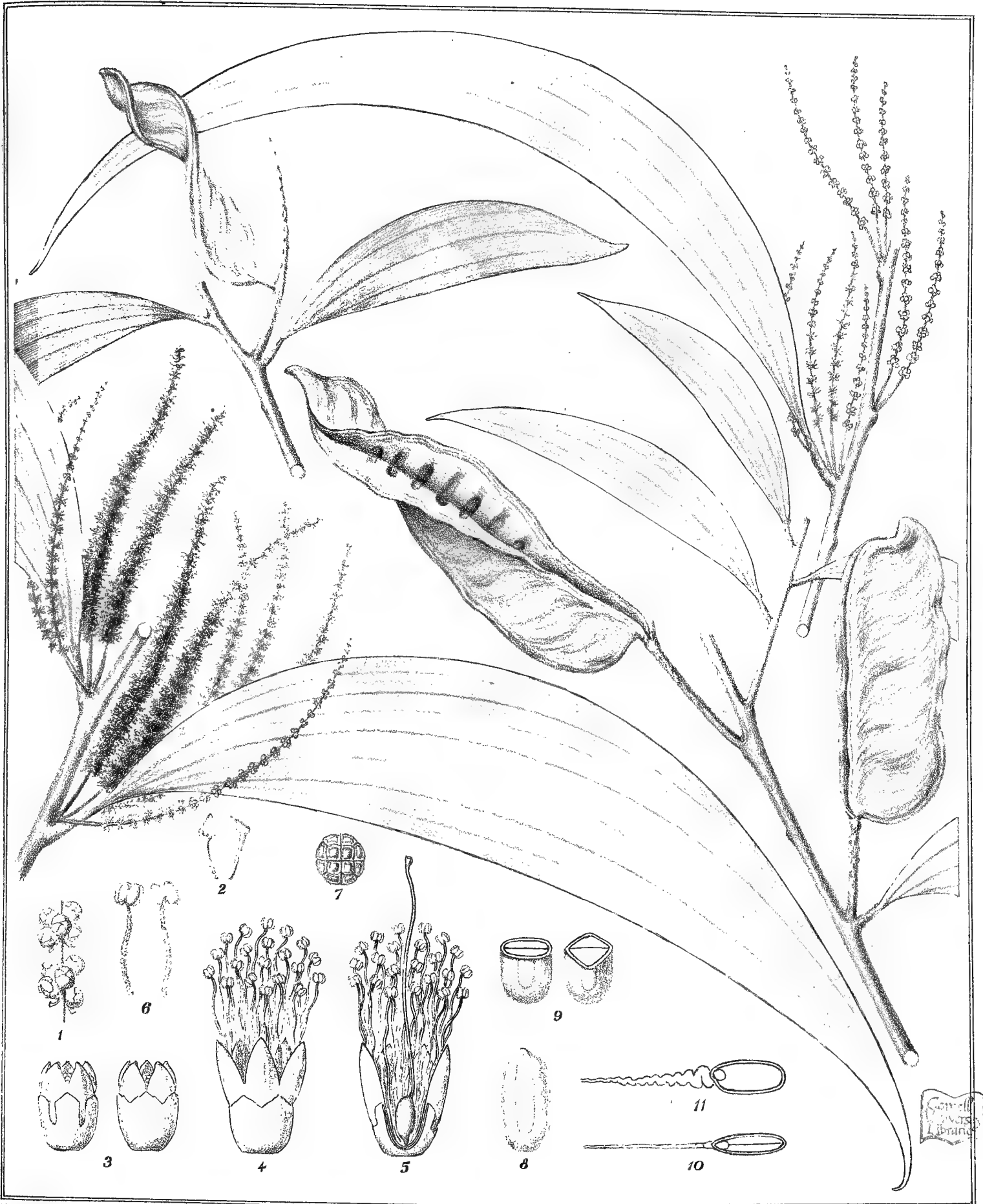
Cornell
University
Library

ACACIA AULACOCARPA.

Cunningham in Hooker's London Journal of Botany i. 379 (1842).

- 1, portion of inflorescence.
- 2, bracts.
- 3, unexpanded flower.
- 4, staminate flower.
- 5, perfect flower, laid open.
- 6, front- and back-view of a stamen.
- 7, pollen-grain.
- 8, a seed, separated.
- 9, transverse section of a seed.
- 10 and 11, longitudinal sections of seeds.

All enlarged, but to various extent.



R. Graff, del. C. Troedel & Co. Lith.

Fv. M. direxit

Steam Litho Gov. Printing Office. Melb

Acacia aulacocarpa *A. Cunningham.*

CONTENTS.

ACACIA TRIPTERA.

RHIGIOPHYLLA.

ALPINA.

DALLACHIANA.

COCHLIOCARPA.

ACACIA CINCINNATA.

LATIFOLIA.

TUMIDA.

AULACOCARPA.

AURICULIFORMIS.

ICONOGRAPHY

OF

AUSTRALIAN SPECIES OF ACACIA

AND

COGNATE GENERA,

BY

BARON FERD. VON MUELLER, K.C.M.G., M. & PH.D., F.R.S.,

GOVERNMENT BOTANIST OF THE COLONY OF VICTORIA.

"SED GAUDEBITIS ET EXULTABITIS USQUE AD SEMPERNUM IN HIS, QUÆ DEUS CREAVIT."—*Prophetia Isaiæ*, lxxv. 18.

ELEVENTH DECADE.

BY AUTHORITY:

ROBT. S. BRAIN, GOVERNMENT PRINTER, MELBOURNE.

1888.

PRICE—THREE SHILLINGS.

ICONOGRAPHY

OF

AUSTRALIAN SPECIES OF ACACIA

AND

COGNATE GENERA,

BY

BARON FERD. VON MUELLER, K.C.M.G., M. & PH.D., F.R.S.,

GOVERNMENT BOTANIST OF THE COLONY OF VICTORIA.

"SED GAUDEBITIS ET EXULTABITIS USQUE AD SEMPIERNUM IN IIS, QUÆ DEUS CREABAT."—*Prophetia Isaiæ*, lxx. 18.

ELEVENTH DECADE.

BY AUTHORITY:

ROBT. S. BRAIN, GOVERNMENT PRINTER, MELBOURNE.

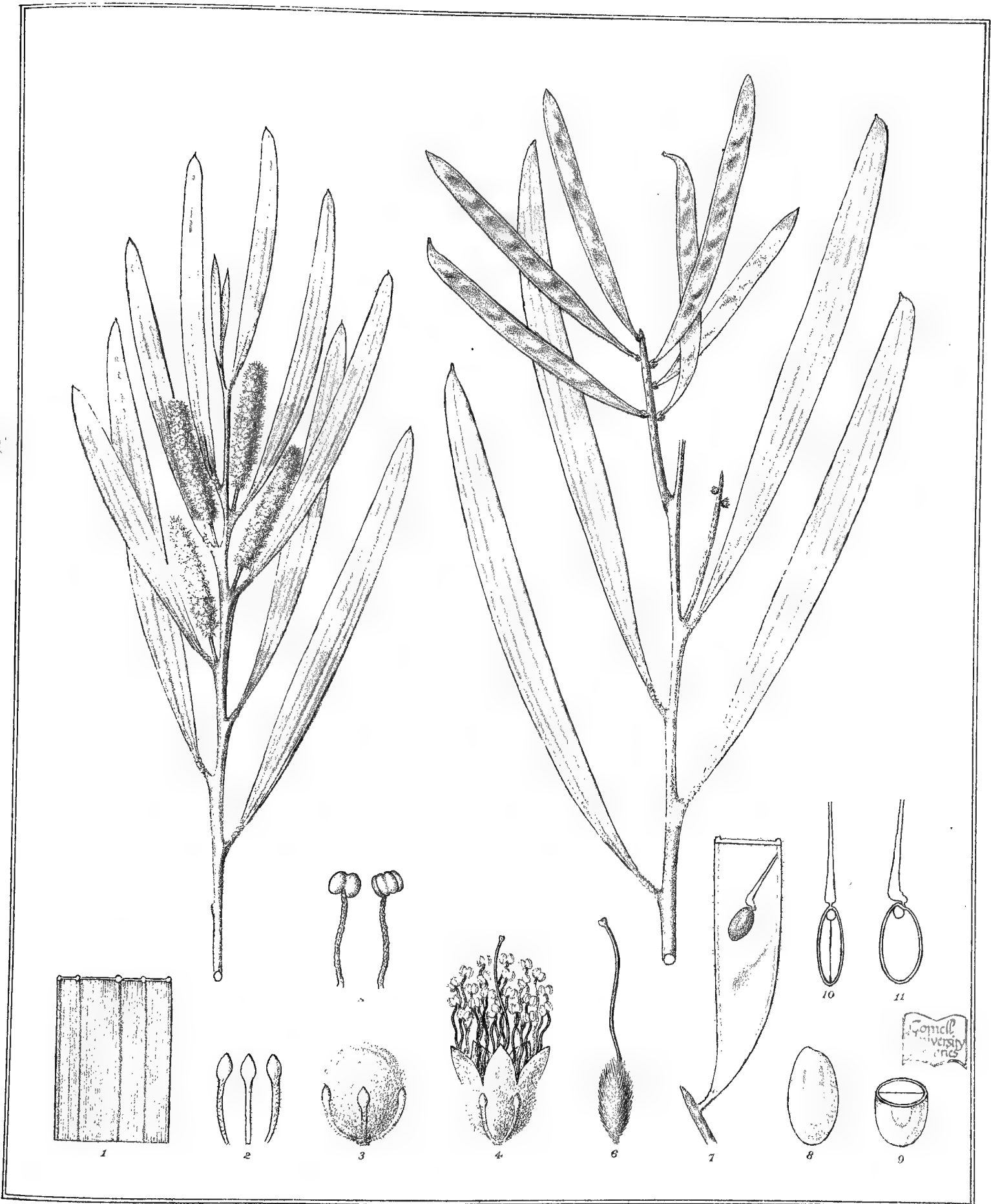
1888.

ACACIA DELIBRATA.

Cunningham in Hooker's London Journal of Botany i. 374 (1842).

- 1, portion of a phylloidium.
- 2, bracts.
- 3, unexpanded flower.
- 4, expanded flower.
- 5, back- and front-view of a stamen.
- 6, pistil.
- 7, portion of a fruit-valve with a seed.
- 8, a seed, separated.
- 9, transverse section of a seed.
- 10 and 11, longitudinal sections of seeds.

All enlarged, but to various extent.



R. Graff del C. Troedel & Co. Lith.

F. v. M. direct.

Steam Litho Gov. Printing Office 544b

Acacia delibrata. A. Cunningham.

ACACIA GONOCLADA.

F. v. M. in the Journal of the Linnean Society iii. 140 (1858).

- 1, portion of a phyllodium.
- 2, bracts.
- 3, unexpanded flower.
- 4, expanded perfect flower.
- 5, expanded flower, laid open, staminate only.
- 6, back- and front-view of a stamen.
- 7, pistil.
- 8, portion of a fruit-valve with a seed.
- 9, a seed, separated.
- 10, transverse section of a seed.
- 11 and 12, longitudinal sections of seeds.

All enlarged, but to various extent.



R. Graff del. C. Troedel & C^o Lith.

F.v.M. direxit

Steam Litho. Gov. Printing Office Melb

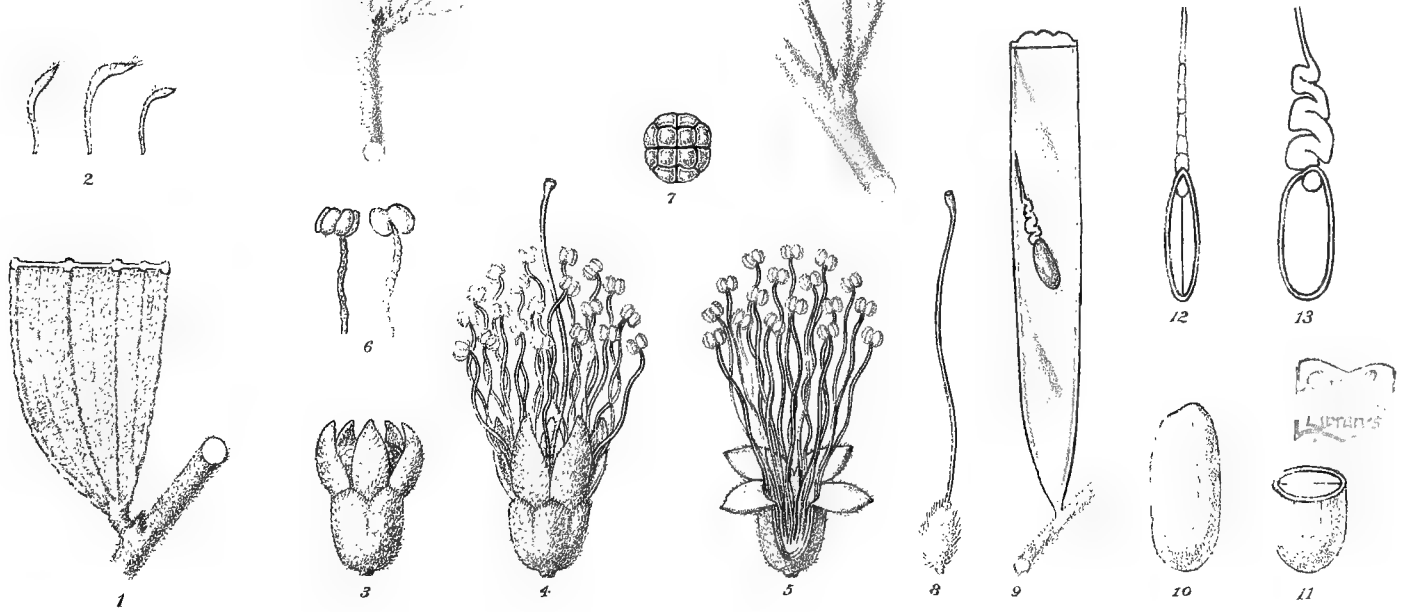
Acacia gonoclada F.v.M

ACACIA STIPULIGERA.

F. v. M. in the Journal of the Linnean Society iii. 144 (1858).

- 1, portion of a branchlet.
- 2, bracts.
- 3, unexpanded flower.
- 4, expanded perfect flower.
- 5, expanded flower, laid open, staminate only.
- 6, front- and back-view of a stamen.
- 7, pollen-grain.
- 8, pistil.
- 9, portion of a fruit-valve with a seed.
- 10, a seed, separated.
- 11, transverse section of a seed.
- 12 and 13, longitudinal sections of seeds.

All enlarged, but to various extent.



R. Graff del. C. Troedel & Co Lith.

F.v.M direxit

Steam Litho. Gov. Printing Office Melb

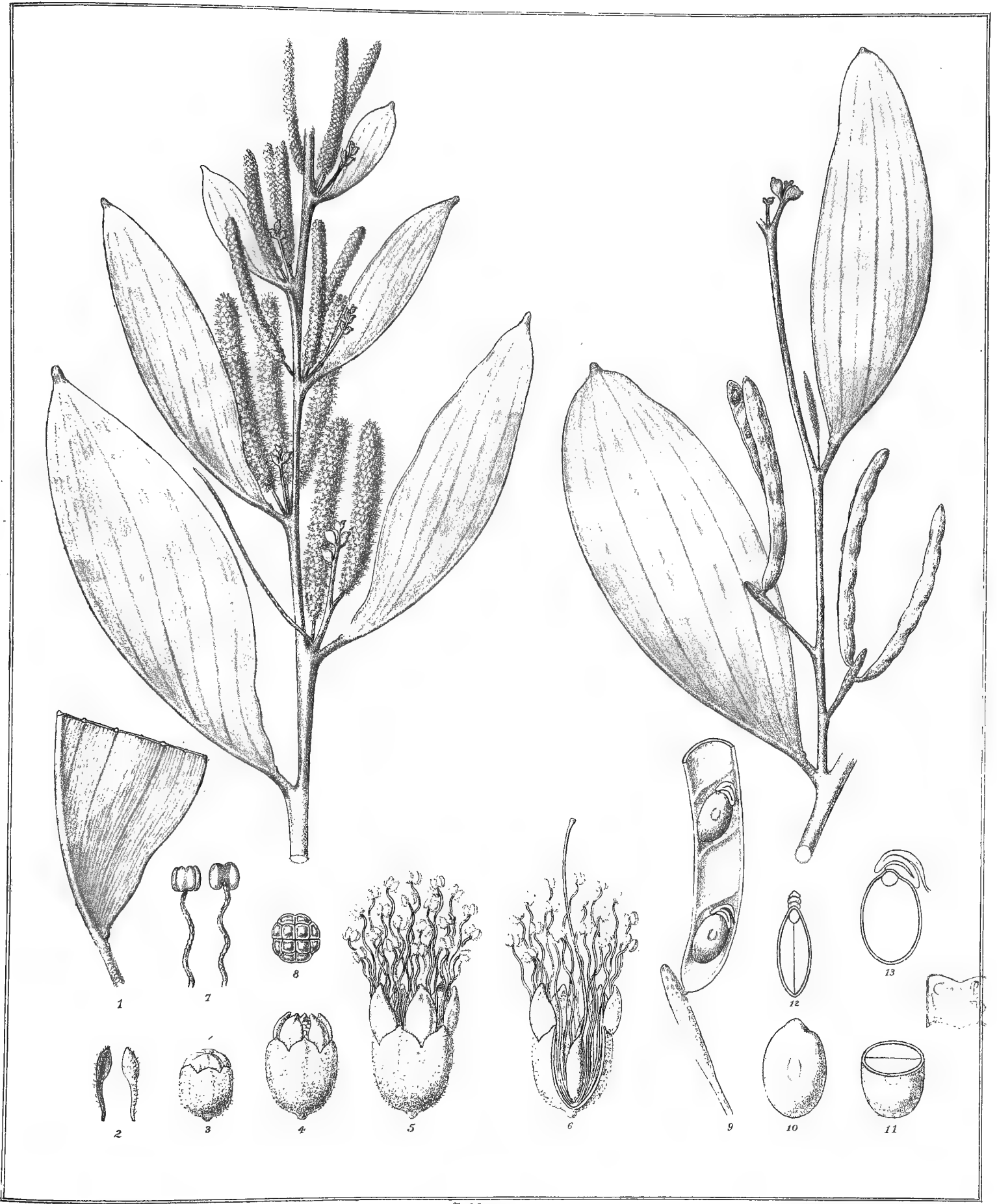
Acacia stipuligera F.v.M

ACACIA ACRADENIA.

F. v. M. in the Journal of the Linnean Society iii. 142 (1859).

- 1, portion of a phyllodium.
- 2, bracts.
- 3, flower-bud.
- 4, unexpanded flower.
- 5, expanded flower, staminate only.
- 6, perfect flower, laid open.
- 7, front- and back-view of a stamen.
- 8, pollen-grain.
- 9, portion of a fruit-valve with seeds.
- 10, a seed, separated.
- 11, transverse section of a seed.
- 12 and 13, longitudinal sections of seeds.

All enlarged, but to various extent.



R. Graff del. C. Troedel & C^o Lith.

F.v.M. direxit.

Steam Litho Gov Printing Office Melb

Acacia acradenia F.v.M.

ACACIA HOLCOCARPA.

Bentham, *Flora Australiensis* ii. 408 (1864).

- 1, portion of a phyllodium.
- 2, portion of an unexpanded spike.
- 3, bracts.
- 4, unexpanded flower.
- 5, expanded perfect flower.
- 6, expanded flower, laid open, staminate only.
- 7, front- and back-view of a stamen.
- 8, pollen-grain.
- 9, pistil.
- 10, portion of a fruit-valve with seeds.
- 11, a seed, separated.
- 12, transverse section of a seed.
- 13 and 14, longitudinal sections of seeds.

All enlarged, but to various extent.



R. Graff del C. Troedel & C^o Lith.

F. v. M. direxit

Steam Litho Gov. Printing Office Melb.

Acacia holocarpa Benth.


Cornell
University
Library

ACACIA WICKHAMI.

Bentham in Hooker's London Journal of Botany i. 379 (1842).

- 1, phyllodia.
- 2, portion of an unexpanded spike.
- 3, bracts.
- 4, flower-bud.
- 5, unexpanded flower.
- 6, expanded perfect flower.
- 7, expanded flower, laid open, staminate only.
- 8, back- and front-view of a stamen.
- 9, pistil.
- 10, portion of a fruit-valve with a seed.
- 11, a seed, separated.
- 12, transverse section of a seed.
- 13 and 14, longitudinal sections of seeds.

All enlarged, but to various extent.



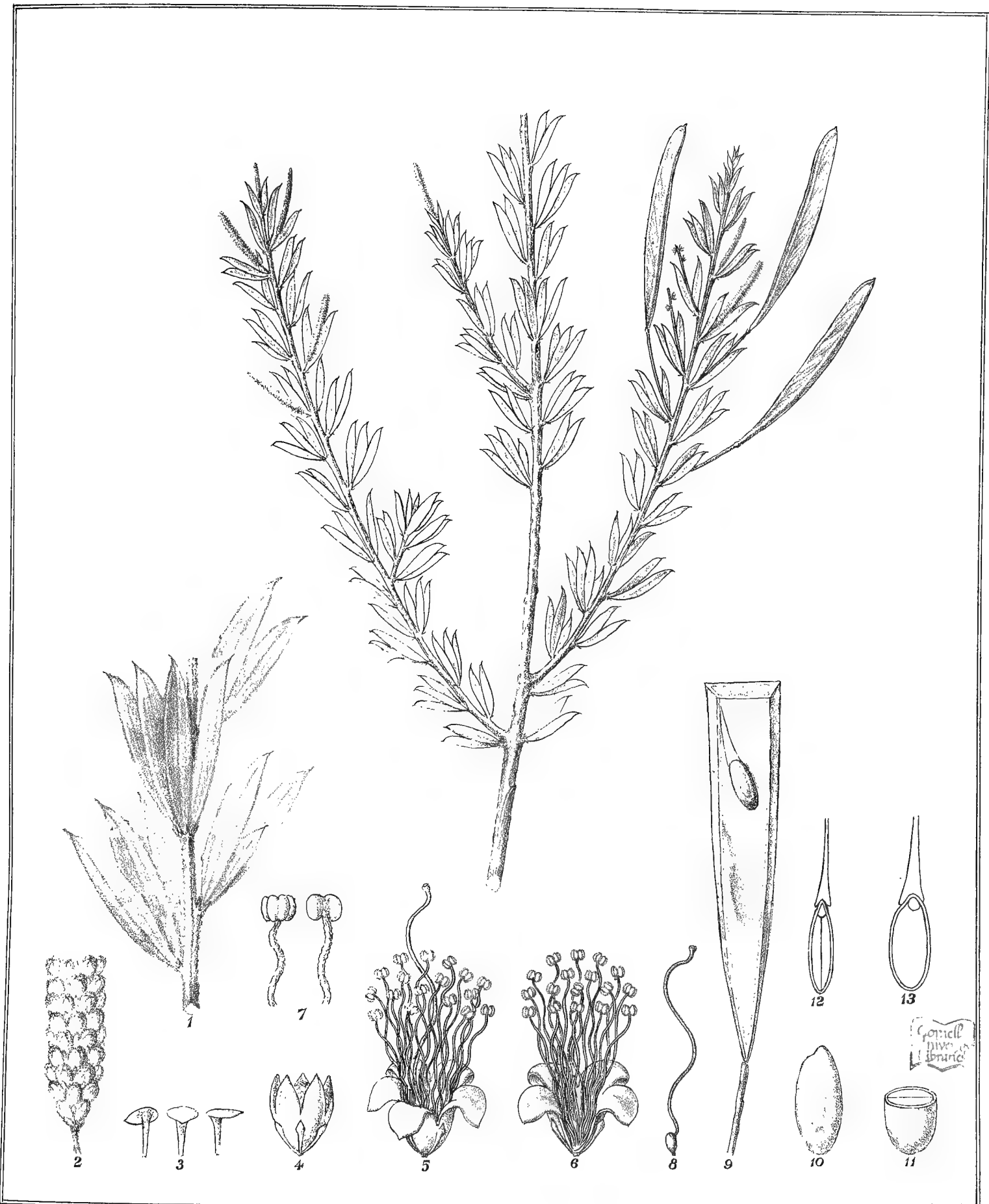
Acacia Wickhami Bentham.

ACACIA CONJUNCTIFOLIA.

F. v. M. fragmenta phytographiae Australiae xi. 68 (1879).

- 1, portion of a branchlet with phyllodia.
- 2, portion of an unexpanded spike.
- 3, bracts.
- 4, unexpanded flower.
- 5, expanded flower, perfect.
- 6, flower laid open, staminate only.
- 7, front- and back-view of a stamen.
- 8, pistil.
- 9, lower portion of a fruit-valve with seeds.
- 10, a seed, separated.
- 11, transverse section of a seed.
- 12 and 13, longitudinal sections of seeds.

All enlarged, but to various extent.



R. Graff. del. C. Troedel. C^o Lith.

F.v.M. direxit.

Steam. Litho. Gov. Printing Office. Melb.

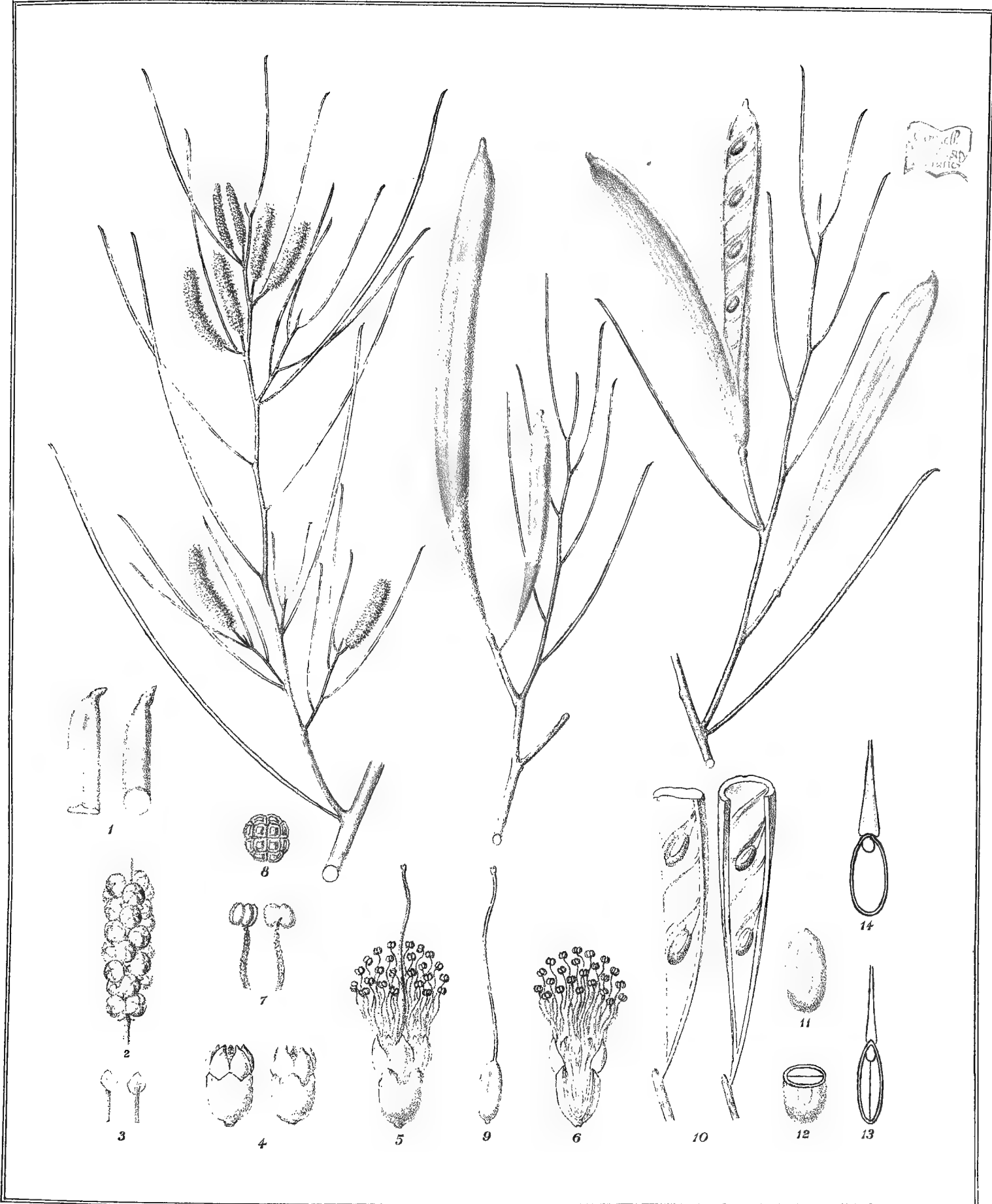
Acacia conjunctifolia F.v.M.

ACACIA XYLOCARPA.

A. Cunningham in Hooker's London Journal of Botany i. 370 (1842).

- 1, portions of phyllodia.
- 2, portion of an unexpanded spike.
- 3, bracts.
- 4, unexpanded flowers.
- 5, expanded perfect flower.
- 6, expanded flower, staminate only, laid open.
- 7, front- and back-view of a stamen.
- 8, pollen-grain.
- 9, pistil.
- 10, portions of a fruit-valve with seeds.
- 11, a seed, separated.
- 12, transverse section of a seed.
- 13 and 14, longitudinal sections of seeds.

All enlarged, but to various extent.



R. Graff del. C. Troedel & Co. Lith.

F. v. M. direxit

Steam Litho Gov. Printing Office. Melb

Acacia xylocarpa A. Cunningham.

ACACIA GONOCARPA.

F. v. M. in the Journal of the Linnean Society iii. 136 (1858).

- 1, portions of phyllodia.
 - 2, portion of an unexpanded spike.
 - 3, bracts.
 - 4, unexpanded flower.
 - 5, expanded flower, staminate only.
 - 6, expanded perfect flower, laid open.
 - 7, front- and back-view of a stamen.
 - 8, pollen-grain.
 - 9, portion of a fruit-valve with a seed.
 - 10, a seed, separated.
 - 11, transverse section of a seed.
 - 12 and 13, longitudinal sections of seeds.
- All enlarged, but to various extent.

University
Libraries



R.Graff del. C.Troedel & Co Lith.

F.v.M. direxit.

Steam Litho Gov. Printing Office Melb.

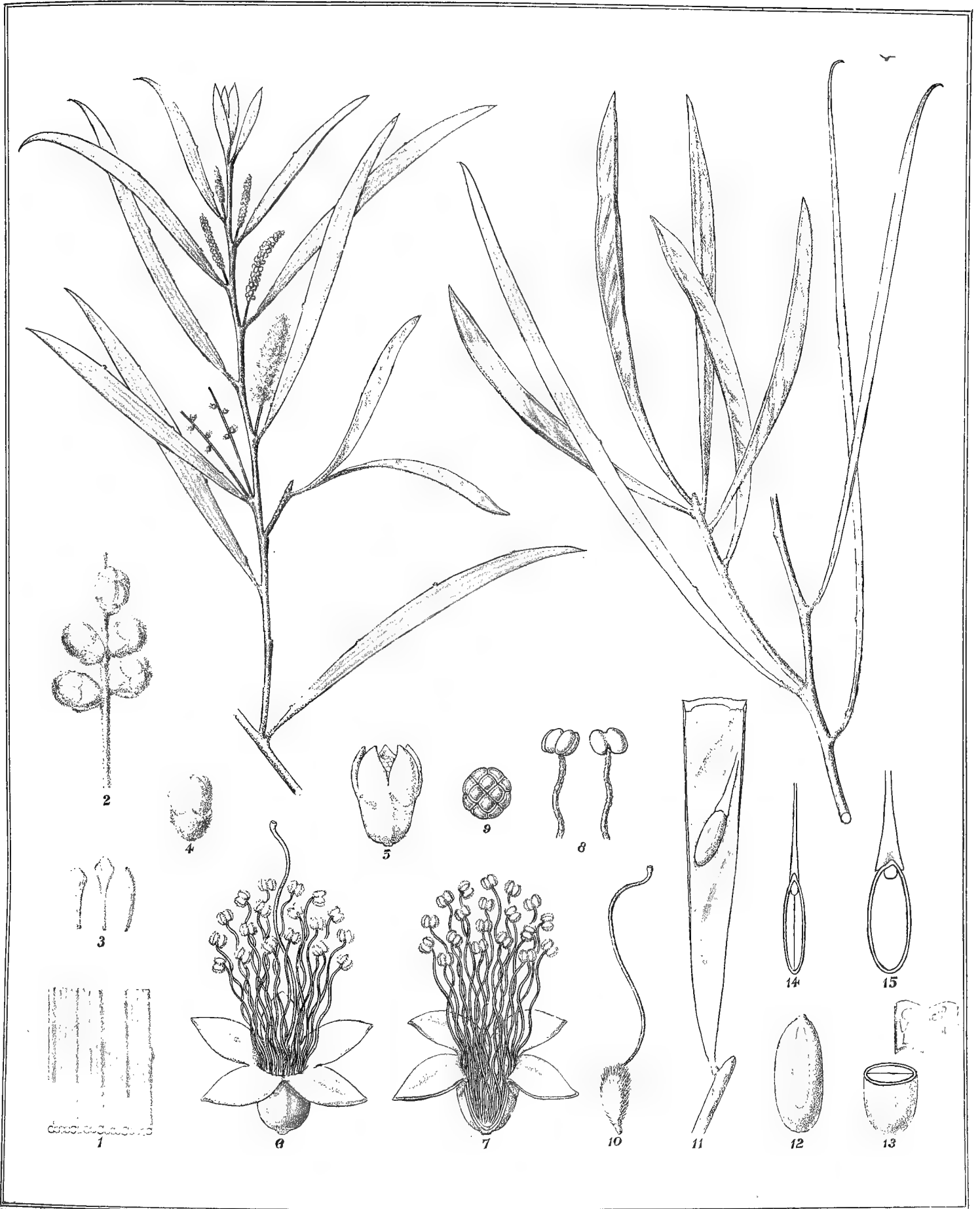
Acacia gonocarpa F.v.M.

ACACIA DREPANOCARPA.

F. v. M. in the Journal of the Linnean Society iii. 137 (1858).

- 1, portion of a phyllodium.
- 2, portion of an unexpanded spike.
- 3, bracts.
- 4, flower-bud.
- 5, unexpanded flower.
- 6, expanded flower, perfect.
- 7, flower, laid open, staminate only.
- 8, front- and back-view of a stamen.
- 9, pollen-grain.
- 10, pistil.
- 11, lower portion of a fruit-valve with a seed.
- 12, a seed, separated.
- 13, transverse section of a seed.
- 14 and 15, longitudinal sections of seeds.

All enlarged, but to various extent.



R. Graff. del. C. Troedel & Co. Lith.

F. v. M. direxit.

Steam Litho. Gov. Printing Office, Melb.

Acacia drepanocarpa F. v. M.

CONTENTS.

ACACIA DELIBRATA.

GONOCCLADA.

STIPULIGERA.

ACRADENIA.

HOLCOCARPA.

ACACIA WICKHAMI.

CONJUNCTIFOLIA.

XYLOCARPA.

GONGCARPA.

DREPANOCARPA.

ICONOGRAPHY
OF
AUSTRALIAN SPECIES OF ACACIA
AND
COGNATE GENERA,

BY
BARON FERD. VON MUELLER, K.C.M.G., M. & PH.D., F.R.S.,
GOVERNMENT BOTANIST OF THE COLONY OF VICTORIA.

GAUDEBITIS ET EXULTABITIS USQUE AD SEMPERNUM IN HIS, QUAE DEUS CREABAT.—*Prophetia Isaiae, lxx. 18.*

TWELFTH DECADE.

BY AUTHORITY:
ROBT. S. BRAIN, GOVERNMENT PRINTER, MELBOURNE.
1888.

PRICE—THREE SHILLINGS.

ICONOGRAPHY
OF
AUSTRALIAN SPECIES OF ACACIA

AND
COGNATE GENERA,

BY
BARON FERD. VON MUELLER, K.C.M.G., M. & PH.D., F.R.S.,

GOVERNMENT BOTANIST OF THE COLONY OF VICTORIA.

"SED GAUDEBITIS ET EXULTABITIS USQUE AD SEMPERNUM IN HIS, QUAE DEUS CREABAT."—Prophetia Isaiae, lxxv. 18.

TWELFTH DECADE.

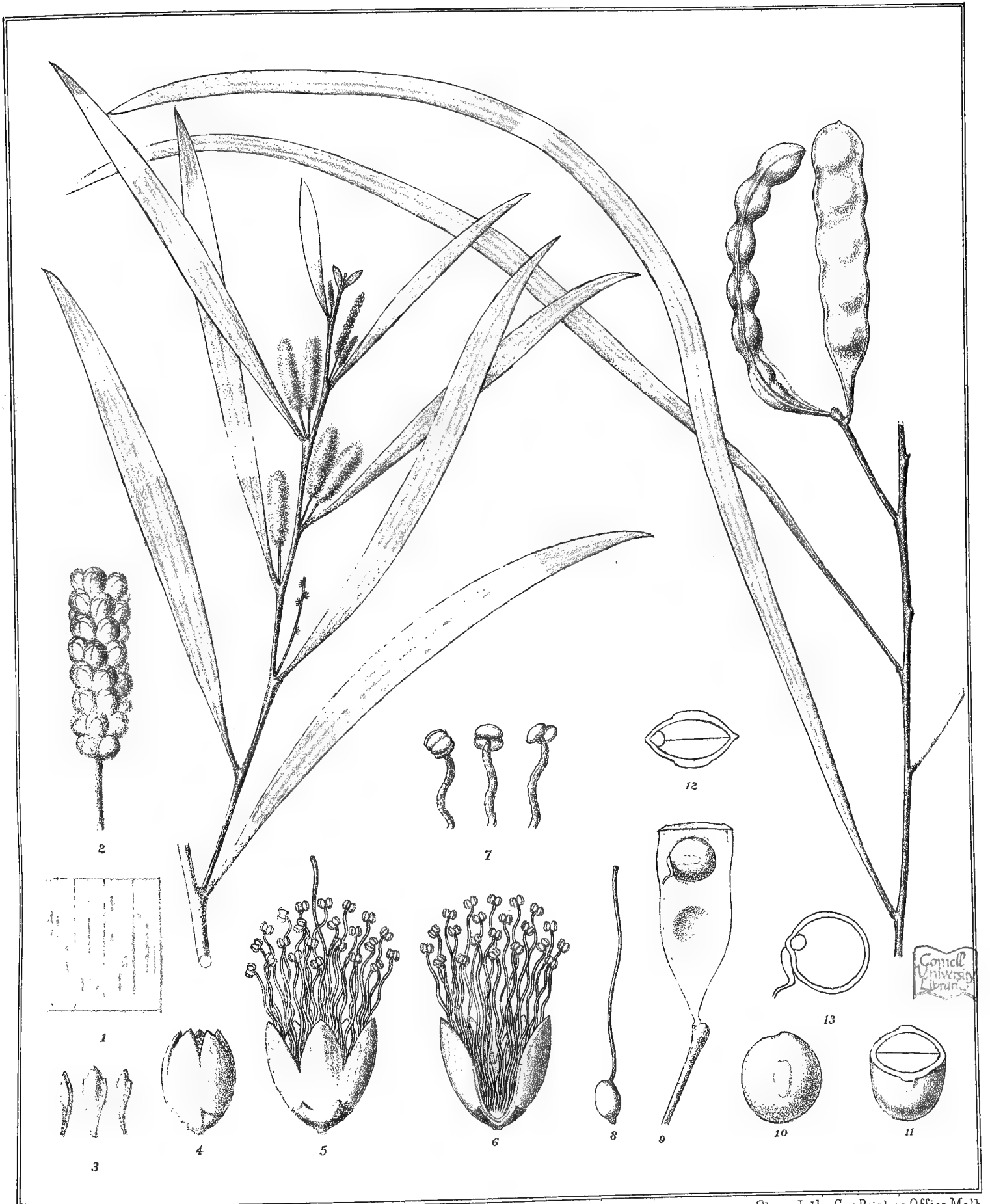
BY AUTHORITY:
ROBT. S. BRAIN, GOVERNMENT PRINTER, MELBOURNE.

ACACIA PACHYCARPA.

F. v. M. in Journal of the Linnean Society iii. 139 (1858).

- 1, portion of a phyllodium.
- 2, portion of an unexpanded spike.
- 3, bracts.
- 4, unexpanded flower.
- 5, expanded flower, perfect.
- 6, staminate flower, laid open.
- 7, front- back- and side-view of stamens.
- 8, pistil.
- 9, lower portion of a fruit-valve with seed.
- 10, a seed separated.
- 11, transverse section of a seed.
- 12 and 13, longitudinal sections of seeds.

All enlarged, but to various extent.



Cornell University Library

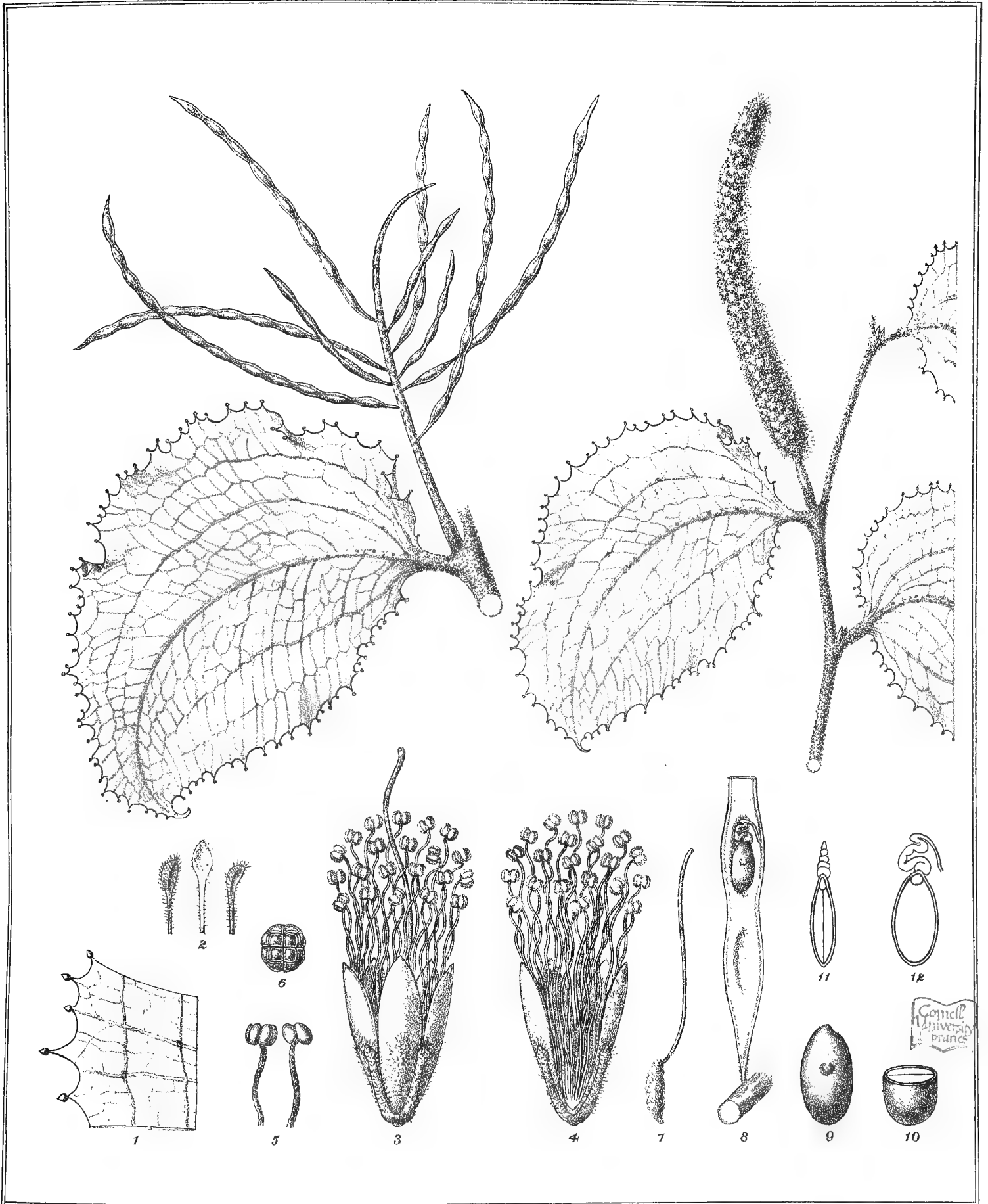
Acacia pachycarpa F.v.M.

ACACIA DENTICULOSA.

F. v. M. fragmenta phytographiae Australiae x. 32 (1876).

- 1, portion of a phyllodium.
- 2, bracts.
- 3, perfect flower.
- 4, flower, laid open, staminate only.
- 5, front- and back-view of a stamen.
- 6, pollen-grain.
- 7, pistil.
- 8, lower portion of a fruit-valve with a seed.
- 9, a seed separated.
- 10, transverse section of a seed.
- 11 and 12, longitudinal sections of seeds.

All enlarged, but to various extent.



R. Graff del. C. Troedel & Co Lith.

F.v.M. direxit

Steam Litho. Gov. Printing Office. Melb.


Acacia denticulosa F.v.M.

ACACIA SUBEROSA.

Cunningham in Hooker's London Journal of Botany i. 499 (1842).

- 1, portions of a leaf.
- 2, head of unexpanded flowers.
- 3, bracts.
- 4, unexpanded flower.
- 5, expanded flower, staminate only.
- 6, expanded perfect flower, laid open.
- 7, back- and front-view of stamens, one glandule-bearing.
- 8, pollen-grain.
- 9, lower portion of a fruit-valve with a seed.
- 10, a seed separated.
- 11, transverse section of a seed.
- 12 and 13, longitudinal sections of seeds.

All enlarged, but to various extent.



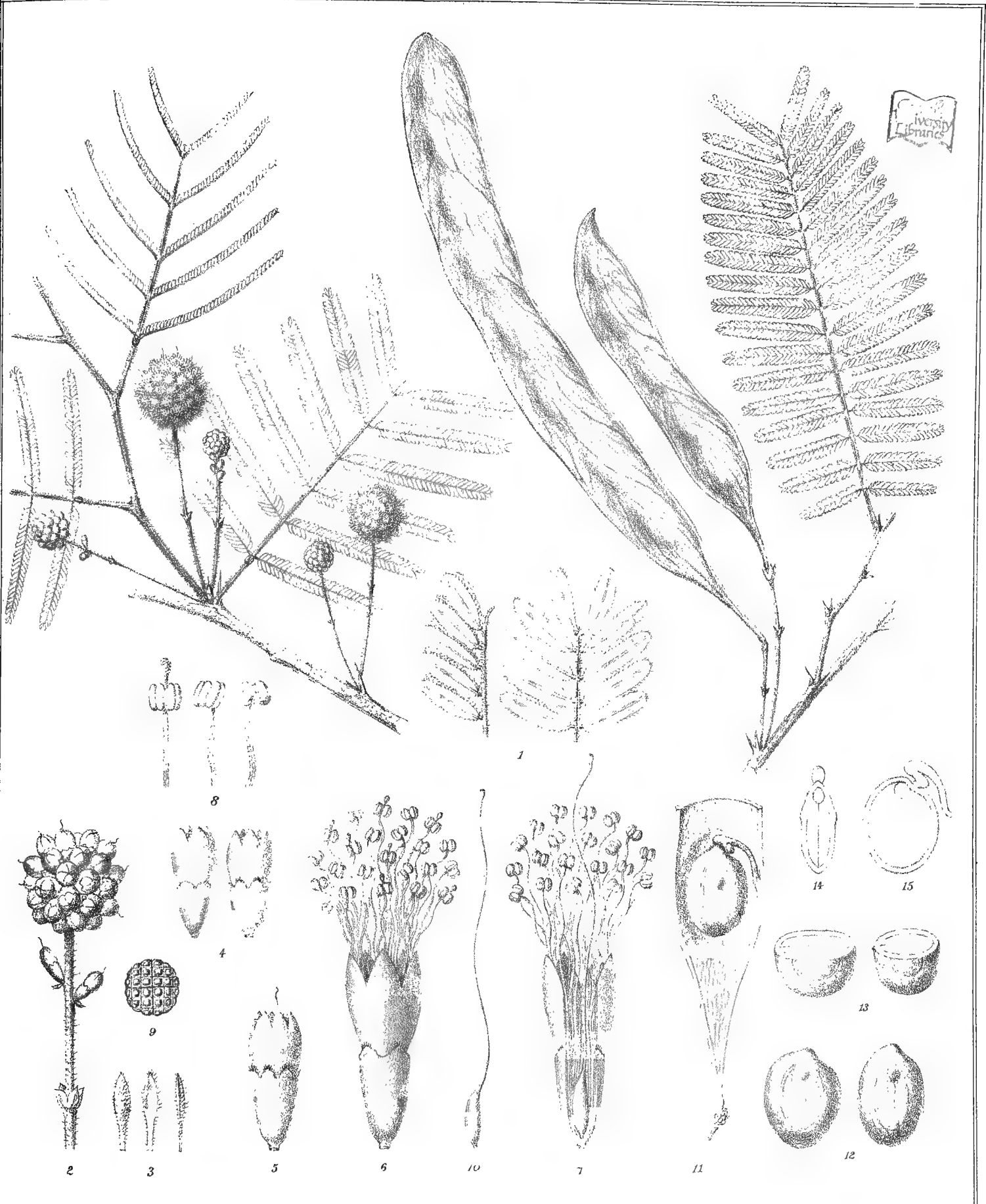
Acacia suberosa A. Cunningham.

ACACIA BIDWILLI.

Bentham in Schlechtendal's *Linnaea* xxvi. 629 (1853).

- 1, portions of a leaf.
- 2, head of unexpanded flowers.
- 3, bracts.
- 4 and 5, unexpanded flowers.
- 6, expanded flower, staminate only.
- 7, expanded perfect flower, laid open.
- 8, front- side- and back- view of stamens, one glandule-bearing.
- 9, pollen-grain.
- 10, pistil.
- 11, lower portion of a fruit-valve with a seed.
- 12, two seeds separated.
- 13, transverse sections of two seeds.
- 14 and 15, longitudinal sections of seeds.

All enlarged, but to various extent.



University
Library

R. Graff del. C. Troedel & Co Lith

F.v.M. direxit.

Steam Litho. Gov. Printing Office Melb.

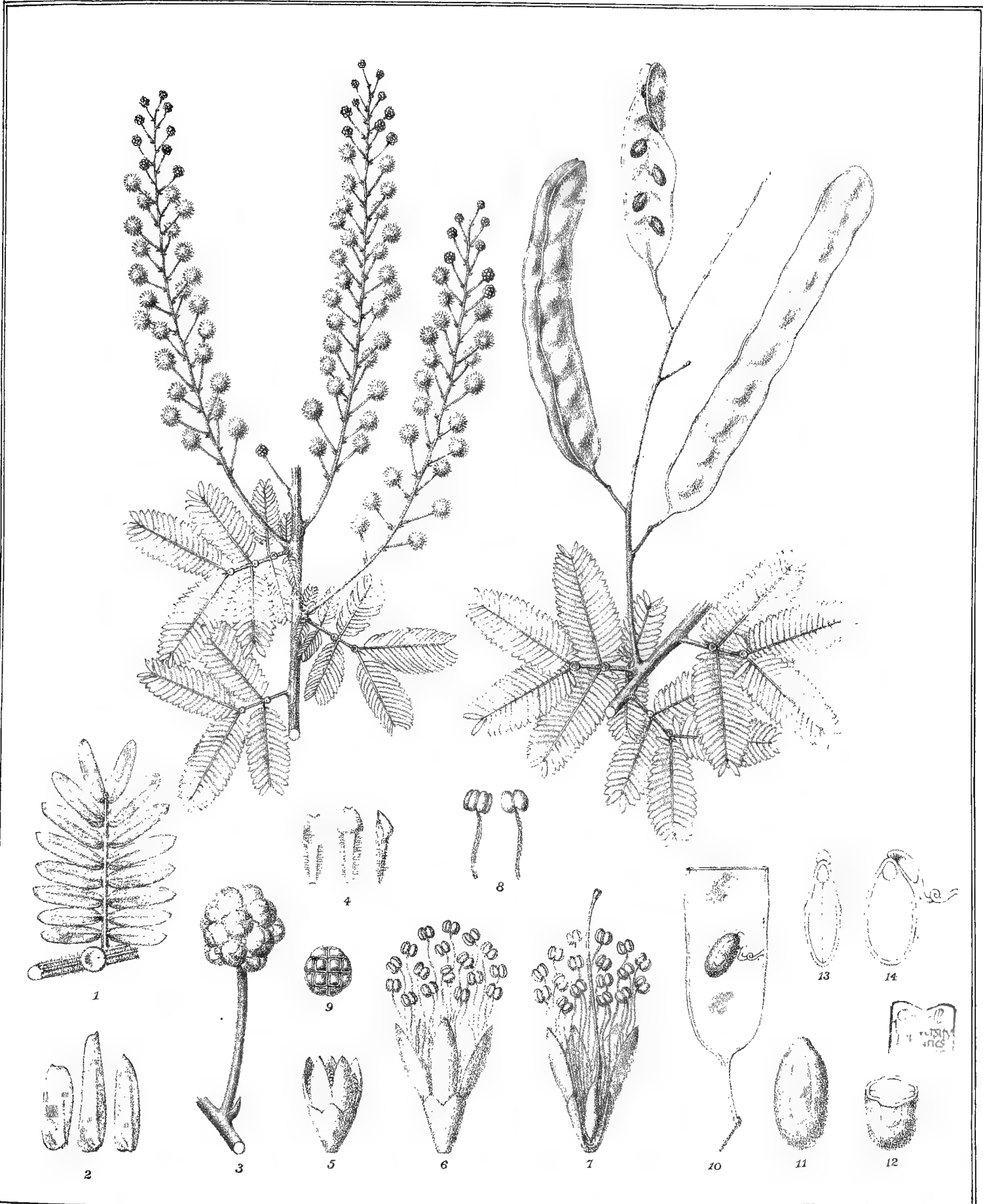
***Acacia Bidwilli* Bentham.**

ACACIA BAILEYANA.

F. v. M. in the transactions of the Royal Society of Victoria (1887).

- 1, portion of a leaf.
- 2, leaflets.
- 3, head of unexpanded flowers.
- 4, bracts.
- 5, unexpanded flower.
- 6, expanded flower, staminate only.
- 7, expanded perfect flower, laid open.
- 8, front- and back-view of a stamen.
- 9, pollen-grain.
- 10, lower portion of a fruit-valve with a seed.
- 11, a seed separated.
- 12, transverse section of a seed.
- 13 and 14, longitudinal sections of seeds.

All enlarged, but to various extent.



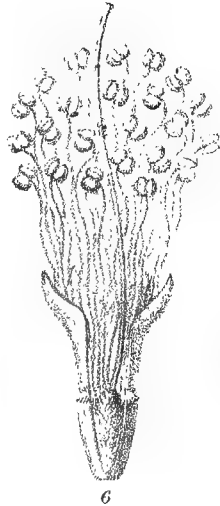
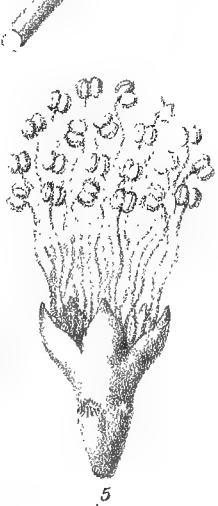
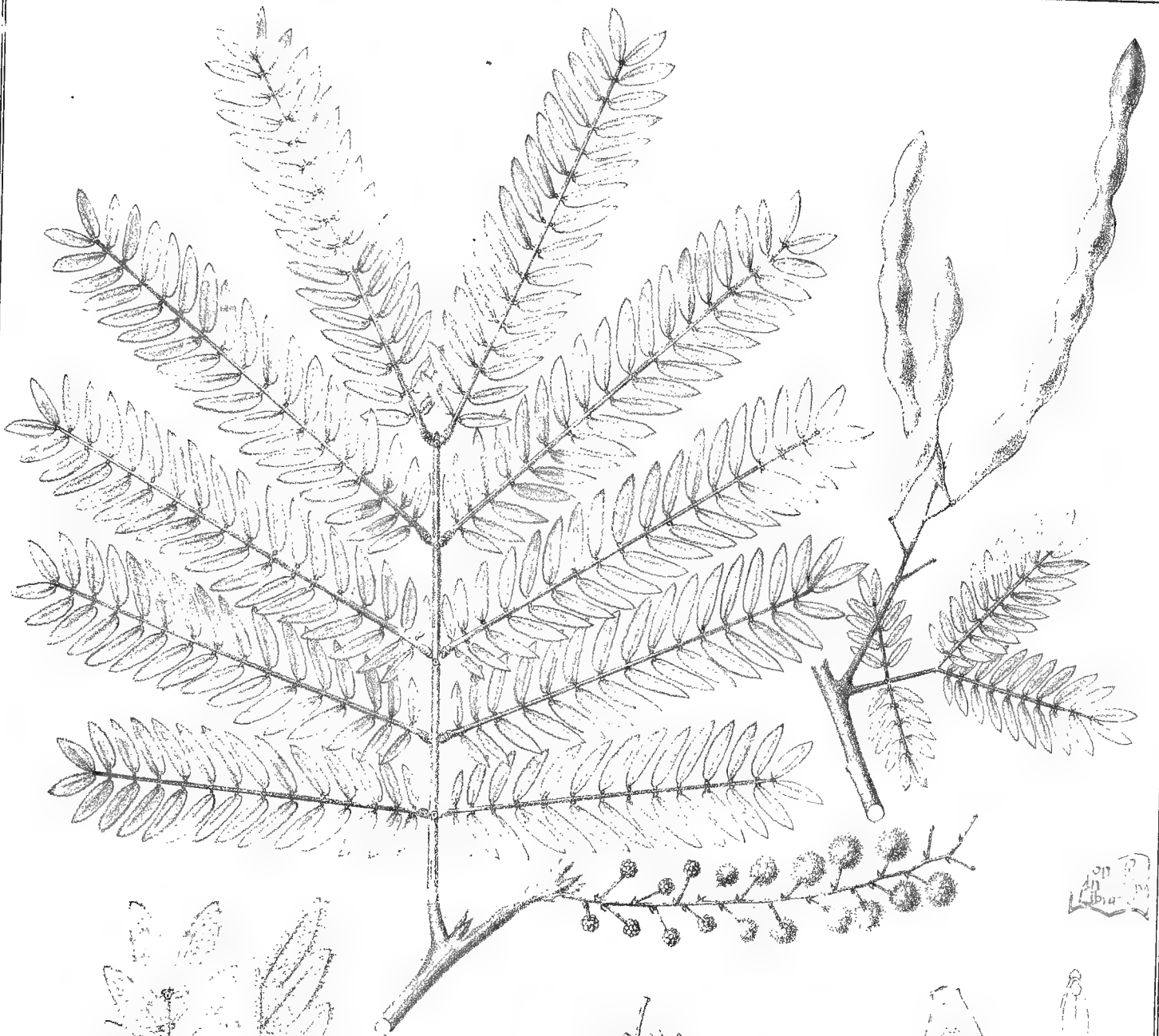
Acacia Baileyana F.v.M.

ACACIA POLYBOTRYA.

Bentham in Hooker's London Journal of Botany i. 384 (1842)-

- 1, portions of leaves.
- 2, head of unexpanded flowers.
- 3, bracts.
- 4, unexpanded flower.
- 5, expanded flower, staminate only.
- 6, expanded perfect flower, laid open.
- 7, front- and back-view of a stamen.
- 8, pollen-grain.
- 9, lower portion of a fruit-valve with a seed.
- 10, a seed separated.
- 11, transverse section of a seed.
- 12 and 13, longitudinal sections of seeds.

All enlarged, but to various extent.



R. Graff del. C. Troedel & C^o Lith.

F. v. M. direct.

Steam Litho. Gov. Printing Office Melb.


Acacia polybotrya Bentham.

ACACIA ELATA.

Cunningham in Hooker's London Journal of Botany i. 383 (1842).

- 1, head of unexpanded flowers.
- 2, bracts.
- 3, unexpanded flower.
- 4, expanded flower.
- 5, front- and back-view of a stamen.
- 6, pollen-grain.
- 7, pistil.
- 8, lower portion of a fruit-valve with a seed.
- 9, a seed separated.
- 10, transverse section of a seed.
- 11 and 12, longitudinal sections of seeds.

All enlarged, but to various extent.



R. Graff del. C. Troedel & Co. Lith.

F. v. M. direct.

Steam Litho, Gov. Printing Office, Melb.

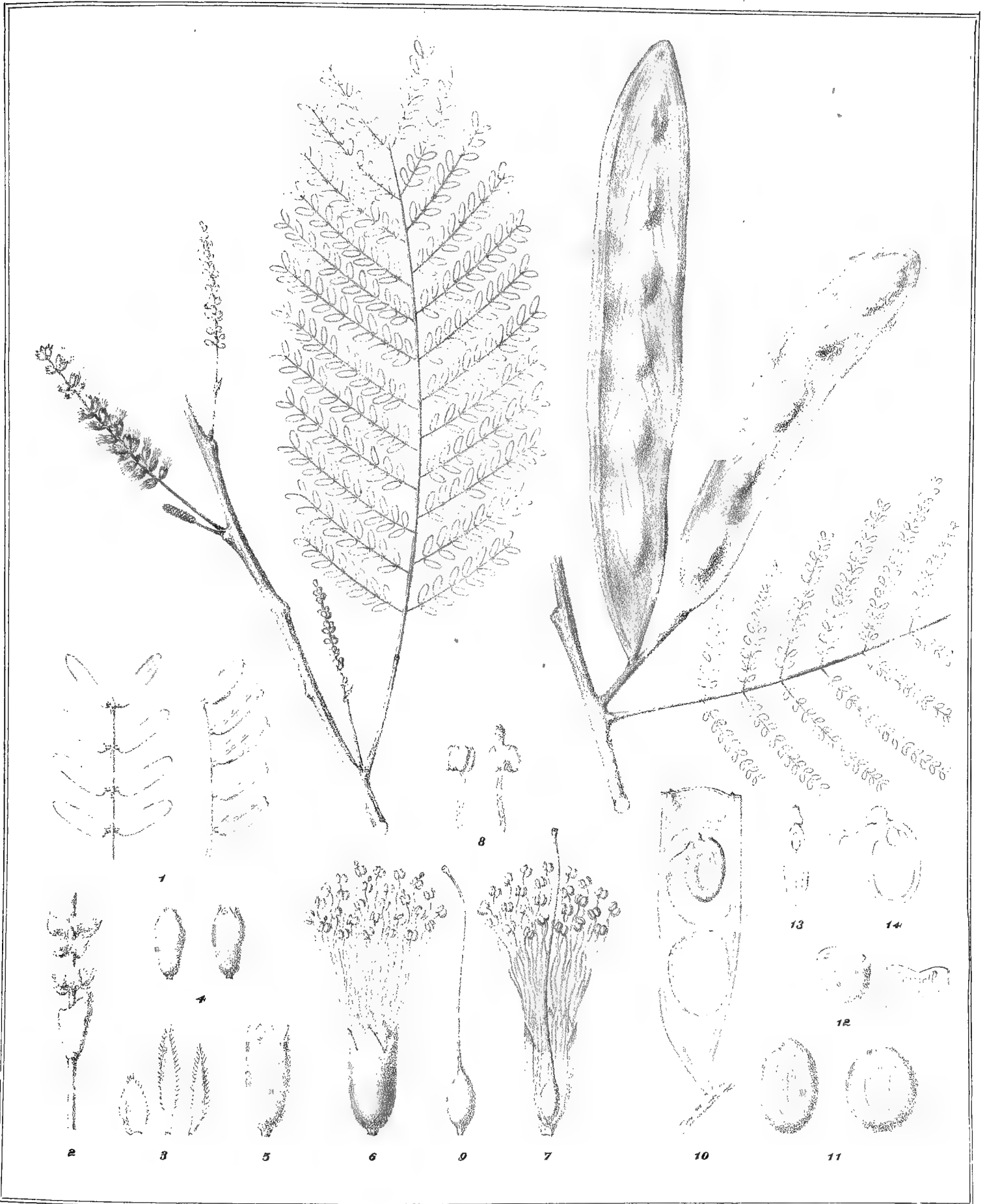
Acacia elata. A. CUNNINGHAM

ACACIA SUTHERLANDI.

F. v. M. *Albizzia Sutherlandi*, F. v. M. *fragmenta phytographiae Australiae* vi.
22 (1867).

- 1, portions of leaves.
- 2, portion of a spike of unexpanded flower.
- 3, bracts.
- 4, flower-buds.
- 5, unexpanded flower.
- 6, expanded flower, staminate only.
- 7, expanded perfect flower, laid open.
- 8, front- and back-view of a stamen, one glandule-bearing.
- 9, pistil.
- 10, portion of a fruit-valve with one seed.
- 11, two seeds separated.
- 12, transverse section of a seed.
- 13, longitudinal sections of seeds.

All enlarged, but to various extent.



R. Graff del. C. Troedel & C^o Lith.

F.v.M. direxit

Steam Litho. Gov. Printing Office Melb.

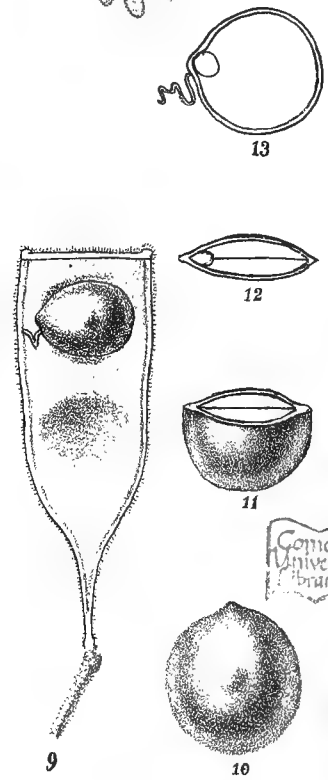
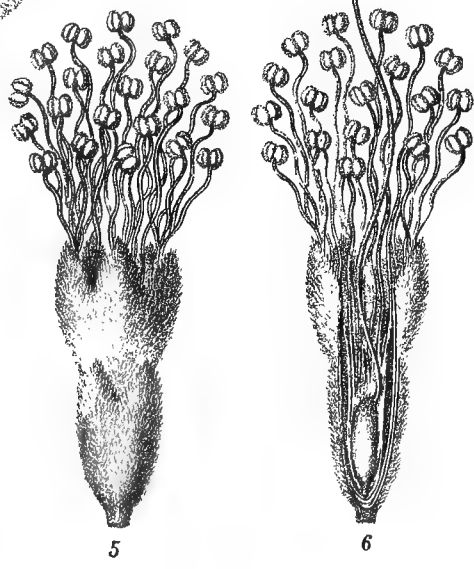

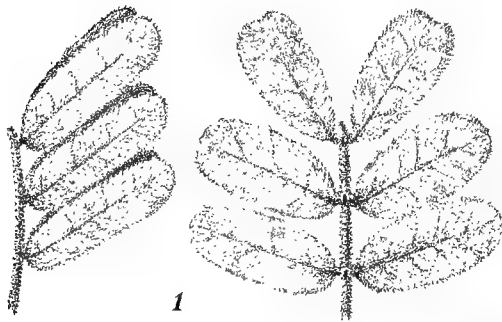
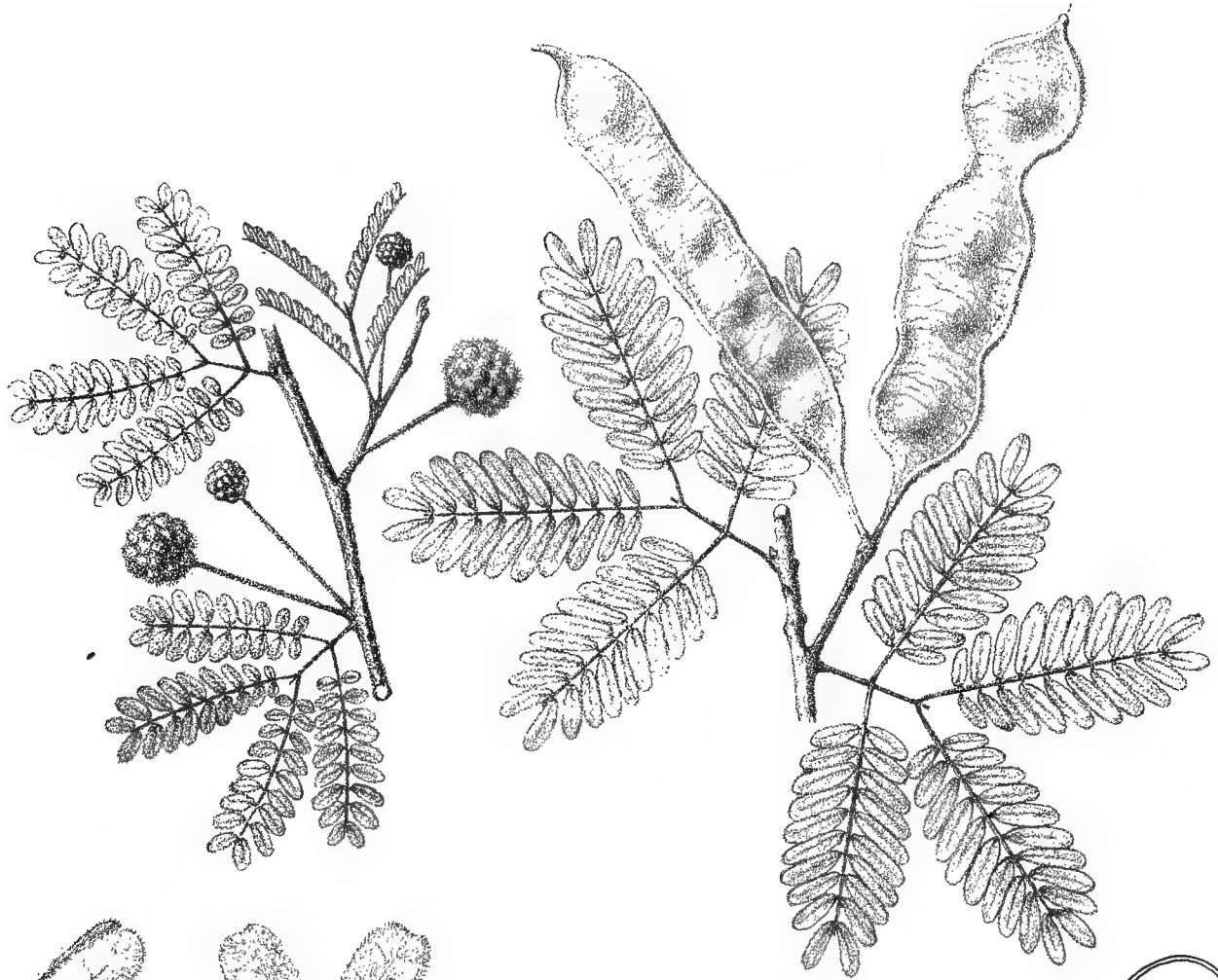
Acacia Sutherlandi *F.v.M.*

ALBIZZIA BASALTICA.

Bentham, *Flora Australiensis* ii. 422 (1864).

- 1, portions of leaves.
- 2, head of unexpanded flowers.
- 3, bracts.
- 4, unexpanded flower.
- 5, expanded flower, staminate only.
- 6, expanded perfect flower, laid open.
- 7, front- and back-view of a stamen.
- 8, pollen-grain.
- 9, lower portion of a fruit-valve with a seed.
- 10, a seed separated.
- 11, transverse section of a seed.
- 12 and 13, longitudinal sections of seeds.

All enlarged, but to various extent.



R.Graff del.C.Troedel & C^o Lith.

F.v.M.direxit.

Steam Litho.Gov.PrintingOffice Melb.

Albizzia basaltica BENTHAM.


Cornell University
Library

ALBIZZIA THOZETIANA.

F. v. M. in Bentham's *Flora Australiensis* ii. 422 (1864).

- 1, head of unexpanded flowers.
- 2, bracts.
- 3, unexpanded flower.
- 4, expanded flower, staminate only.
- 5, expanded perfect flower, laid open.
- 6, front- and back-view of a stamen.
- 7, pollen-grain.
- 8, lower portion of a fruit-valve with a seed.
- 9, a seed separated.
- 10, transverse section of a seed.
- 11 and 12, longitudinal sections of seeds.

All enlarged, but to various extent.



Albizzia Thozetiana F.v.M

CONTENTS.

ACACIA PACHYCARPA.
DENTICULOSA.
SUBEROSA.
BIDWILLI.
BAILEYANA.

ACACIA POLYBOTRYA.
ELATA.
SUTHERLANDI.
ALBIZZIA BASALTICA.
THOZETIANA.

ICONOGRAPHY
OF
AUSTRALIAN SPECIES OF ACACIA
AND
COGNATE GENERA,

BY
BARON FERD. VON MUELLER, K.C.M.G., M. & PH.D., F.R.S.,
GOVERNMENT BOTANIST OF THE COLONY OF VICTORIA.

"SED GAUDEBITIS ET EXULTABITIS USQUE AD SEMPITERNUM IN IIS, QUÆ DEUS CREAVIT."—*Prophetia Isaia*, lxx. 18.

THIRTEENTH DECADE.

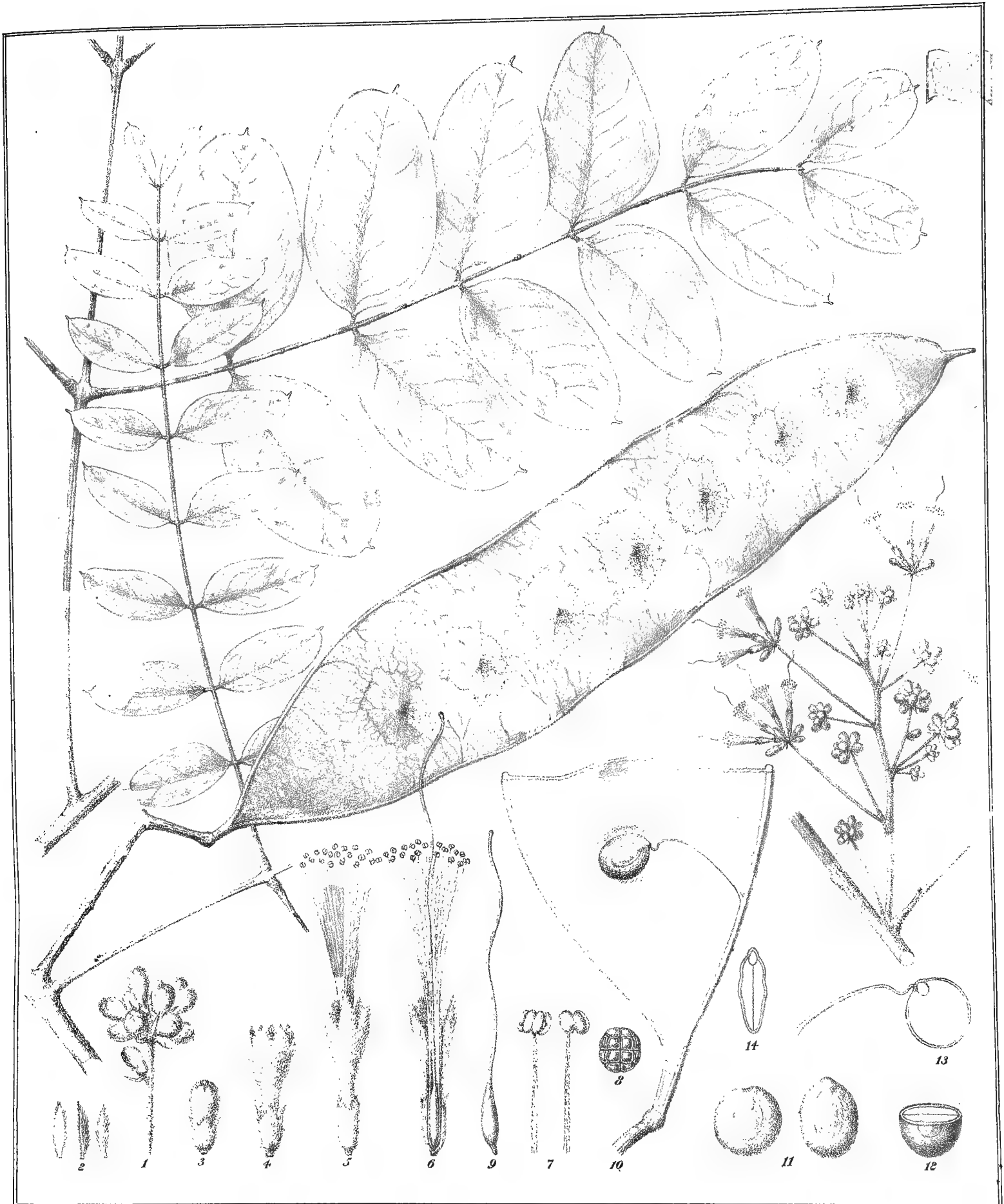
BY AUTHORITY:
ROBT. S. BRAIN, GOVERNMENT PRINTER, MELBOURNE.

1888. ^h3/

ALBIZZIA CANESCENS.

Bentham, *Flora Australiensis* ii. 423 (1864).

- 1, head of unexpanded flowers.
 - 2, bracts.
 - 3, flower-bud.
 - 4, unexpanded flower.
 - 5, expanded flower, staminate only.
 - 6, expanded perfect flower, laid open.
 - 7, front- and back-view of a stamen.
 - 8, pollen-grain.
 - 9, pistil.
 - 10, lower portion of a fruit-valve with a seed.
 - 11, two seeds separated.
 - 12, transverse section of a seed.
 - 13 and 14, longitudinal sections of seeds.
- All except 10 enlarged, but to various extent.



R. Graff del. C. Troedel & C^o Lith.

F. v. M. direct.

Steam Litho. Gov. Printing Office Melb.

Albizzia canescens *Benth.*

ALBIZZIA PRUINOSA.

F. v. M. in Trimen's Journal of Botany 9 (1872).

1, bracts.

2, flower-bud.

3 and 4, unexpanded flowers.

5, expanded flower, laid open.

6, front- and back-view of a stamen.

7, pollen-grain.

8, lower portion of a fruit-valve with seeds.

9, a seed separated.

10, transverse sections of two seeds.

11 and 12, longitudinal sections of seeds.

All enlarged, but to various extent.



R. Graff del. C. Troedel & C^o Lith.

F.v.M. direxit

Steam Litho. Gov. Printing Office Melb.

Albizzia pruinosa F.v.M.

ALBIZZIA MONILIFERA.

F. v. M. in Trimen's Journal of Botany 10 (1872).

1, bracts.

2, portion of an inflorescence.

3 and 4, unexpanded flowers.

5, expanded flower, laid open.

6, front-, side- and back-view of a stamen.

7, pollen-grain.

8, pistil.

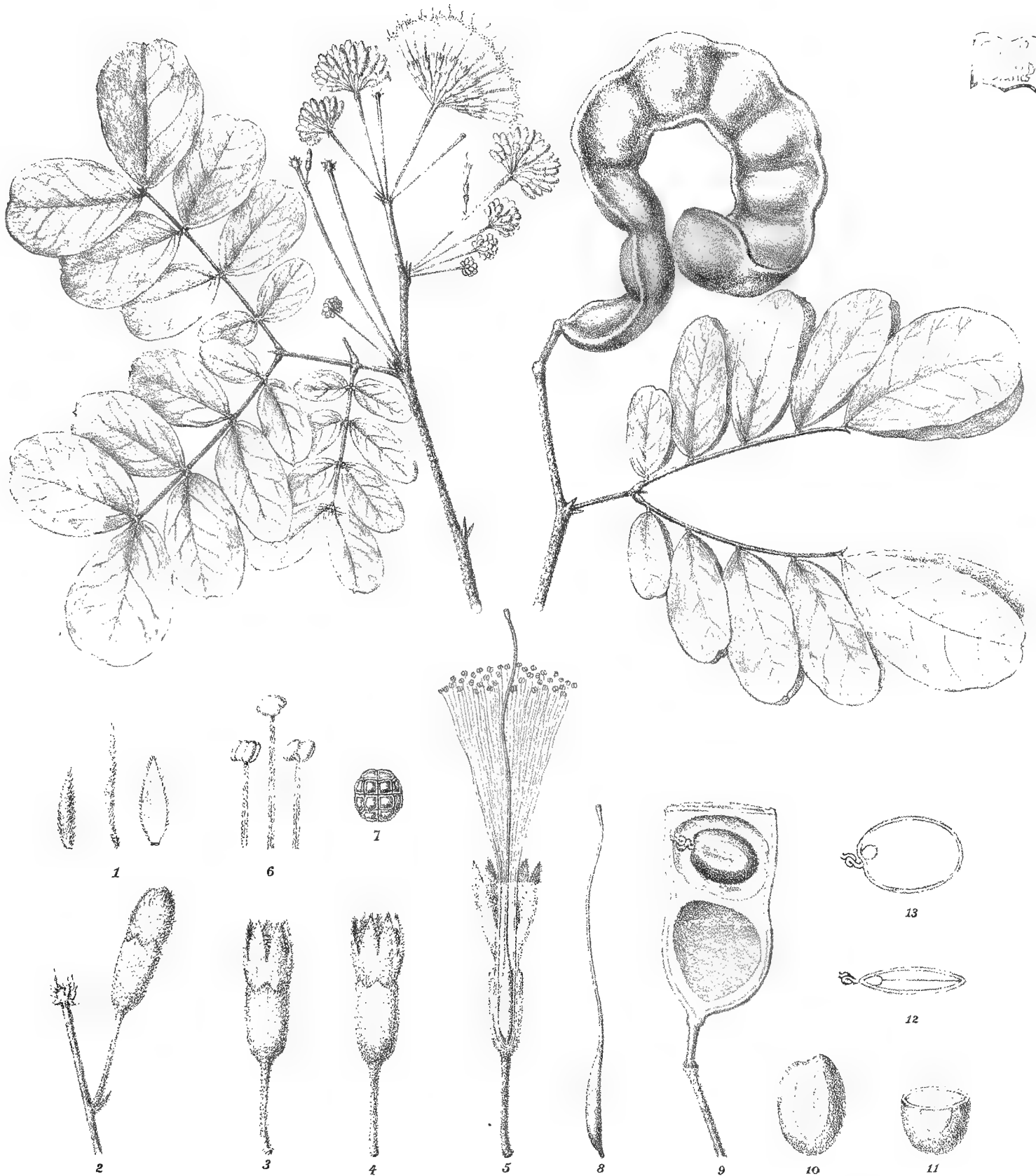
9, lower portion of a fruit-valve with a seed.

10, a seed separated.

11, transverse section of a seed.

12 and 13, longitudinal sections of seeds.

All enlarged, but to various extent.



R. Graff del. C. Troedel & Co. Lith.

F. v. M. direxit

Steam Litho Gov. Printing Office Melb.

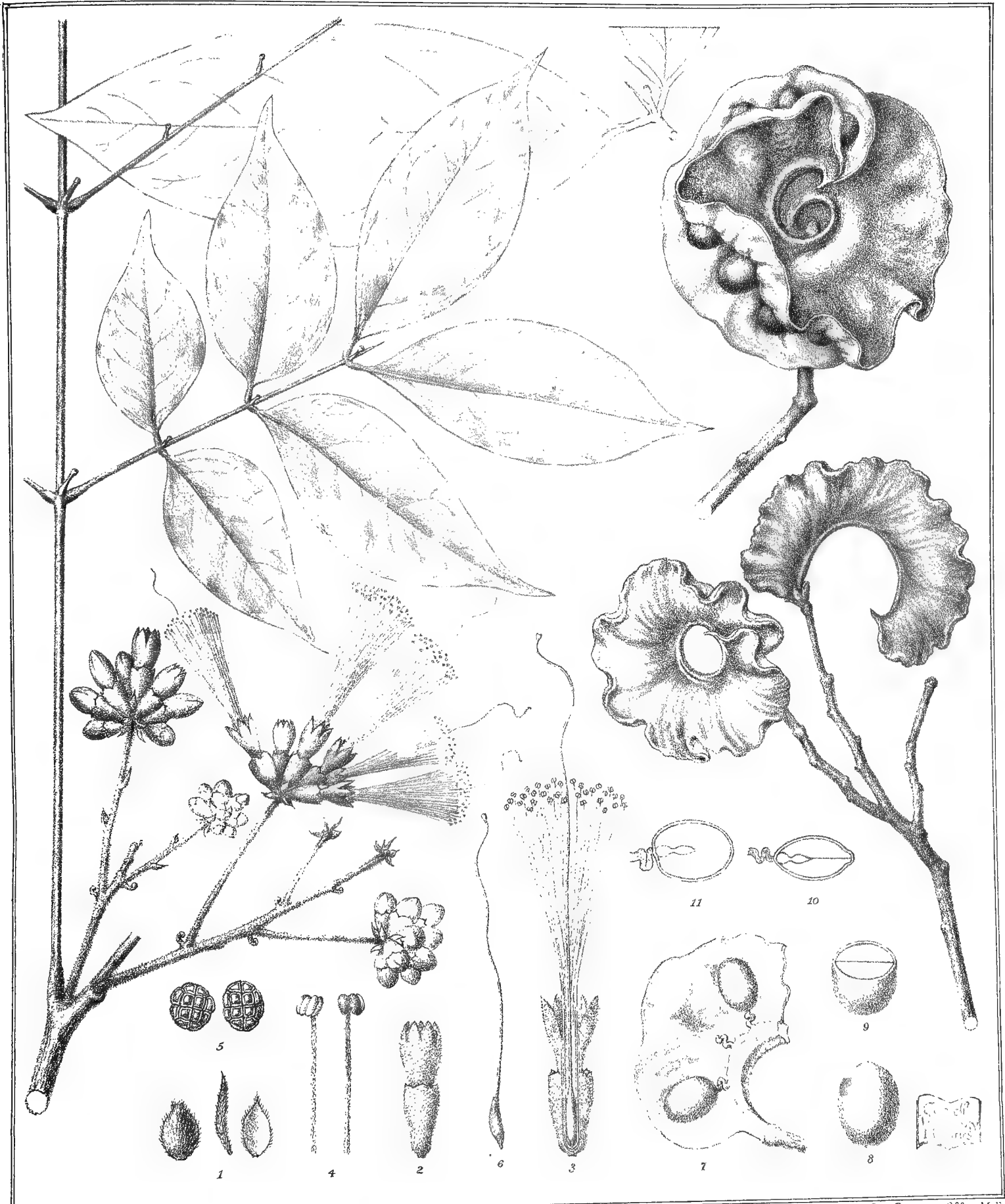
***Albizzia monilifera* F. v. M.**

ALBIZZIA TOZERI.

F. v. M. in Trimen's Journal of Botany 10 (1872.)

- 1, bracts.
- 2, unexpanded flower.
- 3, expanded flower, laid open.
- 4, front- and back-view of a stamen.
- 5, pollen-grains.
- 6, pistil.
- 7, lower portion of a fruit-valve with two seeds.
- 8, a seed separated.
- 9, transverse section of a seed.
- 10 and 11, longitudinal sections of seeds.

All enlarged, but to various extent.



R Graff del C Troedel & C^o Lith.

Fv.M direxit

Steam Litho Gov Printing Office Melb.

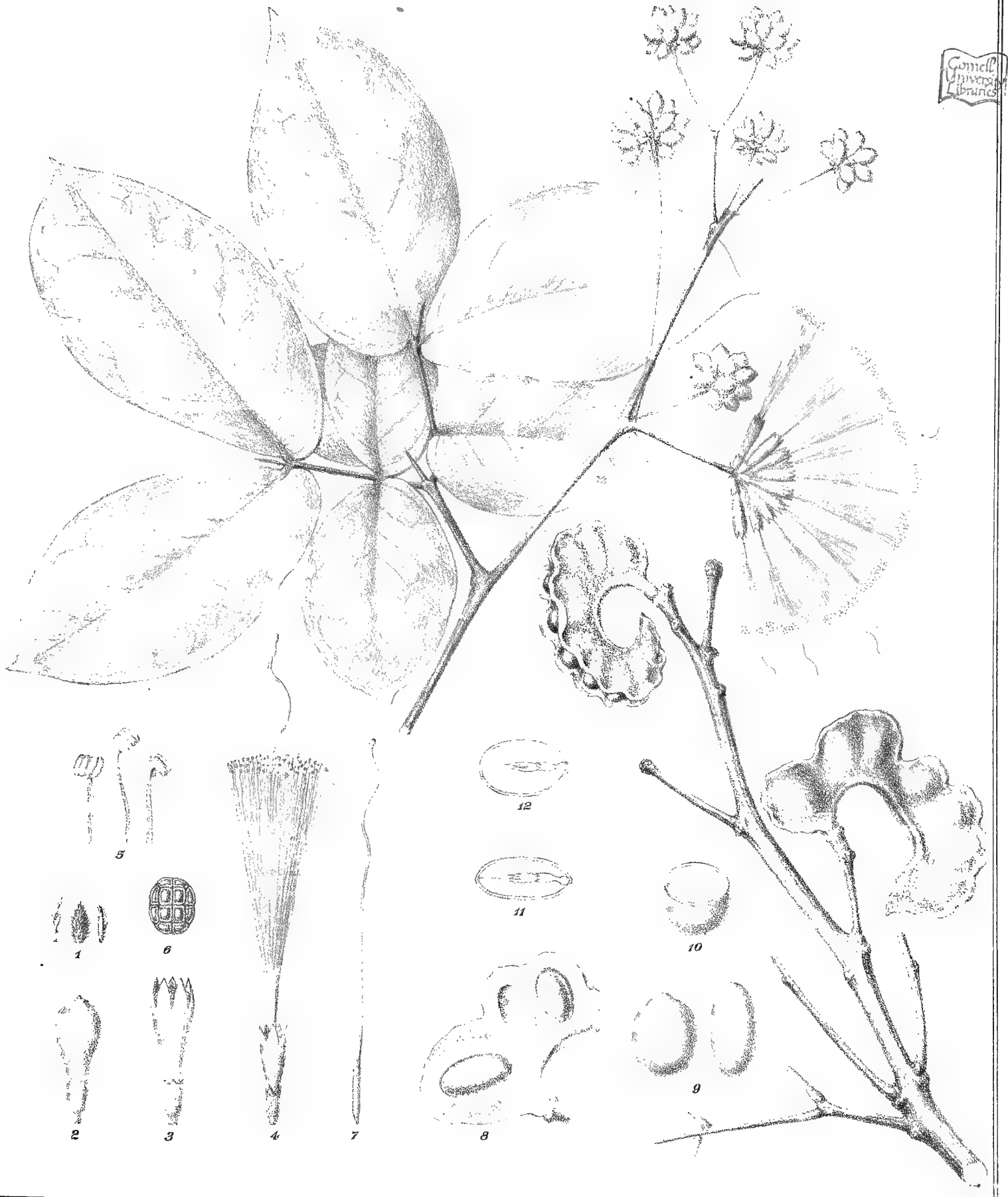
Albizzia Tozerii Fv.M

ALBIZZIA' HENDERSONI.

F. v. M. in Trimen's Journal of Botany 10 (1872).

- 1, bracts.
- 2, flower-bud.
- 3, unexpanded flower.
- 4, expanded flower.
- 5, front-, side- and back-view of a stamen.
- 6, pollen-grain.
- 7, pistil.
- 8, lower portion of a fruit-valve with seeds.
- 9, two seeds separated.
- 10, transverse section of a seed.
- 11 and 12, longitudinal sections of seeds.

All enlarged, but to various extent.



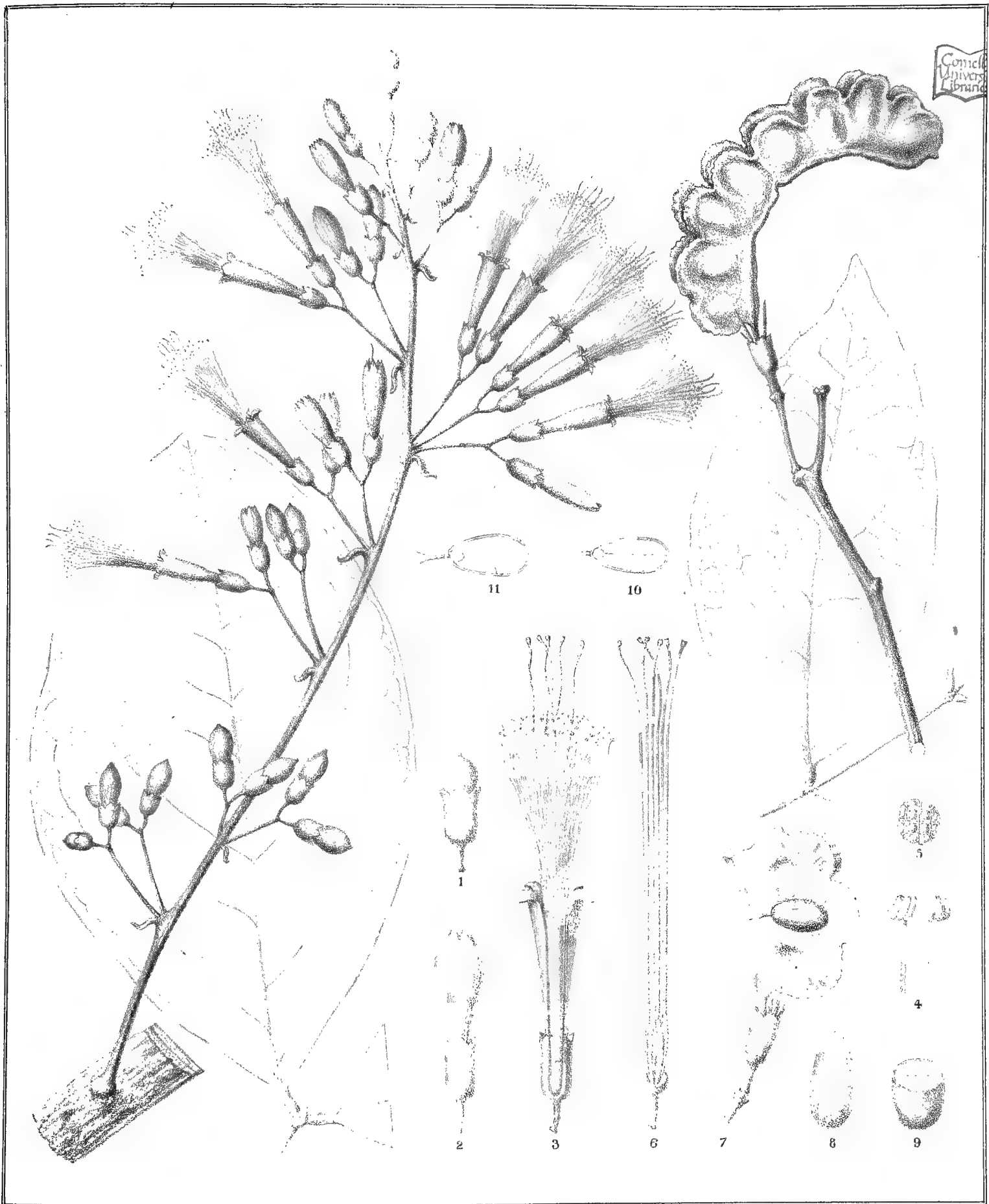
Albizzia Hendersoni F. v. M.

ALBIZZIA LUCYI.

F. v. M., Archidendron Lucyi, F. v. M. fragmenta phytographiae Australiae
vi. 201 (1868).

- 1, flower-bud.
- 2, unexpanded flower.
- 3, expanded flower, laid open.
- 4, front- and back-view of a stamen.
- 5, pollen-grain.
- 6, pistils.
- 7, lower portion of a fruit-valve with a seed.
- 8, a seed separated.
- 9, transverse section of a seed.
- 10 and 11, longitudinal sections of seeds.

All enlarged, but to various extent.




Albizzia Lucyi F.v.M

ALBIZZIA VAILLANTII.

F. v. M., Archidendron Vaillantii, F. v. M. fragmenta phytographiae Australiae
v. 60 (1865).

- 1, bracts.
- 2, expanded perfect flower.
- 3, expanded flower laid open, staminate only
- 4, front- and back-view of a stamen.
- 5, pollen-grain.
- 6, pistils.
- 7, lower portion of a fruit-valve with a seed.
- 8, a seed separated.
- 9, transverse section of a seed.
- 10 and 11, longitudinal sections of seeds.

All enlarged, but to various extent.



H. Gröff del., C. Troedel & C^o Lith.

F.v.M. direxit

Steamp. Litho, Gov. Printing Office, Melb.


Albizzia Vaillantii F.v.M

ADENANTHERA ABROSPERMA.

F. v. M. *fragmenta phytographiae Australiae* v. 30 (1865).

- 1, portion of a spike of unexpanded flowers.
- 2, bracts.
- 3, unexpanded flower.
- 4, expanded flower.
- 5, flower, laid open.
- 6, back- and front-view of a stamen.
- 7, pollen-grain.
- 8, pistil.
- 9, lower portion of a fruit-valve with a seed.
- 10, two seeds separated.
- 11, transverse section of a seed.
- 12 and 13, longitudinal sections of seeds.

All enlarged, but to various extent.



R.Graff.del.C.Troedel & C^oLith.

F.v.M.dirigit.

Steam Litho. Gov. Printing Office. Melb.

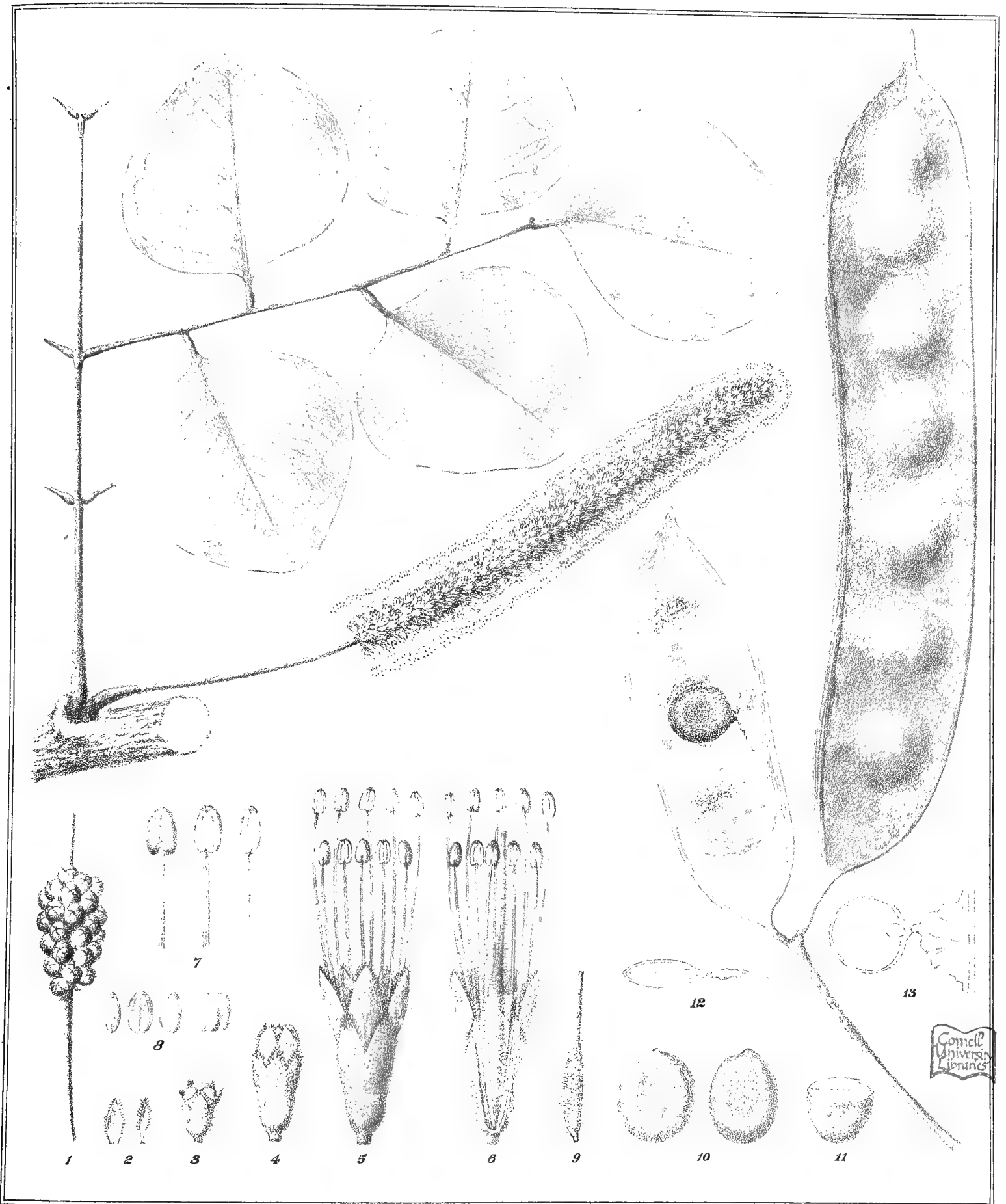
Adenanthera abrosperma F.v.M.

ERYTHROPHLAEUM LABOUCHERII.

F. v. M. in Bentham's *Flora Australiensis* ii. 297 (1864).

- 1, portion of a spike of unexpanded flowers.
- 2, bracts.
- 3, flower-bud.
- 4, unexpanded flower.
- 5, expanded flower, staminate only.
- 6, expanded perfect flower, laid open.
- 7, back-, front- and side-view of a stamen.
- 8, pollen-grains.
- 9, pistil.
- 10, two seeds.
- 11, transverse section of a seed.
- 12 and 13, longitudinal sections of seeds.

All enlarged, but to various extent.



R.Graff.del.C.Troedel&C^oLith.

F.v.M direxit

Steam Litho.Gov Printing Office Melb.

Erythrophlaeum Laboucherii F.v.M

Cornell University
LITHOGRAPHERS


NEPTUNIA GRACILIS.

Bentham in Hooker's Journal of Botany iv. 355 (1842).

- 1, transverse section of a tuber.
- 2, portions of leaves.
- 3, head of unexpanded flowers.
- 4, bracts.
- 5, flower-buds.
- 6, unexpanded flower.
- 7, expanded sterile flower.
- 8, expanded fertile flower, staminate only.
- 9, expanded perfect flower.
- 10, staminate flower, laid open.
- 11, back- and front-view of a stamen.
- 12, pollen-grains.
- 13, pistil.
- 14, lower portion of fruit-valve with seeds.
- 15, a seed separated.
- 16, transverse section of a seed.
- 17 and 18, longitudinal sections of seeds.

All enlarged, but to various extent.

Griff
Litho



R. Graff del. C. Troedel & C^o Lith

F. v. M. direxit

Steam Litho. Gov. Printing Office Melb.

Neptunia gracilis BENTHAM.

ICONOGRAPHY
OF
AUSTRALIAN SPECIES OF ACACIA
AND
COGNATE GENERA,

BY
BARON FERD. VON MUELLER, K.C.M.G., M. & PH.D., F.R.S.,
GOVERNMENT BOTANIST OF THE COLONY OF VICTORIA.

"SED GAUDEBITIS ET EXULTABITIS USQUE AD SEMPTERNUM IN HIS, QUÆ DEUS CREAVIT."—*Prophetia Isaia*, lxxv. 18.

DECADES I.—XIII.
1887—1888.

BY AUTHORITY:
ROBT. S. BRAIN, GOVERNMENT PRINTER, MELBOURNE.
1888.

HIS EXCELLENCY

SIR HENRY BROUGHAM LOCH,

G.C.M.G., K.C.B.,

Governor of Victoria,

THIS VOLUME

ON A LARGE SYSTEMATIC ASSEMBLAGE OF PLANTS,

PARTICULARLY IMPORTANT FOR HORTICULTURE AND TECHNOLOGY,

AND

NUMERICALLY PREDOMINANT


IN

HER MAJESTY'S AUSTRALIAN DOMINIONS,

Is Dedicated

IN PROFOUNDDEST OBEDIENCE.

INDEX TO THE ICONOGRAPHY OF AUSTRALIAN SPECIES
OF ACACIA AND COGNATE GENERA.



DECADES I. TO XIII.

- | | |
|-----------------------------|-------------------------------|
| Acacia acanthoclada, iv. 6. | Acacia fasciculifera, iv. 10. |
| acinacea, iv. 7. | flavescens, viii. 9. |
| acradenia, xi. 4. | galioides, iii. 2. |
| alpina, ix. 3. | genistoides, i. 6. |
| amblygona, vii. 3. | gonocarpa, xi. 9. |
| anceps, iii. 9. | gonoclada, xi. 2. |
| aneura, x. 8. | gonophylla, ii. 9. |
| aspera, iv. 3. | Graffiana, vi. 2. |
| aulacocarpa, ix. 9. | hakeoides, v. 10. |
| auriculiformis, ix. 10. | harpophylla, vi. 9. |
| Baileyana, xii. 5. | Harveyi, v. 8. |
| Baueri, iii. 4. | hemignosta, viii. 6. |
| Baxteri, ii. 1. | heteroclita, vii. 9. |
| Bidwilli, xii. 4. | holcocarpa, xi. 5. |
| Bynoeana, iii. 1. | homaloclada, viii. 5. |
| cedroides, iii. 5. | homalophylla, vi. 7. |
| cincinnata, ix. 6. | implexa, viii. 2. |
| cochliocarpa, ix. 5. | imprensa, vii. 6. |
| collettioides, i. 4. | iteaphylla, vi. 1. |
| conferta, iii. 8. | juncifolia, ii. 8. |
| conjunctifolia, xi. 7. | Kempeana, x. 9. |
| continua, i. 3. | laricina, ii. 3. |
| coriacea, vi. 6. | latifolia, ix. 7. |
| cyclopis, viii. 3. | leptopetala, v. 6. |
| cyperophylla, x. 6. | leptostachya, x. 3. |
| Dallachiana, ix. 4. | linarioides, x. 5. |
| delibrata, xi. 1. | Luehmanni, vii. 2. |
| denticulosa, xii. 2. | lysiphloia, x. 4. |
| dictyophleba, viii. 7. | macradenia, v. 7. |
| Dietrichiana, vi. 3. | microcarpa, iv. 8. |
| dineura, viii. 10. | minutifolia, iii. 6. |
| Doratoxylon, x. 1. | montana, iii. 10. |
| drepanocarpa, xi. 10. | notabilis, v. 5. |
| elata, xii. 7. | oraria, viii. 1. |
| ericifolia, ii. 10. | Osswaldi, vi. 10. |
| erinacea, iv. 2. | pachycarpa, xii. 1. |
| farinosa, vii. 7. | patens, ii. 2. |

INDEX.

Acacia pendula, vi. 8.
phlebocarpa, vii. 5.
pilosa, iv. 4.
pityoides, x. 7.
plagiophylla, iv. 5.
plectocarpa, x. 10.
polybotrya, xii. 6.
praelongata, vi. 4.
pyrifolia, v. 4.
quadrisulcata, i. 5.
retinodes, v. 9.
retivenea, viii. 8.
rhigiophylla, ix. 2.
rigens, ii. 4.
scalpelliformis, vii. 4.
scirpifolia, ii. 7.
Sentis, iv. 9.
sessiliceps, ii. 5.
Simsii, vii. 10.
spatulata, v. 1.
spinescens, i. 2.
spondylophylla, iii. 7.
stenophylla, vi. 5.
stenoptera, i. 1.
stipuligera, xi. 3.
stipulosa, vii. 1.
strongylophylla, v. 3.
suberosa, xii. 3.

Acacia subporosa, vii. 8.
subternata, iii. 3.
Sutherlandi, xii. 8.
tenuifolia, i. 8.
teretifolia, i. 10.
tetragonocarpa, iv. 1.
tetragonophylla, i. 7.
torulosa, x. 2.
trineura, viii. 8.
triptera, ix. 1.
triptycha, ii. 6.
tumida, ix. 8.
ulicina, i. 9.
Wattsiana, v. 2.
Wickhami, xi. 6.
xylocarpa, xi. 8.

Adenantha abrosperma, xiii. 8.
Albizzia basaltica, xii. 9.
canescens, xiii. 1.
Hendersoni, xiii. 5.
Lucyi, xiii. 6.
monilifera, xiii. 3.
pruinosa, xiii. 2.
Thozetiana, xii. 10.
Tozeri, xiii. 4.
Vaillantii, xiii. 7.

Erythrophlaeum Laboucherii, xiii. 9.
Neptunia gracilis, xiii. 10.

CONTENTS OF DECADES I.—XIII.—GEOGRAPHIC INDEX.

DECADE I. (1887).

Acacia stenoptera, Bentham	W.A.	—	—	—	—	—
spinescens, Bentham	—	S.A.	V.	N.S.W.	—	—
continua, Bentham	—	S.A.	V.	N.S.W.	—	—
colletioides, Cunningham	W.A.	S.A.	V.	N.S.W.	—	—
quadrisulcata, F. v. M.	W.A.	—	—	—	—	—
genistoides, Cunningham	W.A.	—	—	—	—	—
tetragonophylla, F. v. M.	—	S.A.	—	N.S.W.	Q.	N.A.
tenuifolia, F. v. M.	—	—	V.	—	—	—
ulicina, Meissner	W.A.	—	—	—	—	—
teretifolia, Bentham	W.A.	—	—	—	—	—

DECADE II. (1887).

Acacia Baxteri, Bentham	W.A.	—	—	—	—	—
patens, F. v. M.	—	—	—	—	—	N.A.
laricina, Meissner	W.A.	—	—	—	—	—
rigens, Cunningham	—	S.A.	V.	N.S.W.	—	—
sessiliceps, F. v. M.	—	S.A.	—	—	—	—
triptycha, F. v. M.	W.A.	—	—	—	—	—
scirpifolia, Meissner	W.A.	S.A.	—	N.S.W.	—	—
juncifolia, Bentham	—	—	—	N.S.W.	Q.	N.A.
gonophylla, Bentham	W.A.	S.A.	—	—	—	—
ericifolia, Bentham	W.A.	—	—	—	—	—

DECADE III. (1887).

Acacia Bynoeana, Bentham	—	—	—	—	—	N.A.
galioides, Bentham	—	—	—	N.S.W.	Q.	—
subternata, F. v. M.	—	—	—	—	—	N.A.
Baueri, Bentham	—	—	—	N.S.W.	Q.	—
cedroides, Bentham	W.A.	—	—	—	—	—
minutifolia, F. v. M.	—	S.A.	—	—	—	—
spondylophylla, F. v. M.	—	S.A.	—	—	—	N.A.
conferta, Cunningham	—	—	—	N.S.W.	Q.	—
anceps, De Candolle	W.A.	S.A.	—	—	—	—
montana, Bentham	—	S.A.	V.	N.S.W.	—	—

GEOGRAPHIC INDEX.

DECADE IV. (1887).

<i>Acacia tetragonocarpa</i> , Meissner	W.A.	—	—	—	—	—
<i>erinacea</i> , Bentham	W.A.	S.A.	—	—	—	—
<i>aspera</i> , Lindley	—	S.A.	V.	N.S.W.	—	—
<i>pilosa</i> , Bentham	W.A.	—	—	—	—	—
<i>plagiophylla</i> , F. v. M.	—	—	—	N.S.W.	Q.	—
<i>acanthoclada</i> , F. v. M.	W.A.	S.A.	V.	N.S.W.	—	—
<i>acinacea</i> , Lindley	—	S.A.	V.	N.S.W.	—	—
<i>microcarpa</i> , F. v. M.	—	S.A.	V.	N.S.W.	—	—
<i>Sentis</i> , F. v. M.	W.A.	S.A.	V.	N.S.W.	Q.	N.A.
<i>fasciculifera</i> , F. v. M.	—	—	—	N.S.W.	Q.	—

DECADE V. (1887).

<i>Acacia spatulata</i> , F. v. M.	W.A.	—	—	—	—	N.A.
<i>Wattsiana</i> , F. v. M.	—	S.A.	—	—	—	—
<i>strongylophylla</i> , F. v. M.	—	S.A.	—	—	—	—
<i>pyrifolia</i> , De Candolle	W.A.	—	—	—	—	N.A.
<i>notabilis</i> , F. v. M.	W.A.	S.A.	—	N.S.W.	—	N.A.
<i>leptopetala</i> , Bentham	W.A.	—	—	—	—	—
<i>macradenia</i> , Bentham	—	—	—	—	Q.	—
<i>Harveyi</i> , Bentham	W.A.	—	—	—	—	—
<i>retinodes</i> , Schlechtendal	—	S.A.	V.	—	—	—
<i>hakeoides</i> , Cunningham	—	S.A.	V.	N.S.W.	—	—

DECADE VI. (1887).

<i>Acacia iteaphylla</i> , F. v. M.	—	S.A.	—	—	—	—
<i>Graffiana</i> , F. v. M.	W.A.	—	—	—	—	—
<i>Dietrichiana</i> , F. v. M.	—	—	—	—	Q.	—
<i>praelongata</i> , F. v. M.	—	—	—	—	—	N.A.
<i>stenophylla</i> , Cunningham	—	S.A.	V.	N.S.W.	Q.	N.A.
<i>coriacea</i> , De Candolle	W.A.	S.A.	—	N.S.W.	Q.	—
<i>homalophylla</i> , Cunningham	—	S.A.	V.	N.S.W.	Q.	—
<i>pendula</i> , Cunningham	—	—	—	N.S.W.	Q.	—
<i>harpophylla</i> , F. v. M.	—	—	—	—	Q.	—
<i>Osswaldi</i> , F. v. M.	W.A.	S.A.	V.	N.S.W.	Q.	—

DECADE VII. (1887).

<i>Acacia stipulosa</i> , F. v. M.	W.A.	—	—	—	—	N.A.
<i>Luehmanni</i> , F. v. M.	—	—	—	—	—	N.A.
<i>amblygona</i> , Cunningham	—	—	—	N.S.W.	Q.	—
<i>scalpelliformis</i> , Meissner	W.A.	—	—	—	—	—
<i>phlebocarpa</i> , F. v. M.	—	—	—	—	Q.	N.A.
<i>impressa</i> , F. v. M.	W.A.	S.A.	—	—	Q.	N.A.
<i>farinosa</i> , Lindley	—	S.A.	V.	N.S.W.	—	—
<i>subporosa</i> , F. v. M.	—	—	V.	N.S.W.	—	—
<i>heteroclita</i> , Meissner	W.A.	—	—	—	—	—
<i>Simsii</i> , Cunningham	—	—	—	—	Q.	N.A.

GEOGRAPHIC INDEX.

DECADE VIII. (1888).

<i>Acacia oraria</i> , F. v. M.	—	—	—	—	Q.	—
<i>implexa</i> , Bentham	—	—	V.	N.S.W.	Q.	—
<i>cyclopis</i> , Cunningham	W.A.	S.A.	—	—	—	—
<i>trineura</i> , F. v. M.	—	S.A.	V.	—	—	—
<i>homaloclada</i> , F. v. M.	—	—	—	—	Q.	—
<i>hemignosta</i> , F. v. M.	—	—	—	—	—	N.A.
<i>dictyophleba</i> , F. v. M.	—	S.A.	—	—	Q.	N.A.
<i>retivenea</i> , F. v. M.	—	S.A.	—	—	—	N.A.
<i>flavescens</i> , Cunningham	—	—	—	—	Q.	N.A.
<i>dineura</i> , F. v. M.	—	—	—	—	—	N.A.

DECADE IX. (1888).

<i>Acacia triptera</i> , Bentham	—	—	—	N.S.W.	Q.	—
<i>rhigiophylla</i> , F. v. M.	—	S.A.	—	—	—	—
<i>alpina</i> , F. v. M.	—	—	V.	—	—	—
<i>Dallachiana</i> , F. v. M.	—	—	V.	—	—	—
<i>cochliocarpa</i> , Meissner	W.A.	—	—	—	—	—
<i>cincinnata</i> , F. v. M.	—	—	—	—	Q.	—
<i>latifolia</i> , Bentham	—	—	—	—	—	N.A.
<i>tumida</i> , F. v. M.	—	—	—	—	—	N.A.
<i>aulacocarpa</i> , Cunningham	—	—	—	—	Q.	N.A.
<i>auriculiformis</i> , Cunningham	—	—	—	—	Q.	N.A.

DECADE X. (1888).

<i>Acacia Doratoxylon</i> , Cunningham	W.A.	S.A.	V.	N.S.W.	Q.	—
<i>torulosa</i> , Bentham	—	—	—	—	Q.	N.A.
<i>leptostachya</i> , Bentham	—	—	—	—	Q.	N.A.
<i>lysiphloia</i> , F. v. M.	—	—	—	—	Q.	N.A.
<i>linarioides</i> , Bentham	—	—	—	—	—	N.A.
<i>cyperophylla</i> , F. v. M.	—	S.A.	—	N.S.W.	Q.	—
<i>pityoides</i> , F. v. M.	—	—	—	—	Q.	N.A.
<i>aneura</i> , F. v. M.	W.A.	S.A.	V.	N.S.W.	Q.	—
<i>Kempeana</i> , F. v. M.	—	S.A.	—	N.S.W.	Q.	—
<i>plectocarpa</i> , Cunningham	—	—	—	—	—	N.A.

DECADE XI. (1888).

<i>Acacia delibrata</i> , Cunningham	—	—	—	—	Q.	N.A.
<i>gonoclada</i> , F. v. M.	—	—	—	—	Q.	N.A.
<i>stipuligera</i> , F. v. M.	—	S.A.	—	—	Q.	N.A.
<i>acradenia</i> , F. v. M.	—	—	—	—	Q.	N.A.
<i>holcocarpa</i> , Bentham	—	—	—	—	Q.	—
<i>Wickhami</i> , Bentham	—	—	—	—	—	N.A.
<i>conjunctifolia</i> , F. v. M.	—	—	—	—	—	N.A.
<i>xylocarpa</i> , Cunningham	—	—	—	—	—	N.A.
<i>gonocarpa</i> , F. v. M.	—	—	—	—	—	N.A.
<i>drepanocarpa</i> , F. v. M.	—	—	—	—	—	N.A.

GEOGRAPHIC INDEX.

DECADE XII. (1888).

Acacia pachycarpa, F. v. M.	—	—	—	—	—	N.A.
denticulosa, F. v. M.	W.A.	—	—	—	—	—
suberosa, Cunningham	—	—	—	—	—	N.A.
Bidwilli, Bentham	—	—	—	—	Q.	N.A.
Baileyana, F. v. M.	—	—	—	N.S.W.	—	—
polybotrya, Bentham	—	—	—	N.S.W.	Q.	—
elata, Cunningham	—	—	—	N.S.W.	—	—
Sutherlandi, F. v. M.	—	—	—	—	—	N.A.
Albizzia basaltica, Bentham	—	—	—	—	Q.	—
Thozetiana, F. v. M.	—	—	—	—	Q.	—

DECADE XIII. (1888).

Albizzia canescens, Bentham	—	—	—	—	Q.	—
pruinosa, F. v. M.	—	—	—	N.S.W.	Q.	—
monilifera, F. v. M.	—	—	—	—	—	N.A.
Tozeri, F. v. M.	—	—	—	N.S.W.	Q.	—
Hendersoni, F. v. M.	—	—	—	N.S.W.	Q.	—
Lucyi, F. v. M.	—	—	—	—	Q.	—
Vaillantii, F. v. M.	—	—	—	—	Q.	—
Adenantha abrosperma, F. v. M.	—	—	—	—	Q.	—
Erythrophlaeum Laboucheii, F. v. M.	—	—	—	—	Q.	N.A.
Neptunia gracilis, Bentham	—	—	—	N.S.W.	Q.	N.A.

CONTENTS.

ALBIZZIA CANESCENS.

PRUINOSA.

MONILIFERA.

TOZERI.

HENDERSONI.

ALBIZZIA LUCYI.

VAILLANTII.

ADENANTHERA ABROSPERMA.

ERYTHROPHLAEUM LABOUCHERII.

NEPTUNIA GRACILIS.

