


HINTS

for

Successful Rabbit Breeding



Compliments of
The Chicago Rabbit & Cavy Breeders
Association

ALBERT R. MANN
LIBRARY

NEW YORK STATE COLLEGES
OF
AGRICULTURE AND HOME ECONOMICS




AT

CORNELL UNIVERSITY

CORNELL UNIVERSITY LIBRARY



3 1924 068 941 222



Cornell University
Library

The original of this book is in
the Cornell University Library.

There are no known copyright restrictions in
the United States on the use of the text.

<http://www.archive.org/details/cu31924068941222>

PREFACE

This book is published as a guide to breed domestic Rabbits successfully.

It should prove of special value to beginners and a source of information to the public in general.

The rabbit is no longer raised merely for the pet fanciers. Its real value has been discovered and with its demand far in advance of its supply there is every reason to believe that we are approaching a new era in rabbit raising which will result in a thriving, growing industry.

Many breeders have the idea that in order to make rabbit raising profitable it is necessary to raise rabbits on a large scale. But this is not true. Many of our largest breeders began by "back yard" rabbit raising. We too are privileged with this same opportunity. Chicago and its suburbs afford an ideal place for raising rabbits. They can be raised more easily and profitably than other domestic animals.

The Chicago Rabbit and Cavy Breeders Association is doing its bit in developing the Rabbit industry and cordially invites all those seeking information to communicate with them.

THE CHICAGO RABBIT AND CAVY BREEDERS ASSOCIATION

Post Office Box 1130, Chicago, Ill.

SF
753
C53

Our 327068 Advertisements

All the firms represented in the following advertisements we believe to be honest and reliable. We request you to patronize them and show them that we appreciate the support they have extended to us in the issuing of this book.



The Chicago Rabbit & Cavy Breeders Association

Breeding of Rabbits

Advances in breeding do not come as a rule as the result of isolated brilliant discoveries but by the slow steady progress of many workers, each contributing certain observations. The rabbit has been the subject of scientific study by Geneticists for twenty or more years. Coat color, one of the factors of prime importance in fur production, has been studied in some detail. Density and length of fur have also received some attention. Something is also known about size inheritance, a subject very closely connected with meat production, perhaps still the most important source of income from the rabbit. In addition much has been learned by steady and careful observation and experiment about the inheritance of similar characteristics in other animals such as the mouse, rat, guinea pig, and even such important domestic animals as the cow, pig, horse and chicken. Many things first learned about one animal have afterwards been found to apply in a more or less similar way to others, until today we have a wealth of material from which a pretty general understanding and satisfactory explanation of many of the phenomena of heredity can be deduced and often this can be made use of by breeders who are willing to make the effort to improve their stock in one way or another. In spite of this it seems a rather striking fact that the average breeder today is still using comparatively primitive methods and is contributing very little if anything, either in the way of records or observations to the knowledge of inheritance of the economic products of the rabbits.

With the new movement to place the rabbit in the front ranks of the food and clothing producing animals more than hit or miss methods are becoming necessary. Breeders are beginning to realize this if the questions they are asking are any criterion, and it is to be hoped that they will go still further, not perhaps to experiment themselves, but to cooperate in seeking research at government and state institutions which will aid them in their problems. While much is known about rabbit breeding today, it is still only a drop in a vast uncharted sea of what is yet unknown. The words of a one time very prominent rabbit breeder were very much to the point when he said, "The indiscriminate mixing of blood lines without any knowledge of results is like trying to steer a ship without a rudder. Don't pin faith on the mere assertion that like produces like, for unless one knows how Nature does this, she may shoot very wide of the mark. She has immutable laws by which she works and reproduces defects just as likely as points of merit. She dabbles intimately with the phenomena of heredity." One can only add that it now seems up to the breeders to dabble also as much as is practicable with the phenomena of heredity.

The questions which arise first and the most often seem to be those of the general methods of breeding. How is one to decide what is the best method to follow? Circumstances show that what is the best method for one breeder is not always the best for another, who perhaps has a different strain or breed of rabbit. Only the man who knows the animals concerned and the circumstances under which they are to be bred is competent to decide or advise what the best method or mating is. Logically this can only be the breeder himself, but in order to decide intelligently and wisely he must have at his command some knowledge of the laws of heredity.

Before attempting to take up any one of the methods of breeding it may be well to step back and size them up a little to see if we can get some conception of what they are and how they are to be used. In doing so let us make a few comparisons.

The successful craftsman today is the man who first of all knows what he is attempting to build, even going so far in many cases as to have a plan or drawing in black and white. Further, he is a critical judge of the crude materials from which he turns out his produce of finished beauty and he selects carefully that his labor may be rewarded to the full measure that it deserves. Thirdly, he is a master in the handling of the tools of his trade.

The breeder, while he cannot be as intimately associated with his product in the actual molding and shaping of it as other craftsmen yet he must give just as careful attention to these three points if for nothing else than the very reason that his judgment and skill can effect his finished product so seldom in its development and mistakes take much longer to rectify.

The first point for the breeder is a plan or picture in his mind at least of the ideal type of rabbit. If it is a fancy rabbit it may be different from the utility but at least it will be an ideal toward which he is working. Considerable space might be devoted to a discussion of methods of determining what the ideal is. The breeder should study show room standards and take every opportunity to acquaint himself with the qualities which make for a fancy animal or for desirable fur, or if he is raising rabbits for meat alone, those which make for the highest dressing percentage of high quality meat. He then should seek ever toward that end in his breeding operations.

Secondly, the breeder will do well to select carefully his foundation stock to make sure that it has in it the potential qualities of his ideal. Not only should health, fertility and external characteristics be considered but the past history and future possibilities of the stock cannot be estimated too carefully. If the breeder is not in a position to judge these himself he will do well to deal with a reliable breeder of long standing and considerable reputation.

The third point and the one with which we are most concerned here seems the most difficult. The tools or methods which may be and are, often unconsciously, employed by the breeder are many and varied. Outbreeding, inbreeding, linebreeding, crossbreeding, pedigree breeding and selection are all methods which have certain uses and have at one time or another all been used in the development of our present breeds of livestock. Under the right conditions each has given measurable success.


Few breeders have realized that their profession really has anything to work with except pure chance and that intuitive instinct for matings that nick which seems to have characterized some successful breeders in the past. As a matter of fact, while the old breeders who played such an important part in the foundation of such breeds as the Shorthorn cattle or Southern sheep may have seemed to make purely intuitive matings, studies have shown in many cases that their success was due to certain more or less well defined methods or combinations of methods and more or less is known just what was accomplished by these methods. Pure chance has to a very large degree been robbed of its pureness by the statistician and biometrician and thanks to Gregor Mendel and many of his followers we now realize that certain laws of heredity are in operation. With many characteristics and particularly coat color with which all breeders of fur bearing animals are vitally interested we now recognize certain more or less well defined methods or combinations of methods and more or less its influence on just what the color of any animal will be. Knowing the hereditary composition of our animals as we know the composition of chemical compounds we can predict with a fair degree of accuracy the kinds and percentages of offspring which will result from given matings.

To say that a plane is a better tool than a chisel is true only in so far as one states what the particular purpose is that it is used. Only an idiot would attempt to trim out the pocket for a door latch with a plane or to put a smooth surface on a table with a chisel. A chisel may be used in the latter case as our ancestors used them for that purpose before planes were known but we do not use them for that purpose today.

To say that any one method of breeding is better than another is also foolish unless we specify the conditions under which it is better. Outbreeding and crossbreeding are extremely useful in many places but to recommend either one as the only method is the height of foolishness. Inbreeding and linebreeding have their uses but to recommend them as a general practice to the breeder is as foolish as recommending dynamite to the average farmer. In the hands of the person who knows what dynamite is, what it will and will not do, it may be put to many uses which are a benefit to himself and to mankind but in the hands of the uninformed it can cause very disastrous results. The same is true of inbreeding.


The laws of Mendel may be put to many useful purposes, particularly in color breeding by the person who understands their working but unless he does know them and more important still knows the animals he is working with or is prepared to study them for some little time he had best not attempt to use them.

What this means then is that if breeders would know what is the best means of attaining certain desired results they must be prepared to study their animals and further take steps to inform themselves as to the tools or methods which are available to them in their work. This information is available in many sources. Many books have been written on the subject of Genetics, some more readable than others. At many colleges, particularly state colleges and universities advice may be had for the asking on many breeding problems and breeders will do well to take advantage of these opportunities, wherever possible.



A MODERN HUTCH ALREADY BUILT!

Root Ready-Built Hutch



Patent Applied For

Used Nation-Wide
by Hundreds

Portable and Light
Self-Cleaning
Built-In Feed Racks
Roomy and Compact

The Root Ready-Built has been in actual use for a long time. Being put to the severest tests, it is making good every where. It has the widest use of any ready made hutch. Hundreds of rabbit breeders from California to New England are now using the Root hutch. It is practical, efficient and profitable. It has the modern improved features, designed right and built well. It is portable, compact, uniform, easy to install and economical.

Is made of good material and well built so that it will last for many years. It is made in 2, 4 or 6 pen sizes or larger. There are two styles for outdoor or indoor use. Comes already made and shipped in panels. It assembles in only a few minutes. All lumber and hardware is furnished. The cost is less than you could build it for. Write today for big free descriptive circular and prices.

The A. I. Root Co. of Iowa

Council Bluffs, Iowa

Rabbit Hutches

Nest Boxes

Developing Pens

Hutches and Housing

Rabbit hutches are made of as many models and styles as there are breeds of rabbits. From the simple dry goods box to the elaborate self cleaning—there is almost any style and design to be chosen from. To show the many different kinds would take up too much space, but we will endeavor to give you the few simple requirements which you should consider in the building of a rabbitry.

1. Uniformity. There is no one impression so unfavorable on first sight as a conglomeration of hit-and-miss second-hand hutches, boxes, and makeshift rabbit housing. No matter what the style of hutch you decide on, make them all of the one pattern, and observe the same style of hutch throughout the entire rabbitry. The impression which will be gained by visitors and customers will then be one of order and uniformity—and this would be quite the contrary if your stock were housed in a miscellaneous assortment of boxes and what-not—some large, some small; stacked or arranged regardless of appearances.

2. Appearance. All hutches should be painted at least one, and if possible, two coats of neutral color oil paint. Experience of many breeders has conclusively shown that paint in the rabbitry repays its cost many times, both in protecting the hutch from wear and tear, and in additional sales made.

3. Sanitation. From the standpoint of appearances alone, strict attention to sanitation and cleanliness is well worth while. As a matter of good business it repays again and again the cost in clean, contented and healthy stock. Hutches should be so built that sanitation is rendered easy and cleaning methods efficiently attended to. They should be so arranged with respect to each other, that cleaning and disinfecting may be accomplished in the shortest time possible. All manure, soiled hay, and refuse matter should be saved for fertilizer.

4. Freedom From Draughts. Drafty hutches are sure to cause colds, snuffles and pneumonia. Draught-proof hutches are an aid to the treatment of all ailments, and rabbits kept therein are not liable to contract colds easily. From the marketing standpoint—if you want to turn customers away, be sure to erect drafty, windy hutches, and place them so that your rabbits contract snuffles.

5. Roominess. While it is true that most breeds do not require more than ten square feet of floor space for breeding hutches (per compartment) it is also true that too little floor space is a greater fault than too much. Crowded small breeding or maturing hutches cannot make for healthy, quickly maturing stock. Cramped, crowded unsightly hutch quarters create unfavorable impressions which lose business.

6. Suitability. Hutches should be constructed with a definite purpose in view. Three kinds, or types are necessary. Breeding doe hutches, for the doe in production and her litter up to weaning time. Maturing hutches, used for fattening or maturing youngsters after being weaned. Stud buck hutches, for comfortably housing the herd bucks. Building the proper style of hutches in the beginning, with definite ideas as to expansion and with the various sections of the rabbitry properly arranged, not only results in great savings of time, labor and feeding cost, but creates an impression of efficient, systematic management which is the best advertising possible.

Oak Grove Rabbit Farm

Breeder of

Pedigreed Chinchillas and New Zealand Whites

Young and Breeding Stock Reasonable

Member of C. R. & C. A. and N. I. R. A.

H. Mahon, Butterfield Road, Wheaton, Illinois

Lombard 235R

KOHLER'S FUR FARM

Breeder of

Northern Dark Pen Born Mink and Pedigreed Chinchillas

R. C. KOHLER

102 N. Highland Ave.

Lombard, Illinois

PIONEER RABBIT RANCH

Importers and Breeders of

Chinchillas, Dutch, Castorrex and Flemish

Phone 1909 Y 2

Sherman Road,

Aurora, Illinois

Phone: Prospect 8172

PHILLIP LEWEN

Buying and Selling

Rabbits, Cavy Breeders and Canary Birds

6025 S. KOLMAR AVE.

CHICAGO, ILL.

Feeding Rabbits

Green Food

There is so much said and written on the subject of Feeding Rabbits it often is very confusing to the beginner as the more he reads on the subject, the more confusing statements he will see and all from seemingly well experienced breeders.

One will suggest green food, another states he would feed green food under no conditions, etc.

When we find conflicting statements like the above the beginner should go "fifty-fifty" and feed a little green food, but feed sparingly. Do not throw enough green food in the hutch to do for three or four days and think your rabbits will thrive on this system of feeding for they will not.

A little green food or roots two or three times a week is very beneficial to either breeding stock or growing youngsters, but should be given in quantities that they can clean up in 15 or 20 minutes and it should be fresh and not frosted or frozen. Dandelions are gone in early spring and summer and the Giant variety can be grown and cultivated and a large amount of feed can be produced on a small plot of ground.

Giant Chicory is another valuable green food which can be cultivated and can be grown from the seed and is a perennial plant and hardy.

From early fall on through the winter carrots both tops and roots are a valuable food and those two can be grown by the breeder. Sow in rows very thick and after tops get eight or ten inches high commence to pull and feed, thinning your rows until a suitable number of plants are left to produce good sized carrots for winter feeding. Cauliflower leaves are also good, but cabbage leaves a very offensive smell in the hutches.

Hay and Grain

Hay and oats if obtainable should be your main feed for breeders and youngsters after three or four months of age and if oats cannot be secured barley is the next best grain food and can be fed either whole or crushed, but prefer the crushed for growing youngsters.

The great mistake most beginners make in feeding grain is that they feed too heavily getting their breeding does too fat resulting in a disappointment in expected litters. Many producing no youngsters and those that do only a few in a litter and not possessing the strength and vigor they should, resulting in a large percentage of losses and the beginner naturally gets discouraged blaming the rabbits, when in fact the cause is his "over kindness" in his feeding.

No definite rule can be laid down as to the amount of grain to feed, as individuals of the same breed differ so much in their requirements.

When you place grain in your food crocks and it is not all consumed at the next feeding time, pass this crock up until the next time. If grain is untouched you had better stop and examine the animal carefully for the chances are "something is wrong."

I prefer feeding rabbits and matured stock once a day preferably in the evening as the rabbit is a nocturnal animal and is more active during the night and will enjoy its feed at this time and naturally the results will be better than if fed during the day as this is when rabbits enjoy their rest.

Breeding does and youngsters require more feed and should be fed night and morning. Hay can be kept before them all the time.



for Greater Growth and Prime Pelts

Scientific feeding is the basis of success with rabbits. The best feed is the one which will, at least cost, promote healthy growth, prevent nutritional diseases and increase the resistance of the animal to various infection, stimulate normal reproduction and produce prime meat and pelts. To enable you to make the greatest possible profits over and above feed cost, the Albert Dickinson Company have worked out and proved by thorough practical tests two feeds which rabbit breeders everywhere find exactly suit their requirements.

Globe Rabbit Feed With Minerals

A scientifically blended ration, rich in proteins, vitamins and minerals; requiring only the supplement of hay. This feed embodies the latest principles and discoveries in rabbit feeding and is producing outstanding results for breeders who keep careful check on costs and results.

Globe Rabbit Feed With Alfalfa

This is a complete balanced ration which does not need to be supplemented with hay although some breeders prefer to feed a little hay and grain along with it. Fed alone it gives the best of results and is a great time and labor saver.

Globe Rabbit Feeds are sold by Globe feed dealers. If your local dealer cannot supply you write for samples, prices and leaflet on rabbit feeding.

The Albert Dickinson Co.
Box 788-RA, Chicago, Ill.

A balanced ration consists of five main compounds, Protein Carbohydrates, Fat, Mineral Salts and the important Vitamines. The carbohydrates contain the carbon and hydrogen and hydrogen is one of the two parts of water. Two parts hydrogen and one part oxygen mixed together is what you have in water.

This is the reason you should give your rabbits plenty of pure fresh water. The oxygen in the water is used by the body and helps to maintain the necessary heat. The proteins are the muscle builders. The fats help to make tissue and keep the machinery oiled. The mineral matter also goes to all parts of the body, being carried by the blood to the nerves, muscles and bones, etc.

There are three kinds of vitamins. One is dissolvable in water, one in oil, and the other is dissolvable in either water or oil or both. They are necessary to assimilate the food eaten and to eliminate the waste matter thrown off.

If the organs of the body are in a healthy condition they will get rid of all poisonous waste and they will be in a healthy condition if the animal is fed and cared for properly. So the way to keep your stock healthy is to feed good wholesome grain and hay and give plenty of fresh pure water.

Oats comes nearer than any other grain in furnishing a perfect diet for rabbits according to the analysis, but rabbits like a change as well as ourselves.

As I stated before if you cannot secure oats, barley will make a good substitute but if both can be had it is well to feed alternately, thus giving a change.

In regard to hay the main object in securing hay for your stock is to see that it is sweet and free from must or mold and keep this in mind rather than the kind you use. Good, sweet, green alfalfa or clover is to be chosen if same can be secured but I would prefer plain timothy if good rather than musty alfalfa or clover.

Feeding Breeding Does

As I stated before, keep your breeding does in a good healthy condition but do not get them over fat. About a week before time to kindle give them a "milk sop" once a day if available, (break a little bread in a dish and pour a little sweet milk over it) then after the youngsters are born keep this up along with the other feed and when the youngsters commence to leave the nest set a crock of rolled oats in the hutch for their little stomachs are not capable of digesting hard grains yet and if allowed to eat solid foods too early indigestion will result and your trouble begins.

If you cannot furnish your doe milk sops commence about a week before time to kindle and give a little green food each day or carrots so as to have the milk ready for the youngsters when they arrive.

Now that the doe has her litter feed her twice daily and keep oatmeal before the youngsters at all times and at weaning time continue to feed the youngsters twice daily giving either rolled oats or crushed barley or better both alternately along with good alfalfa and roots or green food if available, also whole oats can be given at this time as a change occasionally.

Mashes

Mashes are fed by many rabbit breeders who care to take the time and trouble to mix them up and should not be made the same at all times as there are several different methods of making a mash.

Bran and Barley meal, Bran and Middlings, Bran and Clover meal and ground oats may be included for a variety.

It is often handier and more economical to feed some of the prepared feeds which contain the proper balance of vitamins and dietetic essentials.

EDGE WOOD FARM

Jack Robinson

Pedigreed White New Zealands

We Strive for Perfection

R. R. 1, Bensenville, Ill.

GUS MESMER

Quality White Flemish Giants

Real Heavy Weight Prize Winning Stock

Phone Kildare 4336

5928 Manton Ave., Chicago, Ill.
(Jefferson Park Dist.)

Member—A. R. C. B. A.

Member—C. R. C. B. A.

Our Motto: "A Satisfied Customer Always"

The BIDE=A=WEE RABBITRY

Breeders of Pedigreed and Registered

New Zealand Reds and Whites

FRANCIS T. CULDICE, PROP.

5824 So. Nottingham Ave.,

Chicago, Ill.

Inbreeding and Line Breeding

The question of introducing new blood into his herd is the first that seems to confront the beginner in rabbitcraft, the belief being general that it is not good practice to mate the sire to his daughters or a young buck to his sisters or dam, and that weak, unhealthy stock results from such matings. Inbreeding, linebreeding, and outcrossing in rabbits has been the subject of more discussion among breeders than any other topic we know of, and it would be presumption, indeed for the writer to attempt anything more than a review of the elementary principles of the subject in a work of the present nature. As concerns fur rabbit farming, however, it is well for the breeder to consider first what objects he desires to attain before deciding whether to inbreed or outcross.

The mating of closely related animals, such as brothers and sisters of the same litter, or from two litters of the same parents, or sire with daughter and buck with his dam, is termed inbreeding. Various milder forms of inbreeding, using no blood except that of individuals of the same herd or herds closely related, is known as linebreeding. To outcross is to use breeding stock from a totally unrelated herd or strain.

Inbreeding has been carefully analyzed in "Inbreeding and Outbreeding," by Edward M. East, Ph. D. and Donald F. Jones, D. Sc. (Lippincott Co., 1919), in the following language:

"The only injury proceeding from inbreeding comes from the inheritance received. The constitution of the individuals resulting from a process of inbreeding depends upon the chance allotment of characters pre-existing in the stock before inbreeding commenced. If undesirable characters are shown after inbreeding, it is only because they already existed in the stock and were able to persist for generations under the protection of more favorable characters which dominated them and kept them from sight. The powerful hand of natural selection was thus stayed until inbreeding tore aside the mask and the unfavorable characters were shown up in all their weakness to stand or fall on their own merits."

"If evil is brought to light, inbreeding is no more to be blamed than the detective who unearths a crime. Instead of being condemned, it should be commended. After continued inbreeding a cross bred stock is purified and rid of abnormalities, monstrosities, and serious weakness of all kinds. . . . As we shall see later, vigor can be restored, but it may even be increased, due to the elimination of many unfavorable factors."

When a breeder of fur rabbits finds that the young from a sire and dam of outstanding excellence are quite satisfactory as to coat color, vigor, size, and utility type of body, there is usually no reason why the daughters cannot be mated back to the sire. While a decline in vigor and fertility may result from such matings, it is not certain that it would so result, and there are quite as many changes that an outcross (mating the daughters to a sire of another strain) might result in a litter having undesirable coat color, poor fur quality, and inferior type, or shape of body. Whether or not the buck of the original pair should be mated to his granddaughters and greatgranddaughters, depends on the qualities appearing in the young from mating with his daughters. If no decline is noted in vigor, size, or health, and if the fur texture and color are equal to or show an improvement over that of the original parent, the dangers attendant to close breeding have not appeared, and the breeder may safely stay within the herd or strain thus established. On the contrary, if the young from such matings are infertile, runty, and of low vitality, an outcross to a sire of an unrelated herd is likely to result in increased vigor, health, and in bodily im-

Rabbit Skins!

“SHUBERT” offers you a ready cash market for all your Rabbit Skins. Liberal assortment, honest grading and prompt returns have made “SHUBERT” the largest receivers of tame Rabbit Skins in America.

“SHUBERT”

“Rabbit Skin Headquarters”

23-25-27 W. Austin Ave.
CHICAGO

provement. Less disturbance in type and color usually ensues when an outcross is made to a dependable sire of a collateral or slightly related branch of the same strain.

Careful selection of the stock destined for breeding purposes and a resolute refusal to use any individuals as breeders which are not especially well-furred, well-colored, and possess the desired utility size and conformation of the body best suited to the given purpose, will result in success, while thoughtless breeding will result in scrubs.

Preparing Rabbit Skins for Market

BY C. E. ANDERSON, MANAGER "RABBIT SKIN HEADQUARTERS"
A. B. SHUBERT INC., CHICAGO

The manner in which skins are prepared is of utmost importance for many times breeders will unwittingly sacrifice profits due to their own negligence. It takes no longer to stretch and dry pelts properly than to handle them improperly. A well handled prime and full furred skin will bring a premium but the same skin badly mishandled is useless for fur purposes. Fur houses cannot and subsequently will not pay fancy prices for inferior merchandise.

When to Pelt

Ordinarily all rabbits prime at the age of six months and then at regular intervals approximately every three months. Breeders who are able to determine these periods and can conveniently butcher their animals will naturally receive better returns on their pelts. Summer prime skins, does not always mean a furskin, for in most cases summer skins are very thinly furred. When rabbits are in the moult or shedding stage, it is usually visible by a break in the ticking and in many instances by very bad discoloration of the fur. When these conditions are not noticeable, run the hand over the fur quickly but gently and should the animal be in moult, loose or dead hair will shed. Some people have advised blowing into the fur, moult being detected by dark skin discolorations.

Skinning.

Have a plank or board suspended and braced from the ceiling running down to about shoulder high from the floor and in such a position as to make it possible to pass entirely around it. Drive two heavy nails or spikes in the bottom of the suspended board slanting upward filing the heads off to a point. After the animal has been killed it should be hung up by the tendons of the hind legs upon the two nails or hooks and the head cut off. Some breeders would leave the heads on but experienced butchers have proved that time required for skinning can be cut in two by first removing the head. The front feet are then cut off at the knees. Proceed by cutting down the inside of one hind leg across the center under the tail and up the other leg. The skin so cut can be pulled down over the body, using a dull knife to cut the flesh and fat from the pelt. Superfluous fat or flesh adhering to the skin should be carefully removed. The skin is then ready for stretching. Do not salt your pelts. Keep your pelts cased and do not cut open. Following these instructions one person should be able to butcher thirty animals per hour.

Stretching and Drying.

Wire stretchers have been proven the most efficient for the purpose. Boards are also used but not to be recommended as considerable difficulty

Wire and Wire Specialties! ALL KINDS

Made exactly to your order.

We have an up-to-date all wire and metal Rabbit Breeding Hutch on display at our factory. All are cordially invited to inspect same.

Cooley Manufacturing Co.
528 N. Western Ave. Chicago, Ill.
Phone: Seeley 1356

Hyde Park Rabbitry

J. B. Henderson, Prop.
6046 Harper Ave., Chicago, Ill.
Phone Midway 8554

Breeder of high grade

**CHINCHILLA, CASTORREX and CHINCHILLA
REX RABBITS**

We ship anywhere on money back guarantee
All stock as represented

Member of: A. R. C. B. A. Inc., — F. of C. R. and C. R. R. B. of
A., — A. C. R. B. Assn., — C. R. and C. B. Assn., — K. R. and
C. B. Assn.

in removing the dried skin is encountered. Wire stretchers may be made at home with nine gauge galvanized or coppered spring wire, a loop at the top being made by one or two turns over a two inch iron pipe or bar. The skin should be put on the stretcher tail end first the back on one side and the belly on the opposite side, flesh side out, fur in. Then pull the skin down until it is stretched sufficiently holding the skin down by fastening at the points where the legs would be, with spring clothes pins. Skins should be then dried in a cool dry place. Never dry skins in any place where the direct rays of sun or where the heat of fire can hit them. This has a tendency to "burn" the pelt and makes tanning or dressing impossible. When skins are sufficiently dry they can be removed.

Storing and Packing.

Keep your skins in a cool place until ready to ship. In warm weather sprinkle with naphthalene or paradichlorobenzine to keep out fur bugs, turning skins over periodically. The present continuous market afforded by rabbit skin dealers eliminates the necessity of holding skins waiting for markets to open up and risking the loss through depreciation from damage done by vermin. Skins can be shipped in quantities of one to ten thousand or more. In packing skins, pack flat, one skin on another. The skins can then be packed in cardboard containers or wrapped in burlap or heavy paper. Always place proper identification inside the bundle or package and see that your shipping directions are plainly marked or attached. Any special instructions you may have should be placed in an envelope and either enclosed or securely fastened to the shipment.

Shipping.

Shipments may ordinarily be made by express or parcel post which ever may be found the cheapest. Shipments weighing over and sometimes less than one hundred pounds may be made by freight. In all cases shippers should post themselves on rates of the differing forms of transport which will sometimes bring about a saving not always looked for. Breeders in the same locality can effect a saving on transportation charges by pooling their shipments. Each individual's lot should be securely tied and have proper identification attached. All lots can then be packed into one bundle. Where to ship your skins is of vital concern. Selecting a fur house that has your interests at heart means much. Every fur house is not a Rabbit skin house. There are certain angles to the Rabbit Skin business not to be found in the fur trade. Be sure that the house you are dealing with makes a specialty of dealing in Rabbit Skins. The average fur merchant will buy all of your pelts by the pound in order to protect himself against losses, placing his accumulations in some auction sales at the mercy of some intermediate buyers. The fur house of merit eliminates the broker and speculators by direct contact with manufacturers at home and abroad.



**HEAVYWEIGHT
CHINCHILLAS**

**NEW ZEALAND
WHITES**

**CHAMPAGNE De
ARGENTS**

Your inspection of our rabbitry and
correspondence is solicited.

ROLLING GREEN RABBITRY

L. H. HULL, PROP.

Rand and McDonald Roads

ARLINGTON HEIGHTS, ILL.

Phone 651

R. F. D. 9 B

The American Rabbit & Cavy Breeders Assn., Inc.

The Old Reliable
National Organization
Devoted to the Up-Building of the
Rabbit and Cavy Industry

THE ONLY NATIONAL ASSOCIATION having the various SPECIALTY CLUBS AFFILIATED with it, which goes to prove it is the Breeders Choice and their ASSOCIATION. THOUSANDS of BULLETINS and extra literature pertaining to our Industry PUBLISHED and DISTRIBUTED FREE to beginners and others.

THE ONLY NATIONAL ASSOCIATION that gives absolutely FREE to every member a 360-Page Guide Book and Standard of all Breeds of Rabbits and Cavies. Mail \$2.00 today and become a member and receive one of these Books with Four-Color Plates.

A. WEYGANDT, Secretary
7408 Normal Ave. Chicago, Ill.

**WEYGANDT'S
BLUE FLEMISH GIANT
RABBITS**




BLUE QUEEN II

Bred for

**MEAT : FUR : EXHIBITION
PRICES REASONABLE
Correspondence Solicited**

A. WEYGANDT
7408 Normal Ave. Chicago, Ill.

Better and Cheaper Than Chicken"



Comparison of Chicken and Rabbit at Three Month

Comparison of Live, Dressed and Cooked Weights of Rabbits and Chickens

In dressing a RABBIT loses approximately one-half of the live weight and the chicken somewhat less, the refuse weight of the RABBIT used in the experiments being 2 pounds 10 ounces, and the refuse weight of the chicken being 1 pound 9 ounces, including heart, liver, and gizzard (3 ounces), not cooked with the meat.

The weight of the RABBIT bones was only 6 ounces, as compared with 9 ounces in the chicken and in addition 7 ounces weight of chicken skin. The RABBIT cooked in 1 hour and 15 minutes and the chicken in 2 hours and 30 minutes; but even then the meat of the chicken was not so tender as that of the RABBIT.

Comparison Chart

Condition	Rabbit		Chicken	
	Lbs.	Oz.	Lbs.	Oz.
Live weight	5	8	5	8
Dressed (skinned, drawn and ready to cook)	2	14	3	15
Cooked weight (meat and bones)	1	13	2	8
Loss in cooking	1	1	1	7
Weight of bones (and skin in chicken)	0	6	1	0
Weight of meat	1	7	1	8

Rabbit vs. Chicken

When you buy chicken at a market you pay 25.5 per cent for waste, (head, feet etc.) before it is ready to cook, 8.5 per cent for bones after it is cooked and 66 per cent for edible meat.

When you buy rabbit at a market you pay nothing for waste before it is ready to cook, 8 per cent for bones after it is cooked and 92 per cent for edible meat.

When you buy a rabbit you buy 26 per cent more actual food than when you buy a chicken.

You can pay as high as 25 per cent more for rabbit than chicken and still be to the good.

**Pure Bred Original American Whites
At Stud. See Them at Coliseum Show**

White Eagle, 6811-N--Sire: Chilka 7951-H, Imported Black Siberian; Dam--
Ritz 5586-F, Imported Black Siberian.

White King, 6812-N--Sire: White Eagle 6811-N, sire name registered, im-
ported; Dam: Black Princes, Dam Rondar 5587-E, imported.

Come and see the Stock and Their Records. Geo. McKoen, Director
Hoover's Happy Fur Family

F. H. Hoover, Mgr., 5128 Oak Park Ave., Chicago

Member of C.R. & C.B.A., A.R. & C.B.A., A.F. of N.Z.B.



GLADSTONE RABBITRY

BREEDER OF

PEDIGREED AND REGISTERED

HIMALAYANS

**Walter Becker
CHICAGO, ILLINOIS**

5947 Manton Ave.,

Phone Kildare 2314

**Chinchillas, Flemish, White New Zealands
IDEAL FUR FARM**

(Registered)

Wm. Bockner, Prop.

Licensed Registrar of the A. R. & C. B. A.

250 N. West Ave.

Elmhurst, Ill.

Phone Elmhurst 2569R

When the cost of chicken is:

25c a lb., rabbit is worth 32c a lb.
30c a lb., rabbit is worth 38c a lb.
35c a lb., rabbit is worth 44c a lb.
40c a lb., rabbit is worth 50c a lb.
45c a lb., rabbit is worth 56c a lb.
50c a lb., rabbit is worth 62c a lb.

The above per cents are figures from actual data from experiments conducted by Ralph Gilmore, Prof. of Biology, Colorado College.

CAVIES

Being one of the largest Cavy breeders in Illinois, I thought I would try to write and tell all about my experience I have had in the three years, raising one of the most profitable little animals and easiest one to raise; that is if he is taken care of in the proper way. Some breeders will tell you that you can keep them in old soap boxes or any old shed that keeps the rain out, that is the cause why so many have made a failure at it. Some people think a Guinea Pig is like any other pig; the sooner you get that out of your head, the sooner you will succeed.

Put a pig where he belongs, that is, in a good dry place with plenty of sunlight and plenty of ventilation. I devote all of my time in studying the proper methods in housing and feeding them. My advice, to anyone thinking of going into the Cavy business, is to get the place that you intend to house them in, properly ventilated and get all the sunlight in the place you can, for the sun rays will keep them in the best of health. Pigs enjoy laying in the sunshine if they can, it beats all medicines. The sun will also keep your hutches dry and in a healthy condition. I have found that it is best to face your buildings east and west. Placing them this way you get the full benefit of the sun. My floors in the hutches have one inch of concrete. This makes cleaning easier and keeps the floor sanitary. my floors have one inch air space in the back to let out all bad odors; it travels along the wall and is carried off by two big ventilators in the roof and one ventilator at each end of the building, about six inches off the floor, that carries off fumes that may gather in the place.

Some breeders complain about their sows eating up their young. I have noticed that when a sow is carrying young that she craves for moisture, is very feverish and nervous. When she is having her young she craves moisture and in desperation she will eat her young. I give them all the greens that they can eat three times a day and it has never happened to me.

Premature birth is caused most of the time by keeping the boars with them after they are bred or get hurt in some way or breeding the stock too young. I have found that to be the reason for it. Going light is generally caused by weening the young too soon or starting them on hard feed. Young pigs should never be weened sooner than four or five weeks and given oatmeal and bran mixed, until they are about eight weeks old. My method of feeding is very simple. I give them all the greens they can eat twice a day. Some breeders say, "Don't feed cabbage;" I give my pigs cabbage twice a month and find that it keeps their bowels in good condition. I give them prairie hay and oats in the summer months because it is not so heating. In the winter I give them cracked corn and oats mixed. A cavy is a warm climate animal and needs warmth and

REASONABLE
Pedigreed Chinchillas and Flemish
Giants always on hand


Jos. Bankoski

Phone Hinsdale 494Y2

10th & Oak St., R. 3.

Hinsdale, Illinois

MONT CLARE RABBITRY



6960 Barry Ave., Chicago, Ill.
Phone Merrimac 5670

Domestic Rabbits for sale at 35c per pound
live weight. Fancy dressed and delivered
without additional charge

Breeding Stock for Sale at All Times

NORTHERN ILLINOIS RABBIT CO.

S. J. Spencer — B. H. Muller

All breeds — come out and see us
Member A. R. & C. B. Assn.

Phone Bensenville 188

Box 34

Bensenville, Ill.

One block west of depot

shelter. My best breeding months are in the winter; I raised 280 in January, 187 in February, and 163 in March. I kept my place between 65 to 70 degrees all the three months, so you see my average was good, for three of the coldest months in the year. I'm not saying that you cannot keep pigs out doors, if you have a place so they can get in and out of the strong winds and snow, but you cannot do any breeding because a sow is too busy keeping warm. I have tried it and found that it was wasting time and losing many of my young pigs. Nine times out of ten, you would lose the sow, for I have stood and watched her trying to clean them. She would clean the first one all right, but when the other ones arrived the first one would freeze by the time she got them all dried. They were frozen stiff and in the next few days she would be dead, or not fit to breed again.

So I think I have made my idea very plain. The main thing in the Cavy business is to use common sense. If you do that you will be the winner. The main things I want to remind you of, are, always have plenty of good ventilation, plenty of sun light, good clean hay and good oats.

Members of Chicago Rabbit and Cavy Breeders Association

Geo. A. Arnold, 434 Bangs St.	Aurora, Ill.
R. M. Arnold, 6206 National Ave.	West Allis, Wisc.
A. E. Baldwin, 5723 N. Clark St.	Chicago, Ill.
Jos. Bankowski, Rt. 3	Hinsdale, Ill.
Mrs. F. B. Brewster, 119th St. and 86th Ave.	Palos Park, Ill.
C. T. Bartel	River Grove, Ill.
Jos. Breik, Rt. 3, Box 45	Hinsdale, Ill.
R. M. Buckles, 4255 N. Meade Ave.	Chicago, Ill.
W. Becker, 5947 Manton Ave.	Chicago, Ill.
W. Barnes, 6909 S. Robey St.	Chicago, Ill.
A. Bowald, 1109 E. Nebraska Ave.	Peoria, Ill.
W. Bocknor, 250 N. West Ave.	Elmhurst, Ill.
H. R. Baldwin, Box 184	Elgin, Ill.
A. Badendererde, 1330 Nelson St.	Chicago, Ill.
L. Brais	Bourbonais, Ill.
E. G. Bennett	Saucemin, Ill.
A. L. Briggs, Rt. 4	Aurora, Ill.
Don Brettelle, 215 Harrison St.	Aurora, Ill.
W. Baar, 5753 S. Seeley Ave.	Chicago, Ill.
E. Bastien	Hinckley, Ill.
Miss E. Bryant, 6349 Montrose Ave.	Chicago, Ill.
V. Chapman, 263 Prairie Ave.	Bradley, Ill.
Chicago Poultry Co., 3120 E. 92nd St.	Chicago, Ill.
F. T. Culdice, 5827 So. Nottingham Ave.	Chicago, Ill.
T. Cepican, 5044 S. Winchester Ave.	Chicago, Ill.
J. H. Culler	Lisle, Ill.
Th. Carlisle, 2032 W. 67th Pl.	Chicago, Ill.
H. T. Cull, 7542 Jeffery Ave.	Chicago, Ill.
A. Eichler, 9339 54th Pl.	Chicago, Ill.
O. Deffner, 4645 N. Harding Ave.	Chicago, Ill.
Mrs. W. Carter	Wilmington, Ill.
Mrs. A. M. Cooley, 1006 S. Cuyler Ave.	Oak Park, Ill.
J. Christoffell, 228 N. 4th St.	Aurora, Ill.
Chas. Dalaiden, 176 N. Myrtle Ave.	Villa Park, Ill.
E. Cooper, 222 E. Delaware Pl.	Chicago, Ill.

Vim

Vigor

Vitality

ERMINE REX

(Pink Eye)

At Stud: Progress Roxy, Winning 2 firsts at Leibtzeich, Germany and is 94 points Perfect. Stud fees \$20.00. Limited time. Weighs 11 pounds. Matrons 10 pounds and better.

Booking Orders For Young
White Flemish

All breeding stock is registered and weighs 13½ to 16 pounds.
Only Young For Sale.

Chinchillas

Heavyweights and Giants bred to Chinchilla or Chinrex bucks

Write for folder

PROGRESS RABBIT & FUR FARM

Geo. A. Arnold, Prop., A. R. & C. B. Assn.

748 Bangs St., R. No. 4, Aurora, Ill.

Fur Animals

**America's Oldest and Leading Publication
Devoted to Fur Farming, Especially**

RABBIT RAISING

Instructive and informative. Every issue worth the annual subscription price.

SAMPLE COPY 25c YEARLY \$2.00

Send for your copy today!

EX-CEL-SO SALT SPOOLS

for your Rabbit's Health. \$1.00 Per Dozen Postpaid.

Stahl's Outdoor Enterprise Co., Inc.
Sweeney Bldg., Dept. C, Kansas City, Mo.

F. Esser, 7220 Morton Ave.	Chicago, Ill.
S. Fisher, Rt. 1	Desplaines, Ill.
Dr. C. F. Friend, 1601 W. Garfield Blvd.	Chicago, Ill.
G. Ellsworth, 838 N. View Ave.	Aurora, Ill.
V. M. Fancher, 7342 S. May St.	Chicago, Ill.
H. Fox, 6012 S. Kilbourn Ave.	Chicago, Ill.
R. Fricke, 7239 Princeton Ave.	Chicago, Ill.
L. Fiedler, Rt. 3	Aurora, Ill.
G. Franek, 10845 Utica Ave.	Mt. Greenwood, Ill.
R. Fisher, 220 Morgan St.	Elgin, Ill.
Miss M. Goehry, 1261 N. Wells St.	Chicago, Ill.
H. Glandon, 160 N. La Salle St.	Chicago, Ill.
P. Garside, 72nd Ave.	Summit, Ill.
E. Gilberson	Plano, Ill.
M. Goodson	Plainfield, Ill.
J. B. Henderson, 6046 Harper Ave.	Chicago, Ill.
F. H. Hoover, 5128 S. Oak Park Ave.	Chicago, Ill.
W. F. Hauber, 10976 Church St.	Chicago, Ill.
L. H. Hull, 115 E. Huron St.	Chicago, Ill.
B. Henkelman, 8544 S. Saginaw St.	Chicago, Ill.
A. Hill, 4453 Dover St.	Chicago, Ill.
D. Horton, 1511 Church St.	Evanston, Ill.
Th. Herrman, 615 S. Ashland Ave.	Chicago, Ill.
L. Hodapp, 10827 Utica Ave.	Mt. Greenwood, Ill.
W. Hoffman, Belmont Rd.	Downers Grove, Ill.
T. R. Isbell, Rt. 4	Aurora, Ill.
R. Iler, 5406 Webster St.,	Downers Grove, Ill.
J. Jelus, 6960 Barry Ave.	Chicago, Ill.
H. F. Johnson, 1110 S. 15th Ave.	Maywood, Ill.
E. Johandes, 4874 S. Laundale Ave.	Chicago, Ill.
A. Kampan, 316 W. 11th St.	Chicago, Ill.
Mrs. B. Keen, 124th St. and 80th Ave.	Palos Park, Ill.
A. B. Kohen, 729 W. 14th Pl.	Chicago, Ill.
F. Klimes, 2633 S. 61st Court	Cicero, Ill.
F. Kojder, 5256 S. Newland Ave.	Chicago, Ill.
E. Kirchner	Wilmington, Ill.
M. P. Kappel, 6066 Oconto Ave.	Chicago, Ill.
R. C. Kohler, 102 N. Highland Ave.	Lombard, Ill.
M. Landberg	Braidwood, Ill.
Mrs. F. W. Leyser, 6454 Ridge Ave. . . .	Chicago, Ill.
Phil. Lewen, 6025 S. Kolmar Ave.	Chicago, Ill.
A. Lichtenberg, 1515 N. Halsted St.	Chicago, Ill.
T. Long	Wilmington, Ill.
S. Maasen	Lisle, Ill.
G. Mesmer, 864 Larabee St.	Chicago, Ill.
M. Matyjeewicz, 8534 Saginaw Ave.	Chicago, Ill.
E. Melter, 4517 Magnolia Ave.	Chicago, Ill.
C. G. Mentzer, 130 W. 110th Pl.	Chicago, Ill.
E. Murphy, B. 3	Warrenville, Ill.
E. Merritt, 4255 N. Meade Ave.	Chicago, Ill.
H. Mahon, Rt. 2, B. 32	Wheaton, Ill.
W. Morton, 839 Iowa Ave.	Aurora, Ill.
S. McCormick, 2062 Rand Rd.	Des Plaines, Ill.
A. Nelson	Braidwood, Ill.
W. O'Boyle, 3755 N. Robey St.	Chicago, Ill.
E. S. Oyen, Rt. 2	Aurora, Ill.
R. Priebe, 4107 N. Marmon Ave.	Chicago, Ill.
L. A. Paley, 420 S. Euclid Ave.	Villa Park, Ill.
H. Peterson, North Ave., Rt. 2	Elmhurst, Ill.
C. T. Pecoy, 303 New York St.	Aurora, Ill.

White New Zealands Chinchillas

Pedigreed and registered stock only
In Rexing Chinchillas, save valuable time by
breeding to our imported Chin-Rex buck.
Stud Fee \$10.00

THE PINE RABBITRY

210 Pine St. Phone Villa Park 1541
VILLA PARK, ILL.

THE CHICAGO RABBIT & CAVY BREEDERS ASSN.

Will furnish information to anyone
interested in rabbits and cavies.

C. J. SHAD

P. O. Box 1130, Chicago, Ill.

Member of A. R. & C. B. A.

The Black and White Rabbitry

Breeders of

PEDIGREED AND REGISTERED STOCK

Our "Black Silver Fox Fur Rabbits"

Are of the Imported Quality Strain.

ALSO

Chinchillas and New Zealand Whites

Meat, fur and breeding stock.

John A. Borshowa, W. W. Heryford, Henry Maloney, Props.
9222 S. Anthony St., So. Chicago, Ill.

H. Portt, Plaza Hotel	Chicago, Ill.
G. P. Ravens, 531 W. Mertens St.	Kankakee, Ill.
A. Rudolph	Antioch, Ill.
W. Ritter, 3342 W. 60th St.	Chicago, Ill.
H. F. Rogers	Wilmington, Ill.
D. Ruby, 61st So. Western Ave., Box 251	Clarendon Hills, Ill.
J. Robinson, Rt. 1	Bensenville, Ill.
C. J. Shad, 237 E. Delaware Place	Chicago, Ill.
E. H. Stahl	Holmes Park, Mo.
Mrs. E. Strouse, 1261 N. Wells St.	Chicago, Ill.
G. Shirley, 3316 Walnut St.	Chicago, Ill.
O. Sheldon	Elburn, Ill.
Ward Smith, 1360 Kennedy Ave.	Hessville, Ind.
J. Smith, 3310 W. 63rd Pl.	Chicago, Ill.
O. Samp, 1852 Maud Ave.	Chicago, Ill.
A. Schlorke, 1228 S. 59th Ave.	Cicero, Ill.
J. Smith, 870 Schuler Ave.	Elgin, Ill.
S. J. Spencer, Box 34	Bensenville, Ill.
L. D. Tuttle, 2539 S. Turner Ave.	Chicago, Ill.
S. Thompson, 463 S. Lake St.	Aurora, Ill.
H. Tietje	Lake Village, Ill.
I. VanDyk, 10944 Michigan Ave.	Chicago, Ill.
G. Voelz, N. Gary Ave.	Wheaton, Ill.
W. Van Winsen	Wilmington, Ill.
M. W. Vilter, 1301 N. Clark St.	Chicago, Ill.
A. Weygandt, 7408 S. Normal Ave.	Chicago, Ill.
H. Weygandt, 7940 S. Federal Ave.	Chicago, Ill.
G. West	Plano, Ill.
H. Wheeler, 105 Conkey Ave.	Hammond, Ind.
A. Weber, Box 644	Downers Grove, Ill.
R. Wagner, 308 N. Root St.	Aurora, Ill.
E. Winkelman, Rt. 1, Box 144	Elgin, Ill.
G. Wagner, 444 Claim St.	Aurora, Ill.
M. Way, 5721 N. Francisco Ave.	Chicago, Ill.
S. E. Williamson	White Water, Wisc
G. F. Albrecht, 1760 Juneway Ter.	Chicago, Ill.
E. Swank, Rt. 4	Aurora, Ill.
Wm. Swanson, 210 Pine St.	Villa Park, Ill.
W. Feil, 1504 W. 71st St.	Chicago, Ill.
Miss Burd. Richards, 8649 N. Trumbull Ave.	Niles Center, Ill.
H. Gluck, 3609 S. California Ave.	Chicago, Ill.
N. N. Hill, Rt. 2	Aurora, Ill.
Mandel Bros. & A. Nering, 59th St.	Westmont, Ill.
B. H. Miller, 4730 Montana St.	Chicago, Ill.
W. J. Roeske, 2858 Mobile Ave.	Chicago, Ill.
C. E. Carlson, 538 Grand Ave.	Aurora, Ill.
John Buckley, 3752 W. 58th St.	Chicago, Ill.
E. J. McCarthy, Jr., 1428 Sherwin Ave.	Chicago, Ill.
St. Wish, 6210 So. Knox Ave.	Chicago, Ill.
Michial Jungles, Rt. 2, Box 36	Batavia, Ill.
Mr. G. Terrell, 6147 S. Massasoit Ave., Clearing St.	Chicago, Ill.
Mrs. G. Simanek, 6125 So. Kilpatrick Ave.	Chicago, Ill.
Mr. T. N. Berg, Rt. 3	Aurora, Ill.
Mr. John H. Joint, 201 15th St.	Wilmette, Ill.
Mrs. T. A. Meyer, 213 So. Lincoln St.	Hinsdale, Ill.
Mr. J. E. Piedalue, 3108 New England Ave.	Chicago, Ill.
Mrs. Katie Emmel, 6956 Barry Ave.	Chicago, Ill.

Are You 100 per cent Satisfied With Your Production?

Does every doe in your rabbitry produce four healthy litters per year? Is the average size of every litter five to six youngsters?

Are all the youngsters born strong and vigorous and are there no runts among them?

Have all the youngsters born enough vitality to resist attacks of diseases and are they

all raised to maturity? Do none of the youngsters die

shortly after birth, perhaps due to

acidity of the doe's milk?

Vitakalk

Do none of the youngsters develop rickets? Do they

always have vigorous appetite so that

they prosper and mature early? — The above problems are the

most vital ones of every rabbit breeder and a goal

worthy to shoot at. Let us show you how we can help you in reaching this goal.

Vitakalk is very concentrated so that only .1% need be added to the ordinary feed, costing only about 40c per doe, per year. Write us for further literature.

Prices. 2 lb. can \$2.00; 10 lb. can \$8.50; 25 lb. can \$20.00; 100 lb. drum \$73.00; including delivery charges. Cash or C. O. D.

The Vitakalk Co., Inc.
68 Beaver St., New York, N. Y.

**Chinchillas
and New
Zealand Whites**

GEORGE L. WEST
Box 611, Plano, Ill.

Extra good registered Chinchillas

6 to 8 months old Does \$10.00
Trio \$25.00

O. A. Deffner
4645 N. Harding Ave.
Chicago, Ill.

WIRE!

WIRE!

WIRE!

When You think of Wire Goods

THINK OF COOLEY

The Old Reliable Wire Manufacturing Company

Manufacturers of

WIRE AND METAL SPECIALTIES

We Sell It—We Cut It—We Form It.

If It's Made of Wire We Can Make It!

We contract to furnish all kinds of wire goods in quantities to your order of any KIND or SIZE of WIRE—wire doors, wire skin stretchers, wire salt spool hangers, wire hay racks, etc. Also wire baskets, wire display stands, wire coops, wire crates or anything else made of wire.

We Straighten and Cut Wire.

We Have An Up-to-Date Wire and All Metal Rabbit Hutch

on display here at our factory. You are welcome to come and inspect same.

COOLEY MANUFACTURING COMPANY

530 N. Western Ave.

Phone: Seeley 1356

Chicago, Ill.

Breeder of High Class

CHINCHILLAS

Wm. Ritter

3342 W. 60th St., Chicago

**Specializing in High Class
White New Zealands
and Chinchillas**

Stock for sale.
Correspondence Solicited.

R. P. FISCHER
220 Morgan St., Elgin, Ill.

Standard and Registration Weights

AS ACCEPTED BY THE A. R. & C. B. CONVENTION, 1928

Standard Weights		Registration Weights
10 lbs.	American Heavyweight Silver Bucks.....Under	8 lbs. not eligible
11 lbs.	American Heavyweight Silver Does.....Under	9 lbs. not eligible.
9 lbs.	American Blue Bucks.....	8 lbs.
10 lbs.	American Blue Does.....	9 lbs.
9 lbs.	American White Bucks.....	
10 lbs.	American White Does.....	
6 lbs. and over	Angoras, Woolers.....	5 lbs. or over
7 to 8 lbs.	Belgian Bucks.....Over 8 lbs., under	5½ lbs. not eligible
7 to 8 lbs.	Belgian Does.....Over 8 lbs., under	6 lbs. not eligible
9 lbs. and over	Belgian Heavyweight Bucks.....	8 lbs. not eligible
10 lbs. and over	Belgian Heavyweight Does.....	9 lbs. not eligible
7 lbs. and over	Beverens.....Under	7 lbs. not eligible
7 to 9 lbs.	Champagne de Argent.....	6 lbs. not eligible
12 lbs.	Silver Black Giant Bucks.....	10 lbs. not eligible
14 lbs.	Silver Black Giant Does.....	11 lbs. not eligible
6 to 7 lbs.	Standard Chinchilla Does.....6 lbs. and not over	7 lbs.
5½ to 6½ lbs.	Standard Chinchilla Bucks.....5½ lbs. and not over	6½ lbs.
	Junior Does not under 5 lbs. Junior Bucks not under	4½ lbs.
11 lbs.	Checked Giant Bucks.....	9 lbs. not eligible
13 lbs.	Checked Giant Does.....	10 lbs. not eligible
4 lbs.	Dutch.....	6 lbs. not eligible
9 lbs.	Heavyweight Chinchilla Bucks.....	7½ to 9 lbs.
10 lbs.	Heavyweight Chinchilla Does.....	8 to 11 lbs.
10 lbs.	American Chinchilla Giant Bucks.....	
11 lbs.	American Chinchilla Giant Does.....	
6 lbs.	English (spots any color).....Over	8 lbs. not eligible
10 lbs. (Note)	English Lops Bucks.....Under	9 lbs. not eligible
11 lbs. (Note)	English Lops Does.....Under	10 lbs. not eligible
13 lbs. and over	Flemish Steel Bucks.....Under	11 lbs. not eligible
15 lbs. and over	Flemish Steel Does.....Under	11 lbs. not eligible
13 lbs. and over	Flemish Gray Bucks.....Under	11 lbs. not eligible
15 lbs. and over	Flemish Gray Does.....Under	11 lbs. not eligible
13 lbs. and over	Flemish White, Black and Blue Bucks.....Under	11 lbs. not eligible
15 lbs. and over	Flemish White, Black and Blue Does.....Under	11 lbs. not eligible
14 lbs. and over	Flemish Sandy Bucks.....Under	11 lbs. not eligible
16 lbs. and over	Flemish Sandy Does.....Under	11 lbs. not eligible
4 lbs.	Goudas.....Over	5 lbs. not eligible
6 lbs.	Havanas.....Under 4 lbs. and over	7 lbs. not eligible
4 lbs.	Himalayans.....Under 2½ lbs. or over	6 lbs. not eligible
5 to 6 lbs.	Imperial Blue.....Under 4 or over	7 lbs. not eligible
9 lbs.	New Zealand Bucks.....Over 11 or under	8 lbs. not eligible
10 lbs.	New Zealand Does.....Over 12 or under	9 lbs. not eligible
A Junior New Zealand	to be eligible to Register must not weigh	less than 6 lbs.
3 to 4 lbs.	Polish.....Over	4 lbs. not eligible
6 lbs.	Silver Grays, Fawns, Browns, Blues.....Under 4 or over	6½ lbs. not eligible
4 lbs.	Tans, Blacks and Blues.....Under 3 or over	5 lbs. not eligible
	(Note) English Lops, Earage, 18 in. to 26 in.....Under	18 lbs. not eligible

QUALITY RABBITS

for

FUR AND MEAT

If you are afraid of Production and Quality Buy Our pedigreed, registered, guaranteed stock.

WHY?

They are of Fur Value.

They are Prolific Breeders.

They are Registered with the Best and Most Reliable Association in the Country--
the A. R. & C. B. A.

They are Priced Right.

We Are Breeders and Shippers of

CHINCHILLAS, Standard & Heavyweight

NEW ZEALAND WHITES

CHAMPAGNE D'ARGENTS

Brooks Lake

Rabbitry

C. J. Shad, Prop.

R. R. No. 3, Newaygo, Mich.



New Zealand White Doe



Swedish White Doe



Standard Chinchilla Doe



New Zealand Red Doe


The Prima Donna Strain

A most important factor for anyone wishing to go into the rabbit business is the selection of healthy, pedigreed breeding stock. This is essential from the standpoint of prolificness, better fur and healthier rabbits. The Prima Donna Strain of Chinchillas—Swedish Whites—New Zealand Whites—New Zealand Reds and Flemish Giants, offers you these possibilities. Four healthy litters a year are assured. Rabbits of the Prima Donna Strain will give you Prize Winners—they will breed successfully anywhere, requiring only proper food and minimum attention.

Let us give you facts and figures on the profits to be derived from Rabbit Breeding. We render you full cooperation in this profitable business—You breed them—We assist in marketing.

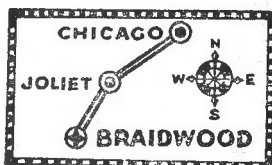
Prolificness—a litter like this four times a year.

Greater returns than from any other stock.



Litter or Sisters Standard Chinchillas Age 3 Months.

A Cordial invitation is extended to visit our modern Producing Plant.



The Prima Donna Rabbit and Fur Co., Braidwood, Ill. (20 miles South of Joliet on Route 4).

