



UC-NRLF




B 3 071 488





Digitized by the Internet Archive
in 2007 with funding from
Microsoft Corporation



United States Department of Agriculture,

BUREAU OF CHEMISTRY—Circular No. 56.

H. W. WILEY, Chief of Bureau.

THE DETERMINATION OF TOTAL SULPHUR IN ORGANIC MATTER.

By HERMAN SCHREIBER,

Assistant Chemist, Bureau of Chemistry.

INTRODUCTION.

A great many methods have been proposed for the determination of total sulphur in organic matter, but probably only two of these are either easy to manipulate or accurate, namely, the Barlow-Tollens,^a or absolute method, and the Osborne,^b or peroxid method. When the latter is applied to solid material, however, it leaves much to be desired in the way of ease of manipulation and speed, and has absolutely no claim to exactness of detail. It is true that the water used for moistening the sample is measured and the sodium carbonate is weighed, but the amount of sodium peroxid added varies with the material analyzed and with the rate at which the reagent is added. The amount of acid which must be added after fusion is also an unknown factor; it varies in each case which necessitates making the solution alkaline again, and then acid. These, however, are not all of the difficulties encountered. The fusions have a tendency to burn and blow out of the crucible, and this happens most frequently when the determinations must be rapidly made, for the peroxid method has a dignity all its own and will brook no haste or impatience. All of these objections were keenly realized when it became necessary to make about 100 sulphur determinations in a recent research.

An ideal method for this determination should embody several features: First, it must not call for excessive amounts of reagents, nor such as will interfere with the precipitation of the barium sulphate or contaminate the precipitate; second, the reagents employed must serve two purposes, i. e., they must destroy all of the organic matter

^aJ. Amer. Chem. Soc., 1904, 26: 341.

^bU. S. Dept. Agr., Bureau of Chemistry Bul. 107, Revised, p. 23.

and all of the sulphur must be fixed and oxidized to sulphate; third, the method must be fairly rapid and not require a large amount of practice, so that an analyst can make the determination from time to time without great delay and difficulty.

It is difficult to outline a method which will meet all of these conditions, but after making quite a number of experiments the following procedure was evolved, which seems to fulfill the requirements more nearly than the peroxid method.

THE PROPOSED METHOD.

Weigh 1 gram of material in a nickel crucible of 100 cc capacity, add 10 cc of a solution made by dissolving 100 grams of sodium nitrate and 150 grams of sodium hydrate in 500 cc of water. Then add 5 grams of crystallized magnesium nitrate and stir with a platinum rod, making sure that the mass is thoroughly mixed and that the sample is broken up as much as possible. Wash down the material adhering to the stirring rod and sides of the crucible with the smallest possible amount of water. (This is essential since the addition of much water will prolong the subsequent heating unnecessarily.) Heat for one hour on a hot plate covered with a thin sheet of asbestos paper, keeping the temperature at about 130° C. Then put the cover on the crucible, tilting it in such a fashion as to leave an opening for the steam to escape and heat further for one hour at from 150° to 160° C., or until the material is entirely dry. If the fusions begin to bump, lower the heat so that the covers will not be jarred down tight on the crucibles, and the material lost by frothing. When the mass is entirely dry, put the covers on tight and heat gradually until the temperature reaches 180° C., then heat for thirty-five minutes, maintaining the temperature at about 180° to 200° C. These temperatures were determined by laying the thermometer down on the hot plate.

Now set the crucible (with the cover on tight) into a round hole in a piece of asbestos board, so that about 1.5 inches of the lower part of the crucible shall project below the asbestos board as Lunge^a has directed, the asbestos board to be laid flat. Heat with the Bunsen burner for half an hour, allowing the flame to just touch the bottom of the crucible during the first fifteen minutes, and then with the full heat during the last fifteen minutes. (Never let the inner cone of the Bunsen burner strike the crucible.) During the first five minutes of heating with the full flame keep the crucible in an upright position, then remove the cover and tilt the crucible so as to fuse any material which may have crept up the sides. Then return the crucible to the upright position, replace the cover, and heat for five minutes more. When the fusion has solidified, and before it has entirely cooled, place

^aChemisch-Technische Untersuchungs Methoden, 1904, 1:428.

the crucible in a 600 cc beaker with 150 cc of distilled water and cover with a watch glass. Put the crucible cover in the beaker, beside the crucible, and slightly rotate and tilt the beaker so that all parts of the crucible shall be touched by the water. Run in 13 cc of hydrochloric acid (specific gravity 1.19) from a burette and again rotate the beaker slightly. Tip the crucible so that the other side comes in contact with the acid liquor, allow it to stand a few minutes, and remove the crucible and cover, washing the liquid adhering to them back into the beaker by means of distilled water. Any fused material adhering to the sides of the crucible can easily be removed with a stirring rod. Place the beaker on the steam bath and heat for about half an hour and then let it stand in the cold over night. Filter and wash the insoluble residue. Heat the filtrate on the steam bath or otherwise, and precipitate with a 10 per cent barium chlorid solution.

In all of the determinations here reported the solutions were precipitated by heating on the steam bath, adding 10 cc of barium chlorid to the solution quickly, and stirring as soon as the precipitate began to form. After adding the barium chlorid the solutions were allowed to remain on the steam bath about one hour, and were then removed to the table and stood in the cold over night, after replacing any water lost by evaporation. All filtrations, except the solution of the fusions of the barium sulphate with sodium carbonate, were filtered through S. and S. blue ribbon filter paper. The fusions of the barium sulphate were filtered through white ribbon filter paper and all precipitates were washed with cold water.

In this method a crucible loses from 0.3 to 1.3 grams of its weight in each determination, an average of 0.9 gram as calculated from 20 determinations. By the peroxid method the crucible loses from 1.2 to 2 grams of its weight in a fusion, an average of 1.4 grams based on 13 determinations. Using a griddle hot-plate, 14 by 18 inches, 18 fusions can easily be made in a day. The only way in which a determination can be lost is by heating too rapidly on the hot-plate, thus causing it to boil over or spatter.

DESCRIPTION OF SAMPLES AND ANALYTICAL RESULTS.

Total sulphur was determined by both the peroxid method and the proposed method on five samples of dried white of eggs, three of which were made from the same lot of eggs by boiling with various amounts of copper sulphate, washing free of copper, and drying and grinding; one was a sample of commercial dried albumin; and one was the white of eggs boiled in the shell, dried, and ground. Sulphur was also determined on four samples of mustard seed, and one sample of ground mustard. *A* is pure white mustard, *B* is black mustard containing 64 per cent of charlock, *C* is commercial ground mustard, *D* is pure

brown mustard, and *E* is commercial ground seed. These samples were furnished by the Microchemical Laboratory. Sulphur was also determined on five samples of vulcanized rubber furnished by the Contracts Laboratory.

The 60 determinations were made without repeating any, except No. 8136, unless a loss occurred by the leaking of the crucible. This happened in three instances only, so that the work represents fairly well the results which the two methods will give under the same conditions without repetition and selection of results. Twelve determinations were made at a time with each kind of material, two determinations on each sample, and two blanks. The results obtained are given in Table 1. The peroxid fusions were not hurried, but were allowed to fuse for three or four hours. No. 8136 is a sample of rubber tubing which was not ground very finely, and which had been found to contain about 50 per cent of free sulphur. These facts probably account for the discrepancies in the determination.

[Cir. 56]

TABLE 1.—Comparison of the results by the peroxid and by the proposed method for the determination of total sulphur.

Number of sample.	Peroxid method. ^a				Proposed method. ^a				Peroxid method averages.		Proposed method averages.		Difference between columns B and C. (B-C.)		
	Amount of sample.	First precipitation.		Reprecipitation. ^b		Amount of sample.	First precipitation.		Reprecipitation. ^b		A. Before fusion.	B. After fusion.		C. Before fusion.	D. After fusion.
		Grams.	Percent of sulphur.	Grams of sulphur.	Percent of sulphur.		Grams of sulphur.	Percent of sulphur.	Grams of sulphur.	Percent of sulphur.					
1	White of egg.....	{ 1.0085 .9955	1.61	0.0162	1.61	1.0025	1.50	0.0151	1.50	1.64	1.64	1.54	1.54	
2	do.....	{ .9978 1.0025	1.67	0.0167	1.67	1.0015	1.45	0.0145	1.45	1.67	1.67	1.49	1.49	
3	do.....	{ 1.0148 1.0030	1.61	0.0163	1.67	1.0100	1.58	0.0160	1.58	1.64	1.64	1.58	1.58	
51	do.....	{ 1.0110 1.0035	1.51	0.0153	1.61	1.0055	1.38	0.0139	1.38	1.49	1.49	1.35	1.35	
54	do.....	{ 1.0046 1.0000	1.30	0.0131	1.46	1.0160	1.31	0.0133	1.31	1.35	1.35	1.29	1.29	
	Blank	{ .0017	1.38	0.0138	1.38	1.0023	1.25	0.0125	1.25	
A	Mustard (ground).....	{ 1.0015 1.0030	1.24	0.0124	1.24	1.0105	1.19	0.0111	1.19	1.10	1.24	1.19	1.10	+0.03	
B	do.....	{ 1.0040 1.0255	1.30	0.0130	1.25	1.0050	1.45	0.0146	1.45	1.23	1.28	1.32	1.22	-.04	
C	do.....	{ 1.0075 1.0025	1.28	0.0128	1.25	1.0040	1.20	0.0120	1.20	1.20	1.26	1.21	1.10	+.01	
D	do.....	{ 1.0135 1.0000	1.56	0.0158	1.47	1.0120	1.32	0.0133	1.32	1.85	1.52	1.40	1.37	+.11	
E	do.....	{ 1.0080 1.0035	1.41	0.0142	1.29	1.0017	1.33	0.0133	1.33	1.24	1.35	1.32	1.17	+.02	
	Blank	{ .0009	1.29	0.0129	1.28	1.0000	1.31	0.0131	1.31	1.09	
7931	Valve rubber.....	{ 1.0000 1.0155	4.35	0.0435	4.34	1.0135	4.29	0.0435	4.29	4.12	4.35	4.27	4.10	± .00	

^a Results given have been corrected for blank.
 ^b After fusing barium sulphate with sodium carbonate.

TABLE 1.—Comparison of the results by the peroxid and by the proposed method for the determination of total sulphur—Continued.

Num-ber of sam-ple.	Description of sample.	Peroxid method. ^a				Proposed method. ^a				Peroxid method averages.			Proposed method averages.			Differ-ence between columns B and C. (B-C.)
		First precipita-tion.		Reprecipitation. ^b		Amount of sam-ple.	First precipita-tion.		Reprecipitation. ^b		A. Before fusion.	B. After fusion.	C. Before fusion.	D. After fusion.		
		Grams of sul-phur.	Per cent of sul-phur.	Grams of sul-phur.	Per cent of sul-phur.		Grams of sul-phur.	Per cent of sul-phur.	Grams of sul-phur.	Per cent of sul-phur.						
7984	Valve rubber.....	0.0438 .0432	4.38 4.31	0.0430 .0422	4.30 4.21	1.0075 1.0055	0.0415 .0432	4.12 4.30	0.0397 .0397	3.94 3.96	Per ct. 4.35	Per ct. 4.26	Per ct. 4.21	Per ct. 3.95	Per ct. +0.06	
7985do.....	.0324 .0316	3.23 3.15	.0305 .0281	3.04 2.80	1.0045 1.0075	.0286 .0292	2.85 2.90	.0276 .0281	2.75 2.79	3.19	2.92	2.88	2.77	+ .04	
7987do.....	.0435 .0425	4.35 4.25	.0428 .0414	4.28 4.14	1.0055 1.0035	.0417 .0413	4.15 4.12	.0401 .0400	3.99 3.99	4.30	4.21	4.14	3.99	+ .07	
8136	Tubing.....	.0846 .0852	8.43 8.45	1.0230 1.0660	.0805 .0827	7.87 7.76	.0771 .0794	7.54 7.45	8.44	8.38	7.82	7.50	
.....do. ^c	8.12 8.00	1.0035 1.0135	.0798 .0820	7.95 8.09	8.06	8.02	
Blank0022002800020000	

^a Results given have been corrected for blank.

^b After fusing barium sulphate with sodium carbonate.

^c Determination by E. W. Boughton, Contracts Laboratory.

DISCUSSION OF RESULTS.

Skinner^a comparing the Barlow-Tollens and peroxid methods found that the latter gave slightly higher results in five out of seven cases, the difference averaging about +0.11 per cent of SO₄ or +0.036 per cent of sulphur. The proposed method gives sulphur results about 0.1 per cent lower than the peroxid method, the average of the 12 values which were lower by the proposed method would thus be about 0.064 per cent less than by the absolute method. Both of these discrepancies are well within the experimental error. Also it should be noted that the difference between the figures obtained by fusing the barium sulphate in the peroxid method and reprecipitating, and those resulting from the first precipitation by the proposed method (as given in columns B and C, Table 1) varies from -0.04 to +0.11 per cent. In six out of twelve cases the figures obtained by the first precipitation in the proposed method are nearer the values obtained by fusing and reprecipitating the barium sulphate in the peroxid method than they are to the results of the first precipitation in the peroxid method. The peroxid method gives a very high blank as compared to the proposed method; with the former this blank amounted to from 0.009 to 0.0028 per cent of sulphur and in the latter it amounts to from 0 to 0.0007 per cent. As the blanks by the peroxid method are very high an error would be introduced if they were not run in each set. This is very clearly demonstrated in the determinations of sulphur in sulphuric acid solutions as given in Table 2.

SULPHURIC ACID SOLUTIONS.

To determine the effect of the salts in solution on the precipitation of sulphuric acid, fusions were made by the peroxid method and by the proposed method, definite volumes of dilute sulphuric acid being added to the solutions and blanks run at the same time. The fusions were made exactly as in the case of the total sulphur determinations given in Table 1. Then they were dissolved, an excess of 2 cc of hydrochloric acid was added, the solution was filtered, and the measured amount of dilute sulphuric acid added. The sulphuric acid was precipitated with barium chlorid solution in the same manner as in the other determinations. The results are given in Table 2.

^a U. S. Dept. Agr., Bureau of Chemistry Bul. 116, p. 92.

TABLE 2.—*Determination of sulphur in dilute sulphuric acid solutions by four different methods.*

Quantity of solution used.	By precipitating from distilled water after adding 2 cc excess of concentrated hydrochloric acid.	By weighing as ammonium sulphate by Lunge's method.	By precipitating from a solution containing a fusion—	
			By the proposed method.	By the peroxid method.
cc.	Gram.	Gram.	Gram.	Gram.
10 of solution A.....	0.0140	0.0142	0.0141	0.0127
	.0141	.0142	.0141	.0147
25 of solution A.....	.0352	.0350	.0362	.0340
	.0351	.0349	.0361	.0355
10 of solution B.....	.0799	.0795	.0832	.0811
	.0800	.0795	.0832	.0805
Blanks ^a0001	.0024

^a Corrected for in values given.

The proposed method gives results 0.1 per cent too high when 3.5 per cent of sulphur is in solution and 0.3 per cent too high when 8 per cent of sulphur is present. This occlusion of salts evidently compensates for an error which would cause the result to be low, as can be seen from Table 1 and the experimental data.

Lunge and Stierling found similar conditions in the precipitations of sulphuric acid in aqueous solution and in the presence of salts. The quick addition of the barium chlorid solution gave erroneous data in aqueous solution and correct results in the presence of salts while the slow addition of the precipitant gave just the opposite.

The proposed method employs about 7.6 grams of salt calculated as chlorids) and the peroxid method 15 grams or more.

PRELIMINARY EXPERIMENTS.

The preliminary experimental work leading up to this method consisted in testing the various reagents which have been proposed in methods for the determination of sulphur, varying the temperature, reagents, and time and manner of treatment. The 22 experiments made involved 160 single determinations exclusive of those that were lost on account of faulty manipulation, or seemed valueless from the nature of the reaction.

Determinations were made by using mixtures of reagents composed of from 1.25 to 3 grams of sodium hydroxid, 5 to 15 cc of water, 0.5 to 1 gram of sodium carbonate, 1 to 2 grams of sodium nitrate, 1 to 3 grams of magnesium oxid, and from 3 to 10 grams of crystallized magnesium nitrite.

The treatment of the material with the reagents varied from drying on the steam bath and burning to heating at from 80° to 230° C. for from one and a half to five hours before burning. By these means

values were obtained which ranged, for instance, from 1.13 to 1.45 per cent of sulphur on a sample which contained 1.56 per cent by the peroxid method, and from 3.91 to 4.50 per cent on a rubber containing 4.17 per cent by the peroxid method. Of 75 determinations, each the average of two duplicates, the peroxid value was the highest except in three instances. When the preliminary heating was continued for from two and a half to five hours, rising above 175° C. for at least thirty minutes of that time, it was noticed that the values usually approached the peroxid value by 0.1 per cent.

These preliminary determinations all indicate that adding reagents in solution, drying, and then ashing causes a loss of sulphur and that the substance must receive a definite preliminary heating before the sulphur can be absorbed by the alkaline reagent. This was noted after repeated experiments had been made with modifications of Eschka's method and it seemed probable that when the alkaline reagent was added in solution, the mixture dried down, and a coating consisting of an alkaline oxidizing medium was formed, all of the sulphur would be absorbed. This idea was substantiated by subsequent experiments.

Potassium salts were not tried in any of the experiments as Lunge and Stierling^a have found that potassium chlorid dissolves twice as much barium sulphate as sodium chlorid does. The use of sodium carbonate was discontinued after the twelfth experiment as Barlow^b has shown that as far as the absorption of sulphur is concerned soda can be omitted when magnesia is present.

The values obtained by these different methods rarely approached those by the peroxid method nearer than 0.1 per cent which suggests that the latter may be too high. It was therefore decided to examine a new lot of samples by the peroxid method, fuse the barium sulphate obtained with soda, reprecipitate, and determine the sulphur by the proposed method. The results obtained are given in Table 1.

It appears that the first precipitation of the sulphuric acid by this method gives values very nearly approaching those obtained by fusing the barium sulphate obtained by the peroxid method and reprecipitating. The differences between the two sets of results thus obtained range from -0.04 to $+0.11$ per cent (an average of 0.04 per cent) as given in the last column of Table 1; these differences are within the experimental error.

^aThe determination of sulphuric acid by means of barium chlorid in the presence of interfering substances. Report of the Sixth International Congress of Applied Chemistry, 1906, p. 347.

^bLosses of sulphur on charring. J. Amer. Chem. Soc., 1904, 26: 354.

[Cir. 56]

14 DAY USE
RETURN TO DESK FROM WHICH BORROWED

LOAN DEPT.

This book is due on the last date stamped below, or
on the date to which renewed.

Renewed books are subject to immediate recall.

10 Sep '63 EF	RECEIVED
	NOV 02 1995
REC'D LD	CIRCULATION DEPT.
SEP 10 1963	DUE
30 SEP '64 JT	FEB - 8 2005
REC'D LD	SUBJECT TO RECALL IMMEDIATELY
SEP 18 '64 - 5 PM	
JUN 13 1976	
REC. CIR. MAY 17 '76	
JUL 10 1977	
FEB 01 1996	

1931

LD 21A-50m-11,'62
(D3279s10)476B

General Library
University of California
Berkeley

YC 69407

U. C. BERKELEY LIBRARIES



C051402944



1971
1972

