




COLLECTION
OF
WILLIAM SCHAUSS
○
PRESENTED
TO THE
NATIONAL MUSEUM
MCMV



§
Insects

255
A1E77
1929
[plates, v. 5]
SCHMIDT

Plates vol. 5.






Phalaen. europ.

Geom. pect. al. ang. Fig. 1. mas. fig. 2. foem. fig. 3. 4. antennarum maris et foeminae maior repraesentatio. Lactearia Linn. sp. 194. Fig. 5. larva. fig. 6. annulorum primorum mai. repraes. fig. 7. 8. chrysalis. fig. 9. imago foeminae Vernaria Linn. sp. 195.

DSI




1.



2.



3.



4.



5.



6.



7.



8.

Phalaen. europ.

Geom. pect. al. ang. Fig. 1. mas. fig. 2. foem. fig. 3. antenae maris mai. repraes. Aestivaria Fig. 4. mas. fig. 5. foem. fig. 6. antenae maris mai. repraes. Putataria Linn. sp. 196. Fig. 7. mas. fig. 8. foem. Micantaria.



2.



2.




3.



4.



5.



6


7.



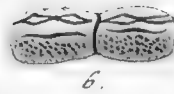





8.

Phalaen. europ.

Geom. pect. al. ang. Fig. 1. mas. fig. 2. foem. *Striataria* Linn. sp. 197. Fig. 3. mas. fig. 4. Varietas, fig. 5. foem. fig. 6, 7. larvae fig. 8. chryf. *Vibicaria* Linn. sp. 198.





Phalaen. europ.


Geom pect. al. ang. Fig. 1. mas, fig. 2. foem. Calabraria. Fig. 3. 4. larvae, fig. 5. capitis, fig. 6. anu-
lorum abdominis mai. repraes. fig. 7. chrysalis. Fig. 8. imago maris, fig. 9. foeminae.

Thymiaris Linn. sp. 199.





1



2



3

4



5




6






7

Phalaen. europ.

Geom. pectinic. Fig. 1. mas fig. 2. foem. fig. 3. antennae maris, fig. 4. foeminae, mai. repraes. *Chry-*
sopralaria. Fig. 5. mas fig. 6. foem. fig. 7. antennae foeminae. mai. repraes. *Smaragdaria.*





Phalaen europ

Geom. pect. al. ano. Fig. 1. larva, fig. 2. chrysal. fig. 3. mas. fig. 4. foem Papilionaria.
Linn. sp. 225. Fig. 5. mas, fig. 6. foem fig. 7. larva, fig. 8. 9. chrysalides. Punctaria. Linn. sp. 200

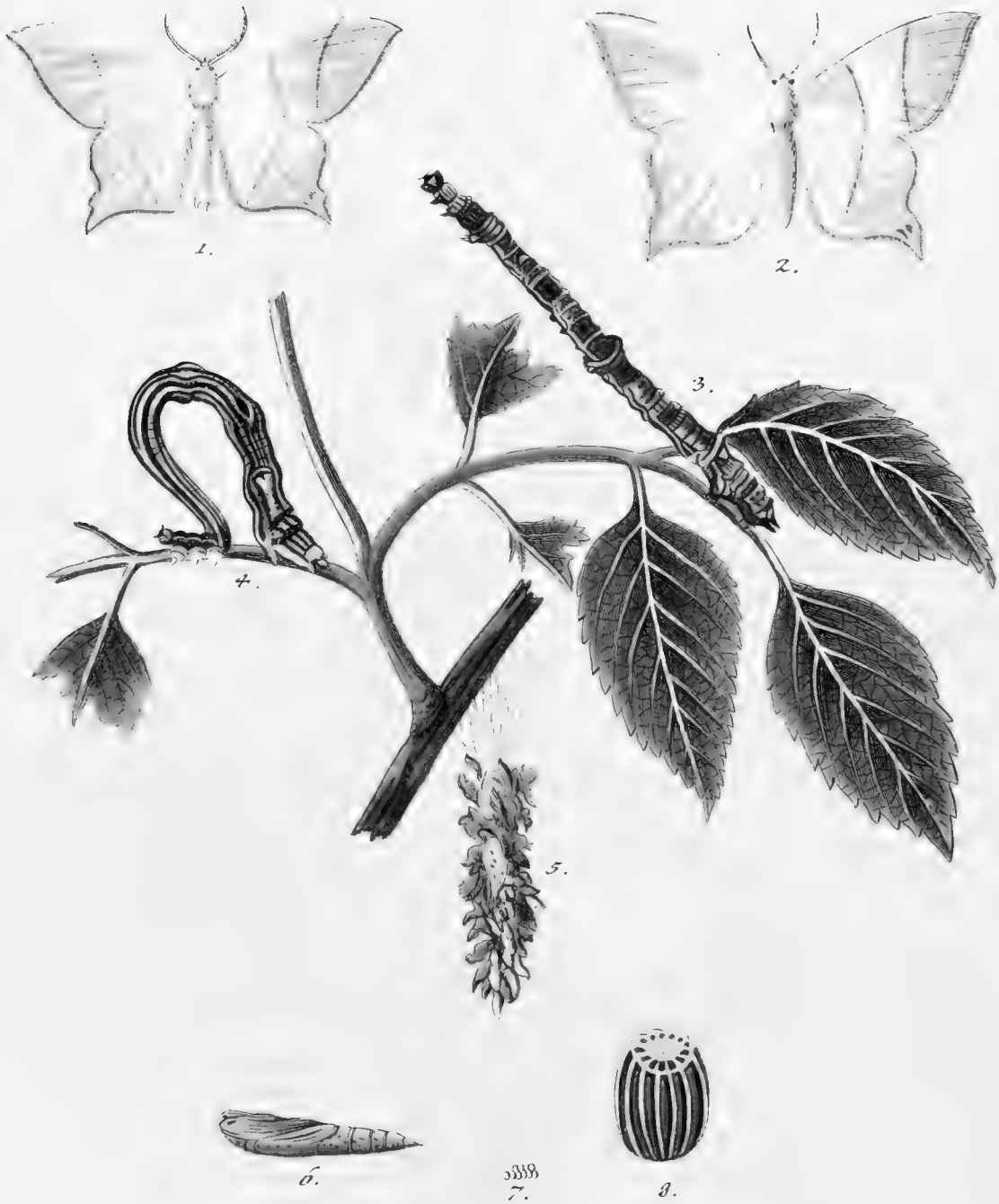




Phalaen. europ.

Geom. pect. al. ang. Fig. 1. 2. Varietates Punctariae. Fig. 3.
larva fig. 4. chrysf. fig. 5. mas fig. 6. foem. Amataria Linn. sp. 201.







Phalaen. europ.





Geom. pect. al. ang. Fig. 1. mas fig. 2. foem. fig. 3. 4. larvae. fig. 5. folliculus fig. 6. chirif-
sals, fig. 7. ova, fig. 8. ovi maior repraes. Sambucaria Linn. sp. 203.





Phalaen. europ.

Geom. pect. al. ang. Fig. 1. 2. larvae fig. 3. chryf. fig. 4. mas fig. 5. foem. fig. 6. Variet
 Alniaria Linn. sp. 205.





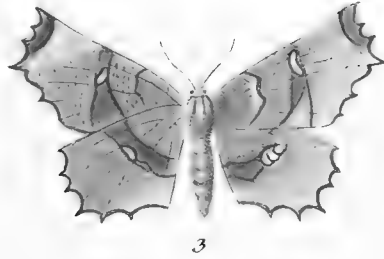


Phalaeni. europ.

Geometr. pectinic. al. ang. *Fig. 1. mas. fig. 2. fem.* Angulararia *Fig. 3. m. fig. 4. f. fig. 5. v. larvar.*
fig. 7. Chryf. Tiliaria.



Phalaen. europ.

Geometr. pectinic. al. ang. Fig. 1. mas. fig. 2. foem. Erofaria. Fig. 3. 4. larva. fig. 5. chryf.
 fig. 6. mas. fig. 7. foem. Syringaria. Linn. sp. 206.



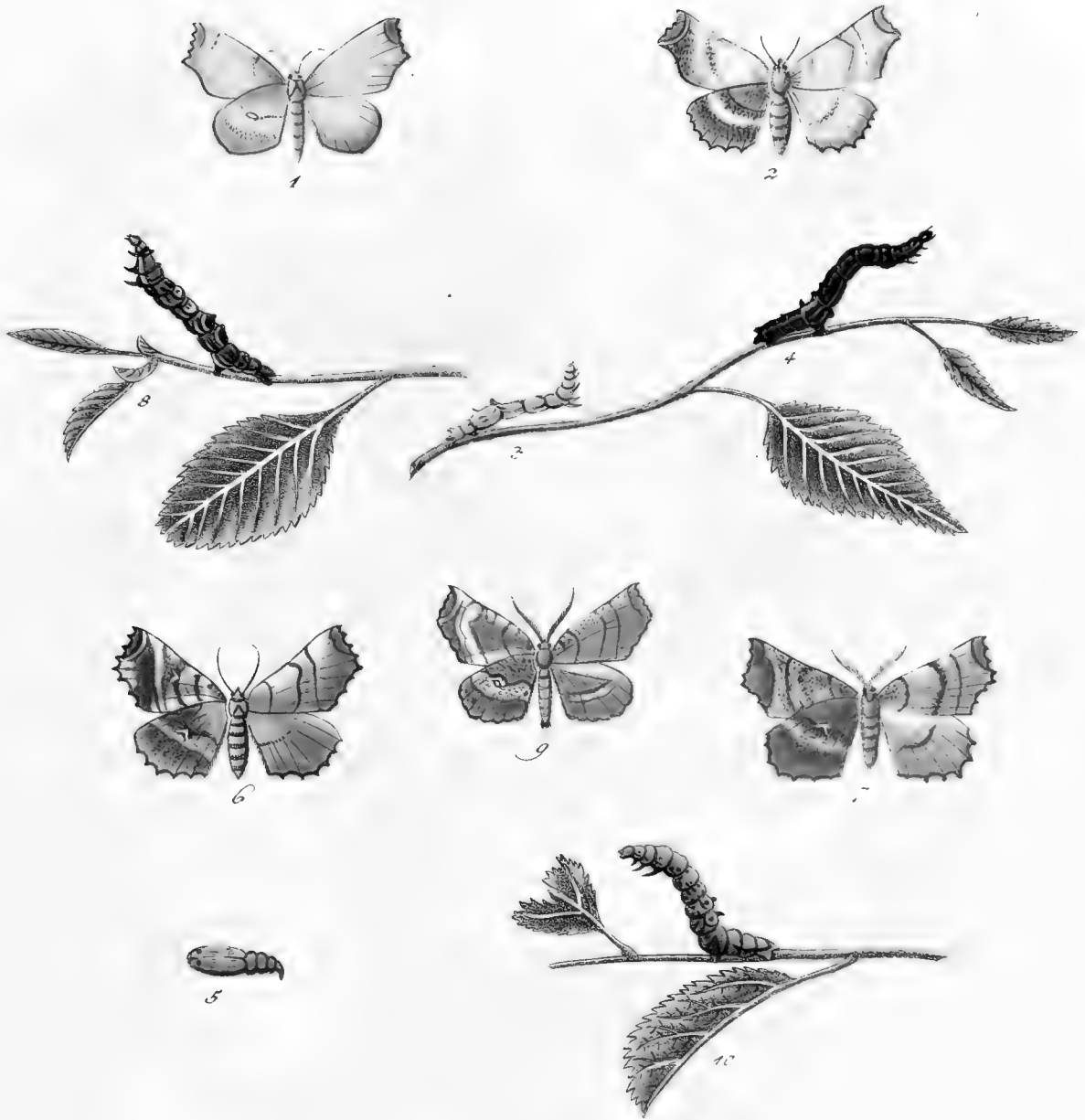
Phalaen. europ.

Geom.pect. al. ang. *Fig. 1. mas. fig. 2. foem. fig. 3. variet. fig. 4. larva. Lunaria.*
Fig. 5. mas. fig. 6. foem. Quadrilunaria.





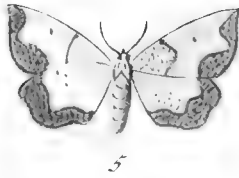
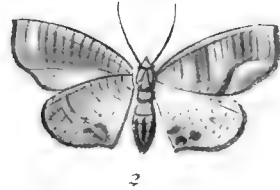

Phalaenar. europ.

Geom. pect. al. ang. Fig. 1. mas fig. 2. foem. 4. 3. 4. Varietates. Bilunaria. Fig. 5. 6. 7.
 Variet. fig. 8. larva. fig. 9. Chrysal. fig. 10. ovi maior repraes. Ex Opere Sepp.



Phalaen. europ.


Geom. pect.al.ang. Fig. 1. mas. fig. 2. foem. 3, 4, larve. 5. chrysil Illumaria
 Fig. 6. foem. fig. 7. mas. fig. 8. larva, Vnillumaria. fig. 9. mas. fig. 10. larva.
 Fulvolumaria.



Phalaeni. europ.

Geom. pect. al. ang. *Fig. 1. mus. fig. 2. Variet. Dolabraria. Linn. Sp. 207.*
Fig. 3. Apicaria. Fig. 4. mus. fig. 5. femi. fig. 6. Var. Parallelaria.









Phalaen. europ.

Geom pect al ang Fig. 1. mas. fig. 2. foem. fig. 3. Antenna maris. Advenaria.
 Fig. 4. mas. fig. 5. foem. fig. 6. antenna maris Notataria Lin. sp. 232. Fig. 7. m.
 fig. 8. 7. fig. 9. ant. mar. Litaeataria.



Phalaen. europ.






Geom. pect. al. ang. Fig. 1. mas. fig. 2. foem. fig. 3. Variet. fig.
4. 5. 6. larvæ. fig. 7. chryf. Prunaria Linn. Sp. 208.



Phalaen.europ.


Geom.pect.al.ang. Fig. 1.mas. fig. 2.foem. fig. 3.foem. Variet.

Corylaria. Fig. 4.mas. fig. 5.foem. fig. 6.foem. Variet. Pennaria.
Linn. sp. 209.




Phalen. europ.

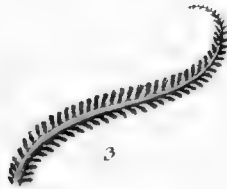
Geom pect. al. ang. *Fig. 1.* Peñaria. Variet. *Fig. 2.* mas. *fig. 3.* foem
Canaria. *Fig. 4.* Vnicoloria. *Fig 5.* Excifaria.



1



2



3



4



6



5



7



9



8

Phalaenar. europ.


Geom. pect. al. ang. Fig. 1. mas. fig. 2. foem. fig. 3. antenna maris.
Dentaria Fig. 4. mas. fig. 5. antenna maris. fig. 6 foem. Demandataria.
Fig. 7. mas. fig. 8. Variet. fig. 9. antenna maris Fasciolaria.



Phal. europ.

Geom.pect.(al.ang.) Fig.1.2. larvae. Fig.3.4. chrysalides, fig 5 mas, fig.6. foem.
 fig.7.8. foeminae Varietates. Piniaria Linn Sp. 210.

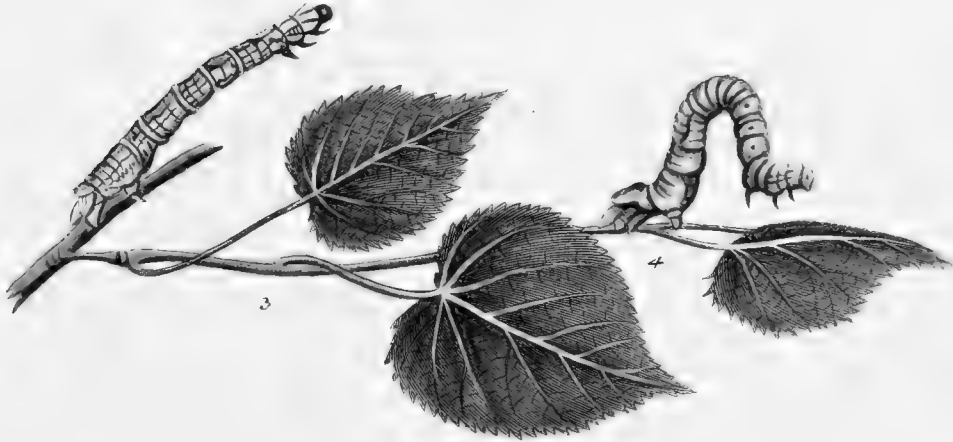
E. F. Wehrh. sc.



1



2




3


4



5



6



7



8

Phalaen. europ.

Geom. pect. al. rotund. Fig. 1. mas. fig. 2. foem. fig. 3. 4. larva. fig. 5. chrysal. E. linguaria.
Linn sp. 2 u. Fig. 6. 7. Plumistaria, fig. 8. antennae maior repraes.



Phalaen.europ.

Geomet.pect.al.rotund. *Fig.1.* Melanaria. *Lin.sp.212.* *Fig.2.* mas. *fig.3.* foem.
 Macularia. *Lin.sp.213.* *Fig.4.* mas. *fig.5.* foem. *fig.6.* maris. *Var. fig.7.* larva. *fig.8.*
chryf. Atomaria. *Lin.sp.214.*

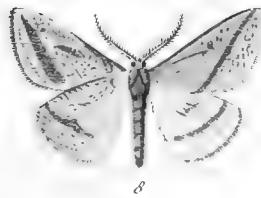
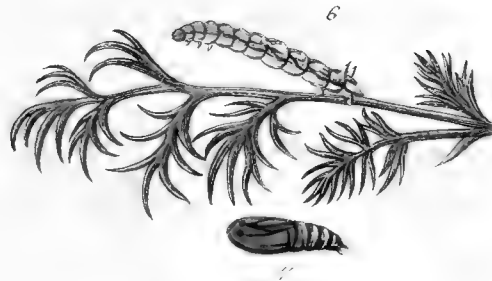





Phalaen. europ.

Geom. pect. al. rotund. Fig. 1. Lulearia. Fig. 2. mas. fig. 3. antenae. maris. mai. repraes. fig. 4. foem. Conspicuaris Fig. 5. mas. fig. 6. ant. mar. mai. repraes. fig. 7. foem. fig. 8.

Variet. Roraria.





Phälaen.europ.

Geom.pect.ul.rotund. Fig.1.mai. fig.2.foem.Pulveraria.Linn.sp.215. Fig.3.
 mus,fig.4.antennae mai. repraes. fig.5.foem. Carbonaria. Fig.6.larva.
 fig.7. Chryf. fig.8. imago maris. Gilvaria.






Phalaen. europ.

Geom. pect. al. rotund. Fig. 1. mas. 2. f. Omicronaria. Fig. 3. mas. fig. 4. m. fig. 5. Variet. Pendularia Fig 6. mas. fig. 7. foem. Fig. 8. larva. fig. 9. chrysal. Lichenaria.







Phalaen. europ.

Geom. pect. al. rotund. Fig. 1 mas. fig. 2. foem. fig 3. Var. fig. 4. 5. 6. larvae fig. 7. capitis maior repraes. fig. 8. Chrysalis. fig. 9. ori mai. Betularia. Linn. Sp. 217.





Phalaen. europ.

Geom. pect. al. rotund. Fig. 1 mas. fig. 2. Variet. fig. 3. foem. 4. 5. Variet. tates. fig. 6. maris. aberratio. fig. 7. 8. larvæ. Marmoraria.


Joh. Fried. Seibert sc.





Phalaen europ

Geom. pect. al. rotund. Fig. 1. mas, fig. 2. 3. foem. fig. 4, maris Variet.
fig. 5. 6. larvae. fig. 7. Chrysf. Hirtaria.






Phalaen . europ.

Geom. pectin. al. rotund. Fig. 1 mas. fig. 2. 3. foem. fig. 4. 5. larvæ. fig. 6. annulorum abdom. maior. repræs. fig. 7. chryf. Wavaria. Linn. sp. 219. Fig. 8. mas. fig. 9. foem. Sacraria. Linn. sp. 220. Fig. 10. mas. fig. 11. foem. Sanguinaria.


J. F. Volkart sc




Phalaenatum europ.

Geom pectinic al.rotund. Fig.1. mas. fig. 2.3. Variet. fig.4.foem. fig.5.6. Variet.Pur.
 puraria. Linn. sp. 221 Fig.7.larva. fig 8.9. Variet. fig.10. anulorum posteriorum maj.
 repraes. fig 11. chryf. fig.12. maris. fig.13. foemiae imago. Puraria. Linn. sp. 223.

J.F. Volkart sc.







Phalaen. europ.

Geom.pectinic. al.rotund. Fig. 1. mas, fig. 2. Variet. Vespertaria. Linn. sp. 224.
 Fig. 3 mas. fig. 4. antennae. maris maj. repraes. fig. 5. foem. fig. 6. larva.
 Carbonaria. Fig 7 mas, fig 8, foem. Strigillaria.


J.F. Volkart. Sc.




Phalaenar. europ.

Geom. pect. al. rot. fig. 1. foem. fig. 2. maris Variet. Bomb. Honorifica (Tab. XIX).
Fig. 3. mas fig. 4. foem. Exanthemaria. Fig. 5. mas fig. 6. antennae. maj. repraej.
fig. 7. foem. Fuellinaria

S. F. W. 1788








Phalaenar. europ.

Geom. pect. al. rotund. Fig. 1. mas. fig. 2. Var. fig. 3. foem. fig. 4. larva,
 fig. 5. chryf. *Zonaria* Fig. 6. mas. fig. 7. foem. fig. 8. larva, *Pomonaria*

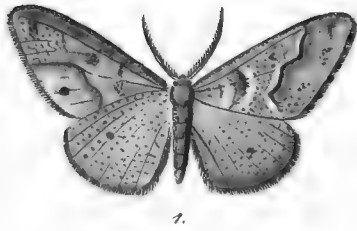
J. F. Neuhart, sc.





Phalaenar. europ.

Geom. pect.al.rotund. *Fig. 1. mas. fig. 2. foem.* Plumaria. *Fig. 3. mas. fig. 4. foem.*
Hispidaria. *Fig. 5 mas. fig. 6. foem.* Murinaria.




1.



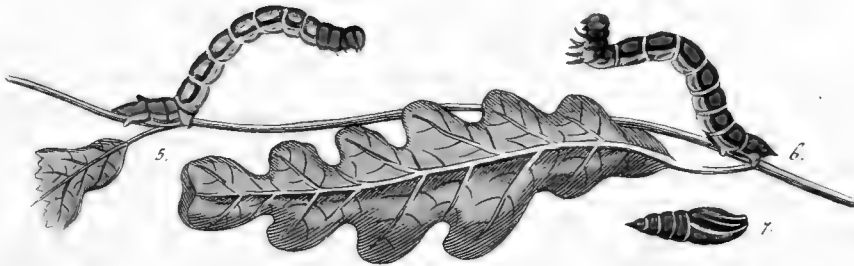
4.



2.




3.




5.

6.

7.



8.



10.




9.



11.


Phalaen. europ.

Geometr. Fig. 1. mas. fig. 2. Variet. fig. 3. Variet fig. 4. foem. fig. 5. 6. larvae. fig. 7. chryf. Defoliaria Lun. Fig. 8. mas fig. 9. foem. Capreolaria Fig. 10. mas. fig. 11. foem. Quadripunctaria.




Phalaen. europ.


... pect. al. rotund. Fig. 1, mas. fig. 2, foem. *Marmorinaria*. Fig. 3, mas. fig. 4, foem. fig. 5, larva. fig. 6, chrysf. *Sericearia*.
 s. fig. 8, Variet. fig. 9, foem. fig. 10, 11, 12, larvae, fig. 13, follic. fig. 14, chrysf. *Brunnaria Livi*.




1.




2.



3.



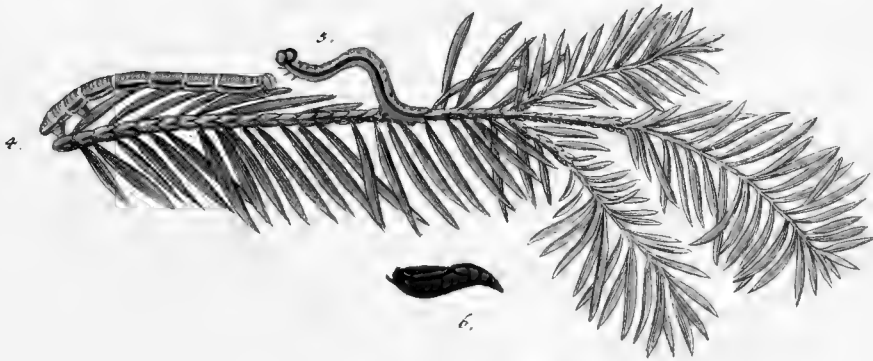



4.



5.

Phalaen. europ.

Geom. Fig. 1. mas. fig. 2. foem. fig. 3. Variet. Roboraria. Fig. 4. mas. fig. 5. foem. Confortaria.



Phalaen. europ.

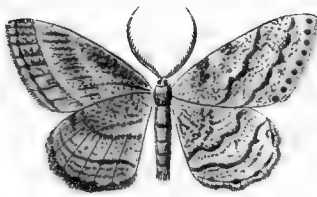
Geom. al. rot. ant. pect. Fig. 1. mas. fig. 2. foem. fig. 3. variet. fig. 4. 5. larvae. fig. 6. chrysalis Gemmaria. abietis. Fig. 7. foem. fig. 8. larva. fig. 9. chryf. Secundaria.




1.



2.



3.



4.



5.



6.

Phalaen. europ.

Geom. al. rot. ant. pect. Fig. 1. mas. fig. 2. foem. Variet. Secundaria. Fig. 3. mus. fig. 4. foem. Biundularia. Fig. 5. mas. fig. 6. foem. Alchemillaria.





Phalaena europ.

Geom. pect. al. rotund. Fig. 1. mas. fig. 2. foem. fig. 3. Variet. fig. 4. larva. Repandaria abietis.

Fig. 5. mas fig. 6. foem. fig. 7. Variet. fig. 8. larva. fig. 9. chrys. Repandaria pinus sylvestris.



Phalaen. europ.

Geom. pect. al. rot. Fig. 1. Repandaria pinus Sylvestris. Variet. Fig. 2. larva, fig. 3. chrys. maris, fig. 4. chrys. foem. fig. 5. imago maris. fig. 6. imago foem. Alpinaria Fig. 7. mas. fig. 8. foem. Cebraria Fig. 9. Aurantiaria.

I. F. Völkart. f.



1.



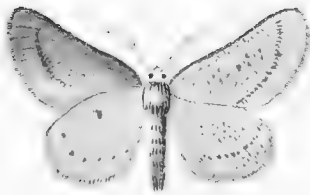
2.




3.




4.



5.




6.




7.


Phalaen. europ.

Geom. pectinic. al. rotund. Fig. 1. mas. fig. 2. Variet. fig. 3. foem. fig. 4. Variet. Pascuaria Fig. 5. mas. fig. 6. foem. Cunicularia Fig. 7. Albiocellaria.





1.



2.



3.



4.



5.



6.





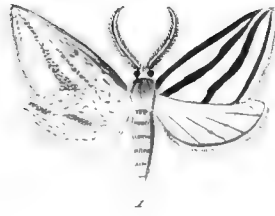
7.



8.

Phalaen. europ.





Geom. pect. al. rotund. Fig. 1. *mas.* fig. 2. *foem.* fig. 3. *larva.* fig. 4. *chrys.* *Cithyfaria* Fig. 5. *Bajularia* Fig. 6. *mas* fig. 7. *foem* fig. 8. *variet* *Chenopodiaria*. *Linn. sp.* 240.



Phalaen. europ.

Geom. pect. Fig. 1. Mundataria Fig. 2. mas. fig. 3. p'om. Miataria. Fig. 4. Adpersaria.
Fig. 5. Buplevraria.





Phalaen.europ.

*Geom. pect. Fig. 1. Nullaria .mas. Fig. 2. mas. fig. 3. foem. Moeniaria. Fig. 4. Nitidaria. Fig. 5.
mas. fig. 6. foem. Var. Plumbaria.*



1.



2.



3.



4.


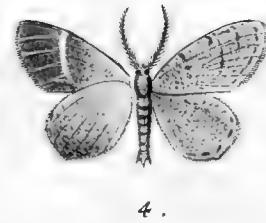





5.

Phalaen . europ .

Geom . pict . ul . rotund . . . Fig . 1 . mus . . . fig . 2 . frem . . . Contiguaria . . . Fig . 3 . mus . . . fig . 4 . frem . . . Albaria . . . Fig . 5 . Pantaria .

Linn . Sp . 218 .




Phalaen . europ .


Geom . pect . al . rotund . Fig . 1 . mas . fig . 2 . foem . Bipunctaria . Fig . 3 . Virgaria . Fig . 4 . Cineraria . Fig .
5 . mas . fig . 6 . foem . Arenacearia .




1.



2.



3.



4.



5.

Phalaen. europ.

Geom. pect. ul. rotund. Fig. 1. Petraria. Fig. 2. Scurearia. Fig. 3. Dilucidaria. Fig. 4. Obfuscaria. Fig. 5. Myolaria.




1.



2.



3.



4.



5.

Phalaen . europ .

Geom . pectin . *Fig. 1.* Equestraria . *Fig. 2.* Flavicularia . *Fig. 3.* mas . *Fig. 4.* foem . Immoraria . *Linna . Sp. 265. Fig. 5*

Decoloraria .





1.



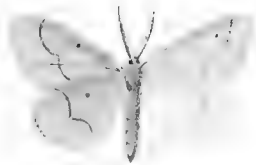
2.



3.



4.



5.




6.

Phalaen. europ.

Geom. pectinic. (Fig. 1. immorata.) Fig. 2. mas. fig. 3. foem. Fig. 4. Var. Ornataria. Fig. 5.
Gilvaria. lar. (Tab. XXV.) Fig. 6. Tenebraria.



1



2



3



4



5

Phalaen . europ .

Geom . pectin . al . rot . Fig . 1 . Gliraria . Fig . 2 . Nitelaria . Fig . 3 . mas . fig . 4 . foem . Limofaria . Fig . 5 .
Geñaria . abiefis . (urb . Tab . XXXIX .)



